INSTITUTO CENTRAL METEOROLÓGICO Y GEOFÍSICO DE CHILE

Publicaciones bajo la dirección
del
Dr. WALTER KNOCHE

N.° 6 — 9.

"Instituto central meteorológico y geofísico de Chile, Santiago.

# Anuario Meteorológico de Chile

Primera parte (30 estaciones in extenso).

## Meteorologisches Jahrbuch für Chile

Erster Teil (30 Stationen in extenso)

## 1912

QC
988
.C5
A58
1912

LIBRARY
N.O.A.A.
U.S. Dept. of Commerce

SANTIAGO DE CHILE
Sección Impresiones del Instituto Meteorológico
1914

# National Oceanic and Atmospheric Administration

## Environmental Data Rescue Program

### ERRATA NOTICE

One or more conditions of the original document may affect the quality of the image, such as:

Discolored pages
Faded or light ink
Binding intrudes into the text

This document has been imaged through the NOAA Environmental Data Rescue Program. To view the original document, please contact the NOAA Central Library in Silver Spring, MD at (301) 713-2607 x124 or www.reference@nodc.noaa.gov.

Information Manufacturing Corporation
Imaging Subcontractor
Rocket Center, West Virginia
September 14, 1999

INSTITUTO CENTRAL METEOROLÓGICO Y GEOFÍSICO DE CHILE

QC998
C6 I6
Mo. 6

Publicaciones bajo la dirección
del
Dr. WALTER KNOCHE

N.° 6 — 9

# Anuario Meteorológico de Chile

Primera parte (30 estaciones in extenso)

## Meteorologisches Jahrbuch für Chile

Erster Teil (30 Stationen in extenso)

## 1912

SANTIAGO DE CHILE
Sección Impresiones del Instituto Meteorológico
1914

# PREFACIO

En la misma forma que en el año anterior se publica el 2.º anuario correspondiente a 1912. Ha sido necesario dividir el volumen en dos partes para evitar que el grosor sea exagerado, ya que el número de estaciones aumenta considerablemente.

El anuario anterior contiene los datos de 33 oficinas, y el presente los de 45.

Como no sería posible dar *in extenso* las observaciones de todas las oficinas, se ha acordado publicar en detalle sólo las correspondiente a 30. Con el objeto de dar a conocer los cambios diarios del tiempo en el mayor número de localidades, se cambiará un pequeño número de estas de año en año, repitiendo para tener la continuidad, la mayor parte de las estaciones.

En 1912 se publican *in extenso* las observaciones directas de las siguientes (1) (de 1.º a 4.º orden): **Arica, Iquique, Antofagasta, Caldera, *Isla de Pascua, Copiapó, Coquimbo, *Ovalle, Los Andes, Valparaiso, Santiago, *El Teniente, San Fernando, Talca, Punta Carranza, Punta Tumbes, Concepción, Contulmo, *Angol, Mocha W, Valdivia, *Los Riscos,** (Puerto Varas (2), **Puerto Montt, Punta Corona, Huafo, *Melinka, Evangelistas, Dúngenes, Punta Arenas, *San Isidro.**

En la 2ª parte se publicarán los promedios diarios de estas treintas estaciones, y al dar los resúmenes mensuales y anuales de estas, se añadirán el de las siguientes: Serena, Juan Fernández, Rancagua, *Maitenes, *Lo Espejo Curicó, Chanco, Linares, *Lavapié, Traiguén, Temuco, Osorno, Punta Galera, *Anend y *Morro Lobos.

(1) Las estaciones con * son nuevas instalaciones.

(2) El 25 de Mayo la estación de Puerto Varas se cambió a Los Riscos, situada también en la ribera del lago Llanquihue.

# VORWORT

In gleicher Weise wie im Vorjahre erfolgt die Herausgabe des 1912 entsprechenden zweiten Jahrbuchs. Um äusserlich einen zu starken Umfang zu vermeiden, wurde es nötig, den Band zu zweiteilen; die Anzahl der Stationen hat sich nämlich beträchtlich vermehrt.

Das vorhergehende Jahrbuch enthält das Material von 33, das gegenwärtige von 45 Orten.

Da es unmöglich ist, die Beobachtungen aller Stationen *in extenso* zu geben, haben wir uns entschlossen, detailliert 30 von ihnen zu veröffentlichen. Um die Kenntnis über die täglichen Änderungen der Witterung einer möglichst grossen Zahl von Orten zu geben, wird bei einer kleinen Zahl von Jahr zu Jahr ein Wechsel eintreten, während, um die Kontinuität zu wahren, der grössere Teil der Stationen wiedererscheinen wird.

Für das Jahr 1912 veröffentlichen wir *in extenso* die direkten Beobachtungen folgender Stationen (1) (1.—4. Klasse): **Arica, Iquique, Antofagasta, Caldera, *Osterinsel, Copiapó, Coquimbo, *Ovalle, Los Andes, Valparaíso, *El Teniente, San Fernando, Talca, Punta Carranza, Punta Tumbes, Concepción, Contulmo, *Angol, Mocha W, Valdivia, *Los Riscos,** (resp. *Puerto Varas (2), **Puerto Montt, Punta Corona, Huafo, *Melinka, Evanjelistas, Dungenes, Punta Arenas y *San Isidro.**

Im 2. Teil gelangen die Tagesmittel obiger 30 Stationen zur Veröffentlichung und ausserdem ihre monatlichen und jährlichen Übersichten unter Einschluss der folgenden Beobachtungspunkte: Serena, Juan Fernández, Rancagua, *Maitenes, *Lo

(1) Die mit * versehenen Stationen sind neueingerichtete.

(2) Am 25. Mai wurde die Station Puerto Varas nach Los Riscos, gleichfalls am Ufer des Llanquihuesees gelegen, verlegt.

Una pequeña reseña geográfica de las nuevas estaciones, y un detalle del instrumental, nómina de observadores etc., de todos los observatorios se dará en el 2.° tomo.

Esta publicación ha estado a cargo de los Srs. N. Peña, M. Whittaker y E. Martínez.

---

Como anexo se publican los datos de cuatro meses (Nov. 1912-Febr. 1913) de Campos de Barazarte, que debía funcionar como estación fija en la pampa salitrera, pero se suprimió por falta de observador.

**Walter Knoche.**

Espejo, Curicó, Chanco, Linares, *Lavapié, Traiguen, Temuco, Osorno, Punta Galera, *Ancud y *Morro Lobos.

Eine kurze geographische Skizze der neuen Stationen und Ausführungen über die Instrumente, Namen der Beobachter etc. an allen Orten sollen im 2. Bande gegeben werden.

Mit der vorliegenden Publikation waren die Herren N. Peña, M. Whittaker und E. Martínez betraut.

---

Als Anhang veröffentlichen wir die Werte von vier Monaten (Nov. 1912—Febr. 1913) in Campo de Barazarte; diese sollte als dauernde Station in der Salpeterpampa dienen, musste aber wegen Mangels eines Beobachters unterdrückt werden.

**Walter Knoche.**

# INDICE


**Prefacio** ..... III

**Indice** ..... V

**Fé de erratas** ..... VI

**Abreviaturas y Signos** ..... VII

**Tres observaciones Diarias en 27 Estaciones de 1.º, 2.º y 3.º Orden** ..... 1

Enero ..... 2
Febrero ..... 30
Marzo ..... 58
Abril ..... 86
Mayo ..... 114
Junio ..... 142
Julio ..... 170
Agosto ..... 198
Septiembre ..... 226
Octubre ..... 254
Noviembre ..... 282
Diciembre ..... 310

**Tres observaciones en 3 Estaciones de 4.º Orden** ..... 339

**Anexo.** Estación Campo de Barazarte.—Pampa Salitrera ..... 359


# INHALTSVERZEICHNIS


**Vorwort** ..... III

**Inhaltsverzeichnis** ..... V

**Druckfehlerverzeichnis** ..... VI

**Abkürzungen und Symbole** ..... VII

**Dreimal tägliche Beobachtungen an 27 Stationen 1., 2. und 3. Ordnung** ..... 1

Januar ..... 2
Februar ..... 30
März ..... 58
April ..... 86
Mai ..... 114
Juni ..... 142
Juli ..... 170
August ..... 198
September ..... 226
Oktober ..... 254
November ..... 282
Dezember ..... 310

**Dreimal tägliche Beobachtungen an 3 Stationen 4. Ordnung** ..... 339

**Anhang.** Station Campo de Barazarte.—Salpeter Pampa ..... 359

# FE DE ERRATAS

DRUCKFEHLERVERZEICHNIS

| Pág. Seite | | | Dice Anstatt | Léase Lies |
|---|---|---|---|---|
| 6 | Copiapó | 7a promedio fuerza del viento | 0.4 | 0.5 |
| „ | „ | 2p „ „ „ | 2.0 | 2.4 |
| „ | „ | 9p „ „ „ | 1.0 | 1.3 |
| 8 | Coquimbo | 7a „ „ „ | 0.7 | 0.9 |
| „ | „ | 7a „ nebulosidad | 7.8 | 8.0 |
| „ | „ | 9p „ „ „ | 1.0 | 1.2 |
| 9 | „ | 7a-7a „ kilom. del viento en 24 h | 198.7-8.3 | 205.4-8.6 |
| 16 | Punta Tumbes | máxima presión atmosférica | 56.5 (dia 31) | 58.1 (dia 3) |
| 21 | Valdivia dia 26 | temp. min a intemperie | 90.5 | 9.0 |
| 23 | Punta Corona | | ha -5,6 | ha -3,6 |
| 32 | Antofagasta | 9p promedio fuerza del viento | 2.4 | 1.8 |
| „ | „ | 7a „ nebulosidad | 2.1 | 2.2 |
| „ | Caldera | 7a „ „ | 8.0 | 7.8 |
| „ | „ | 2p „ „ | 2.1 | 2.2 |
| „ | „ | 9p „ „ | 4.0 | 4.5 |
| 39 | Valparaíso dia 1.º | kilometraje del viento en 24 h | 204.0-8.5 | 133.0-5.5 |
| „ | „ | promedio kilom. del viento en 24 h | 175.0-7.3 | 172.6 7.2 |
| 43 | Talca „ 17 | temperatura mínima a intemperie | 16.0 | 10.0 |
| „ | „ | promedio temp. mínima a intemp. | 10.8 | 10.6 |
| 49 | Puerto Varas „ 3 | „ „ „ | 7.5 | 6.5 |
| 69 | Santiago „ 1.º | kilometraje del viento en 24 h | 121.9 5.1 | 118.6 49 |
| 80 | | | Febrero | Marzo |
| 102 | Contulmo dia 1.º | agua caída | 3.1 | 3.9 |
| 102 | Contulmo | suma mensual de agua caída | 162.8 | — |
| | Mocha W dia 1.º | agua caída | — | 1.0 |
| „ | „ | suma mensual de agua caída | 113.2 | 114.2 |
| 106 | Pta. Corona „ 25 | agua caída | 17.0 | 18.0 |
| „ | „ | suma mensual de agua caída | 173.0 | 174.0 |
| 108 | Huafo „ 1.º | agua caída | — | 1.0 |
| „ | „ | suma mensual de agua caída | 69.0 | 70.0 |
| | Evanjelistas „ 11 | agua caída | 10.5 | 11.5 |
| „ | „ | suma mensual de agua caída | 282.9 | 283.9 |
| 125 | Santiago „ 1.º | evaporación | 1.7 | 2.7 |
| „ | „ | suma mensual de evaporación | 28.2 | 29.2 |
| 135 | Valdivia „ 20 | temp. min a intemperie | 5.2 | 4.2 |
| 161 | Los Riscos | latitud y longitud | 41º 17' y 72º 57' | 41º 13' y 72º 57' |
| 177 | Ovalle „ 1.º | kilometraje del viento en 24 h | 81.0-3.4 | 48.0-2.0 |
| „ | „ | promedio kilom. del viento en 24 h | 38.1-1.6 | 37.1-1.5 |
| 180 | Santiago „ 25 | temperatura mínima | 4.0 | 5.0 |
| „ | „ | promedio temp. mínima | 1.6 | 2.6 |
| 192 | Evanjelistas | máx. presión atmosférica | 59.2 (dia 26) | 62.6 (dia 26) |
| 193 | Huafo | 2p-9p agua caída | 2.1 el 30 | 2.1 el 30 |
| 196 | San Isidro „ 8 | agua caída | 7.5 | 6.5 |
| „ | „ | suma mensual de agua caída | 353.9 | 352.9 |
| 243 | Contulmo „ 30 | 7a-2p agua caída | — | 0.1 |
| „ | „ „ | 2p-9p „ „ | — | 0.1 |

# ABREVIATURAS Y SIGNOS QUE APARECEN EN ESTA PUBLICACION
# ABKÜRZUNGEN UND SYMBOLE, DIE IN DER PUBLIKATION VORKOMMEN

lluvia (Regen), ● ch = lluvia chubascos (Regenschauer),
● gt = lluvia goterones (Regentropfen)
llovizna, garúa (Regenmieseln)
nieve, nevada (Schnee) ✳ cop = nieve copos, (Schneeflocken)
borrasca de nieve (Schneesturm, Schneewehen)
granizo (Graupel), △ch = granizo chubasco (Graupelschauer)
pedrisco (Hagel), ▲ ch = pedrisco chubasco (Hagelschauer)
agujas de hielo (Eisnadeln)
rocío (Tau)
escarcha, helada blanca (Reif)
neblina helada, escarcha áspera (Rauhreif)
lluvia helada (Eisregen)
neblina (Nebel)
neblina mojadora (Nebelreissen) } en el lugar de las observaciones
neblina arrastrada, neblina baja (Bodennebel) } (am Beobachtungsort)
neblina de montaña (Bergnebel)
suelo cubierto de nieve, manchas de nieve (Schneedecke)
tempestad eléctrica con truenos (Gewitter)
truenos solos (Donner allein)
relámpagos = tempestad eléctrica lejana sin truenos (Wetterleuchten = Entferntes Gewitter, ohne Donner)
relámpagos de calor, (de cordillera,) resplandores eléctricos silenciosos (Kordillerenleuchten, stille Entladungen)
ráfagas de vientos (borrascas), temporal de viento a intervalos (Böen)
sol (Sonne)
halo (círeulo) solar (Sonnenring)
halo lunar (Mondring)
corona solar (Sonnenhof)
corona lunar (Mondhof)
arco iris (Regenbogen)
bruma (Dunst)
humo (Rauch)
luz zodiacal (Zodiakallicht)
aurora austral (Südlicht)

### Nubes (Wolken)

cs = cumulus castellatus
c = cumulus
cf = fracto cumulus
cn = cumulo nimbus
cm = mamato cumulus
s = stratus
sf = fracto stratus
sc = strato cumulus
n = nimbus
nf = fracto nimbus
ac = alto cumulus
as = alto stratus
ci = cirrus
cs = cirro stratus
cc = cirro cumulus

Bp. = bandas polares (Polarbanden)
ol = olas (Wogen)

### Vientos (Winde)

N = norte (Nord)
NNE = nor-noreste (Nord-Nord-Ost)
NE = noreste (Nord-Ost)
ENE = este-noreste (Ost-Nord-Ost)
E = este (Ost)
ESE = este-sureste (Ost-Süd-Ost)
SE = sureste (Süd-Ost)
SSE = sur-sureste (Süd-Süd-Ost)
S = sur (Süd)
SSW = sur-suroeste (Süd-Süd-West)
SW = suroeste (Süd-West)
WSW = oeste-suroeste (West-Süd-West)
W = oeste (West)
WNW = oeste-noroeste (West-Nord-West)
NW = noroeste (Nord-West)
NNW = nor-noroeste (Nord-Nord-West)
C = calma (Calme)

0 calma (Windstille)
1 casi calma (Zug)
2 brisa leve (schwache Brise)
3 brisa ligera (leichte Brise)
4 brisa fresca (frische Brise)
5 brisa fuerte (starke Brise)
6 fresco (steifer Wind)
7 fresco fuerte (starker Wind)
8 fresco muy fuerte (sehr starker Wind)
9 tempestad (stürmischer Wind)
10 temporal (Sturm)
11 temporal fuerte (heftiger Sturm)
12 huracán (Orkan)

### Otras abreviaciones

am = al amanecer (frühmorgens)
a = antemeridiano (vormittags) (por ejem. 9a30, 0a¼, 2a2)
p = pasado meridiano (nachmittags), (por ejem. 0p25, 8p0, 5p½)
n = noche (nachts), (por ejem. 9p30—n)
an = anoche (nachts vorher) (por ejem. an—8a10)
MD = medio día (mittags)
MN = medianoche (mitternachts)
1 = más ó menos a las 7a (etwa um 7a), (por ejem. ● gt 1)
2 = 2p ( 2p) (por ejem. ⟨ 2)
3 = 9p ( 9p) (por ejem. ⌣ 3)
I = entre 7a y 2p (zwischen 7a u. 2p) (por ejem. ✳ I)
II = 2p 9p ( 2p u. 9p) (por ejem. ≡ II)
III = 9p 7a ( 9p u. 7a) (por ejem. ▭ III)
Exponentes ° = debil (schwach), (por ejem. ✳°, ≡°, ⌜°, ▭°)
¹ = regular (mittel), (por ejem. △¹, ⌜⟨¹, ∞¹, ⌒¹)
² = fuertes (stark), (por ejem. ●² ch, ⊕², ≡², ⌴²)
hor = al horizonte (am Horizont), (por ejem. ∞ hor)
cord. = cordillera (Kordillere) (por ejem. en de cord.)

**Las màximas se han impreso en números negros grandes y las mínimas en números negros chicos. Los valores en cursivo corresponden a datos dudosos.**
**Die Maxima wurden in schwarzen grossen, die Minima in schwarzen kleinen Ziffern gedruckt. Kursivdruck entspricht zweifelhaften Werten.**

**ARICA** (H=10 m) **ENERO 1912** φ = 18° 29′ S λ = 70° 20′ W $C_g$ = —

| Día / Tag | Barómetro Barometer 700 mm + 7a | 2p | 9p | Temperatura del aire Lufttemperatur °C 7a | 2p | 9p | Max. | Min. | Humedad absoluta Absolute Feuchtigkeit mm 7a | 2p | 9p | Humedad relativa Relative Feuchtigkeit % 7a | 2p | 9p | Dirección y fuerza del viento Richtung und Stärke des Windes 0—12 B 7a | 2p | 9p | Nebulosidad Bewölkung 0—10 7a | 2p | 9p | Agua caída Niederschlag mm 7a - 7a | Notas Bemerkungen |
|---|---|---|---|---|---|---|---|---|---|---|---|---|---|---|---|---|---|---|---|---|---|---|
| 1 | 58.8 | 59.0 | 59.5 | 21.0 | 22.0 | 22.4 | 23.0 | 16.2 | 13.5 | 13.2 | 14.3 | 74 | 67 | 71 | C | 0 SW 1 | C | 0 | 0 | 0 | 0 | — | |
| 2 | 59.7 | **57.1** | 58.3 | 22.0 | 22.2 | 22.4 | 23.2 | 15.4 | 13.2 | 15.0 | 13.3 | 67 | 76 | 66 | C | 0 SW 1 | C | 0 | 0 | 7 | 0 | — | |
| 3 | 57.8 | 56.9 | 58.3 | 21.0 | 22.4 | 22.2 | 23.2 | 15.2 | 14.2 | 15.9 | 13.1 | 77 | 79 | 66 | C | 0 SW 1 | C | 0 | 9 | 8 | 0 | — | |
| 4 | 58.7 | 58.7 | 58.5 | 20.4 | 22.4 | 22.4 | 23.0 | 15.3 | 13.9 | 14.6 | 14.3 | 78 | 72 | 71 | E | 1 SW 1 | C | 0 | 10 | 6 | 0 | — | |
| 5 | 58.2 | 57.9 | 58.5 | 21.0 | 23.0 | 22.0 | 23.2 | 15.2 | 13.8 | 15.5 | 14.5 | 75 | 74 | 74 | C | 0 SW 1 | C | 0 | 10 | 5 | 0 | — | |
| 6 | 58.3 | 58.6 | 59.2 | 21.2 | 22.4 | 23.0 | 24.0 | **15.0** | 15.0 | 14.9 | 15.8 | 80 | 74 | 76 | C | 0 SW 1 | C | 0 | 10 | 0 | 10 | — | |
| 7 | 60.5 | 59.2 | 59.6 | 21.6 | 24.0 | 23.2 | 24.2 | 17.4 | **16.7** | 16.6 | 13.8 | **87** | 75 | 65 | C | 0 SW 1 | C | 0 | 6 | 8 | 10 | — | |
| 8 | 59.6 | 58.8 | 59.6 | 21.2 | 23.2 | 23.0 | 24.1 | 18.0 | 15.6 | 15.4 | 13.9 | 84 | 73 | 66 | C | 0 SW 1 | C | 0 | 5 | 9 | 10 | — | |
| 9 | 60.3 | 59.2 | 60.4 | 21.4 | 23.2 | 23.2 | 24.0 | 18.2 | 14.9 | 15.8 | 14.1 | 78 | 75 | 67 | C | 0 SW 1 | C | 0 | 10 | 9 | 10 | — | |
| 10 | 61.0 | 59.4 | 60.2 | 22.0 | 23.0 | 23.0 | 23.2 | 18.2 | 16.5 | 15.8 | 14.2 | 84 | 76 | 68 | C | 0 SW 1 | C | 0 | 10 | 8 | 10 | — | |
| 11 | 60.7 | 57.7 | 60.6 | 22.0 | 24.2 | 23.2 | 24.4 | 19.2 | 16.0 | 16.5 | 14.4 | 81 | 74 | 68 | C | 0 SW 1 | C | 0 | 10 | 1 | 10 | — | |
| 12 | 61.3 | 60.2 | 60.8 | 21.4 | 24.4 | 23.2 | 25.0 | 17.2 | 15.2 | 14.7 | 14.1 | 80 | 65 | 67 | C | 0 SW 1 | C | 0 | 4 | 3 | 10 | — | |
| 13 | 61.3 | 59.6 | 60.9 | 21.4 | 23.0 | 23.0 | 25.0 | 16.2 | 14.9 | 14.6 | 13.9 | 78 | 70 | 66 | SE | 1 SW 1 | C | 0 | 5 | 8 | 10 | — | |
| 14 | 61.3 | 60.7 | 60.6 | 21.0 | 23.0 | 22.0 | 23.0 | 17.0 | 15.4 | 14.6 | 13.5 | 84 | 70 | 69 | C | 0 SW 1 | C | 0 | 10 | 0 | 10 | — | |
| 15 | 60.4 | 58.8 | 60.5 | 21.2 | 22.4 | 22.2 | 23.3 | 18.3 | 15.6 | 15.9 | 14.4 | 84 | 79 | 72 | C | 0 SW 1 | C | 0 | 10 | 1 | 10 | — | |
| 16 | 60.2 | 58.6 | 59.1 | 22.0 | 24.0 | 22.4 | 24.2 | 18.0 | 16.2 | 13.9 | 14.3 | 82 | 63 | 71 | C | 0 SW 1 | C | 0 | 10 | 2 | 10 | — | |
| 17 | 59.8 | 59.8 | 60.0 | 21.0 | 23.2 | 22.4 | 24.2 | 17.0 | 14.2 | 14.1 | 13.3 | 77 | 67 | 66 | C | 0 SW 1 | C | 0 | 10 | 0 | 6 | — | |
| 18 | 61.0 | 57.9 | 57.6 | 21.0 | 22.4 | 23.0 | 24.0 | 17.0 | 13.8 | 14.6 | 13.9 | 75 | 72 | 66 | SW | 1 SW 1 | C | 0 | 10 | 4 | 8 | — | |
| 19 | 59.0 | 57.4 | 57.7 | 21.2 | 22.0 | 22.2 | 22.3 | 15.3 | 13.7 | 14.5 | 13.4 | 74 | 74 | 68 | C | 0 SW 1 | C | 0 | 0 | 0 | 0 | — | |
| 20 | 58.6 | 57.8 | 58.0 | 21.2 | 23.0 | 22.4 | 23.0 | 15.3 | 13.7 | 13.9 | 14.3 | 74 | 66 | 71 | SW | 1 SW 1 | C | 0 | 0 | 0 | 10 | — | |
| 21 | 58.5 | 58.2 | 58.1 | 22.0 | 23.0 | 22.4 | 23.0 | 16.4 | 13.5 | 12.9 | 14.6 | 69 | **62** | 72 | C | 0 SW 1 | C | 0 | 6 | 0 | 10 | — | |
| 22 | 60.0 | 58.8 | 58.1 | 21.2 | 23.0 | 22.2 | 23.0 | 17.0 | 14.0 | 15.5 | 13.4 | 75 | 74 | 68 | C | 0 SW 1 | C | 0 | 9 | 0 | 10 | — | |
| 23 | 59.0 | 57.8 | 58.6 | 21.2 | 23.0 | 22.4 | 23.0 | 17.3 | 15.3 | 13.9 | 14.3 | 82 | 66 | 71 | C | 0 SW 1 | C | 0 | 9 | 3 | 10 | — | |
| 24 | 60.0 | 59.6 | 58.7 | 22.0 | 21.2 | 22.0 | 23.2 | 17.4 | 14.8 | 15.0 | 14.8 | 76 | 80 | 76 | C | 0 SW 1 | C | 0 | 8 | 5 | 10 | — | |
| 25 | 59.8 | 58.3 | 59.6 | 21.4 | 23.2 | 23.2 | 23.2 | 18.0 | 15.2 | 15.8 | 14.1 | 80 | 75 | 67 | SW | 2 SW 1 | C | 0 | 10 | 4 | 10 | — | |
| 26 | 60.4 | 58.4 | 59.0 | 22.0 | 24.2 | 23.0 | 24.2 | 18.0 | 16.2 | 15.1 | 14.2 | 82 | 68 | 68 | C | 0 SW 1 | C | 0 | 10 | 0 | 5 | — | |
| 27 | 59.5 | 58.4 | 59.4 | 21.0 | 24.0 | 23.4 | 24.0 | 18.0 | 15.1 | 14.9 | 13.6 | 82 | 67 | 64 | C | 0 SW 1 | C | 0 | 10 | 1 | 6 | — | |
| 28 | 59.5 | 58.7 | 58.9 | 21.0 | 23.0 | 23.0 | 23.2 | 18.1 | 15.1 | 14.2 | 13.9 | 82 | 68 | 66 | C | 0 SW 1 | C | 0 | 10 | 8 | 8 | — | |
| 29 | 60.5 | 59.7 | 61.0 | 22.2 | 25.0 | 19.2 | 25.0 | 16.0 | 14.4 | 16.0 | 13.4 | 72 | 68 | 81 | E | 1 SW 1 | C | 0 | 10 | 0 | 0 | — | |
| 30 | 60.7 | 59.4 | 59.9 | 20.2 | 24.0 | 22.0 | 25.0 | 17.0 | **11.3** | 15.3 | 16.2 | 64 | 69 | 82 | E | 1 SW 1 | C | 0 | 0 | 0 | 0 | — | |
| 31 | **62.7** | 62.1 | 62.0 | 20.4 | 23.2 | 22.4 | 23.3 | 16.2 | 14.5 | 15.8 | 15.9 | 82 | 75 | 79 | C | 0 SW 1 | C | 0 | 10 | 7 | 2 | — | |
| Pro. Mit. | 59.9 | 58.8 | 59.4 | 21.3 | 23.1 | 22.5 | 23.7 | 16.9 | 14.7 | 15.0 | 14.2 | 78 | 71 | 70 | | 0.3 | | 1.0 | | 0.0 | 7.5 | 3.5 | 6.6 | — | |

**IQUIQUE** (H = 10 m) **ENERO 1912** φ = 20° 12′ S λ = 70° 11′ W $C_g$ = —

| | | | | | | | | | | | | | | | | | | | | | | | |
|---|---|---|---|---|---|---|---|---|---|---|---|---|---|---|---|---|---|---|---|---|---|---|---|
| 1 | 59.7 | 57.9 | 59.1 | 20.0 | 24.6 | 20.0 | 25.8 | 16.2 | 16.1 | 17.0 | 16.1 | 93 | 74 | 93 | SW | 2 SW 2 | S | 2 | 0 | 0 | 0 | — | |
| 2 | 59.9 | 57.6 | 59.7 | 21.0 | 24.6 | 20.8 | 26.4 | 15.2 | 15.4 | 18.1 | 16.6 | 84 | 79 | 91 | E | 2 SW 2 | C | 0 | 10 | 8 | 10 | — | |
| 3 | 58.4 | 56.6 | 59.6 | 19.8 | 24.2 | 20.0 | 26.0 | 16.0 | 15.9 | 18.0 | 16.4 | 92 | 80 | 94 | S | 2 SSW 3 | C | 0 | 10 | 6 | 10 | — | |
| 4 | 59.8 | 58.5 | 60.9 | 20.0 | 24.0 | 20.4 | 25.6 | 15.6 | 16.7 | 17.7 | 16.1 | 96 | 80 | 91 | C | 0 SSW 3 | S | 2 | 0 | 10 | 10 | — | |
| 5 | 60.1 | 58.2 | 59.2 | 19.8 | 24.0 | 20.0 | 26.0 | 16.8 | 15.2 | 17.7 | 15.4 | 89 | 80 | 89 | S | 1 SW 3 | C | 0 | 8 | 4 | 0 | — | |
| 6 | 58.5 | 59.0 | 60.2 | 19.4 | 23.8 | 21.6 | **29.8** | 16.0 | 15.1 | 17.5 | 16.7 | 90 | 80 | 87 | C | 0 SW 2 | S | 2 | 10 | 10 | 10 | — | |
| 7 | 61.9 | 60.1 | 60.2 | 21.4 | 24.8 | 21.4 | 27.8 | 17.6 | 15.9 | **14.4** | 16.9 | 84 | **62** | 89 | S | 2 S 2 | S | 2 | 10 | 10 | 10 | — | |
| 8 | 59.1 | 58.6 | 59.0 | 19.8 | 24.2 | 20.0 | 26.4 | 16.8 | 14.9 | 19.0 | 17.1 | 87 | 85 | **98** | N | 1 SW 2 | SW | 2 | 10 | 10 | 0 | — | |
| 9 | 60.2 | 59.1 | 61.5 | 21.2 | 24.4 | 21.4 | 26.8 | 16.8 | 16.0 | 18.5 | 16.2 | 86 | 82 | 86 | SW | 1 SW 2 | C | 0 | 10 | 0 | 0 | — | |
| 10 | 61.4 | 59.3 | 61.6 | 21.4 | 24.8 | 21.0 | 26.4 | 18.0 | 15.9 | 18.7 | 16.8 | 84 | 80 | 91 | SW | 1 SW 2 | SW | 1 | 10 | 2 | 10 | — | |
| 11 | 61.3 | 58.6 | 62.2 | 21.0 | 24.0 | 20.0 | 26.4 | 17.4 | 16.4 | 18.1 | 16.4 | 89 | 82 | 94 | SW | 2 SW 2 | SW | 3 | 10 | 2 | 0 | — | |
| 12 | 62.2 | 61.0 | 61.4 | 20.0 | 24.0 | 21.4 | 26.2 | 16.2 | 16.4 | 18.1 | 16.2 | 94 | 82 | 86 | NE | 1 S 2 | SW | 2 | 10 | 2 | 0 | — | |
| 13 | 61.7 | 60.2 | 61.9 | 19.6 | 23.6 | 20.0 | 25.6 | 17.0 | 15.0 | 17.6 | 16.4 | 89 | 81 | 94 | SE | 1 SW 2 | C | 0 | 10 | 10 | 0 | — | |
| 14 | 61.6 | 59.1 | 62.3 | 20.0 | 21.4 | 20.0 | 25.6 | 17.0 | 16.1 | 15.9 | 15.4 | 93 | 84 | 89 | C | 0 SW 2 | SW | 1 | 10 | 10 | 10 | — | |
| 15 | 62.1 | 59.6 | 61.8 | 19.8 | 23.0 | 21.4 | 26.8 | 16.0 | 15.2 | 17.6 | 16.5 | 89 | 85 | 87 | SW | 2 SW 2 | SW | 2 | 10 | 10 | 10 | — | |
| 16 | 61.7 | 59.7 | 61.9 | 20.8 | 22.8 | 21.4 | 26.8 | 16.2 | 15.9 | 17.4 | 15.9 | 87 | 84 | 84 | S | 2 SW 2 | S | 2 | 10 | 10 | 10 | — | |
| 17 | 60.8 | 59.1 | 62.6 | 20.0 | 23.8 | 21.0 | 27.2 | 16.4 | 15.4 | 16.4 | 15.4 | 89 | 75 | 84 | S | 2 SW 2 | S | 2 | 10 | 10 | 10 | — | |
| 18 | 60.7 | 58.9 | 61.1 | 19.8 | 24.0 | 20.8 | 27.2 | 16.8 | 14.9 | 17.4 | 15.6 | 87 | 79 | 86 | E | 2 SW 1 | SE | 1 | 10 | 10 | 0 | — | |
| 19 | 60.1 | 58.4 | 60.0 | 19.4 | 24.0 | 20.0 | 25.8 | 15.8 | 15.5 | 17.4 | 15.7 | 92 | 79 | 91 | SW | 1 S 2 | C | 0 | 10 | 0 | 0 | — | |
| 20 | 59.7 | **57.5** | 58.7 | 19.0 | 24.0 | 20.0 | 25.4 | **15.0** | 15.1 | 18.1 | 15.7 | 92 | 82 | 91 | SE | 1 SW 3 | S | 2 | 6 | 4 | 0 | — | |
| 21 | 59.4 | 58.7 | 61.1 | 19.8 | 26.4 | 21.0 | 29.0 | 16.0 | 15.9 | 18.4 | 17.8 | 92 | 72 | 96 | C | 0 SW 2 | S | 1 | 10 | 10 | 0 | — | |
| 22 | 60.8 | 59.3 | 61.1 | 20.8 | 24.0 | 21.0 | 26.0 | 18.6 | 17.6 | **21.0** | 17.5 | 96 | 95 | 94 | NW | 1 SW 2 | C | 0 | 4 | 0 | 0 | — | |
| 23 | 59.8 | 58.8 | 61.0 | 20.6 | 24.0 | 20.4 | 25.8 | 17.0 | 16.4 | 18.1 | 16.5 | 91 | 82 | 93 | SE | 2 SW 3 | C | 0 | 4 | 2 | 0 | — | |
| 24 | 60.6 | 58.9 | 61.2 | 20.0 | 24.2 | 20.6 | 27.2 | 17.2 | 15.7 | 18.0 | 16.7 | 91 | 80 | 93 | SW | 1 S 2 | C | 0 | 10 | 0 | 0 | — | |
| 25 | 61.2 | 59.0 | 60.8 | 20.6 | 24.8 | 20.4 | 25.8 | 18.4 | 16.7 | 18.3 | 16.8 | 93 | 79 | 94 | S | 2 SW 2 | SW | 2 | 10 | 0 | 0 | — | |
| 26 | 61.7 | 59.4 | 60.8 | 20.0 | 24.2 | 21.4 | 26.6 | 16.2 | 14.5 | 18.3 | 17.2 | 83 | 82 | 91 | C | 0 SW 2 | C | 0 | 8 | 2 | 6 | — | |
| 27 | 60.0 | 59.1 | 60.8 | 20.0 | 24.0 | 21.0 | 26.4 | 16.2 | 15.4 | 17.7 | 16.8 | 89 | 80 | 91 | SW | 2 SW 2 | SW | 2 | 10 | 10 | 2 | — | |
| 28 | 59.6 | 60.2 | 61.8 | 20.0 | 24.0 | 21.8 | 27.6 | 17.4 | 15.7 | 19.2 | 17.0 | 91 | 86 | 87 | SW | 1 SW 2 | SW | 2 | 10 | 10 | 10 | — | |
| 29 | 60.7 | 60.0 | 62.2 | 21.0 | 25.0 | 21.8 | 27.0 | 17.4 | 16.1 | 18.5 | 16.3 | 87 | 79 | 84 | SW | 1 SSW 3 | SW | 2 | 10 | 0 | 0 | — | |
| 30 | 61.5 | 61.4 | 62.8 | 20.8 | 24.6 | 20.4 | 26.0 | 16.6 | 15.9 | 19.5 | 16.8 | 87 | 85 | 94 | SW | 1 S 2 | SW | 2 | 0 | 0 | 6 | — | |
| 31 | 62.9 | 62.1 | **63.1** | 20.8 | 25.4 | 21.0 | 27.0 | 17.0 | 14.9 | 16.5 | 15.1 | 82 | 69 | 82 | SE | 2 SSW 3 | SW | 2 | 10 | 10 | 0 | — | |
| Pro. Mit. | 60.6 | 59.2 | 61.0 | 20.2 | 24.1 | 20.8 | 26.6 | 16.7 | 15.7 | 18.0 | 16.4 | 89 | 80 | 90 | | 1.3 | | 2.2 | | 1.3 | 8.4 | 5.5 | 4.0 | — | |

Barómetro reducido a 0 C y a gravedad normal.

Barometer reduciert auf 0°C und Normal

**RICA** (H=10 m) **ENERO 1912** $\varphi = 18°\ 29'$ S $\lambda = 70°\ 20'$ W $h_a = —$

| Temp. a la intemp. Temp. im Freien. (° | | Velocidad del viento Windgeschwindigkeit | | | | | | | | Nubes (clase y dirección) Wolken (Art und Richtung) | | | Agua caída Niederschlag | | | Evaporación Verdunstung | | | |
|---|---|---|---|---|---|---|---|---|---|---|---|---|---|---|---|---|---|---|---|
| | | m/minuto | | | km | | | | | | | | mm | | | mm | | | |
| Max. | Min. | 7a | 2p | 9p | 9p-7a | 7a-2p | 2p-9p | 7a-7a | k/1h | 7a | 2p | 9p | 7a | 2p | 9p | 7a | 2p | 9p | 7a-7a |
| | | | | | | | | | | | | | — | — | — | | | | |
| | | | | | | | | | | | | | — | — | — | | | | |
| | | | | | | | | | | | | | — | — | — | | | | |
| | | | | | | | | | | | | | — | — | — | | | | |
| | | | | | | | | | | | | | — | — | — | | | | |
| | | | | | | | | | | | | | — | — | — | | | | |
| | | | | | | | | | | | | | — | — | — | | | | |
| | | | | | | | | | | | | | — | — | — | | | | |
| | | | | | | | | | | | | | — | — | — | | | | |
| | | | | | | | | | | | | | — | — | — | | | | |
| | | | | | | | | | | | | | — | — | — | | | | |

**UIQUE** (H=10 m) **ENERO 1912** $\varphi = 20°\ 12'$ S $\lambda = 70°\ 11'$ W $h_a = —$

| | | | | | | | | | | | | | | | | | | | |
|---|---|---|---|---|---|---|---|---|---|---|---|---|---|---|---|---|---|---|---|
| | | | | | | | | | | | | | — | — | — | | | | |
| | | | | | | | | | | cu-ni | ci-cu | ci-cu | — | — | — | | | | |
| | | | | | | | | | | a-cu | a-cu | ci | — | — | — | | | | |
| | | | | | | | | | | | cu-ni | ci | — | — | — | | | | |
| | | | | | | | | | | ci-cu | ci-cu | | — | — | — | | | | |
| | | | | | | | | | | a-str | ci-cu | ni | — | — | — | | | | |
| | | | | | | | | | | ni | ni | ni | — | — | — | | | | |
| | | | | | | | | | | cu-ni | cu-ni | | — | — | — | | | | |
| | | | | | | | | | | cu-ni | | | — | — | — | | | | |
| | | | | | | | | | | ni | cu-ni | ni | — | — | — | | | | |
| | | | | | | | | | | cu-ni | ci | | — | — | — | | | | |
| | | | | | | | | | | ci-cu | cu-ni | | — | — | — | | | | |
| | | | | | | | | | | ci-cu | cu-ni | | — | — | — | | | | |
| | | | | | | | | | | ni | cu-ni | cu-ni | — | — | — | | | | |
| | | | | | | | | | | ni | cu-ni | cu-ni | — | — | — | | | | |
| | | | | | | | | | | ni | ni | ni | — | — | — | | | | |
| | | | | | | | | | | ni | ni | ni | — | — | — | | | | |
| | | | | | | | | | | ni | ci | | — | — | — | | | | |
| | | | | | | | | | | ni | ci | | — | — | — | | | | |
| | | | | | | | | | | ci | | | — | — | — | | | | |
| | | | | | | | | | | ci | ci-str | | — | — | — | | | | |
| | | | | | | | | | | a-cu | ci-str | | — | — | — | | | | |
| | | | | | | | | | | a-cu | | | — | — | — | | | | |
| | | | | | | | | | | a-cu | cu-ni | | — | — | — | | | | |
| | | | | | | | | | | a-cu | | | — | — | — | | | | |
| | | | | | | | | | | a-cu | | | — | — | — | | | | |
| | | | | | | | | | | cu-ni | ci | ci | — | — | — | | | | |
| | | | | | | | | | | ci | ci-cu | ci | — | — | — | | | | |
| | | | | | | | | | | ci-cu | cu-ni | cu-ni | — | — | — | | | | |
| | | | | | | | | | | ni | | | — | — | — | | | | |
| | | | | | | | | | | | | ci | — | — | — | | | | |
| | | | | | | | | | | ci-cu | a-cu | | — | — | — | | | | |
| | | | | | | | | | | | | | — | — | — | | | | |

Las observaciones se efectuaron según hora oficial de Chile (75° de long.)

Alle Beobachtungen nach chilenischer Einheitszeit (75° Länge).

**ANTOFAGASTA** (H = 5 m) **ENERO 1912** φ = 23° 39′ S λ = 70° 25′ W Cg = —

| Dia Tag | Barómetro Barometer 700 mm + | | | Temperatura del aire Lufttemperatur C° | | | | | Humedad absoluta Absolute Feuchtigkeit mm | | | Humedad relativa Relative Feuchtigkeit % | | | Dirección y fuerza del viento Richtung und Stärke des Windes 0—12 B | | | Nebulosidad Bewölkung 0—10 | | | Agua caída Niederschlag mm | Notas Bemerkungen |
|---|---|---|---|---|---|---|---|---|---|---|---|---|---|---|---|---|---|---|---|---|---|---|
| | 7a | 2p | 9p | 7a | 2p | 9p | Max. | Min. | 7a | 2p | 9p | 7a | 2p | 9p | 7a | 2p | 9p | 7a | 2p | 9p | 7a-7a | |
| 1 | 57.9 | 57.4 | 57.7 | 19.7 | 26.1 | 18.0 | 27.6 | **14.5** | 13.4 | **19.7** | 13.8 | 79 | 79 | 90 | S 1 | SW 5 | S 2 | 1 | 3 | 2 | — | |
| 2 | 57.4 | **56.6** | 57.0 | 19.6 | 26.4 | 18.2 | 27.8 | 14.7 | 13.1 | 19.2 | 13.7 | 78 | 75 | 88 | SW 1 | S 4 | S 1 | 1 | 2 | 4 | — | |
| 3 | 58.2 | 57.4 | 57.6 | 19.8 | 26.5 | 18.0 | 27.7 | 14.6 | 13.3 | 19.5 | 14.3 | 78 | 76 | 93 | S 2 | SW 5 | NE 1 | 3 | 5 | 2 | — | |
| 4 | 58.1 | 57.1 | 57.5 | 19.6 | 26.3 | 18.2 | 27.7 | **14.5** | 13.8 | 19.2 | 14.3 | 81 | 76 | 92 | S 2 | S 5 | S 2 | 2 | 3 | 6 | — | |
| 5 | 58.7 | 57.9 | 58.0 | 19.8 | 26.2 | 18.0 | 27.5 | 14.6 | 13.3 | 18.9 | 14.4 | 78 | 75 | **94** | S 1 | SW 6 | SE 1 | 1 | 4 | 3 | — | |
| 6 | 57.1 | 57.2 | 57.5 | 19.7 | 26.3 | 18.0 | 27.6 | 14.6 | 13.1 | 19.2 | 13.8 | 77 | 76 | 90 | S 3 | SW 5 | SW 2 | 3 | 3 | 4 | — | |
| 7 | 59.0 | 58.2 | 58.3 | 19.5 | 26.5 | 18.3 | 27.9 | 14.7 | 13.2 | 19.5 | 13.6 | 79 | 76 | 87 | S 2 | SW 5 | SW 2 | 2 | 5 | 4 | — | |
| 8 | 59.1 | 58.2 | 58.1 | 19.6 | 26.8 | 18.2 | 28.0 | 14.8 | 13.4 | 18.9 | 13.7 | 80 | 72 | 88 | S 1 | SW 4 | SW 1 | 1 | 4 | 3 | — | |
| 9 | 59.1 | 58.4 | 58.4 | 19.9 | 26.7 | 18.4 | 28.1 | 15.0 | 13.0 | 18.6 | 13.6 | 75 | 72 | 86 | S 1 | SW 5 | S 1 | 1 | 3 | 5 | — | |
| 10 | 59.2 | 58.5 | 58.5 | 19.9 | 26.9 | 18.3 | 28.0 | 15.1 | 13.3 | 18.9 | 13.8 | 77 | 72 | 88 | S 2 | SW 4 | SW 2 | 2 | 2 | 4 | — | |
| 11 | 59.3 | 58.7 | 58.6 | 20.0 | 26.6 | 18.8 | 28.0 | 15.2 | 12.9 | 18.7 | 13.3 | 74 | 72 | 83 | S 2 | SW 5 | SW 1 | 3 | 4 | 3 | — | |
| 12 | 60.4 | 59.8 | 59.6 | 20.1 | 26.7 | 18.6 | 28.1 | 15.1 | 12.5 | 18.6 | 13.1 | 72 | 72 | 83 | S 2 | SW 6 | S 2 | 2 | 4 | 4 | — | |
| 13 | 60.6 | 59.7 | 59.6 | 20.0 | 26.3 | 18.2 | 27.9 | 15.0 | 12.6 | 18.8 | 13.7 | 72 | 74 | 88 | S 2 | SW 5 | NE 2 | 4 | 3 | 3 | — | |
| 14 | 60.0 | 59.3 | 59.3 | 19.6 | 26.5 | 18.0 | 28.0 | 15.1 | 13.1 | 18.7 | 13.8 | 78 | 73 | 90 | S 2 | SSW 5 | S 1 | 2 | 4 | 2 | — | |
| 15 | 59.9 | 59.1 | 59.2 | 19.7 | 27.0 | 18.0 | 28.2 | 15.2 | 13.1 | 18.1 | 13.8 | 77 | 68 | 90 | S 2 | SW 5 | SW 2 | 2 | 3 | 4 | — | |
| 16 | 59.4 | 58.7 | 58.7 | 19.8 | 26.8 | 18.0 | 28.0 | 15.3 | 12.7 | 18.5 | 13.8 | 74 | 71 | 90 | S 2 | SSW 6 | S 1 | 1 | 4 | 6 | — | |
| 17 | 59.2 | 58.6 | 58.7 | 19.7 | 27.0 | 18.0 | 28.0 | 15.8 | 12.8 | 18.4 | 13.5 | 75 | 69 | 88 | S 2 | SSW 5 | S 2 | 1 | 2 | 2 | — | |
| 18 | 58.9 | 57.9 | 57.8 | 19.7 | 27.0 | 18.0 | 28.2 | 15.9 | 12.5 | 18.4 | 13.7 | 73 | 69 | 89 | S 2 | SW 5 | S 1 | 2 | 3 | 4 | — | |
| 19 | 58.7 | 57.9 | 57.6 | 19.9 | 26.8 | 18.0 | 28.0 | 15.7 | 12.6 | 18.2 | 13.8 | 73 | 69 | 90 | S 3 | SW 6 | S 2 | 2 | 2 | 3 | — | |
| 20 | 58.1 | 57.2 | 57.3 | 19.8 | 26.7 | 18.0 | 28.1 | 16.0 | 12.7 | 18.6 | 14.0 | 74 | 72 | 91 | S 2 | SW 4 | S 1 | 2 | 3 | 4 | — | |
| 21 | 57.9 | 57.0 | 56.7 | 19.9 | 26.9 | 18.1 | 28.0 | 16.0 | 12.6 | 18.1 | 13.4 | 73 | 69 | 87 | S 3 | SW 6 | S 2 | 2 | 2 | 3 | — | |
| 22 | 59.0 | 58.3 | 57.8 | 20.0 | 26.8 | 18.0 | 28.0 | 16.1 | 12.3 | 18.5 | 13.5 | 71 | 71 | 88 | S 2 | SW 5 | N 1 | 2 | 3 | 4 | — | |
| 23 | 58.4 | 57.6 | 57.5 | 20.1 | 27.0 | 18.2 | 28.1 | 16.2 | **12.2** | 18.1 | 13.7 | 70 | 68 | 88 | S 2 | SW 5 | S 2 | 2 | 2 | 3 | — | |
| 24 | 59.1 | 58.1 | 58.7 | 20.0 | 27.0 | 19.0 | 28.2 | 16.0 | 12.6 | 16.6 | 13.2 | 72 | 63 | 81 | S 3 | SW 6 | SW 1 | 2 | 3 | 4 | — | |
| 25 | 58.9 | 58.3 | 58.3 | 20.2 | 27.2 | 18.8 | 28.3 | 16.1 | **12.2** | 16.5 | 13.3 | 69 | 61 | 83 | S 2 | SW 5 | S 2 | 2 | 4 | 3 | — | |
| 26 | 59.1 | 58.4 | 58.8 | 20.0 | 27.0 | 18.6 | 28.2 | 16.2 | 12.6 | 16.6 | 13.9 | 72 | 63 | 87 | S 3 | SW 7 | N 2 | 1 | 3 | 4 | — | |
| 27 | 58.7 | 58.2 | 58.1 | 20.2 | 27.0 | 18.8 | 28.0 | 16.1 | 12.5 | 16.6 | 13.6 | 71 | 63 | 85 | S 2 | SW 6 | S 5 | 2 | 3 | 3 | — | |
| 28 | 58.8 | 58.0 | 57.9 | 20.1 | 27.0 | 18.7 | 28.1 | 16.0 | **12.2** | 16.9 | 13.7 | 70 | 64 | 86 | S 2 | SW 5 | SW 2 | 3 | 2 | 4 | — | |
| 29 | 59.2 | 58.7 | 58.4 | 20.1 | 27.3 | 18.4 | 28.2 | 16.1 | 12.5 | 16.0 | 13.9 | 72 | **59** | 88 | S 2 | SW 5 | S 2 | 2 | 3 | 3 | — | |
| 30 | 60.0 | 60.1 | 60.0 | 20.2 | 27.3 | 18.3 | **28.4** | 16.2 | 12.5 | 16.4 | 14.1 | 71 | 61 | 90 | S 2 | SW 5 | S 1 | 2 | 4 | 4 | — | |
| 31 | **61.5** | 60.9 | 60.8 | 20.3 | 27.1 | 18.5 | 28.3 | 16.3 | 12.4 | 16.9 | 13.7 | 70 | 64 | 86 | S 3 | SW 4 | S 2 | 2 | 3 | 3 | — | |
| Pro. Mit | 59.0 | 58.3 | 58.3 | 19.9 | 26.8 | 18.3 | 28.0 | 15.4 | 12.8 | 18.2 | 13.7 | 74 | 70 | 88 | 2.0 | 5.1 | 1.7 | 1.9 | 3.2 | 3.5 | — | |

**CALDERA** (H = 30 m) **ENERO 1912** φ = 27° 03′ S λ = 70° 53′ W Cg = —

| | | | | | | | | | | | | | | | | | | | | | | |
|---|---|---|---|---|---|---|---|---|---|---|---|---|---|---|---|---|---|---|---|---|---|---|
| 1 | 58.4 | 57.2 | 57.1 | 16.0 | 20.8 | 16.6 | 21.2 | 16.0 | 12.1 | **10.9** | 11.7 | 89 | 60 | 83 | C 0 | W 1 | W 1 | 10 | 0 | 0 | — | |
| 2 | 58.6 | 57.3 | 58.4 | 16.2 | 20.2 | 17.7 | 20.8 | 16.0 | 12.2 | 12.5 | 12.6 | 89 | 71 | 84 | C 0 | SW 1 | SW 1 | 10 | 2 | 0 | — | |
| 3 | 58.6 | 58.1 | 58.1 | 16.7 | 20.1 | 17.1 | 20.6 | 16.7 | 12.2 | 11.8 | 12.9 | 86 | 67 | 89 | C 0 | SW 1 | SW 1 | 6 | 0 | 0 | — | |
| 4 | 59.5 | 58.6 | 58.5 | 16.0 | 20.0 | 16.6 | 20.4 | 16.0 | 12.1 | 12.3 | 11.9 | 89 | 71 | 84 | C 0 | S 1 | SW 1 | 10 | 2 | 0 | — | |
| 5 | 59.3 | 58.2 | 57.4 | 15.1 | 20.1 | 16.2 | 20.5 | **15.0** | 11.2 | 12.7 | 12.0 | 88 | 73 | 87 | C 0 | WNW 1 | WNW 1 | 10 | 0 | 10 | — | |
| 6 | 58.1 | 56.3 | **55.7** | 15.2 | 20.0 | 17.0 | 20.4 | **15.0** | 11.2 | 11.4 | 11.8 | 87 | 66 | 82 | NW 1 | SW 1 | NW 2 | 10 | 0 | 10 | — | |
| 7 | 59.9 | 58.9 | 58.3 | 17.1 | 20.0 | 17.4 | 20.6 | 17.0 | 11.7 | 11.5 | 12.8 | 81 | 66 | 87 | C 0 | SW 2 | SW 2 | 10 | 0 | 10 | — | |
| 8 | 60.0 | 57.8 | 59.1 | 16.7 | 20.1 | 16.8 | 20.5 | 16.0 | 12.1 | 12.2 | 13.0 | 85 | 70 | 92 | NNW 2 | SW 4 | SW 4 | 3 | 3 | 10 | — | |
| 9 | 60.3 | 59.1 | 58.9 | 15.3 | 18.2 | 16.0 | 18.8 | 15.1 | 12.4 | 12.3 | 12.1 | **96** | 79 | 89 | C 0 | SW 4 | SW 3 | 10 | 10 | 10 | — | |
| 10 | 61.0 | 59.8 | 59.8 | 15.7 | 19.6 | 16.0 | 20.0 | 15.3 | 12.3 | 11.8 | 12.1 | 92 | 70 | 89 | C 0 | SW 3 | SW 1 | 10 | 0 | 0 | — | |
| 11 | 61.6 | 59.6 | 59.2 | 17.1 | 20.6 | 16.4 | 21.2 | 16.0 | 11.6 | 11.8 | 12.3 | 80 | 65 | 88 | C 0 | SW 1 | SW 1 | 10 | 0 | 0 | — | |
| 12 | 61.2 | 60.9 | 60.8 | 16.0 | 20.5 | 16.7 | 21.0 | 16.0 | 11.0 | 13.1 | 12.2 | 81 | 73 | 86 | C 0 | SW 2 | S 3 | 0 | 0 | 0 | — | |
| 13 | 62.0 | 60.7 | 60.0 | 16.4 | 19.6 | 17.2 | 20.2 | 16.4 | 12.3 | 12.0 | 12.9 | 88 | 71 | 89 | S 1 | SW 2 | SW 3 | 10 | 7 | 10 | — | |
| 14 | 61.1 | 59.5 | 58.3 | 17.0 | 21.1 | 17.4 | 21.5 | 17.0 | 12.8 | 11.8 | 13.1 | 89 | 64 | 89 | C 0 | SW 1 | W 3 | 10 | 1 | 10 | — | |
| 15 | 60.6 | 58.9 | 59.8 | 16.7 | 20.7 | 17.8 | 21.2 | 16.4 | 12.0 | 11.9 | 12.6 | 84 | 66 | 83 | C 0 | SW 2 | SW 2 | 10 | 0 | 10 | — | De 9a15-11a30 pasaron |
| 16 | 60.7 | 59.5 | 61.0 | 17.2 | 22.2 | 18.0 | 22.8 | 17.0 | 11.8 | 11.1 | 12.3 | 81 | **56** | 80 | C 0 | SW 1 | SW 1 | 10 | 0 | 0 | — | Continúa la imigración |
| 17 | 59.9 | 58.1 | 58.6 | 17.4 | 22.1 | 17.8 | 22.5 | 17.0 | 11.4 | 11.8 | 12.3 | 77 | 60 | 81 | C 0 | SW 2 | SW 1 | 10 | 0 | 0 | — | Continúa la imigración |
| 18 | 58.8 | 58.0 | 58.8 | 18.0 | 21.6 | 18.0 | 22.0 | 18.0 | 11.0 | 12.4 | 12.8 | 72 | 65 | 83 | C 0 | SW 2 | SW 1 | 10 | 0 | 10 | — | |
| 19 | 60.4 | 58.0 | 59.0 | 17.7 | 20.2 | 18.2 | 20.7 | 16.8 | 11.8 | 12.9 | 12.9 | 78 | 74 | 83 | C 0 | SW 3 | SW 3 | 10 | 5 | 10 | — | |
| 20 | 58.8 | 57.2 | 57.3 | 16.3 | 21.8 | 18.0 | 22.3 | 16.3 | 12.2 | 12.9 | 12.8 | 88 | 67 | 83 | NNW 2 | SW 3 | SW 1 | 10 | 0 | 10 | — | |
| 21 | 58.5 | 57.5 | 58.5 | 17.1 | 21.0 | 18.2 | 21.5 | 17.0 | 11.7 | 12.4 | 12.9 | 81 | 67 | 83 | C 0 | SW 1 | SW 1 | 10 | 8 | 10 | — | |
| 22 | 59.3 | 58.6 | 59.7 | 17.8 | 22.2 | 18.6 | 22.8 | 17.2 | 11.4 | 12.9 | 13.6 | 75 | 65 | 85 | NW 1 | SW 2 | SW 1 | 10 | 5 | 10 | — | |
| 23 | 59.1 | 57.8 | 59.4 | 18.0 | 21.0 | 18.8 | 21.7 | 18.0 | 13.1 | 12.7 | 13.6 | 85 | 69 | 85 | C 0 | SW 2 | SW 1 | 10 | 7 | 10 | — | |
| 24 | 59.4 | 58.6 | 59.4 | 18.1 | 22.9 | 19.2 | 23.4 | 18.0 | 13.7 | 12.7 | 13.5 | 89 | 61 | 82 | C 0 | SW 1 | SW 2 | 10 | 0 | 10 | — | |
| 25 | 60.1 | 58.5 | 59.4 | 18.5 | 22.8 | 19.6 | 23.3 | 18.0 | 13.3 | 11.8 | **15.2** | 84 | 57 | 90 | C 0 | SW 1 | SW 1 | 10 | 0 | 10 | — | |
| 26 | 59.7 | 58.6 | 59.0 | 18.0 | 23.0 | 19.0 | **23.5** | 18.0 | 14.0 | 12.9 | **15.2** | 91 | 62 | 93 | C 0 | SW 1 | SW 1 | 10 | 10 | 10 | — | |
| 27 | 59.3 | 58.4 | 59.7 | 17.0 | 19.0 | 17.2 | 19.3 | 16.3 | 13.7 | 13.4 | 13.8 | 95 | 82 | 95 | C 0 | SW 4 | SW 2 | 10 | 10 | 10 | 0.0 | ||| 0 5a40-8a30 |
| 28 | 60.0 | 58.5 | 59.8 | 16.0 | 20.0 | 18.0 | 20.4 | 16.0 | 12.7 | 13.0 | 12.5 | 93 | 75 | 81 | C 0 | SW 2 | SW 3 | 10 | 0 | 3 | 0.0 | |
| 29 | 60.1 | 58.7 | 59.6 | 16.8 | 19.8 | 17.7 | 20.6 | 16.3 | 12.6 | 12.7 | 12.5 | 89 | 74 | 83 | C 0 | SW 3 | SW 2 | 10 | 0 | 0 | — | |
| 30 | 61.1 | 60.4 | 61.8 | 17.1 | 22.5 | 18.2 | 23.0 | 17.0 | 11.0 | 11.7 | 11.7 | 76 | 58 | 75 | C 0 | SW 3 | SW 2 | 0 | 0 | 0 | — | |
| 31 | **62.9** | 61.2 | 61.8 | 17.9 | 21.7 | 18.3 | 22.2 | 17.1 | 11.1 | 12.0 | 12.1 | 73 | 62 | 78 | C 0 | SW 2 | SW 1 | 4 | 8 | 0 | — | |
| Pro. Mit. | 59.9 | 58.7 | 59.1 | 16.8 | 20.8 | 17.6 | 21.3 | 16.6 | 12.1 | 12.2 | 12.8 | 85 | 67 | 85 | 0.2 | 1.9 | 1.7 | 8.8 | 2.5 | 5.8 | 0.0 | |

Barometro reducido a 0°C y a gravedad normal

Barometer reduciert auf 0°C und Normal-

(1) grandes bandadas de aves marinas del SE al NW. (2) aves de 9a10-10a50 del SE al NW. (3) menor número de 8a10-8a30 del SE al NW.

**TOFAGASTA** (H = 5 m) **ENERO 1912** φ = 23° 39′ S λ = 70° 25′ W $h_a$ = —

| Temp. a la intemp. Temp. im Freien. | Velocidad del viento Windgeschwindigkeit | | | | | | | | Nubes (clase y dirección) Wolken (Art und Richtung | | | Agua caída Niederschlag | | | Evaporación Verdunstung | | | |
|---|---|---|---|---|---|---|---|---|---|---|---|---|---|---|---|---|---|---|
| | m/minuto | | | km | | | | | | | | mm | | | mm | | | |
| Max. Min. | 7a | 2p | 9p | 9p-7a | 7a-2p | 2p-9p | 7a-7a | k/1h | 7a | 2p | 9p | 7a | 2p | 9p | 7a | 2p | 9p | 7a-7a |
| | | | | | | | | | cu | str | a-cu | — | — | — | | | | |
| | | | | | | | | | cu-ni, str | str | fr-ni | — | — | — | | | | |
| | | | | | | | | | cu | fr-str | fr-ni | — | — | — | | | | |
| | | | | | | | | | str | cu | fr-ni | — | — | — | | | | |
| | | | | | | | | | cu | fr-str | cu-ni | — | — | — | | | | |
| | | | | | | | | | str | str | fr-cu | — | — | — | | | | |
| | | | | | | | | | fr-cu | fr-str | cu-ni | — | — | — | | | | |
| | | | | | | | | | cu | str | fr-ni | — | — | — | | | | |
| | | | | | | | | | fr-cu | cu | str | — | — | — | | | | |
| | | | | | | | | | str | cu-ni, str | | — | — | — | | | | |
| | | | | | | | | | cu-ni | fr-str | cu | — | — | — | | | | |
| | | | | | | | | | fr-str | fr-cu | cu-ni | — | — | — | | | | |
| | | | | | | | | | cu | a-cu | cu | — | — | — | | | | |
| | | | | | | | | | str | fr-ni, a-str | | — | — | — | | | | |
| | | | | | | | | | cu-ni | str | cu | — | — | — | | | | |
| | | | | | | | | | fr-str | cu-ni, fr-ni | | — | — | — | | | | |
| | | | | | | | | | cu | cu-ni | a-str | — | — | — | | | | |
| | | | | | | | | | | cu, a-cu | a-cu | — | — | — | | | | |
| | | | | | | | | | fr-ni | fr-cu | cu-ni | — | — | — | | | | |
| | | | | | | | | | cu-ni | fr-ni | cu | — | — | — | | | | |
| | | | | | | | | | cu | fr-cu | fr-ni | — | — | — | | | | |
| | | | | | | | | | str | cu | fr-str | — | — | — | | | | |
| | | | | | | | | | cu-ni | str | cu-ni | — | — | — | | | | |
| | | | | | | | | | cu | cu | fr-ni | — | — | — | | | | |
| | | | | | | | | | cu | fr-str | fr-ni | — | — | — | | | | |
| | | | | | | | | | str | fr-ni | fr-ni | — | — | — | | | | |
| | | | | | | | | | cu-ni | cu | str | — | — | — | | | | |
| | | | | | | | | | fr-str | cu-ni | fr-ni | — | — | — | | | | |
| | | | | | | | | | cu | str | cu | — | — | — | | | | |
| | | | | | | | | | cu | cu-ni | str | — | — | — | | | | |
| | | | | | | | | | cu | | fr-cu | — | — | — | | | | |
| | | | | | | | | | | | | — | — | — | | | | |

**ALDERA** (H = 30 m) **ENERO 1912** φ = 27° 03′ S λ = 70° 53′ W $h_a$ = 28 m

| | | | | | | | | | | | | | | | | | | |
|---|---|---|---|---|---|---|---|---|---|---|---|---|---|---|---|---|---|---|
| | | | | | | | | | | | | — | — | — | | | | |
| | | | | | | | | | | | | — | — | — | | | | |
| | | | | | | | | | | | | — | — | — | | | | |

## ISLA DE PASCUA (H=30 m) — ENERO 1912 — φ=27° 10′ S — λ=109° 26′ W — $C_g$ =—1

| Día Tag | Barómetro Barometer 700 mm + 7a | 2p | 9p | Temperatura del aire Lufttemperatur °C 7a | 2p | 9p | Max. | Min. | Humedad absoluta Absolute Feuchtigkeit mm 7a | 2p | 9p | Humedad relativa Relative Feuchtigkeit % 7a | 2p | 9p | Dirección y fuerza del viento Richtung und Stärke des Windes 0—12 B 7a | | 2p | | 9p | | Nebulosidad Bewölkung 0—10 7a | 2p | 9p | Agua caída Niederschlag mm 7a-7a | Notas Bemerkungen |
|---|---|---|---|---|---|---|---|---|---|---|---|---|---|---|---|---|---|---|---|---|---|---|---|---|---|
| 1 | 62.4 | 61.6 | 62.1 | 21.6 | 25.1 | 21.4 | 26.2 | 19.1 | 15.4 | 13.3 | 14.9 | 80 | 56 | 78 | SE | 5 | E | 6 | NE | 5 | 9 | 1 | 9 | 7.1 | ●¹ ch am; ||| º (varias- mañ; |
| 2 | 62.0 | 61.4 | 61.9 | 22.3 | 25.5 | 20.6 | 26.4 | 18.5 | 14.7 | 15.5 | 14.4 | 74 | 63 | 80 | E | 3 | SE | 3 | SE | 5 | 8 | 8 | 4 | 0.0 | ||| º y ●¹ ch mañ, ●¹ ch 2p |
| 3 | 61.4 | 60.7 | 61.7 | 22.0 | 24.2 | 20.6 | 25.6 | 19.5 | 14.3 | 15.0 | 14.1 | 73 | 67 | 78 | ESE | 5 | ESE | 5 | E | 2 | 6 | 8 | 5 | 6.9 | ⊿º 9p; ∞¹ 7a [2p20-p; ∞¹ |
| 4 | 61.1 | 61.1 | 62.1 | 21.6 | 25.0 | 21.2 | 26.0 | 18.4 | 15.4 | 15.7 | 15.3 | 80 | 67 | 82 | SE | 3 | E | 5 | SE | 3 | 5 | 5 | 4 | 4.9 | ●¹ ch MN, am, 5a51; ∞¹ 7a |
| 5 | 61.8 | 61.9 | 62.3 | 21.2 | 25.8 | 21.0 | 26.4 | 19.0 | 16.2 | 15.8 | 15.1 | 86 | 64 | 81 | SE | 2 | E | 6 | ENE | 3 | 9 | 7 | 5 | 0.0 | ||| º 6a46-6a51; ⊿º 9p; ∞¹ 7a |
| 6 | 62.1 | 61.4 | 61.2 | 22.2 | 25.0 | 20.5 | 25.9 | 19.5 | 13.7 | 14.4 | 13.6 | 69 | 61 | 75 | ENE | 5 | ESE | 4 | ESE | 3 | 3 | 2 | 1 | 1.5 | ●¹ ch MN-1a, ●º ch am; ∞¹ |
| 7 | 60.8 | 60.5 | 61.4 | 22.2 | 27.0 | 20.3 | 27.5 | 17.8 | 14.2 | 14.4 | 15.6 | 71 | 54 | 88 | ESE | 3 | NE | 4 | ENE | 1 | 7 | 8 | 5 | — | ●¹ ch 4p50-5p; ⊿¹ am; ∞¹ 2 |
| 8 | 61.9 | 62.0 | 63.5 | 22.5 | 25.6 | 21.0 | 26.8 | 19.6 | 16.5 | 15.7 | 15.7 | 81 | 65 | 85 | ENE | 3 | N | 7 | NE | 4 | 9 | 6 | 0 | 2.4 | ●¹ ch am, ●º ch 8a12, 10p |
| 9 | 63.9 | 63.5 | **65.1** | 21.2 | 26.6 | 20.4 | 27.5 | 19.8 | 17.0 | 15.7 | 15.4 | 91 | 61 | 86 | N | 1 | N | 5 | ENE | 1 | 9 | 4 | 1 | 0.9 | ●º ch am-6a50, 6p29; ∞² 7a |
| 10 | 64.9 | 64.5 | 64.5 | 23.2 | 25.4 | 19.1 | 26.8 | 19.0 | 15.7 | 16.1 | 14.1 | 74 | 67 | 86 | NE | 2 | NNE | 4 | NE | 2 | 1 | 9 | 1 | 0.0 | ●º ch am; ⊿º 9p; ∞² 7a, 2p |
| 11 | 63.1 | 61.0 | 60.5 | 22.4 | 25.0 | 20.4 | 26.8 | 18.0 | 15.0 | 14.8 | 15.4 | 74 | 63 | 86 | NE | 2 | NNW | 7 | E | 1 | 1 | 9 | 1 | — | ⊿² am; ∞¹ 2p |
| 12 | 59.5 | 59.0 | 59.1 | 22.6 | 25.0 | 21.8 | 27.2 | 20.1 | 15.3 | 17.3 | 15.9 | 75 | 74 | 82 | N | 2 | NNW | 2 | NNW | 2 | 9 | 8 | 4 | — | ● gt 7a35, ●¹ ch 11a51, ●º |
| 13 | 59.3 | 59.9 | 60.9 | 22.7 | 27.0 | 22.0 | **28.4** | 20.0 | 16.7 | 17.8 | 16.7 | 81 | 67 | 85 | NW | 3 | NW | 4 | WNW | 2 | 8 | 9 | 1 | 0.7 | ∞¹ 7a, 2p |
| 14 | 60.8 | 61.5 | 61.8 | 24.1 | 27.4 | 22.1 | 28.2 | 20.7 | 16.0 | 17.0 | 16.5 | 72 | 63 | 84 | NW | 3 | WNW | 3 | WNW | 1 | 9 | 7 | 1 | — | ∞¹ 7a [am; |
| 15 | 62.2 | 61.8 | 62.0 | 22.6 | 25.1 | 21.1 | 26.8 | 19.4 | 17.1 | 16.5 | 15.6 | 84 | 69 | 84 | W | 2 | WNW | 2 | E | 1 | 7 | 9 | 1 | — | ||| º 7a3-10a, 2p10, ●¹ 4p40 |
| 16 | 62.7 | 62.2 | 62.6 | 22.8 | 24.0 | 20.4 | 24.4 | 18.9 | 16.2 | 16.4 | 15.4 | 78 | 74 | 86 | C | 0 | C | 0 | E | 1 | 2 | 9 | 4 | 0.1 | ||| ¹ mañ 10a40, p-5p; ⊿¹ a |
| 17 | 61.9 | 62.4 | 62.3 | 22.6 | 22.7 | 20.1 | 25.8 | 18.8 | 17.2 | 17.5 | 15.5 | 84 | 85 | 89 | C | 0 | N | 3 | SE | 1 | 4 | 9 | 1 | 0.8 | ||| ¹ 9a50-mañ, p-4p; ⊿² a |
| 18 | 61.7 | 61.2 | 61.2 | 22.4 | 27.0 | 20.4 | 27.5 | 18.6 | 16.2 | 17.2 | 16.9 | 80 | 65 | **95** | C | 0 | WNW | 3 | N | 1 | 3 | 7 | 9 | 3.7 | ●¹ ch am, 10a-11a, ●º ch 4p |
| 19 | 60.6 | 60.0 | 60.4 | 21.8 | 25.8 | 20.3 | 26.6 | 20.0 | 17.1 | 16.1 | 16.8 | 88 | 65 | **95** | C | 0 | ENE | 5 | C | 0 | 9 | 9 | 5 | 1.4 | ● ch y ● gt am, 2 ● ch ma |
| 20 | 59.4 | 59.0 | 59.5 | 22.3 | 25.5 | 19.2 | 26.9 | 19.0 | 13.1 | **12.7** | 13.5 | 65 | **52** | 81 | SE | 2 | WNW | 1 | SSE | 1 | 1 | 4 | 1 | 7.4 | ● ch am; ⊿¹ 9p [p; ⊿ |
| 21 | 58.5 | 58.0 | 57.9 | 21.5 | 25.8 | 21.1 | 26.4 | 17.4 | 13.5 | 13.1 | 13.8 | 71 | 53 | 74 | SE | 2 | SSW | 3 | SSE | 2 | 6 | 4 | 1 | — | ⊿² am-7a, ⊿¹ 9p |
| 22 | 57.4 | 57.1 | 57.9 | 22.0 | 24.4 | 21.5 | 26.8 | **16.8** | 13.2 | 14.6 | 15.1 | 67 | 64 | 79 | S | 1 | SW | 1 | SW | 1 | 1 | 4 | 4 | — | ⊿¹ 7a, 9p |
| 23 | 57.4 | **57.0** | 58.0 | 23.3 | 21.7 | 21.0 | 27.3 | 17.4 | 15.6 | 16.1 | 16.0 | 73 | 83 | 86 | SE | 2 | N | 3 | ESE | 2 | 7 | 9 | 6 | — | ||| y ●¹ a interv, 1p55-3p55; |
| 24 | 59.0 | 58.9 | 59.8 | 19.2 | 23.7 | 20.3 | 26.8 | 18.8 | 15.5 | 16.4 | 15.6 | 94 | 75 | 88 | SE | 1 | W | 2 | E | 2 | 9 | 9 | 1 | 10.0 | ● ch am, ||| mañ, ● ch y ● |
| 25 | 61.1 | 61.1 | 62.6 | 20.5 | 24.3 | 20.6 | 27.0 | 19.1 | 16.1 | 17.8 | 15.9 | 90 | 79 | 88 | E | 1 | W | 1 | ENE | 1 | 3 | 8 | 1 | **14.0** | ●º ch am, mañ; ⊿² am, 9p |
| 26 | 63.5 | 63.4 | 64.5 | 22.7 | 27.2 | 21.6 | 28.1 | 19.6 | 17.7 | 17.1 | 17.2 | 86 | 64 | 90 | NE | 1 | E | 4 | NE | 1 | 2 | 3 | 3 | 0.2 | ⊿² am, 9p |
| 27 | 64.9 | 63.9 | 64.5 | 23.1 | 27.8 | 23.1 | 28.1 | 20.5 | 17.3 | 16.9 | 17.0 | 82 | 61 | 80 | ESE | 2 | E | 4 | E | 3 | 5 | 7 | 5 | 0.2 | ●º ch am, ● gt 6p40; ⊿º 9 |
| 28 | 64.5 | 63.4 | 64.3 | 24.1 | 26.4 | 22.3 | 27.0 | 21.8 | 14.7 | 15.6 | 15.3 | 66 | 61 | 77 | SE | 3 | ESE | 5 | E | 1 | 1 | 3 | 1 | 0.0 | ⊿º am; ∞¹ 2p |
| 29 | 64.1 | 63.5 | 64.6 | 23.7 | 27.9 | 22.8 | 28.0 | 18.5 | 15.7 | **18.1** | 16.6 | 72 | 65 | 81 | E | 2 | SE | 3 | E | 2 | 7 | 5 | 4 | — | ● gt 7a20, ||| º (varias) 7a20 |
| 30 | 63.4 | 62.6 | 64.0 | 24.1 | 27.6 | 23.2 | 28.0 | 21.5 | 16.3 | 17.5 | 16.4 | 73 | 64 | 78 | S | 4 | SE | 6 | E | 4 | 1 | 3 | 6 | 1.0 | ●º ch am, ●º ch (corto) 2p |
| 31 | 62.9 | 62.6 | 62.8 | 24.0 | 26.0 | 22.8 | 27.5 | 20.4 | 16.8 | 16.2 | 15.9 | 76 | 65 | 77 | SE | 4 | E | 5 | ENE | 5 | 7 | 8 | 4 | 1.1 | ●º ch am, 11a30; ⊿º 9p; ∞¹ |
| Pro. Mit. | 61.6 | 61.2 | 61.8 | 22.4 | 25.6 | 21.1 | 26.9 | 19.2 | 15.7 | 15.9 | 15.5 | 78 | 66 | 83 | | 2.2 | | 3.8 | | 2.1 | 5.4 | 6.5 | 3.2 | 64.3 | |

## COPIAPÓ (H=370 m) — ENERO 1912 — φ=27° 22′ S — λ=70° 21′ W — $C_g$ =—1

| | | | | | | | | | | | | | | | | | | | | | | | | | |
|---|---|---|---|---|---|---|---|---|---|---|---|---|---|---|---|---|---|---|---|---|---|---|---|---|---|
| 1 | 25.1 | 22.7 | 23.6 | 15.2 | 29.8 | 17.2 | | 11.2 | 9.3 | 11.5 | 87 | 30 | 79 | NW | 2 | NW | 1 | NW | 1 | 5 | 0 | 0 | — | |
| 2 | 25.6 | 22.5 | 23.7 | 16.0 | 27.8 | 18.0 | | 11.0 | 10.5 | 10.7 | 81 | 38 | 70 | C | 0 | NW | 2 | NW | 2 | 10 | 0 | 0 | — | |
| 3 | 25.8 | 23.3 | 24.9 | 18.4 | 30.8 | 17.7 | | 11.2 | 10.3 | 10.3 | 72 | 32 | 69 | SE | 1 | NW | 3 | NW | 2 | 6 | 0 | 0 | — | |
| 4 | 25.5 | 23.3 | 24.8 | 17.4 | 30.8 | 17.7 | | 10.7 | 9.6 | 11.3 | 73 | 30 | 76 | NW | 2 | NW | 2 | NW | 3 | 0 | 2 | 8 | — | |
| 5 | 25.6 | 23.3 | 24.2 | 18.8 | 31.8 | 17.6 | | 11.8 | 10.0 | 10.5 | 74 | **29** | 71 | C | 0 | NW | 3 | NW | 2 | 0 | 0 | 0 | — | |
| 6 | 24.3 | 21.4 | 21.9 | 16.0 | 30.6 | 17.4 | | 10.7 | 9.4 | 10.7 | 79 | **29** | 73 | W | 1 | NW | 2 | NW | 1 | 0 | 0 | 0 | — | |
| 7 | *25.6* | *23.4* | *23.6* | *16.8* | *27.6* | *18.5* | | *9.1* | **7.9** | *10.4* | 64 | **29** | *65* | | | | | | | | | | — | |
| 8 | 27.0 | 22.8 | 25.3 | 17.4 | 30.0 | 16.6 | | 11.0 | 10.5 | 10.9 | 75 | 33 | 78 | SE | 1 | NW | 2 | NW | 2 | 3 | 2 | 0 | — | |
| 9 | 27.0 | 23.6 | 25.3 | 16.2 | 27.0 | 16.5 | | 11.1 | 10.6 | 10.4 | 81 | 41 | 75 | NW | 1 | NW | 3 | NW | 2 | 10 | 0 | 0 | — | |
| 10 | 28.1 | 24.4 | 25.0 | 15.4 | 27.5 | 16.5 | | 11.0 | 9.7 | 10.9 | 85 | 36 | 79 | C | 0 | NW | 3 | NW | 1 | 10 | 0 | 0 | — | |
| 11 | 28.3 | 24.7 | 25.0 | 15.4 | 27.8 | 16.7 | | 10.3 | 9.6 | 10.8 | 79 | 35 | 77 | C | 0 | NW | 3 | C | 0 | 10 | 0 | 0 | — | |
| 12 | 28.5 | *27.1* | *24.7* | 16.5 | *29.8* | *17.6* | | 10.4 | *11.2* | **12.7** | 75 | *36* | *85* | NW | 2 | | | | | 0 | | | — | |
| 13 | *27.1* | 26.0 | 26.9 | *15.1* | 27.4 | 16.6 | | *11.1* | 11.1 | 10.6 | *87* | 41 | 76 | | | NW | 3 | NW | 2 | | 0 | 0 | — | |
| 14 | 27.8 | 24.3 | 26.3 | 15.6 | 27.2 | 17.6 | | 11.5 | 11.2 | 11.4 | 87 | 42 | 77 | C | 0 | NW | 2 | C | 0 | 10 | 0 | 0 | — | |
| 15 | 27.2 | 23.8 | 26.1 | 17.8 | 28.2 | 17.8 | | 10.7 | 10.6 | 8.9 | 71 | 37 | 60 | W | 1 | NW | 2 | NW | 2 | 10 | 0 | 0 | — | |
| 16 | 26.9 | 24.6 | 26.0 | 16.2 | 28.2 | 17.4 | | 10.3 | 9.6 | 10.1 | 76 | 34 | 69 | NW | 1 | NW | 2 | NW | 1 | 4 | 0 | 0 | — | |
| 17 | 27.2 | 24.2 | 25.1 | 15.8 | 28.4 | 17.2 | | 10.3 | 9.8 | 10.5 | 78 | 34 | 73 | C | 0 | NW | 1 | NW | 1 | 10 | 0 | 0 | — | |
| 18 | 26.7 | 23.2 | 25.5 | 17.2 | 29.4 | 18.4 | | 11.1 | 10.8 | 12.1 | 77 | 36 | 78 | C | 0 | NW | 2 | NW | 1 | 8 | 0 | 0 | — | |
| 19 | 27.1 | 22.9 | 24.9 | 17.5 | 28.4 | 17.8 | | 11.8 | 12.1 | 11.6 | 80 | 42 | 77 | C | 0 | NW | 3 | NW | 1 | 10 | 0 | 0 | — | |
| 20 | 25.5 | 22.3 | 23.5 | 16.2 | 29.6 | 17.5 | | 12.0 | 11.7 | 11.6 | 87 | 38 | 79 | C | 0 | NW | 3 | NW | 1 | 8 | 0 | 0 | — | |
| 21 | 25.1 | **20.7** | 24.0 | 16.2 | *29.1* | 18.6 | | 12.2 | 9.5 | 11.3 | **89** | *32* | 72 | C | 0 | | | W | 2 | 10 | 0 | 0 | — | |
| 22 | 26.9 | 24.3 | 25.8 | 17.2 | 28.4 | 18.2 | | 11.4 | *11.1* | 11.3 | 79 | 39 | 74 | C | 0 | NW | 3 | NW | 2 | 10 | 2 | 0 | — | |
| 23 | 25.8 | 22.2 | 25.3 | 18.9 | 27.8 | 17.6 | | 11.8 | 10.9 | 11.7 | 74 | 39 | 79 | C | 0 | NW | 2 | NW | 1 | 10 | 3 | 0 | — | |
| 24 | 26.8 | 24.1 | 25.6 | 17.2 | 28.3 | 18.0 | | 11.8 | 10.5 | 11.2 | 82 | 37 | 74 | SE | 1 | NW | 3 | NW | 1 | 10 | 0 | 0 | — | |
| 25 | 26.1 | 23.7 | 25.9 | 16.8 | 28.8 | 18.2 | | 11.6 | 10.5 | 11.6 | 81 | 36 | 76 | SE | 1 | NW | 3 | NW | 1 | 10 | 0 | 0 | — | |
| 26 | 26.5 | 23.4 | 24.1 | 16.9 | 28.4 | 18.0 | | 11.5 | 11.6 | 11.7 | 83 | 41 | 77 | C | 0 | NW | 3 | NW | 1 | 10 | 0 | 0 | — | |
| 27 | 26.6 | 22.9 | 25.6 | 17.5 | 26.6 | 17.4 | | 12.0 | 12.3 | 11.6 | 82 | 48 | 79 | C | 0 | NW | 3 | NW | 1 | 10 | 0 | 4 | — | |
| 28 | 26.2 | 23.8 | 25.8 | 16.2 | 25.2 | 16.2 | | 12.2 | 11.4 | 11.7 | **89** | 49 | 85 | C | 0 | NW | 2 | NW | 2 | 10 | 0 | 0 | — | |
| 29 | 28.1 | 25.5 | 27.1 | 16.0 | 27.2 | 17.9 | | 11.4 | 10.2 | 10.1 | 84 | 38 | 67 | C | 0 | NW | 2 | NW | 1 | 10 | 0 | 0 | — | |
| 30 | 28.2 | 25.3 | 26.9 | 16.0 | 28.6 | 18.0 | | 10.4 | 10.0 | 10.0 | 78 | 34 | 66 | C | 0 | NW | 3 | W | 1 | 0 | 0 | 0 | — | |
| 31 | **30.1** | 27.6 | 28.9 | 16.8 | 29.4 | 18.3 | | 10.5 | 9.8 | 11.0 | 75 | 32 | 71 | C | 0 | NW | 1 | C | 0 | 4 | 4 | 2 | — | |
| Pro. Mit. | 26.7 | 23.8 | 25.2 | 16.7 | 28.6 | 17.6 | | 11.1 | 10.4 | 11.0 | 79 | 36 | 74 | | 0.4 | | 2.0 | | 1.0 | 7.2 | 0.4 | 0.5 | — | |

Barometro reducido a 0°C y a gravedad normal

Barometer reduciert auf 0°C und Normal-

1 ●¹ ch 3p40, ●º ch p; ⊿º 9p; ∞¹ 7a, 2p. 2 ∞¹ 7a, 2p; ⌒¹ 6p. 3 9p; ∞² 2p. 4 ⊿º am, mañ; ⊿¹ 9p; ∞¹ 7a. 5 ⊿¹ 9p; ∞¹ 7a, 2p. 6 ●º ch 5p-30; ⊿º am, mañ. ∞¹ 7a. 7 ||| p; ∞¹ 2p.

## LA DE PASCUA (H=30 m) — ENERO 1912 — φ = 27° 10′ S — λ = 109° 26′ W — $h_a$ = 2.8 m

| Temp. a la Intemp. Temp. im Freien. | | Velocidad del viento Windgeschwindigkeit | | | | | | | Nubes (clase y dirección)* Wolken (Art und Richtung) | | | Agua caída Niederschlag | | | Evaporación Verdunstung | | | |
|---|---|---|---|---|---|---|---|---|---|---|---|---|---|---|---|---|---|---|
| | | m minuto | | km | | | | | | | | mm | | | mm | | | |
| Max. | Min. | 7a | 2p | 9p | 9p-7a | 7a-2p | 2p-9p | 7a-7a | k/1h | 7a | 2p | 9p | 7a | 2p | 9p | 7a | 2p | 9p | 7a-7a |
| 29.4 | 12.3 | 162 | 198 | 162 | 93.7 | 70.2 | 70.0 | **233.3** | **9.7** | cu-ni, ni, str, str-cu, a- (1) | fr-cu ESE | [SE, ci SE | cu, cu-ni, ni, str-cu, a-(11) | 2.2 | 0.0 | — | 0.7 | 1.0 | 1.4 | 2.4 |
| 27.0 | 11.3 | 121 | 127 | 162 | 77.9 | 65.4 | 66.5 | 218.1 | 9.1 | cu-ni ESE, ni, str-cu, a-cu | cu-ni SE, ni, | str-cu, a-cu | cu, fr-cu, cu-ni SE, ni SE | — | 0.1 | 6.8 | 1.0 | 1.2 | 0.8 | 3.4 |
| 27.1 | 12.5 | 164 | 173 | 90 | 88.9 | 67.0 | 63.6 | 220.8 | 9.2 | cu-ni SE, ni | [ci-cu ESE | cu-ni SE, ni, | a-cu SE, ci- | cu, fr-cu, cu-ni ESE, ni | | — | — | — | 1.3 | 1.5 | 1.3 | 3.3 |
| 28.2 | 11.5 | 108 | 163 | 116 | 60.6 | 62.2 | 60.0 | 191.2 | 8.0 | cu-ni, ni, str-cu, ci lij. | ESE | cu-ni ESE | [cu SE | cu, fr-cu, cu-ni SE, ni | 4.9 | — | — | 0.5 | 1.2 | 1.0 | 3.3 |
| 27.8 | 11.5 | 97 | 173 | 116 | 45.2 | 59.1 | 52.5 | 167.4 | 7.0 | cu-ni, ni, str-cu, a-cu, | (2) cu-ca, | cu-ni, ci-cu SE | cu, fr-cu, cu-ni, a-cu E, ci | | 0.0 | — | — | 0.5 | 1.1 | 1.1 | 2.7 |
| 28.8 | 12.3 | 155 | 151 | 108 | 67.3 | 73.0 | 67.1 | 178.9 | 7.5 | cu-ni E, ni | [ci-cu ESE | cu-ni, ci, | ci-str lij E | fr-cu ESE | [E | 1.5 | — | — | 0.7 | 1.7 | 1.5 | 2.9 |
| 28.8 | 10.6 | 108 | 132 | 42 | 40.3 | 61.7 | 45.2 | 180.4 | 7.5 | cu-ni ESE, a-cu, ci, ci-str. | cu-ni, ni, | str-cu, str, a- | (6) fr-cu, cu-ni, str, ci-str | ENE | — | — | 1.6 | 0.6 | 1.6 | 1.0 | 3.8 |
| 27.6 | 11.6 | 104 | **222** | 143 | 28.5 | 64.1 | 56.5 | 135.4 | 5.6 | cu-ni, ni, str, fr-str, ci, | (3 cu-ni, ci, | ci-str NNE | | | 0.8 | 0.0 | 0.2 | 0.3 | 1.5 | 1.8 | 2.7 |
| 26.9 | 12.7 | 52 | 162 | 46 | 34.0 | 66.8 | 46.5 | 154.6 | 6.4 | cu-ni, ni, str, str-cu, fr-str, | cu-ni N, ni | | cu, fr-cu NE | | 0.7 | 0.0 | — | 0.4 | 1.8 | 1.4 | **3.9** |
| 26.6 | 11.1 | 78 | 143 | 78 | 27.4 | 47.9 | 30.2 | 140.7 | 5.9 | cu-ni NE | [a-cu N | cu-ni, ni, ci, | ci-str NE | cu, fr-cu NE | | — | — | — | 0.6 | 1.5 | 1.2 | 3.8 |
| 26.7 | 10.4 | 75 | 212 | 52 | 23.3 | 36.8 | 64.1 | 101.4 | 4.2 | fr-cu NE | [ci-cu N | cu-ni, ni, str, | str-cu, a-cu N | cu, fr-cu NE | | — | — | — | 0.3 | 0.8 | 1.7 | 3.0 |
| 27.0 | 12.6 | 75 | 78 | 75 | 42.7 | 85.3 | 46.0 | 143.6 | 6.0 | cu-ni, str-cu, str, a-cu N | cu-ni, str-cu, | a-cu NW | cu, fr-cu, cu-ni NW | | — | 0.6 | 0.1 | 0.9 | 1.3 | 1.0 | 2.4 |
| 28.8 | 12.2 | 108 | 138 | 90 | 65.2 | 67.5 | 58.0 | 196.5 | 8.2 | cu-ni, str-cu, a-cu NNW, | (4) cu ni, ni, | a-cu NW, ci | (7) cu, fr-cu NW | | — | — | — | 0.8 | 1.5 | 1.1 | 3.1 |
| 28.2 | 13.5 | 116 | 121 | 59 | 49.9 | 53.0 | 45.4 | 175.4 | 7.3 | cu-ni NW, str-cu, a-cu, | (5) cu-ni, | a-cu NW, ci, ci- | (8) cu, cu-ni W | | — | — | — | 0.5 | 1.4 | 0.9 | 3.1 |
| 28.4 | 12.2 | 84 | 84 | 7 | 13.4 | 42.4 | 33.0 | 111.8 | 4.7 | cu-ni, ni, a-cu W, ci W | cu-ni NW, ni, | str-cu, str | cu, fr-cu, cu-ni E, ci lij. E | | — | 0.0 | 0.1 | 0.3 | 0.7 | 0.5 | 2.6 |
| 27.7 | 11.4 | 0 | 0 | 10 | 3.0 | 21.7 | 4.0 | 78.4 | 3.3 | cu-ni E, ci E | cu-ni W, ni, | str-cu, str | cu, fr-cu, cu-ni E | | — | 0.7 | 0.1 | 0.2 | 0.6 | 0.4 | 1.4 |
| 30.4 | 11.4 | 0 | 108 | 13 | 9.6 | 23.0 | 19.2 | **35.3** | **1.5** | cu-ni, str-cu, ci, ci-str | ENE | cu-ni N, str, str-cu | cu, fr-cu, ci-str SE | | — | 3.6 | 0.0 | 0.4 | 0.2 | 0.8 | 1.4 |
| 28.8 | 10.9 | 0 | 111 | 54 | 4.2 | 38.6 | 25.9 | 46.4 | 1.9 | cu-ni, str-cu, ci, ci-cu | NE | cu-ni, str-cu, str, a-cu | (9) cu, fr-cu, cu-ni N, ni, str | | 0.1 | 0.5 | 0.6 | 0.2 | 0.7 | 0.3 | **1.2** |
| 30.1 | 12.5 | 0 | 164 | 0 | 8.3 | 40.3 | 36.4 | 72.8 | 3.0 | cu-ni, ni, str-cu, a-cu | SSW, | cu-ni, ni, str-cu, a-cu | E, cu, fr-cu, cu-ni E, ni | | 0.3 | — | 2.7 | 0.4 | 0.8 | 0.4 | 1.4 |
| 27.6 | 11.0 | 90 | 26 | 13 | 53.2 | 40.8 | 26.4 | 129.9 | 5.4 | ci, ci-str SE | [ci-str SSW | cu-ni W | [ci-str E | fr-cu S | | 4.7 | — | — | 0.8 | 1.3 | 1.1 | 2.0 |
| 29.6 | 10.0 | 84 | 111 | 90 | 3.1 | 48.5 | 42.6 | 70.3 | 2.9 | cu-ni, ni, a-cu SE, ci-cu | SE | cu-ni, str-cu, ci S | | cu, fr-cu SSE | | — | — | — | 0.4 | 1.4 | 1.2 | 2.8 |
| 29.1 | **9.5** | 52 | 112 | 13 | 8.9 | 46.0 | 37.9 | 100.0 | 4.2 | fr-cu S | [ci-cu SE | cu-ni SSW, ni | [str, a-cu SE | cu, fr-cu, cu-ni SW, ni | [cu | — | — | — | 0.6 | 1.1 | 1.0 | 3.2 |
| 27.6 | 10.7 | 97 | 127 | 90 | 2.8 | 48.3 | 13.5 | 86.7 | 3.6 | cu-ni, ni, str-cu, a-cu | SE, | cu-ni SE, ni, | str-cu, str, fr- | cu, fr-cu, cu-ni E, ni, str- | | — | 0.0 | 3.7 | 0.3 | 1.2 | 0.5 | 2.4 |
| 29.3 | 11.9 | 7 | 90 | 84 | 13.0 | 29.9 | 29.0 | 74.8 | 3.1 | cu-ni E, ni, str-cu, str | | cu-ni, ni, str, | str-cu, fr-(10) | cu, fr-cu hor, str-cu hor | | 6.3 | 0.0 | 13.9 | 0.2 | 0.7 | 0.3 | 1.9 |
| 28.8 | 11.3 | 16 | 16 | 22 | 2.8 | 18.8 | 28.2 | 61.7 | 2.6 | cu-ni E, ni, ci | | cu-ni NW, ni, | str-cu | cu, fr-cu hor, ci-str hor | | 0.1 | 0.2 | — | 0.2 | 0.5 | 0.8 | **1.2** |
| 27.5 | 11.9 | 7 | 143 | 26 | 18.3 | 51.9 | 42.8 | 65.3 | 2.7 | ci, ci-cu NE | [ESE | cu-ni ESE, ni | | cu, fr-cu, cu-ni NE | | — | — | — | 0.3 | 1.3 | 1.1 | 1.6 |
| 29.7 | 12.3 | 90 | 147 | 108 | 22.0 | 70.1 | 62.7 | 116.7 | 4.9 | cu-ni, ni, str-cu, ci, ci-cu | | cu-ni ESE, str-cu | | cu, fr-cu, cu-ni E, ni | | 0.2 | — | 0.0 | 0.2 | 1.5 | 1.1 | 2.6 |
| 30.2 | 14.3 | 121 | 162 | 26 | 72.7 | 70.5 | 58.6 | 205.5 | 8.6 | cu-ni SE, | | cu-ni E, str-cu | | cu, fr-cu casi hor E | | — | — | — | 1.1 | 1.6 | 1.4 | 3.7 |
| 28.1 | 10.5 | 78 | 108 | 71 | 38.6 | 83.5 | 43.3 | 167.7 | 7.0 | cu-ni E, ni | | cu-ni ESE, ni | | cu, fr-cu, cu-ni E | | — | 0.4 | 0.0 | 0.6 | 1.4 | 1.0 | 3.6 |
| 29.4 | 13.1 | 143 | 198 | 132 | 61.9 | 68.7 | 65.3 | 188.7 | 7.9 | fr-cu SSE | | cu-ni, ci, ci-cu SE | | cu, fr-cu, cu-ni E, ni | | 0.6 | — | 0.7 | 0.6 | 1.5 | 1.1 | 3.0 |
| 30.0 | 12.9 | 151 | 164 | 162 | 89.4 | 75.4 | 75.3 | 223.4 | 9.3 | cu-ni, ni, ci, ci-cu SE | | cu-ni E, ni, str-cu, ci E | | cu, fr-cu, cu-ni ENE, a-cu [ENE, ci-str | | 0.4 | 0.0 | — | 1.0 | 1.7 | 1.5 | 3.6 |
| 29.2 | 11.7 | 82 | 131 | 73 | 37.7 | 54.8 | 45.7 | 137.8 | 5.7 | | | | | | | 22.8 | 6.1 | 30.5 | 16.9 | 37.3 | 31.7 | 83.4 |

## PIAPÓ (H=370 m) — ENERO 1912 — φ = 27° 22′ S — λ = 70° 21′ W — $h_a$ = 11.7 m

| | | | | | | | | | | | |
|---|---|---|---|---|---|---|---|---|---|---|---|
| 80 | 50 | 40 | | 43.4 | 44.8 | | | str SE | | | — — — |
| 0 | 80 | 80 | 5.2 | 21.6 | 39.4 | 93.4 | 3.9 | str | | | — — — |
| 40 | 130 | 80 | 21.6 | 33.5 | 37.9 | 82.6 | 3.4 | str | | | — — — |
| 90 | 80 | **180** | 5.0 | 51.2 | 44.3 | 76.4 | 3.2 | | ni | str SE | — — — |
| 0 | 160 | 70 | 11.2 | 93.6 | 46.7 | 106.7 | 4.4 | | | | — — — |
| 50 | 110 | 50 | 5.5 | 51.0 | 52.4 | **145.8** | **6.1** | | | | — — — |
| | | | | | | | | | | | — — — |
| 30 | 75 | 70 | | 24.4 | 45.0 | | | str | ni SE | | — — — |
| 30 | 120 | 70 | 12.5 | 34.2 | 77.8 | 81.9 | 3.4 | str | | | — — — |
| 0 | 150 | 25 | 14.0 | 30.1 | 41.1 | 126.0 | 5.2 | str | | | — — — |
| 0 | 140 | 0 | 4.0 | 24.0 | 36.5 | 75.2 | 3.1 | str | | | — — — |
| 80 | | | 3.4 | | | 63.9 | 2.7 | | | | — — — |
| | 130 | 70 | | | 38.3 | | | | | | — — — |
| 0 | 85 | 0 | 4.3 | 23.9 | 35.4 | | | str | | | — — — |
| 30 | 75 | 70 | 2.1 | 21.9 | 35.1 | 61.4 | 2.6 | str | | | — — — |
| 25 | 120 | 30 | 2.5 | 27.4 | 35.5 | 59.5 | 2.4 | ni | | | — — — |
| 0 | 35 | 30 | 2.2 | 13.2 | 35.6 | 65.1 | 2.7 | str | | | — — — |
| 0 | 85 | 80 | 4.0 | 19.4 | 38.6 | 52.8 | 2.2 | str | | | — — — |
| 0 | 125 | 60 | 2.6 | 22.7 | 31.3 | 60.6 | 2.5 | str | | | — — — |
| 0 | 125 | 50 | 2.3 | 32.3 | 32.4 | 56.3 | 2.3 | str | | | — — — |
| 0 | | 80 | 3.7 | | | 68.4 | 2.8 | str | | | — — — |
| 0 | 135 | 90 | 1.5 | 29.7 | 32.2 | | | str | ci | | — — — |
| 0 | 105 | 40 | 5.5 | 30.8 | 32.4 | 67.4 | 2.8 | str | ni S | | — — — |
| 40 | 165 | 60 | 3.0 | 30.6 | 24.4 | 66.2 | 2.8 | str | | | — — — |
| 25 | 140 | 50 | 3.0 | 33.6 | 28.4 | 58.0 | 2.4 | str | | | — — — |
| 0 | 125 | 40 | 3.7 | 25.3 | 33.9 | 65.7 | 2.7 | str | | | — — — |
| 0 | 140 | 40 | 2.0 | 32.5 | 24.4 | 61.2 | 2.6 | str | | ni SE | — — — |
| 0 | 85 | 70 | 2.8 | 21.3 | 26.1 | 59.7 | 2.5 | str | | | — — — |
| 0 | 150 | 35 | 1.7 | 8.5 | 27.4 | 49.1 | 2.0 | str | | | — — — |
| 0 | 75 | 45 | 2.6 | 27.1 | 25.3 | **38.5** | **1.6** | | | | — — — |
| 0 | 60 | 0 | 3.1 | 19.7 | 22.3 | 55.5 | 2.3 | ci | ci-str SE | str SE | — — — |
| 14 | 109 | 51 | 5.0 | 30.6 | 36.6 | 71.9 | 3.0 | | | | — — — |

* Las observaciones se efectuaron según hora oficial de Chile (75° de long).
Cuando se observó según la hora local.
Todos los días hubo cu y fr-cu a las 7a y 2p.

Alle Beobachtungen nach chilenischer Einheitszeit (75° Länge)
Auf der Osterinsel Beobachtungen nach Ortszeit.

(2) ci, ci-cu SE. (3) ci-str, ci-cu NE. (4) ci, ci-cu, ci-str NNW. (5) NW, ci, ci-cu NW. (6) cu NE, ci, ci-str NE. (7) ci-str, ci-cu NW. (8) str, ci-cu NW. (9) NNW ci, ci-str NNW. (10) str, ci-str NNW. (11) cu NE

**COQUIMBO** (H = 25 m) **ENERO 1912** φ = 29° 56′ S λ = 71° 21′ W $C_g$ = —

| Día / Tag | Barómetro Barometer 700 mm + 7a | 2p | 9p | Temperatura del aire Lufttemperatur C° 7a | 2p | 9p | Max. | Min. | Humedad absoluta Absolute Feuchtigkeit mm 7a | 2p | 9p | Humedad relativa Relative Feuchtigkeit % 7a | 2p | 9p | Dirección y fuerza del viento Richtung und Stärke des Windes 0—12 B 7a | 2p | 9p | Nebulosidad Bewölkung 0—10 7a | 2p | 9p | Agua caída Niederschlag mm 7a - 7a | Notas Bemerkungen |
|---|---|---|---|---|---|---|---|---|---|---|---|---|---|---|---|---|---|---|---|---|---|---|
| 1 | 55.9 | 55.7 | 55.1 | 17.0 | 19.4 | 17.0 | 19.4 | 15.6 | 12.1 | 12.5 | 13.0 | 84 | 74 | 90 | NE 1 | SW 2 | SW 2 | 5 | 1 | 0 | — | |
| 2 | 56.8 | 56.1 | 57.0 | 16.5 | 19.0 | 16.6 | 19.1 | 15.5 | 11.8 | 11.4 | 11.7 | 84 | 70 | 83 | N 1 | SW 2 | SW 2 | 10 | 7 | 10 | — | |
| 3 | 57.9 | 57.6 | 57.0 | 17.0 | 20.0 | 17.5 | 20.0 | 15.2 | 11.2 | 11.4 | 12.0 | 78 | 66 | 81 | SW 1 | SW 2 | SW 2 | 10 | 3 | 0 | — | Se observó pasada |
| 4 | 56.6 | 57.6 | 57.0 | 16.5 | 19.5 | 17.2 | 20.0 | 15.2 | 11.9 | 12.6 | 12.2 | 85 | 75 | 84 | NE 1 | SW 1 | SW 2 | 4 | 0 | 0 | — | |
| 5 | 58.1 | 56.2 | 56.0 | 16.2 | 22.0 | 17.8 | **22.0** | 15.2 | 11.8 | 11.4 | 12.4 | 86 | 58 | 82 | E 1 | SW 2 | SW 2 | 10 | 0 | 0 | — | |
| 6 | 56.1 | 54.8 | **54.7** | 16.8 | 20.0 | 17.3 | 20.4 | 15.1 | 11.6 | 12.4 | 12.3 | 81 | 72 | 84 | SW 1 | SW 2 | SW 1 | 0 | 0 | 0 | — | ∞[1] 1, 2 |
| 7 | 58.7 | 57.8 | 58.1 | 16.0 | 19.0 | 17.0 | 19.9 | 15.2 | 12.4 | 11.7 | 11.3 | 91 | 72 | 79 | N 2 | SW 2 | SW 2 | 10 | 5 | 0 | — | |
| 8 | 58.9 | 56.8 | 61.8 | 17.2 | 19.7 | 17.4 | 19.8 | 15.1 | 12.1 | 12.0 | 11.6 | 83 | 70 | 79 | E 1 | SW 2 | SW 2 | 5 | 3 | 0 | — | ∞[2] 2 |
| 9 | 58.2 | 58.0 | 57.9 | 15.9 | 19.6 | 17.0 | 19.6 | 15.0 | 11.0 | 12.0 | 11.8 | 82 | 71 | 82 | NE 2 | SW 2 | SW 2 | 6 | 4 | 10 | — | ∞[2] 2 |
| 10 | 59.4 | 58.8 | 58.0 | 16.0 | 19.0 | 16.4 | 19.0 | 15.4 | 11.7 | 11.7 | 11.1 | 86 | 72 | 80 | NW 1 | SW 1 | SW 2 | 10 | 9 | 0 | — | ∞[1] 1 |
| 11 | 60.3 | 58.9 | 58.2 | 16.2 | 20.3 | 17.2 | 20.3 | 15.7 | 10.7 | 11.5 | 10.8 | 78 | 65 | 74 | C 0 | C 0 | SW 2 | 10 | 3 | 0 | — | |
| 12 | 59.3 | 60.0 | 59.7 | 17.0 | 19.9 | 16.6 | 19.9 | **14.0** | 10.8 | 12.3 | 12.6 | 75 | 72 | 90 | C 0 | SW 2 | SW 2 | 0 | 0 | 0 | — | |
| 13 | 59.5 | 59.5 | 58.0 | 16.4 | 21.0 | 17.1 | 21.0 | 15.2 | 12.1 | 13.1 | 12.9 | 87 | 71 | 89 | NE 1 | SW 2 | SW 2 | 10 | 4 | 0 | — | |
| 14 | 59.1 | 58.0 | 58.2 | 16.8 | 19.0 | 17.1 | 19.0 | 16.4 | 13.0 | 12.4 | 11.4 | 92 | 76 | 79 | NW 1 | SW 1 | SW 2 | 10 | 10 | 10 | — | |
| 15 | 58.8 | 58.6 | 56.8 | 17.0 | 21.4 | 18.0 | 21.4 | 16.8 | 11.5 | **10.5** | 10.9 | 80 | **56** | 71 | C 0 | C 0 | SW 1 | 10 | 0 | 0 | — | |
| 16 | 58.7 | 57.8 | 57.5 | 17.7 | 21.0 | 17.9 | 21.0 | 15.0 | 14.1 | 12.3 | 12.1 | 94 | 67 | 79 | E 1 | SW 2 | SW 3 | 3 | 0 | 0 | — | |
| 17 | 58.1 | 57.6 | 56.9 | 18.0 | 21.8 | 18.9 | **22.0** | 17.0 | 11.4 | 12.1 | 13.6 | 75 | 63 | 84 | C 0 | SW 1 | SW 2 | 10 | 0 | 0 | — | |
| 18 | 57.3 | 57.4 | 56.9 | 18.0 | 20.5 | 18.0 | 21.0 | 17.0 | 13.1 | 12.9 | 12.3 | 81 | 72 | 80 | C 0 | SW 2 | SW 2 | 10 | 5 | 0 | — | |
| 19 | 58.2 | 57.0 | 56.2 | 17.0 | 20.0 | 18.0 | 21.0 | 16.0 | 11.8 | 11.8 | 13.8 | 82 | 68 | 90 | NE 1 | SW 2 | SW 2 | 10 | 0 | 0 | — | |
| 20 | 56.8 | 55.4 | 54.8 | 17.0 | 21.2 | 17.4 | **22.0** | 15.4 | 12.3 | 13.4 | 13.1 | 86 | 73 | 89 | N 1 | SW 2 | SW 2 | 10 | 0 | 0 | — | |
| 21 | 55.7 | 55.5 | 55.3 | 17.0 | 20.5 | 16.2 | 20.5 | 16.2 | 12.2 | 12.6 | 13.3 | 85 | 70 | **97** | N 1 | SW 2 | SW 2 | 10 | 0 | 0 | — | |
| 22 | 58.5 | 57.7 | 57.2 | 16.6 | 20.0 | 17.0 | 20.0 | 15.6 | 12.6 | 12.6 | 11.8 | 90 | 72 | 82 | N 2 | SW 2 | SW 2 | 10 | 0 | 0 | — | |
| 23 | 57.9 | 56.4 | 57.0 | 17.0 | 19.7 | 17.2 | 20.6 | 16.2 | 11.5 | 11.6 | 11.9 | 80 | 68 | 82 | NE 1 | SW 2 | SW 2 | 10 | 5 | 0 | — | |
| 24 | 58.5 | 57.8 | 57.3 | 17.2 | 20.0 | 17.7 | 20.6 | 16.4 | 12.8 | **15.7** | 13.1 | 88 | 91 | 87 | C 0 | SW 1 | NE 1 | 10 | 0 | 3 | — | |
| 25 | 58.6 | 57.4 | 57.0 | 17.5 | 20.1 | 18.6 | 20.2 | **14.0** | 12.9 | 12.4 | 13.7 | 87 | 71 | 86 | NE 1 | SW 2 | SW 2 | 10 | 0 | 0 | — | |
| 26 | 57.9 | 57.8 | 57.3 | 17.0 | 20.0 | 17.0 | 20.0 | 16.3 | 12.6 | 12.6 | 12.6 | 88 | 72 | 88 | N 2 | NW 1 | NW 2 | 10 | 5 | 0 | — | |
| 27 | 58.4 | 57.5 | 57.2 | 16.0 | 20.0 | 17.2 | 20.9 | 16.0 | 11.0 | 11.1 | 11.2 | 78 | 64 | 77 | NE 1 | SW 1 | SW 2 | 10 | 4 | 0 | — | |
| 28 | 58.8 | 57.7 | 57.5 | 16.2 | 18.7 | 17.0 | 19.1 | 15.5 | 11.8 | 12.5 | 11.6 | 86 | 78 | 81 | N 2 | SW 1 | SW 2 | 10 | 10 | 5 | — | |
| 29 | 59.4 | 59.4 | 59.0 | 17.0 | 21.0 | 17.4 | 21.0 | 16.5 | 11.5 | 12.1 | 13.0 | 80 | 66 | 88 | C 0 | C 0 | SW 2 | 10 | 4 | 0 | — | |
| 30 | 59.3 | 58.7 | 59.3 | 18.6 | 21.2 | 17.9 | 21.2 | 16.0 | 11.1 | 12.0 | 12.7 | 70 | 65 | 83 | C 0 | SW 2 | SW 2 | 0 | 0 | 0 | — | |
| 31 | **61.9** | 61.4 | 61.7 | 17.1 | 21.5 | 18.0 | 21.7 | 16.5 | 12.9 | 13.2 | 13.7 | 89 | 70 | 89 | NE 1 | SW 1 | SW 2 | 4 | 0 | 0 | — | |
| Pro. Mit. | 58.3 | 57.7 | 57.5 | 16.9 | 20.2 | 17.4 | 20.4 | 15.7 | 12.0 | 12.2 | 12.3 | 84 | 70 | 83 | 0.7 | 1.5 | 1.9 | 7.8 | 2.6 | 1.0 | — | |

**OVALLE** (H = 217 m) **ENERO 1912** φ = 30° 36′ S λ = 71° 12′ W $C_g$ = —

| Día / Tag | Barómetro Barometer 700 mm + 7a | 2p | 9p | Temperatura del aire Lufttemperatur C° 7a | 2p | 9p | Max. | Min. | Humedad absoluta Absolute Feuchtigkeit mm 7a | 2p | 9p | Humedad relativa Relative Feuchtigkeit % 7a | 2p | 9p | Dirección y fuerza del viento Richtung und Stärke des Windes 0—12 B 7a | 2p | 9p | Nebulosidad Bewölkung 0—10 7a | 2p | 9p | Agua caída Niederschlag mm 7a - 7a | Notas Bemerkungen |
|---|---|---|---|---|---|---|---|---|---|---|---|---|---|---|---|---|---|---|---|---|---|---|
| 1 | | | | | | | | | | | | | | | | | | | | | | |
| 2 | | | | | | | | | | | | | | | | | | | | | | |
| 3 | | | | | | | | | | | | | | | | | | | | | | |
| 4 | | | | | | | | | | | | | | | | | | | | | | |
| 5 | | | | | | | | | | | | | | | | | | | | | | |
| 6 | | | | | | | | | | | | | | | | | | | | | | |
| 7 | | | | | | | | | | | | | | | | | | | | | | |
| 8 | | | | | | | | | | | | | | | | | | | | | | |
| 9 | | | | | | | | | | | | | | | | | | | | | | |
| 10 | | | | | | | | | | | | | | | | | | | | | | |
| 11 | | | | | | | | | | | | | | | | | | | | | | |
| 12 | | | | | | | | | | | | | | | | | | | | | | |
| 13 | | | | | | | | | | | | | | | | | | | | | | |
| 14 | | | | | | | | | | | | | | | | | | | | | | |
| 15 | | | | | | | | | | | | | | | | | | | | | | |
| 16 | | | | | | | | | | | | | | | | | | | | | | |
| 17 | | | | | | | | | | | | | | | | | | | | | | |
| 18 | | | | | | | | | | | | | | | | | | | | | | |
| 19 | | | | | | | | | | | | | | | | | | | | | | |
| 20 | | | | | | | | | | | | | | | | | | | | | | |
| 21 | | | | | | | | | | | | | | | | | | | | | | |
| 22 | | | | | | | | | | | | | | | | | | | | | | |
| 23 | | | | | | | | | | | | | | | | | | | | | | |
| 24 | | | | | | | | | | | | | | | | | | | | | | |
| 25 | | | | | | | | | | | | | | | | | | | | | | |
| 26 | 40.8 | 39.8 | 40.4 | 17.8 | 25.6 | 10.8 | 26.8 | 13.0 | 11.1 | 10.5 | 8.5 | 73 | 43 | 75 | SSW 2 | SW 4 | C 0 | 0 | 0 | 0 | — | |
| 27 | 41.1 | 39.4 | 39.9 | 14.8 | 24.7 | 15.0 | 27.0 | 12.0 | 9.9 | 4.6 | 10.4 | 79 | 20 | 82 | C 0 | SW 4 | C 0 | 10 | 0 | 0 | — | |
| 28 | 41.6 | 39.8 | 40.2 | 15.2 | 23.5 | 15.8 | 26.0 | 12.8 | 10.3 | 10.9 | 10.0 | 80 | 51 | 85 | C 0 | SW 6 | SW 2 | 10 | 1 | 0 | — | |
| 29 | 42.0 | 41.4 | 42.0 | 16.5 | 24.2 | 16.4 | 26.5 | 13.5 | 10.3 | 10.9 | *4.2* | 74 | 48 | *30* | C 0 | SW 6 | C 0 | 10 | 1 | 0 | — | |
| 30 | 42.3 | 41.3 | 41.8 | 22.4 | 22.7 | 12.4 | 24.8 | 13.8 | 10.0 | 13.2 | 6.9 | 49 | 64 | 64 | C 0 | SW 6 | C 0 | 0 | 0 | 0 | — | |
| 31 | 44.7 | 43.6 | 44.5 | 18.2 | 22.6 | 17.8 | 20.8 | 13.4 | 11.3 | 11.3 | 11.1 | 73 | 39 | 73 | S 1 | SSW 5 | C 0 | 0 | 0 | 0 | — | |
| Pro. Mit. | | | | | | | | | | | | | | | | | | | | | | |

Barometro reducido a 0ºC y a gravedad normal

Barometer reduciert auf 0ºC und Norm.

.1 millares de pajaros marinos que venian del S hacia el N abarcando una extensión de 8 a 10 millas.

**QUIMBO** (H = 25 m) **ENERO 1912** $\varphi = 29°\ 56'$ S $\lambda = 71°\ 21'$ W $h_a = 6.9$ m

| mp. a la atemp. Temp. Freien. C° ax. | Min. | Velocidad del viento Windgeschwindigkeit m minuto 7a | 2p | 9p | km 9p-7a | 7a-2p | 2p-9p | 7a-7a | k 1h | Nubes (clase y direccion) Wolken (Art und Richtung) 7a | 2p | 9p | Agua caída Niederschlag mm 7a | 2p | 9p | Evaporación Verdunstung mm 7a | 2p | 9p | 7a-7a |
|---|---|---|---|---|---|---|---|---|---|---|---|---|---|---|---|---|---|---|---|
| | | 150 | 183 | 183 | 90.0 | 77.0 | 77.0 | | | ni | cu | | — | — | — | | | | |
| | | 138 | 200 | 283 | 83.0 | 84.0 | 119.0 | 237.0 | 9.9 | ni | fr-cu | fr-cu, cu-ni | — | — | — | | | | |
| | | 85 | 174 | 278 | 51.0 | 73.0 | 117.0 | 254.0 | 10.6 | a-str | cu | | — | — | — | | | | |
| | | 43 | 185 | 140 | 26.0 | 78.0 | 59.0 | 216.0 | 9.0 | fr-str | ci-cu | | — | — | — | | | | |
| | | 80 | 176 | 183 | 48.0 | 74.0 | 77.0 | 185.0 | 7.7 | a-str | | | — | — | — | | | | |
| | | 90 | 150 | 121 | 54.0 | 63.0 | 51.0 | 205.0 | 8.5 | a-str | | | — | — | — | | | | |
| | | 250 | 214 | 166 | 150.0 | 90.0 | 70.0 | 264.0 | 11.0 | cu | ci | | — | — | — | | | | |
| | | 106 | 271 | 266 | 64 0 | 114.0 | 112.0 | 224.0 | 9.3 | | fr-str | | — | — | — | | | | |
| | | 260 | 269 | 150 | 156.0 | 113.0 | 63.0 | **382.0** | **15.9** | ni | cu | a-str | — | — | — | | | | |
| | | 86 | 150 | 214 | 52.0 | 63.0 | 90.0 | 228.0 | 9.5 | ni | str-cu | | — | — | — | | | | |
| | | 6 | 0 | 216 | 3.0 | 5.0 | 91.0 | 156.0 | 6.5 | ni | cu, str | | — | — | — | | | | |
| | | 0 | 267 | 269 | 9.0 | 112.0 | 113.0 | 105.0 | 4.4 | | | | — | — | — | | | | |
| | | 40 | 186 | 200 | 24.0 | 78.0 | 84.0 | 249.0 | 10.4 | ni | str | | — | — | — | | | | |
| | | 47 | 133 | 221 | 28.0 | 56.0 | 93.0 | 190.0 | 7.9 | a-str | ni | ni | — | — | — | | | | |
| | | 0 | 0 | 116 | 2.0 | 0.0 | 49.0 | 151.0 | 6.3 | ni | | | — | — | — | | | | |
| | | 115 | 183 | **302** | 69.0 | 77.0 | 127.0 | 118.0 | 4.9 | str-cu | | | — | — | — | | | | |
| | | 0 | 107 | 216 | 4.0 | 45.0 | 91.0 | 208.0 | 8.7 | ni | | | — | — | — | | | | |
| | | 0 | 167 | 178 | 0.0 | 70 0 | 75.0 | 136.0 | 5.7 | a-str | cu, ni | | — | — | — | | | | |
| | | 48 | 195 | 200 | 29.0 | 82.0 | 84.0 | 174.0 | 7.2 | ni | | | — | — | — | | | | |
| | | 77 | 183 | 214 | 47.0 | 77.0 | 90.0 | 213.0 | 8.9 | ni | | | — | — | — | | | | |
| | | 97 | 202 | 167 | 58.0 | 85.0 | 56.0 | 225.0 | 9.4 | cu, ni | | | — | — | — | | | | |
| | | 265 | 150 | 221 | 159.0 | 63.0 | 93.0 | 300.0 | 12.5 | ni | | | — | — | — | | | | |
| | | 63 | 178 | 216 | 38.0 | 75.0 | 91.0 | 194.0 | 8.1 | ni | ci | | — | — | — | | | | |
| | | 0 | 116 | 121 | 0.0 | 116.0 | 121.0 | 166.0 | 6.9 | | a-str | ni | — | — | — | | | | |
| | | 151 | 181 | 216 | 91.0 | 76.0 | 91.0 | 328.0 | 13.7 | ni | | | — | — | — | | | | |
| | | 187 | 133 | 152 | 106.0 | 56.0 | 78.0 | 273.0 | 11.4 | ni | cu, ni | | — | — | — | | | | |
| | | 46 | 74 | 183 | 28.0 | 31.0 | 77.0 | 162.0 | 6.7 | ni | str-cu | | — | — | — | | | | |
| | | 187 | 83 | 152 | 112.0 | 35.0 | 64.0 | 220.0 | 9.2 | ni | str-cu | ni | — | — | — | | | | |
| | | 0 | 0 | 234 | 0.0 | 0.0 | 98.0 | 99.0 | **4.1** | ni | ci-cu | | — | — | — | | | | |
| | | 0 | 198 | 190 | 0.0 | 84.0 | 80.0 | **98.0** | **4.1** | | | | — | — | — | | | | |
| | | 62 | 110 | 264 | 37.0 | 46.0 | 112.0 | 201.0 | 8.4 | fr-cu | | | — | — | — | | | | |
| | | 86 | 155 | 201 | 52.2 | 67.7 | 86.9 | 198.7 | 8.3 | | | | — | — | — | | | | |

**ALLE** (H = 217 m) **ENERO 1912** $\varphi = 30°\ 36'$ S $\lambda = 71°\ 12'$ W $h_a$ = ?

| | | | | | | | | | | | | | | | | | | | |
|---|---|---|---|---|---|---|---|---|---|---|---|---|---|---|---|---|---|---|---|
| | | 38 | 125 | 20 | | 47.0 | 44.0 | | | | | | — | — | — | | | | |
| | | 30 | 135 | 15 | 2.0 | 43.0 | 41.0 | 93.0 | 3.9 | str SW | | | — | — | — | | | | |
| | | 0 | 170 | 50 | 0.0 | 33.0 | 43.0 | 84.0 | 3.5 | str W | | | — | — | — | | | | |
| | | 0 | 170 | 10 | 1.0 | 47.0 | 31.0 | 77.0 | 3.2 | str W | | | — | — | — | | | | |
| | | 15 | 175 | 7 | 0.0 | 39.0 | 39.0 | 78.0 | 3.2 | | fr-str E | | — | — | — | | | | |
| | | 50 | 150 | 10 | 0.0 | 10.0 | 29.0 | 78.0 | 3.2 | | fr-str E | | — | — | — | | | | |
| | | | | | | | | | | | | | — | — | | | | | |

Observaciones se efectuaron según hora oficial de Chile (75° de long.)

Alle Beobachtungen nach chilenischer Einheitszeit (75° Länge).

**LOS ANDES** (H = 820 m) **ENERO 1912** φ = 32° 50′ S λ = 70° 36′ W $C_g$ = —

| Día / Tag | Barómetro Barometer 600/700 mm + 7a | 2p | 9p | Temperatura del aire Lufttemperatur °C 7a | 2p | 9p | Max. | Min. | Humedad absoluta Absolute Feuchtigkeit mm 7a | 2p | 9p | Humedad relativa Relative Feuchtigkeit % 7a | 2p | 9p | Dirección y fuerza del viento Richtung und Stärke des Windes 0—12 B 7a | 2p | 9p | Nebulosidad Bewölkung 0—10 7a | 2p | 9p | Agua caída Niederschlag mm 7a - 7a | Notas Bemerkungen |
|---|---|---|---|---|---|---|---|---|---|---|---|---|---|---|---|---|---|---|---|---|---|---|
| 1 | 88.1 | 87.5 | 87.9 | 19.6 | 30.4 | 19.0 | 30.8 | 11.7 | 9.7 | 6.8 | 7.9 | 57 | 21 | 49 | C 0 | SW 4 | NE 2 | 0 | 1 | 0 | — | ▷² |
| 2 | 87.5 | 87.6 | 87.3 | 19.0 | 29.2 | 20.0 | 30.7 | 11.0 | 7.9 | 8.2 | 9.2 | 49 | 27 | 53 | C 0 | SW 5 | E 1 | 5 | 10 | 10 | — | ▷² |
| 3 | 89.1 | 88.8 | 89.9 | 17.6 | 28.6 | 19.0 | 29.5 | 12.0 | 9.2 | 8.1 | 8.8 | 62 | 29 | 54 | C 0 | W 3 | NE 1 | 8 | 1 | 0 | — | ▷² |
| 4 | 89.1 | 88.8 | 89.9 | 19.0 | 31.4 | 18.0 | 32.0 | 11.2 | 9.3 | 5.8 | 6.9 | 54 | 16 | 44 | SE 1 | SW 5 | NE 1 | 0 | 1 | 0 | — | ▷² |
| 5 | 91.6 | 89.8 | 88.8 | 18.4 | 29.8 | 21.0 | 30.0 | 10.5 | 7.2 | 6.6 | 7.1 | 47 | 22 | 38 | NNW 1 | SW 5 | NE 1 | 0 | 0 | 0 | — | ▷² |
| 6 | 88.4 | **87.0** | 88.6 | 21.8 | 34.4 | 21.4 | **35.0** | 12.2 | 7.8 | 6.1 | 6.4 | 40 | 16 | 35 | C 0 | SW 4 | N 1 | 0 | 0 | 0 | — | ▷² |
| 7 | 88.8 | 87.9 | 88.8 | 20.6 | 31.6 | 19.8 | 32.2 | 12.8 | 7.6 | 8.0 | 8.8 | 42 | 23 | 51 | C 0 | W 4 | E 2 | 0 | 3 | 0 | — | ▷² |
| 8 | 90.8 | 88.7 | 89.3 | 19.0 | 30.0 | 19.4 | 30.5 | 12.0 | 9.3 | 7.4 | 7.9 | 56 | 24 | 49 | SW 1 | SW 3 | E 1 | 0 | 1 | 0 | — | ▷² |
| 9 | 89.9 | 88.5 | 89.2 | 19.2 | 31.2 | 20.0 | 31.5 | 12.0 | 7.8 | 6.3 | 7.1 | 48 | 18 | 41 | S 1 | WSW 2 | E 1 | 0 | 1 | 0 | — | ▷² |
| 10 | 89.6 | 88.7 | 88.8 | 19.8 | 31.6 | 20.4 | 32.0 | 13.0 | 8.8 | 7.9 | 8.3 | 51 | 23 | 49 | S 1 | WSW 5 | E 2 | 0 | 1 | 0 | — | ▷² |
| 11 | 90.2 | 89.7 | 90.2 | 16.4 | 28.4 | 19.0 | 28.8 | 12.0 | 10.1 | 9 7 | 8.2 | 73 | 34 | 51 | NW 2 | SW 3 | E 2 | 1 | 2 | 0 | — | ▷₂; □² a interv. irreg |
| 12 | 90.9 | 90.7 | 91.4 | 18.4 | 31.2 | 21.6 | 32.5 | 11.5 | 10.1 | 8.5 | 8.6 | 64 | 76 | 45 | C 0 | NW 2 | C 0 | 0 | 1 | 0 | — | ▷² [8p1 |
| 13 | 91.8 | 90.1 | 89.7 | 20.8 | 33.6 | 24.0 | 34.0 | 13.0 | 9.6 | 6.9 | 10.0 | 52 | 18 | 45 | C 0 | SW 4 | E 2 | 0 | 1 | 0 | — | ▷² |
| 14 | 90.6 | 88.6 | 88.7 | 20.0 | 31.8 | 21.2 | 32.5 | 15.0 | **12.0** | 10.4 | 11.9 | 69 | 30 | 64 | SW 1 | NNW 2 | NE 2 | 0 | 1 | 0 | — | ▷²; □² distantes al N |
| 15 | 90.0 | 88.8 | 88.8 | 14.0 | 29.4 | 20.0 | 29.6 | 12.0 | 10.9 | 10.3 | 9.8 | **93** | 53 | 57 | N 2 | SW 6 | E 1 | 10 | 1 | 0 | — | ≡¹ n-9a |
| 16 | 89.8 | 88.6 | 89.2 | 19.2 | 30.0 | 20.0 | 30.4 | 12.6 | 10.4 | 11.1 | 11.4 | 63 | 35 | 66 | S 1 | SW 6 | E 1 | 0 | 1 | 0 | — | ▷²; □¹ distantes |
| 17 | 89.4 | 88.6 | 88.3 | 17.4 | 30.4 | 19.6 | 31.0 | 11.7 | 11.3 | 10.5 | 11.4 | 77 | 33 | 67 | NNE 1 | SW 6 | NE 2 | 0 | 1 | 0 | — | ▷²; □ escasos al SE |
| 18 | 88.8 | 88.5 | 88.9 | 19.4 | 30.4 | 18.8 | 30.8 | 12.8 | **12.0** | 9.3 | 9.4 | 71 | 29 | 58 | ENE 2 | SW 3 | NE 2 | 0 | 1 | 0 | — | ▷² |
| 19 | 89.8 | 89.0 | 89.2 | 17.0 | 29.0 | 18.0 | 29.6 | 11.2 | 8.5 | 7.4 | 7.0 | 59 | 24 | 45 | NNW 1 | SW 7 | NE 1 | 0 | 1 | 0 | — | ▷² |
| 20 | 89.7 | 87.8 | 87.8 | 18.6 | 30.4 | 20.0 | 31.0 | 12.2 | 7.9 | 8.1 | 8.0 | 50 | 25 | 46 | C 0 | SW 7 | NE 1 | 0 | 1 | 0 | — | ▷² |
| 21 | 88.7 | 87.7 | 88.2 | 19.2 | 32.8 | 22.0 | 33.5 | 12.5 | 8.3 | 6.5 | 6.2 | 51 | 17 | 32 | NE 3 | WNW 3 | NE 1 | 0 | 0 | 0 | — | ▷² |
| 22 | 88.8 | 88.3 | 88.7 | 22.0 | 32.2 | 20.0 | 32.8 | 13.3 | 8.8 | 7.7 | 9.2 | 50 | 21 | 53 | C 0 | SW 6 | NE 2 | 0 | 0 | 0 | — | ▷² |
| 23 | 89.1 | 87.9 | 87.1 | 18.8 | 32.0 | 21.2 | 32.5 | 12.3 | 9.1 | 7.2 | 7.5 | 56 | 20 | 40 | S 1 | SW 5 | NE 2 | 0 | 1 | 0 | — | ▷²; □² NE-SE |
| 24 | 89.3 | 88.7 | 87.8 | 19.8 | 31.8 | 22.2 | 32.3 | 13.2 | 9.3 | 8.4 | 9.1 | 54 | 25 | 46 | C 0 | SW 6 | NE 2 | 0 | 0 | 0 | — | ▷²; □¹ NE-ESE |
| 25 | 89.8 | 88.8 | 89.4 | 20.0 | 31.6 | 21.4 | 32.2 | 13.4 | 10.0 | 7.6 | 8.7 | 57 | 22 | 46 | SE 1 | SW 7 | NE 2 | 0 | 5 | 0 | — | ▷²; □ NE-SE |
| 26 | 89.8 | 88.6 | 88.9 | 21.0 | 32.0 | 20.0 | 32.8 | 13.5 | 9.4 | 8.1 | 7.7 | 51 | 23 | 44 | SW 1 | SW 3 | NE 1 | 0 | 2 | 0 | — | ▷² |
| 27 | 88.9 | 88.4 | 88.1 | 19.8 | 30.8 | 20.0 | 31.9 | 12.2 | 9.1 | **5.0** | 8.1 | 53 | **15** | 46 | SSW 1 | SW 3 | NE 1 | 0 | 1 | 0 | — | ▷²; □² distantes al N |
| 28 | 88.9 | 88.0 | 88.1 | 18.8 | 30.0 | 20.4 | 30.7 | 12.2 | 9.7 | 9.5 | 9.5 | 57 | 30 | 53 | C 0 | SW 5 | C 0 | 0 | 1 | 0 | — | ▷² |
| 29 | 89.9 | 88.7 | 90.3 | 16.2 | 30.6 | 17.2 | 31.0 | 11.0 | 9.7 | 8.5 | 9.4 | 71 | 26 | 65 | S 1 | SW 4 | NE 1 | 0 | 2 | 0 | — | ▷² |
| 30 | 91.1 | 91.7 | 90.4 | 16.2 | 29.6 | 21.0 | 30.4 | **10.3** | 10.0 | 6.2 | 9.0 | 73 | 18 | 49 | SSW 1 | SW 3 | C 0 | 1 | 2 | 0 | — | ▷² |
| 31 | 91.9 | 91.7 | **92.6** | 19.0 | 30.0 | 19.4 | 30.7 | 12.7 | 10.3 | 9.5 | 9.6 | 63 | 30 | 57 | SE 1 | W 5 | E 1 | 0 | 1 | 0 | — | ▷² |
| Pro. Mit. | 89.7 | 88.8 | 89.0 | 18.9 | 30.8 | 20.2 | 31.5 | 12.2 | 9.4 | 8.0 | 8.6 | 58 | 27 | 50 | 0.8 | 4.4 | 1.3 | 0.8 | 1.5 | 0.3 | — | |

**VALPARAISO** (H = 40 m) **ENERO 1912** φ = 33° 01′ S λ = 71° 38′ W $C_g$ = —

| | | | | | | | | | | | | | | | | | | | | | | |
|---|---|---|---|---|---|---|---|---|---|---|---|---|---|---|---|---|---|---|---|---|---|---|
| 1 | 54.1 | 53.6 | 54.8 | 16.9 | 22.8 | 17.2 | 24.3 | 13.4 | 9.6 | 9.4 | 8.6 | 67 | 46 | 59 | NW 1 | SW 4 | NW 1 | 0 | 1 | 0 | — | ⌀¹ hor 1, ∞⁰ N 2 |
| 2 | 53.3 | 54.5 | 53.8 | 15.6 | 19.1 | 16.8 | 21.2 | 12.3 | 8.9 | 10.6 | 10.8 | 67 | 64 | 76 | NW 1 | WSW 2 | E 1 | 5⁰ | 9⁰ | 9⁰ | — | ⌀¹ S, ∞⁰ N 1, ∞ NI |
| 3 | 55.8 | 57.3 | 56.9 | 16.1 | 19.4 | 16.5 | 20.8 | 13.5 | 9.5 | 9.7 | 8.5 | 70 | 58 | 61 | W 1 | WSW 2 | S 1 | 1⁰ | 1 | 0 | — | ⌀⁰ S y ∞¹ E 1, ∞¹ I |
| 4 | 55.7 | 55.7 | 57.6 | 15.8 | 22.7 | 16.6 | 23.7 | 12.2 | 10.0 | 8.6 | 7.8 | 75 | 42 | 56 | NW 1 | SW 5 | SW 2 | 1⁰ | 1 | 0 | — | ⌀¹ S y ∞¹ hor 1, ∞¹ |
| 5 | 57.9 | 56.5 | 54.8 | 17.0 | 24.4 | 19.8 | **26.0** | 13.3 | 8.7 | 7.0 | 7.0 | 61 | **31** | 41 | WSW 1 | SW 6 | N 1 | 0 | 0 | 0 | — | ⌀¹SEy∞⁰hor1,∞⁰(p |
| 6 | 53.6 | **52.9** | 55.0 | 15.4 | 23.6 | 17.3 | 25.1 | 13.2 | 9.7 | 7.7 | 8.7 | 75 | 35 | 59 | NW 1 | WSW 3 | NNE 1 | 0 | 0 | 0 | — | ⌀¹ S y ∞² NE 1, ⌀⁰ |
| 7 | 55.1 | 56.3 | 56.2 | 14.6 | 18.8 | 15.1 | 19.8 | **12.0** | 9.9 | 10.4 | 10.8 | 81 | 64 | 85 | SW 2 | SW 3 | SW 2 | 1⁰ | 8⁰ | 0 | — | ∞¹ hor 1, ∞¹ E 2 |
| 8 | 57.6 | 55.4 | 56.1 | 15.7 | 21.0 | 16.0 | 23.2 | 14.0 | 10.9 | 8.8 | 8.5 | 82 | 47 | 63 | N 1 | SW 5 | SW 1 | 0 | 1 | 0 | — | ⌀¹ de N a SW y ∞¹ |
| 9 | 56.7 | 55.8 | 55.7 | 15.4 | 20.4 | 15.8 | 21.2 | 12.7 | 10.3 | 11.1 | 11.6 | 79 | 63 | 87 | NE 1 | W 1 | WSW 1 | 0 | 1⁰ | 0 | — | ⌀¹ S y ∞² NE 1, ⌀⁰ |
| 10 | 56.7 | 57.2 | 56.1 | 14.8 | 20.6 | 16.8 | 22.0 | 14.5 | 11.3 | 11.3 | 11.3 | 90 | 63 | 79 | NE 1 | N 1 | N 1 | 10¹ | 1⁰ | 1⁰ | — | ⌀⁰ S y ∞¹ NE, ∞¹ I |
| 11 | 57.8 | 58.3 | 57.7 | 15.7 | 20.0 | 16.2 | 21.7 | 15.0 | 11.2 | 10.5 | 11.3 | 84 | 60 | 82 | NE 2 | NNW 2 | SW 2 | 10¹ | 9⁰ | 0 | 0.0 | ≡¹ 5a45-8a5; ⌀¹ S y |
| 12 | 58.3 | 57.7 | 58.5 | 16.0 | 22.2 | 18.4 | 23.0 | 13.5 | 11.0 | 11.5 | 10.9 | 81 | 58 | 69 | NW 1 | WSW 3 | NW 1 | 1⁰ | 1⁰ | 0 | 0.0 | ⌀¹ S y ∞¹ hor 1, ∞¹ I |
| 13 | 58.3 | 57.6 | 56.6 | 16.0 | 20.4 | 16.8 | 21.1 | 15.1 | 11.8 | 12.6 | 12.5 | 87 | 71 | 88 | NE 1 | NW 1 | NNE 1 | 10¹ | 9⁰ | 10 | — | ⌀¹Sy∞¹E1, ⌀¹Sy∞ |
| 14 | 57.2 | 56.7 | 56.4 | 16.3 | 20.0 | 17.6 | 21.0 | 16.1 | 12.2 | 11.7 | 11.4 | 88 | 67 | 76 | NE 1 | N 1 | N 1 | 10¹ | 10¹ | 10 | 0.0 | ≡⁰ 6a30-7a20; ∞¹ SE 1 |
| 15 | 57.0 | 56.9 | 56.1 | 17.0 | 21.6 | 16.8 | 22.7 | 16.2 | 12.3 | 12.2 | 12.2 | 86 | 64 | 85 | NE 1 | NW 2 | W 1 | 10¹ | 2⁰ | 0 | 0.0 | ⌀¹ S y ∞¹ E 1, ⌀⁰ S y |
| 16 | 56.8 | 57.3 | 55.8 | 16.5 | 19.7 | 17.4 | 20.8 | 15.2 | 11.6 | **12.9** | 12.1 | 83 | 76 | 82 | W 1 | W 1 | SW 1 | 10¹ | 10¹ | 10 | — | ⌀⁰ S y ∞¹ E 1, ⌀¹ SE |
| 17 | 55.8 | 56.4 | 55.6 | 17.0 | 21.1 | 16.5 | 23.2 | 16.0 | 12.2 | 11.5 | 9.3 | 85 | 62 | 67 | SW 1 | W 2 | WSW 2 | 10¹ | 2⁰ | 0 | — | ⌀¹ SE y ∞¹ NE 2, ⌀ |
| 18 | 55.4 | 56.4 | 56.5 | 16.2 | 20.4 | 16.4 | 21.0 | 13.7 | 10.6 | 10.3 | 7.3 | 77 | 57 | 52 | NE 1 | WSW 4 | N 1 | 1⁰ | 1 | 0 | — | ⌀⁰Sy∞¹NE1, ⌀⁰SE |
| 19 | 56.6 | 56.2 | 56.4 | 14.8 | 22.8 | 19.4 | 24.0 | 12.8 | 9.8 | 9.7 | 8.9 | 78 | 47 | 53 | N 1 | SW 7 | SSW 4 | 1⁰ | 1 | 0 | — | ⌀⁰Sy∞¹E1, ⌀¹Ey∞ |
| 20 | 55.8 | 54.2 | 54.5 | 17.8 | 22.8 | 18.0 | 23.5 | 14.7 | 10.7 | 10.6 | 8.3 | 70 | 52 | 54 | W 1 | SW 5 | N 1 | 1⁰ | 0 | 0 | — | ⌀⁰ S y ∞¹ E 1, ∞¹ h |
| 21 | 54.1 | 53.5 | 54.7 | 15.1 | 23.6 | 19.0 | 25.0 | 13.0 | 9.4 | 8.0 | **6.2** | 73 | 36 | 38 | W 1 | WSW 5 | N 1 | 0 | 0 | 0 | — | ∞¹ hor 1, ∞¹ NE 2 |
| 22 | 55.4 | 55.6 | 55.4 | 14.8 | 21.4 | 16.6 | 23.7 | 13.0 | 10.1 | 10.2 | 8.8 | 81 | 54 | 63 | ENE 1 | WSW 3 | E 1 | 0 | 0 | 1 | — | ⌀¹ S y ∞¹ NE 1, ⌀ S |
| 23 | 55.8 | 54.9 | 55.0 | 15.2 | 20.2 | 15.8 | 21.2 | 14.2 | 10.8 | 11.3 | 11.8 | 84 | 64 | 88 | E 1 | WSW 2 | SE 1 | 10¹ | 1⁰ | 0 | — | ⌀¹ S y ∞ E 1, ⌀ S y |
| 24 | 56.7 | 56.6 | 54.8 | 15.3 | 19.7 | 18.5 | 20.7 | 14.7 | 11.7 | 12.2 | 10.6 | 90 | 71 | 67 | NE 1 | WSW 2 | E 1 | 10¹ | 2⁰ | 0 | — | ⌀¹Sy∞¹hor1,∞⁰Ey |
| 25 | 56.4 | 56.4 | 56.1 | 15.4 | 21.8 | 18.2 | 23.8 | 14.0 | 11.3 | 11.3 | 9.9 | 87 | 58 | 63 | E 1 | SW 3 | SW 2 | 10¹ | 1 | 0 | — | ≡² 6a10-10a; ⌀¹ S y |
| 26 | 55.9 | 55.5 | 56.6 | 15.0 | 22.7 | 16.2 | 23.5 | 13.7 | 11.0 | 8.9 | 10.3 | 87 | 43 | 75 | W 1 | SW 5 | S 1 | 0 | 1 | 0 | — | ⌀¹ de S-N y ∞⁰ W 1, |
| 27 | 56.1 | 56.7 | 55.6 | 13.4 | 19.0 | 15.2 | 23.2 | 12.3 | 9.1 | 10.5 | 10.9 | 80 | 64 | 85 | W 1 | NW 1 | E 1 | 7⁰ | 1⁰ | 0 | — | ≡¹ 7a-10a20; ⌀⁰Sy∞ |
| 28 | 56.2 | 56.9 | 55.6 | 14.3 | 19.4 | 15.6 | 20.5 | 13.5 | 10.5 | 11.2 | 10.8 | 87 | 66 | 82 | NE 1 | N 1 | SW 1 | 10¹ | 2⁰ | 0 | — | ≡⁰ 7a53-8a5; ⌀¹ S y |
| 29 | 57.2 | 57.9 | 57.8 | 14.2 | 19.6 | 16.8 | 20.5 | 13.9 | 10.9 | 11.8 | 11.7 | **92** | 70 | 82 | E 1 | N 1 | WSW 2 | 10¹ | 10⁰ | 10 | 0.0 | ≡⁰ 6a10-7a30; ≡² 6a |
| 30 | 57.9 | 58.5 | 57.3 | 16.9 | 22.0 | 18.0 | 22.8 | 16.3 | 11.0 | 10.4 | 11.3 | 77 | 53 | 74 | W 1 | WSW 2 | W 1 | 10¹ | 1⁰ | 0 | 0.0 | ⌀⁰ S y ∞¹ E 1, ⌀⁰ S y |
| 31 | 59.8 | **60.6** | 60.5 | 15.9 | 21.2 | 18.0 | 22.0 | 14.6 | 12.1 | 11.8 | 11.0 | 90 | 64 | 72 | NE 1 | WSW 2 | NE 1 | 10¹ | 1⁰ | 0 | — | ⌀¹ S y ∞¹ E 1, ⌀⁰ |
| Pro. Mit. | 56.4 | 56.3 | 56.1 | 15.7 | 21.1 | 17.1 | 22.5 | 14.0 | 10.6 | 10.5 | 10.0 | 80 | 57 | 70 | 1.1 | 2.8 | 1.3 | 5.1 | 2.8 | 1.6 | 0.0 | |

Barometro reducido a 0°C y a gravedad normal. Barometer reduciert auf 0°C und Norma

(1) ⊕ 11a20 1p55; cu de cord. (2) ∞¹ NE 2. (3) ∞¹ hor 2. (4) hor 1, ∞¹ E 2. (5) NE 2; cu cord 2. (6) ∞¹ E 2; cu cord 2. (7) NE 2. (8) W 1, ⌀¹ E y ∞¹ N 2. (9) y ∞¹ N ⌀⁰ S y ∞¹ todo hor 2. (11) NE 1, ∞¹ hor 2. (12) a20; ⌀¹ S y ∞¹ W 1, ⌀⁰ S y ∞¹ E 2; cu cord 2. (13) E 2, cu cord 2.

**OS ANDES** (H = 820 m) **ENERO 1912** φ = 32° 50′ S λ = 70° 36′ W $h_a$ = 6.5 m

| Temp. a la intemp. Temp. im Freien. | Velocidad del viento Windgeschwindigkeit | | | | | | | | Nubes (clase y dirección) Wolken (Art und Richtung | | | Agua caída Niederschlag | | | Evaporación Verdunstung | | | |
|---|---|---|---|---|---|---|---|---|---|---|---|---|---|---|---|---|---|---|
| | m/minuto | | | km | | | | | | | | mm | | | mm | | | |
| Max. Min. | 7a | 2p | 9p | 9p-7a | 7a-2p | 2p-9p | 7a-7a | k 1h | 7a | 2p | 9p | 7a | 2p | 9p | 7a | 2p | 9p | 7a-7a |
| | 0 | 275 | 100 | 16.2 | 25.0 | 31.4 | 65.4 | 2.7 | | cu-ca N | | — | — | — | | | | |
| | 0 | 245 | 40 | 26.1 | 24.5 | 34.8 | 82.5 | 3.4 | ci NW | ci-str | ci-str NW | — | — | — | | | | |
| | 0 | 90 | 60 | 29.5 | 30.2 | 24.8 | 88.8 | 3.7 | ci-cu NW, ci-str | cu N | | — | — | — | | | | |
| | 10 | 225 | 50 | 23.7 | 26.8 | 39.0 | 78.7 | 3.3 | | cu-ca N | | — | — | — | | | | |
| | 50 | 215 | 45 | 34.4 | 40.6 | 26.2 | 100.2 | 4.2 | | | | — | — | — | | | | |
| | 0 | 175 | 50 | 23.2 | 21.2 | 34.6 | 90.0 | 3.8 | | | | — | — | — | | | | |
| | 0 | 140 | 80 | 17.9 | 22.4 | 35.8 | 73.7 | 3.1 | | ci NW | | — | — | — | | | | |
| | 25 | 135 | 45 | 35.1 | 32.7 | 26.4 | 93.3 | 3.9 | | cu N | | — | — | — | | | | |
| | 25 | 100 | 45 | 32.2 | 19.7 | 33.4 | 91.3 | 3.8 | | cu-ca | | — | — | — | | | | |
| | 45 | 200 | 95 | 30.0 | 25.4 | 39.0 | 83.1 | 3.5 | | cu NW, cu-ca | | — | — | — | | | | |
| | 10 | 145 | 95 | 30.2 | 24.1 | 31.1 | 94.6 | 3.9 | ci-cu N | cu N, ci-cu N | | — | — | — | | | | |
| | 0 | 50 | 0 | 19.2 | 15.8 | 29.6 | 74.4 | 3.1 | | cu | | — | — | — | | | | |
| | 0 | 175 | 80 | 18.0 | 24.1 | 39.2 | 63.4 | 2.6 | | cu | | — | — | — | | | | |
| | 15 | 0 | 65 | 21.3 | 11.8 | 31.9 | 84.6 | 3.5 | | cu, ci N | | — | — | — | | | | |
| | 35 | 225 | 45 | 21.6 | 15.5 | 40.5 | 65.3 | 2.7 | str | cu-ca NW | | — | — | — | | | | |
| | 0 | 210 | 48 | 22.1 | 14.4 | 28.8 | 78.1 | 3.3 | | cu, ci N | | — | — | — | | | | |
| | 20 | 200 | 75 | 25.5 | 23.1 | 36.9 | 68.7 | 2.9 | | cu-ca | | — | — | — | | | | |
| | 45 | 100 | 25 | 34.0 | 27.5 | 22.2 | 94.0 | 3.9 | | cu, cu-ca | | — | — | — | | | | |
| | 20 | 325 | 45 | 19.2 | 27.8 | 49.7 | 68.9 | 2.9 | | cu-ca N | | — | — | — | | | | |
| | 0 | 300 | 45 | 29.2 | 30.0 | 43.8 | 106.7 | 4.4 | | cu | | — | — | — | | | | |
| | 105 | 75 | 45 | 32.2 | 15.6 | 20.4 | 106.0 | 4.4 | | | | — | — | — | | | | |
| | 0 | 225 | 75 | 24.8 | 29.2 | 43.5 | **60.8** | **2.5** | | | | — | — | — | | | | |
| | 35 | 225 | 100 | 34.2 | 29.2 | 49.3 | 106.9 | **4.5** | | ci-cu | | — | — | — | | | | |
| | 0 | 300 | 85 | 27.2 | 31.6 | 44.8 | 105.7 | 4.4 | | | | — | — | — | | | | |
| | 0 | **350** | 95 | 22.8 | 36.8 | 38.8 | 99.2 | 4.1 | | cu-ma | | — | — | — | | | | |
| | 10 | 150 | 55 | 31.4 | 16.5 | 33.8 | **107.0** | **4.5** | | cu-ca N | | — | — | — | | | | |
| | 0 | 55 | 45 | 27.0 | 22.2 | 28.6 | 77.3 | 3.2 | | cu-ca | | — | — | — | | | | |
| | 0 | 250 | 0 | 37.5 | 19.8 | 38.6 | 88.3 | 3.7 | | cu-ca | | — | — | — | | | | |
| | 10 | 175 | 30 | 32.9 | 18.7 | 32.4 | 91.3 | 3.8 | | cu-ca, cu-ma | | — | — | — | | | | |
| | 25 | 125 | 0 | 29.6 | 15.6 | 31.5 | 80.7 | 3.4 | | cu-ca, cu-ma | NW | — | — | — | | | | |
| | 5 | 225 | 50 | 21.6 | 6.6 | 27.6 | 68.7 | 2.9 | | cu | | — | — | — | | | | |
| | 16 | 183 | 55 | 26.8 | 23.4 | 34.5 | 85.1 | 3.5 | | | | — | — | — | | | | |

**ALPARAISO** (H = 40 m) **ENERO 1912** φ = 33° 01′ S λ = 71° 38′ W $h_a$ = 15 m

| | | | | | | | | | | | | | | | | | | |
|---|---|---|---|---|---|---|---|---|---|---|---|---|---|---|---|---|---|---|
| 9.2 | 11.0 | 96 | 553 | 41 | 1.0 | 98.0 | 103.0 | 322.0 | 13.4 | [NW | cu W | ni W | — | — | — | 0.2 | 0.8 | 1.0 | 2.5 |
| 6.8 | 9.9 | 58 | 275 | 70 | 4.0 | 60.0 | 49.0 | 205.0 | 8.5 | str, ci NW, ci-str | ni N, ci-str NE | | — | — | — | 0.2 | 0.5 | 0.3 | 2.0 |
| 5.2 | 10.7 | 130 | 305 | 11 | 27.0 | 149.0 | 99.0 | 136.0 | 5.7 | cu S, ci-str W | cu W | | — | — | — | 0.2 | 0.8 | 0.6 | 1.0 |
| 8.8 | **9.5** | 80 | 671 | 306 | 3.0 | 128.0 | 139.0 | 251.0 | 10.5 | str SE | cu W | | — | — | — | 0.2 | 0.8 | 1.7 | 1.6 |
| 0.8 | 11.2 | 120 | 859 | 28 | 24.0 | 165.0 | 181.0 | 291.0 | 12.1 | | | | — | — | — | 0.3 | 0.2 | 2.2 | 2.8 |
| 0.0 | 10.3 | 118 | 464 | 91 | 5.0 | 100.0 | 70.0 | 351.0 | 14.6 | | | | — | — | — | 0.2 | 0.8 | 1.0 | **3.6** |
| 6.4 | 9.6 | 297 | 465 | 341 | 51.0 | 121.0 | 120.0 | 221.0 | 9.2 | cu W, str S | a-cu NW, ci W, | | — | — | — | 0.2 | 0.4 | 0.5 | 2.0 |
| 8.2 | 12.2 | 71 | 643 | 121 | 41.0 | 140.0 | 123.0 | 282.0 | 11.8 | | cu NW [ci str | | — | — | — | 0.1 | 0.7 | 1.1 | 1.0 |
| 6.2 | 10.3 | 109 | 176 | 119 | 16.0 | 47.0 | 81.0 | 279.0 | 11.6 | | ci-str W | | — | — | — | 0.1 | 0.4 | 0.5 | 1.9 |
| 6.7 | 12.5 | 109 | 190 | 47 | 37.0 | 91.0 | 30.0 | 165.0 | 6.9 | ni | cu N | ci-str | — | — | — | 0.1 | 0.2 | 0.2 | 1.0 |
| 6.5 | 14.4 | 231 | 235 | 205 | 40.0 | 67.0 | 54.0 | 161.0 | 6.7 | ni | fr-cu N, str N, a-cu | | 0.0 | 0.0 | — | 0.1 | 0.1 | 0.5 | 0.5 |
| 7.8 | 11.4 | 59 | 417 | 19 | 7.0 | 146.0 | 111.0 | 128.0 | 5.3 | cu S | fr-cu SW | | — | — | — | 0.1 | 0.8 | 0.6 | 0.7 |
| 7.2 | 12.4 | 140 | 179 | 64 | 9.0 | 47.0 | 19.0 | 66.0 | 11.1 | ni | ni NW | ni | — | — | — | 0.1 | 0.2 | 0.2 | 1.5 |
| 9.0 | 15.0 | 160 | 120 | 91 | 31.0 | 38.0 | 12.0 | 97.0 | 4.0 | ni | ni | ni | 0.0 | 0.0 | — | 0.0 | 0.2 | 0.3 | **0.4** |
| 0.3 | 15.0 | 74 | 201 | 116 | 22.0 | 43.0 | 69.0 | 72.0 | 3.0 | cu N, ni N | cu E, ci-str | | — | — | — | 0.1 | 0.4 | 0.4 | 0.6 |
| 6.3 | 13.0 | 33 | 186 | 189 | 14.0 | 23.0 | 98.0 | 126.0 | 5.2 | ni | cu S, ni W | ni | — | — | — | 0.1 | 0.2 | 0.4 | 0.9 |
| 1.4 | 15.2 | 120 | 202 | 342 | 56.0 | 61.0 | 122.0 | 177.0 | 7.4 | ni | fr-cu, str y fr-ni | | — | — | — | 0.2 | 0.4 | 0.6 | 0.8 |
| 6.0 | 11.8 | 75 | 527 | 60 | 17.0 | 130.0 | 117.0 | 200.0 | 8.3 | cu S, str S | cu W [SW | | — | — | — | 0.2 | 0.4 | 0.8 | 1.2 |
| 9.0 | 10.3 | 59 | **895** | 573 | 16.0 | 146.0 | 221.0 | 263.0 | 11.0 | str S | fr cu W | | — | — | — | 0.2 | 0.8 | 1.6 | 1.4 |
| 8.6 | 12.7 | 106 | 679 | 123 | 23.0 | 146.0 | 148.0 | **390.0** | **16.2** | fr-cu S, str S | | | — | — | — | 0.4 | 1.0 | 1.4 | 2.8 |
| 0.1 | 10.5 | 49 | 660 | 82 | 4.0 | 93.0 | 108.0 | 298.0 | 12.4 | | | | — | — | — | 0.2 | 0.9 | 1.3 | 2.6 |
| 9.0 | 11.0 | 46 | 425 | 22 | 15.0 | 20.0 | 55.0 | 216.0 | 9.0 | | | ci-str | — | — | — | 0.2 | 0.6 | 0.6 | 2.4 |
| 5.0 | 12.5 | 190 | 346 | 161 | 60.0 | 33.0 | 83.0 | 135.0 | 5.6 | cu N, ni N | cu W, ci-str | | — | — | — | 0.2 | 0.4 | 0.4 | 1.4 |
| 5.1 | 12.5 | 100 | 354 | 72 | 26.0 | 33.0 | 86.0 | 142.0 | 5.9 | ni | cu S, ci S, ci-str S | | — | — | — | 0.1 | 0.2 | 0.4 | 0.9 |
| 5.8 | 11.7 | 76 | 448 | 202 | 19.0 | 77.0 | 78.0 | 138.0 | 5.8 | ni | str W | | — | — | — | 0.2 | 0.3 | 1.0 | 0.8 |
| 5.1 | 11.4 | 47 | 652 | 82 | 10.0 | 78.0 | 113.0 | 165.0 | 6.9 | | cu W | | — | — | — | 0.1 | 0.7 | 0.9 | 1.4 |
| 5.0 | **9.5** | 68 | 153 | 39 | 7.0 | 46.0 | 95.0 | 198.0 | 8.2 | ni S, str S | fr-cu W | | — | — | — | 0.1 | 0.3 | 0.5 | 1.7 |
| 5.5 | 11.5 | 103 | 163 | 99 | 9.0 | 13.0 | 78.0 | 150.0 | 6.2 | ni | cu E, ci NE, ci str | | — | 0.0 | — | 0.1 | 0.2 | 0.4 | 0.9 |
| 5.9 | 12.6 | 53 | 145 | 228 | 25.0 | 14.0 | 40.0 | 116.0 | 4.8 | ni | ni W [NE | ni E | 0.0 | 0.0 | — | 0.2 | 0.1 | 0.3 | 0.8 |
| 5.0 | 15.0 | 67 | 234 | 36 | 10.0 | 32.0 | 100.0 | **64.0** | **2.7** | ni | cu NW, str | | — | — | — | 0.2 | 0.4 | 0.6 | 0.6 |
| 5.3 | 12.5 | 161 | 338 | 179 | 29.0 | 40.0 | 90.0 | 161.0 | 6.7 | str, ni | fr-cu E, ci-str S | | — | — | — | 0.1 | 0.4 | 0.5 | 1.1 |
| 5.5 | 11.9 | 103 | 392 | 134 | 21.2 | 78.3 | 93.3 | 198.9 | 8.3 | | | | 0.0 | 0.0 | — | 5.0 | 15.6 | 22.8 | 44.8 |

Las observaciones se efectuaron según hora oficial de Chile (75° de long.)

Alle Beobachtungen nach chilenischer Einheitszeit (75° Länge).

cu NE, ci-str W.

**SANTIAGO** (H=520 m) **ENERO 1912** φ = 33° 27′ S λ = 70° 42′ W $C_g = \begin{matrix} -0.7 > 715 \\ -0.6 < 715 \end{matrix}$

| Día / Tag | Barómetro Barometer 700 mm + | | | Temperatura del aire Lufttemperatur (°) | | | | | Humedad absoluta Absolute Feuchtigkeit mm | | | Humedad relativa Relative Feuchtigkeit % | | | Dirección y fuerza del viento Richtung und Stärke des Windes 0—12 B | | | Nebulosidad Bewölkung 0—10 | | | Agua caída Niederschlag mm | Notas Bemerkungen |
|---|---|---|---|---|---|---|---|---|---|---|---|---|---|---|---|---|---|---|---|---|---|---|
| | 7a | 2p | 9p | 7a | 2p | 9p | Max. | Min. | 7a | 2p | 9p | 7a | 2p | 9p | 7a | 2p | 9p | 7a | 2p | 9p | 7a - 7a | |
| 1 | 12.8 | 12.2 | 13.6 | 18.0 | 29.4 | 17.6 | 30.0 | 11.5 | 9.8 | 11.2 | 8.0 | 64 | 37 | 54 | C 0 | SW 2 | C 0 | $1^0$ | $1^0$ | 0 | — | $\triangle^0$ an; cu de cord 1,2 |
| 2 | 12.3 | 11.7 | 11.9 | 17.0 | 29.0 | 19.2 | 29.5 | 10.4 | 9.3 | 9.7 | 8.8 | 65 | 32 | 53 | W 1 | SW 2 | S 1 | $9^1$ | $8^1$ | $9^1$ | — | $\infty^0$ I |
| 3 | 13.0 | 14.7 | 15.8 | 14.8 | 26.8 | 16.2 | 27.2 | 12.0 | 9.4 | 9.9 | 8.7 | 75 | 37 | 64 | C 0 | S 4 | E 1 | $6^1$ | $1^1$ | 0 | — | $\infty^1$ I; cu de cord 2 |
| 4 | 14.8 | 14.1 | 15.8 | 16.6 | 28.2 | 17.6 | 29.5 | **9.5** | 8.5 | 8.7 | 7.9 | 61 | 30 | 51 | C 0 | SW 4 | SE 1 | $1^1$ | $1^1$ | 0 | — | $\infty^2$ I; cu de cord 2 |
| 5 | 17.1 | 15.4 | 14.8 | 14.6 | 27.8 | 17.0 | 29.8 | **9.5** | 8.8 | 9.1 | 7.0 | 69 | 33 | 48 | S 1 | SE 3 | SSW 1 | 0 | 0 | 0 | — | $\equiv^2$ I |
| 6 | 13.1 | **11.4** | 13.4 | 17.8 | 32.0 | 20.2 | 33.5 | 10.5 | 8.0 | 8.8 | 6.8 | 51 | **25** | 39 | C 0 | SW 3 | S 1 | 0 | 0 | 0 | — | $\infty^0$ I |
| 7 | 13.5 | 13.3 | 14.4 | 19.0 | 27.9 | 17.8 | 29.5 | 10.4 | 7.2 | 9.0 | 9.9 | 44 | 32 | 65 | C 0 | SW 4 | E 1 | 0 | $6^1$ | $1^1$ | — | cu de cord 2 |
| 8 | 15.8 | 13.8 | 14.6 | 18.0 | 29.0 | 18.0 | 29.9 | 12.0 | 9.8 | 10.2 | 8.2 | 64 | 34 | 53 | C 0 | SW 3 | S 3 | 0 | $1^1$ | $1^0$ | — | $\infty^1$ I |
| 9 | 14.8 | 13.3 | 13.6 | 19.0 | 29.8 | 19.8 | 31.5 | 11.5 | 9.4 | 8.2 | 8.0 | 57 | 26 | 46 | C 0 | S 3 | S 1 | $1^1$ | $1^1$ | 0 | — | $\infty^1$ I; cu de cord |
| 10 | 14.1 | 13.5 | 13.8 | 19.6 | 28.0 | 17.2 | 28.8 | 11.5 | 9.9 | 11.6 | 11.1 | 58 | 41 | 75 | C 0 | SW 4 | SE 1 | 0 | $1^2$ | 0 | — | $\infty^1$ 1 |
| 11 | 15.8 | 15.2 | 15.4 | 13.2 | 24.6 | 16.0 | 26.0 | 11.5 | 10.5 | 11.1 | 10.5 | 92 | 49 | 78 | WSW 1 | S 1 | SSE 1 | $10^1$ | $2^1$ | 0 | — | $\triangle^1$ an, $\equiv^1$ I; cu de co |
| 12 | 16.4 | 15.9 | 16.8 | 15.8 | 30.2 | 19.0 | 32.1 | 10.5 | 10.6 | 10.8 | 10.7 | 80 | 32 | 65 | C 0 | S 2 | SE 1 | 0 | $1^1$ | 0 | — | $\triangle^0$ an; $\infty^0$ I |
| 13 | 16.9 | 14.9 | 15.0 | 18.4 | 32.4 | 20.6 | **34.0** | 12.5 | 11.1 | 11.2 | 9.6 | 71 | 31 | 53 | C 0 | S 2 | S 1 | $1^1$ | $1^0$ | 0 | — | $\equiv^1$ I |
| 14 | 14.9 | 13.6 | 14.1 | 20.4 | 30.0 | 17.8 | 30.4 | 13.2 | 9.8 | 11.8 | 11.4 | 55 | 37 | 76 | SW 1 | WSW 3 | SW 2 | $2^1$ | $2^1$ | $1^0$ | — | $\square^1$ rojizos ESE 7p 30 |
| 15 | 15.5 | 14.4 | 14.6 | 14.4 | 25.8 | 17.8 | 27.5 | 13.5 | 11.3 | 12.3 | 11.4 | **93** | 50 | 76 | C 0 | SW 4 | SW 1 | $10^1$ | $1^2$ | 0 | — | $\equiv^2$ I; cu de cord 2 |
| 16 | 14.6 | 14.7 | 15.1 | 17.8 | 27.2 | 17.4 | 28.0 | 12.3 | 11.7 | **13.4** | 11.9 | 77 | 50 | 81 | C 0 | WSW 4 | S 1 | $1^0$ | $1^0$ | 0 | — | $\triangle^0$ an, $\equiv^0$ I |
| 17 | 14.6 | 13.4 | 14.1 | 16.0 | 28.8 | 18.4 | 29.5 | 12.0 | 12.1 | 13.2 | 10.9 | 89 | 45 | 68 | C 0 | W 3 | SW 2 | $10^1$ | $1^2$ | 0 | — | $\triangle^1$ an, $\equiv^0$ I; $\square^1$ roj |
| 18 | 14.1 | 13.4 | 14.7 | 17.4 | 28.8 | 17.6 | 30.0 | 11.5 | 10.6 | 9.4 | **6.4** | 72 | 32 | 43 | C 0 | SW 3 | SE 2 | $1^0$ | $1^2$ | 0 | — | $\triangle^0$ an, $\equiv^0$ I; cu de co |
| 19 | 14.9 | 14.6 | 15.6 | 16.8 | 27.4 | 17.4 | 28.5 | 9.9 | 6.8 | 9.5 | 9.1 | 48 | 35 | 62 | C 0 | WSW 3 | SW 2 | $1^0$ | $1^1$ | 0 | — | $\triangle^0$ an, $\equiv^0$ I |
| 20 | 15.1 | 13.2 | 13.8 | 17.2 | 28.8 | 19.0 | 30.0 | 11.2 | 9.6 | 10.9 | 8.5 | 65 | 37 | 52 | C 0 | S 3 | SSE 1 | 0 | $1^0$ | 0 | — | $\triangle^0$ an, $\equiv^0$ I; cu de c |
| 21 | 13.4 | 12.7 | 13.1 | 19.0 | 30.4 | 20.0 | 32.5 | 11.8 | 9.8 | 9.8 | 7.3 | 60 | 30 | 42 | C 0 | S 3 | SW 1 | 0 | $1^0$ | 0 | — | $\infty^1$ I |
| 22 | 14.0 | 12.7 | 13.4 | 19.2 | 31.8 | 19.2 | 32.0 | 12.0 | 9.2 | 10.0 | 7.0 | 56 | 29 | 43 | C 0 | SE 3 | SE 1 | $1^0$ | $1^1$ | 0 | — | $\equiv^0$ I |
| 23 | 13.6 | 12.8 | 12.6 | 18.2 | 30.6 | 19.6 | 32.5 | 12.0 | 9.2 | 9.1 | 9.9 | 59 | 28 | 59 | C 0 | SW 3 | SW 1 | $2^1$ | $1^0$ | 0 | — | $\equiv^0$ I |
| 24 | 14.4 | 13.9 | 13.6 | 18.8 | 30.1 | 19.8 | 31.0 | 12.5 | 10.9 | 10.8 | 11.2 | 68 | 34 | 66 | C 0 | WSW 4 | SE 1 | $3^1$ | $1^0$ | $1^0$ | — | $\equiv^1$ I |
| 25 | 14.4 | 14.4 | 14.6 | 19.4 | 30.2 | 20.2 | 31.4 | 13.0 | 10.0 | 10.5 | 9.4 | 60 | 33 | 53 | C 0 | WSW 4 | SW 2 | $1^0$ | $1^2$ | 0 | — | $\equiv^0$ I |
| 26 | 14.1 | 13.0 | 13.9 | 19.8 | 31.0 | 18.8 | 31.7 | 13.2 | 10.5 | 8.9 | 6.5 | 61 | 27 | 40 | S 1 | SW 3 | SE 1 | 0 | $1^2$ | 0 | — | $\infty^1$ I |
| 27 | 13.6 | 13.2 | 13.7 | 18.4 | 29.8 | 18.0 | 31.0 | 10.7 | 8.0 | 8.6 | 9.9 | 51 | 28 | 65 | C 0 | SW 3 | SSE 1 | $1^0$ | $1^1$ | $1^0$ | — | $\equiv^0$ I; cu de cord 2 |
| 28 | 13.8 | 13.4 | 13.9 | 15.8 | 26.8 | 14.8 | 27.6 | 11.0 | 10.4 | 11.3 | 8.9 | 78 | 43 | 71 | C 0 | SW 4 | SE 1 | $1^0$ | $1^1$ | 0 | — | $\triangle^0$ an, $\equiv^1$ I |
| 29 | 15.1 | 14.1 | 15.8 | 14.6 | 25.4 | 15.6 | 26.4 | 10.5 | 10.5 | 11.6 | 10.5 | 85 | 48 | 80 | SW 1 | SW 5 | SSW 1 | $2^0$ | $1^1$ | 0 | — | $\equiv^1$ I; cu de cord 2 |
| 30 | 16.0 | 15.8 | 16.0 | 14.4 | 26.6 | 18.6 | 28.5 | 12.2 | 10.6 | 10.6 | 11.0 | 87 | 41 | 69 | C 0 | WSW 4 | ESE 1 | $10^1$ | $1^1$ | 0 | — | $\equiv^0$ I |
| 31 | 17.7 | 17.2 | **18.5** | 16.4 | 29.4 | 17.4 | 30.0 | 12.0 | 11.1 | 10.6 | 10.1 | 80 | 35 | 68 | C 0 | WSW 4 | SW 1 | $1^0$ | $1^1$ | $2^1$ | — | $\triangle^0$ an, $\equiv^1$ I |
| Pro. Mit. | 14.7 | 13.9 | 14.5 | 17.3 | 28.8 | 18.2 | 30.0 | 11.5 | 9.8 | 10.4 | 9.2 | 68 | 36 | 60 | 0.2 | 3.2 | 1.2 | 2.5 | 1.4 | 0.5 | — | |

**SAN FERNANDO** (H = 335 m) **ENERO 1912** φ = 34° 35′ S λ = 71° 04′ W $C_g$ = —0

| | | | | | | | | | | | | | | | | | | | | | | |
|---|---|---|---|---|---|---|---|---|---|---|---|---|---|---|---|---|---|---|---|---|---|---|
| 1 | 28.5 | 27.9 | 28.5 | 14.2 | 24.9 | 18.2 | 26.0 | 9.5 | 9.5 | 12.7 | 9.6 | 79 | 55 | 62 | S 2 | S 1 | C 0 | 1 | 1 | 0 | — | $\triangle$ an |
| 2 | 27.8 | 27.8 | **26.9** | 15.9 | 26.1 | 18.8 | 27.0 | 11.0 | 9.9 | 12.5 | 11.5 | 74 | 50 | 71 | S 3 | SW 2 | C 0 | 3 | 4 | 10 | — | $\triangle$ an |
| 3 | 28.9 | 29.8 | 31.0 | 16.1 | 26.6 | 15.8 | 27.3 | 13.8 | 11.9 | 10.9 | 8.7 | 87 | 42 | 64 | S 2 | SW 2 | SW 2 | 10 | 1 | 0 | — | $\triangle$ an |
| 4 | 30.3 | 30.6 | 31.9 | 14.4 | 24.3 | 17.0 | 24.7 | 11.5 | 9.3 | 9.1 | 8.7 | 76 | 40 | 56 | S 4 | SW 4 | SW 4 | 0 | 0 | 0 | — | $\triangle$ an |
| 5 | 33.9 | 32.1 | 30.8 | 14.6 | 23.6 | 16.2 | 24.0 | **9.1** | 8.9 | **5.7** | 6.2 | 72 | **27** | 45 | SW 4 | SW 3 | SW 4 | 0 | 0 | 0 | — | $\triangle$ an |
| 6 | 28.6 | 27.0 | 27.9 | 13.2 | 28.4 | 19.4 | 28.5 | **9.1** | 7.7 | 11.9 | 10.0 | 68 | 41 | 60 | S 3 | S 3 | C 0 | 0 | 0 | 0 | — | $\triangle$ an |
| 7 | 28.3 | 28.7 | 28.8 | 17.7 | 25.6 | 20.4 | 28.0 | 10.7 | 9.4 | 12.3 | 9.4 | 62 | 50 | 53 | S 3 | S 3 | C 0 | 0 | 9 | 0 | — | $\triangle$ an |
| 8 | 31.5 | 29.9 | 29.0 | 15.6 | 24.4 | 18.4 | 25.0 | 12.0 | 10.0 | 10.5 | 11.5 | 76 | 47 | 73 | S 3 | S 3 | SW 1 | 0 | 1 | 0 | — | $\triangle$ an |
| 9 | 29.8 | 28.3 | 28.3 | 20.6 | 29.5 | 19.8 | 30.5 | 12.0 | 10.3 | 11.6 | 11.2 | 57 | 37 | 65 | S 1 | SW 2 | C 0 | 0 | 1 | 0 | — | $\triangle$ an |
| 10 | 29.2 | 29.3 | 29.4 | 17.6 | 26.8 | 18.4 | 27.5 | 12.4 | 10.8 | 13.6 | 11.1 | 72 | 52 | 70 | C 0 | SW 2 | SW 2 | 0 | 1 | 0 | — | $\triangle$ an |
| 11 | 32.1 | 31.7 | 31.2 | 14.2 | 18.4 | 17.2 | 20.5 | 11.7 | 11.2 | 12.4 | 10.8 | **94** | 79 | 74 | C 0 | C 0 | C 0 | 10 | 10 | 10 | — | $\triangle$ an |
| 12 | 32.1 | 32.5 | 31.8 | 17.4 | 26.8 | 17.8 | 27.8 | 13.1 | 12.4 | 13.6 | 12.4 | 84 | 52 | 82 | S 2 | S 2 | C 0 | 0 | 0 | 0 | — | $\triangle$ an; $\square^2$ (varios poc |
| 13 | 32.0 | 29.9 | 29.7 | 19.5 | 30.4 | 19.0 | **31.0** | 14.2 | 12.1 | 11.3 | 10.0 | 72 | 35 | 61 | S 3 | S 3 | C 0 | 0 | 0 | 0 | — | $\triangle$ an [cue |
| 14 | 30.9 | 28.2 | 29.3 | 20.1 | 30.0 | 18.0 | 30.4 | 14.0 | 12.2 | 11.6 | 11.7 | 70 | 37 | 76 | S 1 | S 3 | SW 4 | 0 | 0 | 0 | — | $\triangle$ an; $\square$ (varios po |
| 15 | 30.9 | 30.3 | 30.1 | 16.0 | 20.4 | 16.4 | 23.4 | 14.0 | 12.2 | 13.9 | 13.0 | 90 | 78 | **94** | ENE 2 | C 0 | C 0 | 10 | 10 | 0 | — | $\triangle$ an [cue |
| 16 | 30.4 | 29.8 | 29.5 | 16.9 | 25.6 | 19.2 | 27.0 | 13.0 | 13.0 | 15.0 | 12.8 | 91 | 62 | 77 | S 2 | S 2 | SW 1 | 10 | 9 | 0 | — | $\triangle$ an; $\square$ (varios muy |
| 17 | 29.9 | 27.9 | 29.3 | 18.5 | 27.8 | 19.6 | 28.0 | 13.0 | 13.2 | 12.9 | 10.2 | 83 | 46 | 60 | S 1 | S 1 | C 0 | 0 | 0 | 0 | — | $\triangle$ an; $\square$ (varios) |
| 18 | 29.2 | 29.0 | 29.5 | 15.0 | 26.9 | 18.3 | 27.6 | 12.0 | 7.9 | 11.5 | 8.7 | 62 | 44 | 56 | S 3 | SW 2 | C 0 | 0 | 1 | 0 | — | $\triangle$ an |
| 19 | 30.8 | 30.3 | 31.2 | 13.2 | 25.2 | 17.0 | 25.2 | 11.2 | 9.2 | 10.9 | 9.6 | 82 | 46 | 67 | S 3 | S 2 | C 0 | 2 | 0 | 0 | — | $\triangle$ an |
| 20 | 31.2 | 29.3 | 29.3 | 15.4 | 24.2 | 18.4 | 25.2 | 12.0 | 11.0 | 11.3 | 7.2 | 85 | 50 | 46 | S 4 | S 3 | SW 2 | 0 | 0 | 0 | — | $\triangle$ an |
| 21 | 29.7 | 28.5 | 28.5 | 15.4 | 26.2 | 17.6 | 26.8 | 11.0 | 9.3 | 10.3 | 9.4 | 71 | 41 | 63 | S 3 | S 4 | S 2 | 0 | 0 | 0 | — | $\triangle$ an |
| 22 | 28.4 | 28.0 | 28.5 | 15.8 | 28.0 | 20.5 | 28.5 | 13.0 | 9.2 | 10.8 | 8.2 | 63 | 39 | 46 | S 3 | S 2 | C 0 | 0 | 0 | 0 | — | $\triangle$ an; $\square$ al E 3 |
| 23 | 28.1 | 28.5 | 28.0 | 17.8 | 29.0 | 19.7 | 29.4 | 14.0 | 10.7 | 10.4 | 10.4 | 70 | 35 | 61 | S 3 | S 2 | C 0 | 0 | 0 | 0 | — | $\triangle$ an; $\square$ al E 3 |
| 24 | 29.7 | 29.3 | 29.3 | 20.9 | 30.2 | 20.3 | 30.5 | 13.6 | 11.4 | 12.2 | 11.2 | 63 | 38 | 63 | C 0 | S 2 | C 0 | 0 | 0 | 0 | — | $\triangle$ an; $\square$ al ENE 3 |
| 25 | 30.7 | 30.4 | 30.7 | 16.5 | 27.3 | 20.0 | 27.7 | 13.5 | 11.1 | 12.2 | 8.7 | 79 | 75 | 50 | S 3 | S 2 | C 0 | 0 | 0 | 0 | — | $\triangle$ an; $\square$ al E 3 |
| 26 | 30.3 | 27.8 | 29.8 | 16.0 | 28.5 | 18.0 | 28.8 | 11.8 | 9.4 | 12.3 | 9.3 | 69 | 43 | 61 | S 3 | S 2 | C 0 | 0 | 0 | 0 | — | $\triangle$ an |
| 27 | 29.6 | 28.7 | 29.0 | 16.6 | 28.2 | 18.6 | 29.3 | 9.7 | 9.2 | 10.7 | 9.9 | 66 | 38 | 62 | S 1 | S 2 | C 0 | 0 | 1 | 0 | — | $\triangle$ an |
| 28 | 29.2 | 28.8 | 28.9 | 15.2 | 27.4 | 18.2 | 29.2 | 10.8 | 10.2 | 10.9 | 10.9 | 80 | 40 | 70 | SW 2 | SW 3 | C 0 | 0 | 0 | 0 | — | $\triangle$ an |
| 29 | 30.3 | 29.7 | 26.3 | 15.3 | 26.0 | 15.2 | 27.2 | 11.2 | 11.3 | 11.4 | 10.1 | 87 | 46 | 79 | SW 1 | SW 3 | C 0 | 0 | 0 | 0 | — | $\triangle$ an |
| 30 | 32.2 | 31.8 | 31.2 | 15.0 | 26.2 | 19.9 | 26.9 | 12.3 | 11.6 | 14.8 | 12.6 | 91 | 59 | 73 | C 0 | SW 1 | C 0 | 10 | 0 | 0 | — | $\triangle$ an |
| 31 | 33.0 | 32.8 | **34.4** | 19.2 | 28.2 | 18.0 | 29.7 | 13.5 | 11.7 | 13.7 | 9.8 | 71 | 49 | 63 | C 0 | SW 2 | SW 2 | 0 | 0 | 0 | — | $\triangle$ an |
| Pro. Mit. | 30.2 | 29.5 | 29.6 | 16.4 | 26.5 | 18.4 | 27.4 | 12.1 | 10.6 | 11.8 | 10.1 | 76 | 48 | 65 | 2.1 | 2.2 | 0.8 | 1.8 | 1.6 | 0.6 | — | |

Barómetro reducido a 0° C y a gravedad normal.

Barometer reduciert auf 0°C und Normal

(1) $\infty^0$ I; cu de cord 2 (2 al SE; cu de cord 2 (3) cuentes 3

**NTIAGO** (H = 520 m) **ENERO 1912** $\varphi = 33° 27' S$ $\lambda = 70° 42' W$ $h_a = 11.1$ m

| emp. a la ntemp. Temp. n Freien | | Velocidad del viento Windgeschwindigkeit | | | | | | | Nubes (clase y dirección) Wolken (Art und Richtung) | | | Agua caída Niederschlag | | | Evaporación Verdunstung | | | |
|---|---|---|---|---|---|---|---|---|---|---|---|---|---|---|---|---|---|---|
| | | m/minuto | | | km | | | | | | | mm | | | mm | | | |
| ax. | Min. | 7a | 2p | 9p | 9p-7a | 7a-2p | 2p-9p | 7a-7a | k/1h | 7a | 2p | 9p | 7a | 2p | 9p | 7a | 2p | 9p | 7a-7a |
| 3.5 | 9.5 | 0 | 210 | 0 | 18.9 | 66.6 | 75.1 | **135.2** | **5.6** | str S | cu-ca | | — | — | — | 0.2 | 1.6 | 1.6 | 2.7 |
| 4.0 | 8.0 | 70 | 200 | 102 | 16.8 | 63.1 | 68.1 | 158.5 | 6.6 | str | str S, ci-str NW | cu-ni NW | — | — | — | 0.4 | 1.6 | 1.6 | 3.6 |
| 1.5 | 10.0 | 0 | 255 | 56 | 26.5 | 76.2 | 74.8 | 157.7 | 6.6 | a-cu, ci-cu | cu W | | — | — | — | 0.4 | 1.4 | 1.4 | 3.6 |
| 3.0 | 7.5 | 0 | 248 | 70 | 10.4 | 61.8 | 76.0 | 161.4 | 6.7 | str S | | | — | — | — | 0.2 | 1.6 | 1.8 | 3.0 |
| 2.4 | **7.0** | 123 | 175 | 70 | 28.3 | 60.1 | 63.9 | 166.1 | 6.9 | | | | — | — | — | 0.4 | 1.4 | 1.6 | 3.8 |
| **6.4** | 8.0 | 0 | 200 | 128 | 12.7 | 60.8 | 73.2 | 136.7 | 5.7 | | | | — | — | — | 0.4 | 2.0 | 2.1 | 3.4 |
| 5.0 | 8.5 | 0 | 268 | 90 | 18.6 | 66.9 | 72.3 | 152.6 | 6.4 | | str S, ci-str NW | str S | — | — | — | 0.4 | 2.0 | 1.4 | **4.5** |
| 4.0 | 10.0 | 0 | 185 | 118 | 15.6 | 69.7 | 72.7 | 154.8 | 6.4 | | cu-ca | cu | — | — | — | 0.4 | 1.5 | 1.7 | 3.8 |
| 4.5 | 9.5 | 0 | 183 | 70 | 15.9 | 61.1 | 72.7 | 158.3 | 6.6 | str S | | | — | — | — | 0.3 | 2.0 | 1.8 | 3.5 |
| 2.8 | 9.5 | 0 | 229 | 63 | 23.8 | 69.6 | 80.9 | 157.6 | 6.6 | | cu-ca | | — | — | — | 0.4 | 1.4 | 1.6 | 4.2 |
| 9.0 | 10.0 | 118 | 200 | 49 | 44.3 | 74.4 | 73.8 | 194.8 | 8.1 | str | str-cu NW | | — | — | — | 0.3 | 0.4 | 1.1 | 3.3 |
| 4.5 | 8.5 | 0 | 146 | 90 | 22.1 | 58.1 | 74.9 | 170.3 | 7.1 | | cu S | | – | — | — | 0.1 | 1.2 | 1.7 | **1.6** |
| 6.3 | 10.5 | 0 | 179 | 102 | 14.8 | 60.8 | 69.9 | 147.8 | 6.2 | str | str-cu | | — | — | — | 0.3 | 1.6 | 1.7 | 3.2 |
| 5.5 | 11.0 | 70 | 220 | 133 | 18.6 | 72.2 | 77.6 | 149.3 | 6.2 | cu, str-cu NW | cu NE, str-cu NW | str-cu NW | — | — | — | 0.3 | 2.0 | 1.2 | 3.8 |
| 2.5 | 11.5 | 0 | 278 | 56 | 53.6 | 64.0 | 69.6 | 203.4 | **8.5** | str | cu | | — | — | — | 0.0 | 0.7 | 1.1 | 3.2 |
| 3.5 | 10.4 | 0 | 255 | 78 | 16.9 | 78.9 | 76.2 | 150.5 | 6.3 | str S | cu, str-cu NE | | — | — | — | 0.2 | 1.0 | 1.1 | 2.0 |
| 4.4 | 10.5 | 0 | 198 | 128 | 13.4 | 65.6 | 78.8 | 168.5 | 7.0 | str S | cu NW | | — | — | — | 0.1 | 1.0 | 1.4 | 2.2 |
| 3.5 | 9.5 | 0 | 193 | 150 | 22.5 | 64.2 | 80.9 | 166.9 | 7.0 | str | cu SE | | — | — | — | 0.2 | 1.4 | 1.6 | 2.6 |
| 2.4 | 7.5 | 0 | 210 | 133 | 16.1 | 76.4 | 68.0 | 161.2 | 6.7 | str S | cu NE | | — | — | — | 0.4 | 1.4 | 1.7 | 3.4 |
| 3.2 | 9.5 | 0 | 200 | 112 | 29.7 | 63.0 | 65.3 | 174.1 | 7.3 | | cu | | — | — | — | 0.3 | 1.2 | 1.6 | 3.4 |
| 5.0 | 9.8 | 0 | 215 | 96 | 15.5 | 59.3 | 72.3 | 143.8 | 6.0 | | | | — | — | — | 0.3 | 1.9 | 2.0 | 3.1 |
| 5.5 | 10.0 | 0 | 183 | 78 | 16.2 | 59.9 | 72.5 | 147.8 | 6.2 | str S | cu | | — | — | — | 0.4 | 1.8 | 2.0 | 4.3 |
| 5.3 | 10.0 | 0 | 244 | 118 | 9.2 | 60.5 | 67.5 | 141.6 | 5.9 | str S | cu | | — | — | — | 0.3 | 1.8 | 1.8 | 4.1 |
| 4.0 | 10.0 | 0 | 229 | 113 | 8.9 | 70.5 | 74.9 | 136.9 | 5.7 | str S | cu | | — | — | — | 0.3 | 1.7 | 1.6 | 3.9 |
| 4.5 | 10.5 | 0 | 288 | 133 | 16.2 | 60.0 | 76.1 | 161.6 | 6.7 | str S | cu | | — | — | — | 0.4 | 1.4 | 1.8 | 3.7 |
| 4.8 | 11.0 | 90 | 227 | 70 | 13.1 | 61.4 | 69.9 | 149.2 | 6.2 | | cu-ca NE | | — | — | — | 0.4 | 1.6 | 1.9 | 3.6 |
| 4.5 | 8.5 | 0 | 215 | 63 | 29.3 | 63.3 | 78.0 | 160.6 | 6.7 | str S | str-cu NW | ci-str SW | — | — | — | 0.3 | 1.8 | 1.6 | 3.8 |
| 1.0 | 9.0 | 0 | 240 | 56 | 9.2 | 75.7 | 73.7 | 150.5 | 6.3 | str | cu-ca NE | | — | — | — | 0.2 | 1.4 | 1.2 | 3.6 |
| 9.0 | 8.5 | 84 | **314** | 108 | 19.4 | 80.9 | 80.4 | 168.8 | 7.0 | | cu-ca | | — | — | — | 0.2 | 1.0 | 1.0 | 2.8 |
| 1.5 | 10.0 | 0 | 255 | 56 | 41.7 | 68.4 | 68.3 | **203.9** | **8.5** | str | cu-ca, ci-str S | | — | — | — | 0.2 | 0.9 | 1.3 | 2.2 |
| 2.8 | 10.0 | 0 | 245 | 128 | 11.8 | 70.4 | 80.8 | 148.5 | 6.2 | str | | ci-str NW | — | — | — | 0.2 | 1.5 | 1.4 | 2.4 |
| 3.6 | 9.5 | 18 | 222 | 91 | 20.3 | 66.6 | 73.5 | 159.3 | 6.6 | | | | — | — | — | 8.9 | 45.2 | 48.6 | 102.3 |

**SAN FERNANDO** (H = 335 m) **ENERO 1912** $\varphi = 34° 35' S$ $\lambda = 71° 04' W$ $h_a = —$

| | | | | | | | | | | | | | | | | | | |
|---|---|---|---|---|---|---|---|---|---|---|---|---|---|---|---|---|---|---|
| | | | | | | | | | ci | cu | | — | — | — | | | | |
| | | | | | | | | | ci-str | ci-str | str | — | — | — | | | | |
| | | | | | | | | | fr-cu | cu | | — | — | — | | | | |
| | | | | | | | | | | | | — | — | — | | | | |
| | | | | | | | | | | | | — | — | — | | | | |
| | | | | | | | | | | | | — | — | — | | | | |
| | | | | | | | | | | a-str | | — | — | — | | | | |
| | | | | | | | | | | fr-cu | | — | — | — | | | | |
| | | | | | | | | | | cu | | — | — | — | | | | |
| | | | | | | | | | | cu | | — | — | — | | | | |
| | | | | | | | | | str | str | str | — | — | — | | | | |
| | | | | | | | | | | | | — | — | — | | | | |
| | | | | | | | | | | | | — | — | — | | | | |
| | | | | | | | | | | | | — | — | — | | | | |
| | | | | | | | | | | | | — | — | — | | | | |
| | | | | | | | | | str | str | | — | — | — | | | | |
| | | | | | | | | | str | cu-ni | | — | — | — | | | | |
| | | | | | | | | | | | | — | — | — | | | | |
| | | | | | | | | | | cu | | — | — | — | | | | |
| | | | | | | | | | a-cu | | | — | — | — | | | | |
| | | | | | | | | | | | | — | — | — | | | | |
| | | | | | | | | | | | | — | — | — | | | | |
| | | | | | | | | | | | | — | — | — | | | | |
| | | | | | | | | | | | | — | — | — | | | | |
| | | | | | | | | | | | | — | — | — | | | | |
| | | | | | | | | | | | | — | — | — | | | | |
| | | | | | | | | | | | | — | — | — | | | | |
| | | | | | | | | | | | | — | — | — | | | | |
| | | | | | | | | | | | | — | — | — | | | | |
| | | | | | | | | | | fr-cu | | — | — | — | | | | |
| | | | | | | | | | | | | — | — | — | | | | |
| | | | | | | | | | | | | — | — | — | | | | |
| | | | | | | | | | str | | | — | — | — | | | | |
| | | | | | | | | | | | | — | — | — | | | | |
| | | | | | | | | | | | | — | — | — | | | | |

Las observaciones se efectuaron según hora oficial de Chile (75° de long).

Alle Beobachtungen nach chilenischer Einheitszeit (75° Länge).

**TALCA** (H = 100 m) **ENERO 1912** φ = 35° 25′ S λ = 71° 47′ W Cg =

| Día Tag | Barómetro Barometer 700 mm + | | | Temperatura del aire Lufttemperatur C° | | | | | Humedad absoluta Absolute Feuchtigkeit mm | | | Humedad relativa Relative Feuchtigkeit % | | | Dirección y fuerza del viento Richtung und Stärke des Windes 0—12 B | | | | | | Nebulosidad Bewölkung 0—10 | | | Agua caída Niederschlag mm | Notas Bemerkungen |
|---|---|---|---|---|---|---|---|---|---|---|---|---|---|---|---|---|---|---|---|---|---|---|---|---|---|
| | 7a | 2p | 9p | 7a | 2p | 9p | Max. | Min. | 7a | 2p | 9p | 7a | 2p | 9p | 7a | | 2p | | 9p | | 7a | 2p | 9p | 7a-7a | |
| 1 | 50.5 | 48.9 | 49.2 | 19.0 | 27.0 | 18.8 | 28.0 | **8.5** | 9.7 | 9.2 | 9.3 | 59 | 35 | 51 | C | 0 | C | 0 | S | 1 | 0 | 0 | 3 | — | |
| 2 | 49.0 | 48.3 | **48.0** | 18.0 | 28.0 | 19.4 | 30.0 | 11.0 | 10.6 | 9.2 | 8.5 | 69 | 33 | 57 | C | 0 | C | 0 | S | 1 | 4 | 4 | 3 | — | |
| 3 | *50.3* | *50.3* | *52.2* | *17.0* | *27.0* | *16.8* | *29.0* | *13.0* | *10.1* | *11.1* | *8.8* | *70* | *43* | *62* | S | 2 | SW | 3 | SE | 1 | 4 | 3 | 0 | — | |
| 4 | 52.5 | 51.8 | 54.1 | 17.5 | 26.2 | 16.4 | 28.5 | 10.0 | 8.0 | 8.5 | 7.7 | 53 | 33 | 55 | SW | 3 | S | 4 | S | 2 | 0 | 0 | 0 | — | |
| 5 | 55.1 | 54.1 | 52.7 | 17.1 | 25.3 | 18.0 | 27.5 | 10.5 | 7.6 | **6.3** | 7.2 | 52 | 26 | 47 | S | 3 | S | 4 | S | 2 | 0 | 0 | 0 | — | |
| 6 | 50.4 | 47.8 | 49.0 | 18.5 | 29.0 | 19.0 | 32.0 | 10.0 | 10.2 | 10.8 | 7.8 | 64 | 36 | 48 | S | 1 | C | 0 | C | 0 | 0 | 0 | 0 | — | |
| 7 | 50.4 | 49.8 | 50.4 | 19.8 | 27.8 | 20.7 | 28.5 | 11.0 | 9.4 | 9.9 | 10.0 | 55 | 36 | 55 | SSE | 1 | S | 2 | S | 3 | 2 | 10[1] | 10[2] | — | |
| 8 | 53.2 | 50.8 | 49.6 | 17.0 | 27.6 | 23.4 | 30.5 | 12.0 | 8.0 | 9.9 | 9.6 | 55 | 36 | 45 | S | 1 | S | 1 | S | 1 | 0 | 2 | 0 | — | |
| 9 | 51.0 | 49.0 | 48.6 | 18.5 | 31.2 | 25.0 | 33.0 | 13.0 | 7.7 | 10.6 | 10.6 | 49 | 31 | 45 | C | 0 | C | 0 | C | 0 | 0 | 2 | 0 | — | [1] (varios) rojizos a |
| 10 | 50.4 | 49.6 | 50.4 | 21.6 | 31.5 | 21.0 | 33.0 | 15.5 | 10.0 | 10.7 | 11.9 | 52 | 31 | 64 | C | 0 | N | 1 | N | 1 | 0 | 0 | 0 | — | [los al SSE |
| 11 | 51.5 | 52 8 | 52.6 | 18.6 | 20.2 | 18.7 | 21.5 | 13.0 | 11.7 | 11.2 | 11.9 | 73 | 64 | 74 | NW | 1 | C | 0 | C | 0 | 2 | 10[2] | 10 | — | |
| 12 | 53.8 | 52.6 | 52.4 | 20.0 | 30.0 | 22.2 | 32.0 | 16.0 | 12.1 | 12.4 | 11.2 | 70 | 39 | 56 | S | 2 | SSE | 2 | C | 0 | 2 | 0 | 0 | — | |
| 13 | 53.3 | 50.8 | 49.7 | 21.0 | 33.2 | 23.6 | 35.0 | 13.5 | 11.1 | 10.8 | 12.6 | 60 | 29 | 58 | C | 0 | SE | 1 | C | 0 | 0 | 0 | 0 | — | |
| 14 | 50.7 | 48.7 | 49.9 | 22.0 | 31.0 | 19.2 | 32.5 | 15.0 | 13.0 | 13.0 | 12.0 | 66 | 39 | 72 | C | 0 | NW | 1 | N | 1 | 0 | 0 | 0 | — | [2] (varios) azulejos |
| 15 | 52.1 | 50.4 | 50.8 | 19.6 | 25.8 | 20.2 | 28.0 | 15.5 | 12.2 | 13.1 | 11.7 | 72 | 53 | 67 | C | 0 | S | 2 | C | 0 | 10[1] | 3 | 0 | — | [nuos al SSE |
| 16 | 51.1 | 50.3 | 50.0 | 19.8 | 31.8 | 23.0 | 32.0 | 15.0 | 11.9 | 11.8 | 12.6 | 69 | 34 | 60 | C | 0 | S | 2 | C | 0 | 0 | 2 | 0 | — | [2] (varios) rojizos, |
| 17 | 50.6 | 49.0 | 50.0 | 21.6 | 31.2 | 20.4 | 33.0 | 13.5 | 13.3 | 11.5 | 8.5 | 69 | 34 | 48 | C | 0 | S | 1 | C | 0 | 0 | 0 | 0 | — | [1] (varios) rojizos de |
| 18 | 51.0 | 50.0 | 51.0 | 18.2 | 29.0 | 18.4 | 30.5 | 11.5 | 8.6 | 9.7 | 7.3 | 55 | 33 | 46 | S | 1 | S | 1 | S | 1 | 0 | 0 | 0 | — | |
| 19 | 53.3 | 51.2 | 52.8 | 16.6 | 28.0 | 18.0 | 30.0 | 10.5 | 10.9 | 10.7 | 11.8 | 77 | 38 | 76 | C | 0 | S | 1 | S | 1 | 0 | 4 | 0 | — | |
| 20 | 52.6 | 50.7 | 50.9 | 18.6 | 27.2 | 19.0 | 28.5 | 12.5 | 10.9 | 8.5 | 8.2 | 68 | 32 | 50 | S | 2 | S | 2 | C | 0 | 2 | 0 | 0 | — | |
| 21 | 51.6 | 48.6 | 49.6 | 15.2 | 29.0 | 20.6 | 31.0 | 11.0 | 7.3 | 8.5 | 8.4 | 56 | 28 | 46 | C | 0 | S | 1 | C | 0 | 0 | 0 | 0 | — | |
| 22 | 51.4 | 48.9 | 49.4 | 17.4 | 31.4 | 22.0 | 33.0 | 12.0 | 11.3 | 9.0 | 9.8 | 76 | 26 | 50 | C | 0 | C | 0 | S | 1 | 0 | 2 | 0 | — | [2] (varios) azul cele |
| 23 | 50.7 | 49.7 | 48.4 | 19.2 | 32.6 | 23.2 | 33.5 | 12.5 | 10.2 | 9.6 | 11.4 | 63 | 26 | 54 | C | 0 | S | 1 | S | 1 | 0 | 0 | 0 | — | [0] (varios) rojizos, cc |
| 24 | 50.7 | 49.9 | 50.6 | 20.4 | 32.6 | 21.4 | 35.0 | 14.0 | 11.4 | 12.7 | 10.1 | 64 | 35 | 53 | C | 0 | SE | 1 | SW | 2 | 0 | 0 | 0 | — | [0] (varios) rojizos de |
| 25 | 51.4 | 51.2 | 51.4 | 19.2 | 30.0 | 20.8 | 31.5 | 13.0 | 12.9 | 10.0 | **6.3** | **94** | 32 | 35 | C | 0 | S | 1 | S | 1 | 0 | 0 | 0 | — | [0] (varios) azul cel |
| 26 | 51.3 | 49.8 | 50.2 | 18.8 | 30.6 | 22.6 | 32.0 | 11.5 | 10.1 | 10.1 | 9.7 | 52 | 31 | 48 | S | 1 | C | 0 | C | 0 | 0 | 0 | 0 | — | [1] (varios) azul celes |
| 27 | 50.1 | 48.6 | 49.0 | 19.7 | 32.8 | 23.8 | 35.0 | 11.5 | 11.4 | 9.2 | **13.7** | 67 | **25** | 62 | C | 0 | S | 1 | C | 0 | 0 | 2 | 0 | — | [en cuando al E |
| 28 | 52.1 | 48.8 | 48.7 | 20.0 | 33.0 | 21.8 | 35.0 | 12.5 | 8.4 | 9.4 | 10.4 | 48 | **25** | 54 | S | 1 | C | 0 | C | 0 | 0 | 0 | 0 | — | |
| 29 | 51.4 | 49.7 | 51.7 | 21.4 | 29.2 | 20.6 | 31.0 | 12.0 | 10.9 | 12.6 | 11.5 | 57 | 42 | 64 | C | 0 | N | 2 | S | 1 | 0 | 3 | 8 | — | |
| 30 | 52.0 | 51.5 | 52.1 | 18.8 | 32.2 | 21.4 | 33.5 | 13.0 | 12.2 | 9.8 | 12 0 | 75 | 27 | 63 | S | 1 | C | 0 | S | 1 | 0 | 0 | 0 | — | |
| 31 | 54.0 | 53.2 | **55.2** | 18.6 | 29.2 | 28.1 | 30.5 | 12.5 | 11.5 | 11.0 | 9.1 | 72 | 36 | 59 | SW | 1 | WSW | 4 | S | 1 | 2 | 1[1] | 0 | — | |
| Pro. Mit. | 51.6 | 50.2 | 50.7 | 19.0 | 29.4 | 20.6 | 31.1 | 12.5 | 10.5 | 10.3 | 10.1 | 64 | 34 | 56 | | 0.7 | | 1.3 | | 0.7 | 0.9 | 1.5 | 1.1 | — | |

**PUNTA CARRANZA** (H = 30 m) **ENERO 1912** φ = 35° 36′ S λ = 72° 38′ W Cg =

| | | | | | | | | | | | | | | | | | | | | | | | | | |
|---|---|---|---|---|---|---|---|---|---|---|---|---|---|---|---|---|---|---|---|---|---|---|---|---|---|
| 1 | 55.0 | 54.9 | 54.9 | 15.2 | 17.0 | 14.0 | 17.0 | 10.2 | 10.1 | 11.5 | 10.6 | 79 | 80 | 90 | S | 4 | S | 6 | S | 4 | 2 | 2 | 4 | — | |
| 2 | **53.7** | 54.7 | 54.0 | 15.4 | 16.8 | 13.8 | 17.1 | 10.0 | 11.0 | 12.5 | 10.4 | 85 | 88 | 90 | S | 3 | S | 3 | S | 6 | 3 | 4 | 7 | — | |
| 3 | 55.2 | 56.7 | 57.8 | 14.8 | 17.2 | 13.4 | 17.3 | 10.2 | 11.1 | 12.8 | 10.7 | 89 | 88 | 94 | S | 3 | S | 3 | S | 4 | 2 | 0 | 0 | — | |
| 4 | 57.5 | 58.1 | 60.0 | 14.8 | 16.2 | 13.4 | 16.3 | 10.0 | 10.9 | 10.3 | 9.9 | 87 | 75 | 87 | S | 5 | S | 6 | S | 6 | 0 | 2 | 0 | — | |
| 5 | **61.2** | 59.2 | 58.0 | 15.0 | 15.2 | 12.8 | 15.3 | 10.0 | 8.4 | **8.3** | 8.7 | 66 | **64** | 80 | S | 4 | S | 10 | S | 3 | 0 | 0 | 0 | — | |
| 6 | 54.7 | 54.2 | 54.5 | 15.8 | 15.8 | 13.0 | 17.2 | 10.5 | 9.2 | 10.8 | 10.1 | 68 | 81 | 91 | S | 3 | S | 3 | S | 7 | 0 | 0 | 0 | — | |
| 7 | 55.0 | 54.3 | 54.7 | 14.6 | 16.0 | 13.6 | 16.2 | 10.6 | 9.4 | 10.7 | 10.0 | 76 | 79 | 87 | S | 7 | S | 8 | S | 8 | 0 | 10 | 8 | — | |
| 8 | 58.4 | 57.1 | 55.8 | 13.6 | 15.8 | 13.4 | 16.0 | 10.0 | 9.7 | 9.5 | 9.6 | 85 | 71 | 85 | S | 7 | S | 7 | S | 5 | 0 | 0 | 0 | — | |
| 9 | 55.9 | 54.9 | 54.2 | 17.0 | 19.6 | 13.8 | 19.8 | 11.2 | 11.5 | 11.6 | 10.4 | 80 | 69 | 90 | S | 1 | S | 2 | S | 2 | 0 | 0 | 0 | — | ∞[1] 1,2 |
| 10 | 55.6 | 56.2 | 56.2 | 13.0 | 17.4 | 14.8 | 17.5 | 10.3 | 10.4 | 12.1 | 11.4 | 94 | 82 | 91 | NW | 4 | NW | 2 | SW | 1 | 10 | 0 | 0 | — | ≡[2] 9p-MN; ∞[1] 2p |
| 11 | 57.0 | 57.9 | 58.1 | 14.2 | 16.2 | 15.8 | 17.3 | 13.0 | 11.5 | 12.0 | 11.9 | 96 | 87 | 89 | NW | 2 | NW | 3 | NW | 1 | 10 | 10 | 10 | — | ≡[2] MN-4a |
| 12 | 58.9 | 58.5 | 58.2 | 14.8 | 17.2 | 15.0 | 19.5 | 12.3 | 11.1 | 12.8 | 11.3 | 89 | 88 | 89 | S | 3 | S | 4 | S | 6 | 10 | 0 | 0 | — | |
| 13 | 57.9 | 57.2 | 55.3 | 16.2 | 17.6 | 14.4 | 19.0 | 12.0 | 11.1 | 10.5 | 10.8 | 81 | 70 | 90 | S | 6 | S | 4 | S | 6 | 0 | 0 | 0 | — | |
| 14 | 55.9 | 55.5 | 55.8 | 13.0 | 15.4 | 13.8 | 15.5 | 11.0 | 10.9 | 11.6 | 10.9 | **98** | 89 | 94 | NW | 2 | NW | 2 | NW | 2 | 10 | 10 | 10 | — | ≡[1] 4a10-6p, ≡ 6p-M |
| 15 | 56.7 | 56.5 | 56.9 | 14.8 | 20.2 | 14.4 | 20.3 | 12.0 | 11.4 | 12.8 | 11.4 | 91 | 73 | 94 | NW | 1 | SW | 1 | S | 2 | 10 | 7 | 0 | — | ≡ MN-2a, ≡[0] 6p-M |
| 16 | 56.3 | 56.8 | 55.7 | 14.0 | 19.0 | 15.4 | 19.3 | 12.0 | 11.4 | 12.9 | 12.2 | 96 | 79 | 93 | S | 2 | S | 3 | S | 6 | 10 | 0 | 0 | — | ≡[0] MN-2a, ≡[1] 11a30 |
| 17 | 55.9 | 56.4 | 56.5 | 14.8 | 17.6 | 13.8 | 17.7 | 12.0 | 12.3 | 10.8 | 9.9 | **98** | 72 | 85 | S | 3 | S | 5 | S | 7 | 10 | 0 | 0 | — | ≡[2] MN-6a6a, ≡[1] 10a |
| 18 | 55.7 | 56.7 | 56.8 | 14.4 | 16.8 | 14.0 | 17.0 | 10.2 | 9.0 | 10.2 | 10.6 | 74 | 72 | 90 | S | 2 | S | 4 | S | 4 | 0 | 0 | 0 | — | |
| 19 | 57.2 | 57.8 | 58.2 | 17.8 | 21.0 | 16.2 | 21.2 | 11.5 | 11.0 | 13.8 | 12.2 | 72 | 75 | 89 | S | 1 | S | 2 | S | 2 | 0 | 2 | 0 | — | |
| 20 | 58.2 | 56.3 | 56.2 | 16.8 | 16.8 | 13.8 | 17.3 | 12.0 | 10.5 | 9.9 | 9.6 | 74 | 69 | 82 | S | 4 | S | 8 | S | 8 | 0 | 0 | 0 | — | ∞[0] II; ≡ 1a-10a25 |
| 21 | 55.8 | 55.9 | 55.5 | 15.0 | 16.4 | 13.6 | 16.8 | 10.0 | 9.2 | 10.4 | 9.7 | 72 | 75 | 85 | S | 6 | S | 7 | S | 6 | 0 | 0 | 0 | — | |
| 22 | 55.8 | 56.2 | 55.3 | 15.4 | 16.6 | 13.8 | 17.0 | 10.0 | 9.7 | 12.6 | 10.4 | 75 | 90 | 90 | S | 4 | S | 8 | S | 8 | 0 | 2 | 0 | — | |
| 23 | 55.5 | 55.5 | 54.3 | 16.0 | 17.8 | 14.8 | 18.1 | 10.5 | 10.4 | 11.0 | 11.1 | 77 | 72 | 89 | S | 2 | S | 4 | S | 7 | 0 | 2 | 0 | — | |
| 24 | 56.0 | 56.6 | 55.9 | 15.4 | 18.0 | 15.0 | 18.2 | 11.7 | 11.0 | 11.7 | 11.0 | 85 | 76 | 87 | S | 4 | S | 5 | S | 8 | 0 | 0 | 0 | — | ≡[2] 0a20-6a30, 9p- |
| 25 | 57.0 | 57.1 | 57.0 | 15.8 | 16.2 | 14.4 | 16.7 | 11.5 | 11.4 | 10.3 | 9.5 | 85 | 75 | 78 | S | 5 | S | 5 | S | 6 | 1 | 0 | 0 | — | |
| 26 | 57.3 | 56.5 | 56.3 | 14.4 | 17.8 | 13.4 | 17.9 | 10.5 | 9.3 | 11.0 | 9.9 | 76 | 72 | 87 | S | 4 | S | 4 | S | 3 | 0 | 0 | 0 | — | |
| 27 | 55.6 | 55.6 | 55.0 | 15.0 | 19.6 | 13.8 | 20.2 | 10.5 | 11.0 | 11.1 | 10.4 | 87 | 65 | 90 | NW | 1 | SW | 3 | S | 5 | 0 | 0 | 0 | — | ∞[1] 4a35-6a30 |
| 28 | 55.0 | 55.7 | 55.0 | 14.0 | 20.0 | 15.0 | 20.5 | 11.0 | 9.5 | **14.1** | 10.8 | 80 | 81 | 85 | S | 5 | S | 3 | S | 6 | 0 | 0 | 0 | — | ≡ 10p30-MN; ∞[0] 2 |
| 29 | 56.5 | 56.8 | 57.6 | 13.6 | 18.0 | 16.2 | 18.7 | 10.5 | 11.1 | 11.7 | 12.5 | 96 | 76 | 91 | NW | 2 | NW | 2 | SW | 2 | 10 | 0 | 10 | — | ≡ MN-10a, ≡ 10a- |
| 30 | 58.0 | 58.7 | 57.7 | 19.0 | 21.2 | 15.0 | **21.8** | 12.5 | 13.2 | 12.5 | 10.8 | 81 | 67 | 85 | SW | 2 | SW | 3 | S | 4 | 0 | 3 | 0 | — | |
| 31 | 58.2 | 60.7 | **61.2** | 16.6 | 18.8 | 15.4 | 21.5 | 11.7 | 11.7 | 11.0 | 10.0 | 83 | 68 | 77 | SW | 1 | S | 4 | S | 5 | 4 | 0 | 0 | — | |
| Pro. Mit. | 56.5 | 56.6 | 56.4 | 15.2 | 17.6 | 14.3 | 18.1 | 11.0 | 10.6 | 11.4 | 10.6 | 83 | 76 | 88 | | 3.3 | | 4.3 | | 4.8 | 3.0 | 1.7 | 1.6 | — | |

Barometro reducido a 0°C y a gravedad normal

Barometer reduciert auf 0°C und Norm

1 nuos al N, NE y E 8p-MN. 2 cuando al NNE 8p-MN. 3 minutos al E 8p-MN. 4 cuando al E 8p-MN. 5 SSE 8p-MN.

**CA** (H = 100 m) **ENERO 1912** φ = 35° 25′ S λ = 71° 47′ W $h_a$ = 2.9 m

| mp. a la temp. Freien. (° | Velocidad del viento Windgeschwindigkeit m/minuto | | | km | | | | | Nubes (clase y dirección) Wolken (Art und Richtung) | | | Agua caída Niederschlag mm | | | Evaporación Verdunstung mm | | | |
|---|---|---|---|---|---|---|---|---|---|---|---|---|---|---|---|---|---|---|
| x. Min. | 7a | 2p | 9p | 9p-7a | 7a-2p | 2p-9p | 7a-7a | k/1h | 7a | 2p | 9p | 7a | 2p | 9p | 7a | 2p | 9p | 7a-7a |
| 0 **8.0** | 24 | 36 | 50 | | | | | | | | | — | — | — | 0.4 | 1.2 | 1.4 | 3.0 |
| 0 9.5 | 36 | 23 | 99 | | | | | | a-cu S | a-cu N | ci | — | — | — | 0.5 | 1.3 | 1.8 | 3.1 |
| | | | | | | | | | | | | — | — | — | | | | |
| 0 9.5 | 120 | 196 | 56 | | | | | | | | | — | — | — | 0.4 | 1.6 | 1.7 | |
| 5 8.5 | 196 | 275 | 134 | | | | | | | | | — | — | — | 0.4 | 2.5 | 2.2 | 3.7 |
| 0 **8.0** | 89 | 0 | 0 | | | | | | | | | — | — | — | 0.4 | 1.8 | 2.0 | 5.1 |
| 0 10.5 | 60 | 166 | 183 | | | | | | ci E | a-str NW | str | — | — | — | 0.6 | 1.2 | 1.6 | 4.4 |
| 5 11.5 | 89 | 99 | 45 | | | | | | | cu-ca E | | — | — | — | 0.7 | 2.3 | 1.3 | 3.5 |
| 0 12.0 | 0 | 0 | 0 | | | | | | cu-ca E | | | — | — | — | 0.8 | 2.7 | 2.2 | 4.4 |
| 0 14.5 | 0 | 43 | 34 | | | | | | | | | — | — | — | 0.6 | 2.3 | 1.8 | 5.5 |
| 5 12.0 | 104 | 24 | 21 | | | | | | ci-cu N | a-str | | — | — | — | 0.5 | 1.1 | 0.6 | 4.6 |
| 0 15.0 | 124 | 119 | 0 | | | | | | ci | | | — | — | — | 0.4 | 1.2 | 1.8 | **2.1** |
| 0 12.0 | 0 | 101 | 0 | | | | | | | | | — | — | — | 0.4 | 1.8 | 2.2 | 3.4 |
| 0 13.0 | 0 | 99 | 93 | | | | | | | | | — | — | — | 0.8 | 2.2 | 2.6 | 4.8 |
| 5 15.5 | 19 | 105 | 0 | | | | | | a-str W | fr cu NW | | — | — | — | 0.8 | 0.9 | 1.2 | **5.6** |
| 5 14.5 | 0 | 90 | 35 | | | | | | | ci-cu W | | — | — | — | 0.4 | 1.4 | 1.8 | 2.5 |
| 5 12.5 | 0 | 50 | 0 | | | | | | | cu E | | — | — | — | 0.5 | 1.7 | 2.0 | 3.7 |
| 5 10.0 | 83 | 42 | 48 | | | | | | | | | — | — | — | 0.4 | 2.0 | 2.0 | 4.1 |
| 0 9.0 | 0 | 56 | 34 | | | | | | a-cu S | | | — | — | — | 0.4 | 1.6 | 1.2 | 4.4 |
| 0 11.0 | 105 | 121 | 0 | | | | | | ci S | | | — | — | — | 0.4 | 1.4 | 2.0 | 3.2 |
| 0 9.5 | 24 | 48 | 0 | | | | | | | | | — | — | — | 0.6 | 1.8 | 2.0 | 4.0 |
| 5 10.5 | 25 | 35 | 39 | | | | | | | ci-cu W | | — | — | — | 0.6 | 1.7 | 2.6 | 4.4 |
| **0** 11.0 | 32 | 72 | 55 | | | | | | | | | — | — | — | 0.6 | 1.8 | 2.0 | 4.9 |
| 0 12.5 | 0 | 68 | 135 | | | | | | | cu-ca E | | — | — | — | 0.6 | 1.2 | 2.3 | 4.4 |
| 0 11.5 | 0 | 56 | 39 | | | | | | | | | — | — | — | 0.6 | 1.5 | 2.1 | 4.1 |
| | 52 | 28 | 0 | | | | | | | | | — | — | — | 0.6 | 1.8 | 2.0 | 4.2 |
| 5 10.0 | 0 | 55 | 0 | | | | | | | ci-cu W | | — | — | — | 0.6 | 1.8 | 2.7 | 4.4 |
| 5 11.0 | 50 | 0 | 28 | | | | | | | | | — | — | — | 0.7 | 1.9 | 2.0 | 5.2 |
| 0 10.5 | 0 | 121 | 91 | | | | | | | ci S | fr-ni S | — | — | — | 0.6 | 1.6 | 1.8 | 4.5 |
| 0 12.0 | 36 | 0 | 72 | | | | | | | | | — | — | — | 0.6 | 1.9 | 1.7 | 4.0 |
| 5 11.5 | 43 | **295** | 72 | | | | | | ci S | ci NW | | — | — | — | 0.4 | 1.8 | 1.6 | 4.0 |
| 5 11.3 | 44 | 81 | 45 | | | | | | | | | — | — | — | 16.3 | 51.0 | 56.2 | 119.2 |

**TA CARRANZA** (H = 30 m) **ENERO 1912** φ = 35° 36′ S λ = 72° 38′ W $h_a$ = —

| | | | | | | | | | | | | | | | | | | |
|---|---|---|---|---|---|---|---|---|---|---|---|---|---|---|---|---|---|---|
| | | | | | | | | | ci | ci | ci | — | — | — | | | | |
| | | | | | | | | | ci | cu, ci | cu, ci-str | — | — | — | | | | |
| | | | | | | | | | | ci-cu | | — | — | — | | | | |
| | | | | | | | | | | cu | | — | — | — | | | | |
| | | | | | | | | | | | | — | — | — | | | | |
| | | | | | | | | | | | | — | — | — | | | | |
| | | | | | | | | | | ci-cu | cu | — | — | — | | | | |
| | | | | | | | | | | | | — | — | — | | | | |
| | | | | | | | | | | | | — | — | — | | | | |
| | | | | | | | | | cu, ni W | | | — | — | — | | | | |
| | | | | | | | | | ni | cu, ni | cu | — | — | — | | | | |
| | | | | | | | | | cu, ci | | | — | — | — | | | | |
| | | | | | | | | | | | | — | — | — | | | | |
| | | | | | | | | | | | | — | — | — | | | | |
| | | | | | | | | | cu, ni | str, str-cu, ci | | — | — | — | | | | |
| | | | | | | | | | | | | — | — | — | | | | |
| | | | | | | | | | | | | — | — | — | | | | |
| | | | | | | | | | | | | — | — | — | | | | |
| | | | | | | | | | | fr-cu | | — | — | — | | | | |
| | | | | | | | | | | | | — | — | — | | | | |
| | | | | | | | | | | | | — | — | — | | | | |
| | | | | | | | | | | ci-str | | — | — | — | | | | |
| | | | | | | | | | | fr-cu, a-cu | | — | — | — | | | | |
| | | | | | | | | | | | | — | — | — | | | | |
| | | | | | | | | | | | | — | — | — | | | | |
| | | | | | | | | | | | | — | — | — | | | | |
| | | | | | | | | | | | | — | — | — | | | | |
| | | | | | | | | | | | | — | — | — | | | | |
| | | | | | | | | | | | cu, ni | — | — | — | | | | |
| | | | | | | | | | | cu, ci | | — | — | — | | | | |
| | | | | | | | | | ci-cu, ci | | | — | — | — | | | | |
| | | | | | | | | | | | | — | — | — | | | | |

Observaciones se efectuaron según hora oficial de Chile (75° de long.)

Alle Beobachtungee nach chilenischer Einheitszeit (75° Länge)

**PUNTA TUMBES** (H=90 m) **ENERO 1912** φ = 36° 36′ S λ = 73° 06′ W $C_g$

| Día / Tag | Barómetro Barometer 700 mm + 7a | 2p | 9p | Temperatura del aire Lufttemperatur °C 7a | 2p | 9p | Max. | Min. | Humedad absoluta Absolute Feuchtigkeit mm 7a | 2p | 9p | Humedad relativa Relative Feuchtigkeit % 7a | 2p | 9p | Dirección y fuerza del viento Richtung und Stärke des Windes 0—12 B 7a | 2p | 9p | Nebulosidad Bewölkung 0—10 7a | 2p | 9p | Agua caída Niederschlag mm 7a-7a | Notas Bemerkungen |
|---|---|---|---|---|---|---|---|---|---|---|---|---|---|---|---|---|---|---|---|---|---|---|
| 1 | 50.7 | 50.4 | 49.8 | 12.4 | 16.4 | 13.8 | 17.2 | 10.2 | 10.2 | 11.8 | 10.7 | 95 | 85 | 92 | SW 1 | SW 3 | SW 3 | 0 | 4 | 6 | — | |
| 2 | **49.4** | 49.8 | 50.2 | 13.6 | 16.0 | 13.2 | 16.0 | 11.2 | 10.5 | 12.1 | 10.2 | 92 | 89 | 91 | SW 3 | SW 3 | SW 3 | 6 | 1 | 6 | — | |
| 3 | 51.0 | 52.2 | 54.0 | 12.8 | 16.0 | 13.6 | 16.6 | 10.2 | 10.0 | 12.1 | 10.3 | 91 | 89 | 89 | SW 2 | SW 4 | SW 4 | 0 | 0 | 0 | — | |
| 4 | 53.5 | 53.8 | 56.1 | 15.6 | 16.4 | 13.0 | 16.6 | 10.8 | 10.7 | 12.1 | 9.8 | 81 | 87 | 89 | SW 1 | SW 3 | SW 3 | 0 | 1 | 0 | — | |
| 5 | 58.1 | 56.6 | 53.5 | 15.0 | 16.6 | 14.6 | 18.0 | 9.8 | 9.9 | 11.4 | 9.4 | 78 | 81 | 76 | SE 2 | SW 3 | SW 2 | 0 | 0 | 0 | — | |
| 6 | 50.8 | **49.4** | 50.2 | 13.2 | 15.0 | 13.0 | 16.6 | **8.0** | 9.5 | 11.3 | 10.1 | 85 | 89 | 91 | SW 3 | SW 3 | SW 4 | 0 | 0 | 0 | — | |
| 7 | 51.1 | 51.6 | 53.9 | 13.6 | 15.0 | 13.4 | 16.0 | 10.8 | 10.5 | 11.3 | 10.1 | 92 | 89 | 89 | SW 4 | SW 5 | SW 4 | 4 | 10 | 6 | — | |
| 8 | 54.6 | 52.2 | 52.3 | 11.6 | 16.0 | 14.8 | 17.0 | 9.2 | 8.7 | 11.2 | 10.6 | 86 | 83 | 85 | SW 3 | SW 4 | SW 3 | 0 | 0 | 0 | — | |
| 9 | 51.0 | 50.0 | 49.8 | 15.2 | 17.0 | 14.4 | 18.0 | 11.0 | 10.1 | 11.8 | 10.3 | 79 | 82 | 85 | SW 2 | SW 4 | SW 3 | 0 | 0 | 0 | — | |
| 10 | 50.2 | 51.2 | 50.8 | 13.6 | 15.6 | 13.2 | 19.0 | 10.8 | 10.0 | 12.0 | 10.2 | 87 | 91 | 91 | SW 3 | NE 2 | NE 1 | 0 | 10 | 0 | — | ≡ 11a15-8p30 |
| 11 | 51.6 | 52.9 | 53.8 | 12.6 | 16.0 | 13.2 | 16.0 | 10.4 | 10.1 | 12.1 | 10.8 | 93 | 89 | 96 | N 2 | N 1 | C 0 | 0 | 8 | 0 | — | ≡ 4a50-10a |
| 12 | 54.0 | 53.6 | 53.6 | 15.0 | 17.4 | 16.2 | 18.4 | 9.8 | 12.4 | 13.0 | 12.2 | 98 | 88 | 89 | N 1 | SW 2 | SW 2 | 4 | 6 | 0 | — | ≡ 1a20-9a30, ≡ |
| 13 | 53.4 | 51.0 | 51.2 | 16.6 | 18.6 | 15.4 | 19.2 | 11.8 | 12.3 | 13.4 | 12.2 | 87 | 84 | 93 | SW 1 | SW 3 | SW 3 | 0 | 0 | 0 | — | |
| 14 | 50.8 | 49.5 | 50.8 | 14.2 | 16.4 | 13.2 | **19.8** | 11.8 | 10.9 | 12.1 | 10.8 | 92 | 87 | 96 | SW 2 | NE 2 | N 2 | 0 | 10 | 10 | — | ≡ 10p30-MN |
| 15 | 52.2 | 51.8 | 53.1 | 13.4 | 15.2 | 14.6 | 16.0 | 11.6 | 10.9 | 12.3 | 10.2 | 96 | 96 | 83 | C 0 | N 2 | C 0 | 10 | 10 | 10 | — | ≡ MN-10a30 |
| 16 | 51.6 | 51.0 | 52.4 | 15.0 | 17.2 | 14.6 | 17.8 | 12.6 | 11.9 | 13.4 | 11.8 | 93 | 92 | 96 | S 1 | SW 3 | SW 3 | 8 | 8 | 2 | — | ≡ 8p10-9p5 |
| 17 | 52.2 | 51.5 | 51.6 | 13.4 | 16.4 | 13.0 | 16.4 | 11.4 | 10.4 | 11.6 | 10.1 | 91 | 83 | 91 | SW 2 | SW 3 | SW 4 | 1 | 6 | 0 | — | |
| 18 | 51.3 | 52.7 | 52.2 | 14.4 | 15.6 | 14.0 | 16.8 | 9.8 | 9.8 | 12.3 | 11.4 | 81 | 93 | 96 | SW 3 | SW 3 | SW 3 | 1 | 2 | 0 | — | |
| 19 | 51.6 | 51.6 | 55.0 | 14.8 | 14.0 | 14.2 | 17.6 | 12.0 | 11.7 | 11.6 | 10.2 | 93 | 98 | 85 | N 2 | NW 2 | SW 1 | 10 | 8 | 0 | — | ● 8a55-11a |
| 20 | 53.8 | 52.8 | 52.6 | 16.0 | 16.2 | 13.6 | 17.8 | 11.0 | 10.7 | 12.0 | 9.7 | 79 | 87 | 85 | SSE 1 | SW 3 | SW 2 | 0 | 0 | 0 | 0.9 | |
| 21 | 52.9 | 50.8 | 51.0 | 14.8 | 15.6 | 13.6 | 16.2 | 11.0 | 10.1 | 12.0 | 10.5 | 81 | 91 | 92 | SW 1 | SW 3 | SW 3 | 0 | 0 | 0 | — | |
| 22 | 52.1 | 51.4 | 51.0 | 14.0 | 16.0 | 15.4 | 17.4 | 10.8 | 10.3 | 12.1 | 11.3 | 87 | 89 | 87 | SW 2 | SW 3 | SW 3 | 0 | 6 | 0 | — | |
| 23 | 51.0 | 50.2 | 49.8 | 15.0 | 17.0 | 15.0 | 18.2 | 12.0 | 11.0 | 13.2 | 12.1 | 87 | 92 | 96 | SW 2 | SW 3 | SW 4 | 0 | 2 | 0 | — | |
| 24 | 52.0 | 51.8 | 52.0 | 16.4 | 18.2 | 14.8 | 18.6 | 12.0 | 12.4 | **13.7** | 12.3 | 89 | 88 | 98 | S 1 | SW 3 | SW 3 | 0 | 1 | 0 | — | |
| 25 | 53.5 | 54.2 | 53.8 | 13.4 | 17.4 | 15.0 | 17.8 | 12.0 | 10.9 | 12.1 | 11.0 | 96 | 82 | 87 | SW 3 | SW 4 | SW 3 | 2 | 0 | 0 | — | |
| 26 | 51.9 | 50.2 | 53.8 | 12.2 | 16.0 | 13.8 | 19.0 | 12.1 | 8.3 | 12.1 | **6.9** | 79 | 89 | **59** | SW 2 | SW 4 | SW 3 | 0 | 0 | 0 | — | |
| 27 | 50.3 | 50.2 | 51.6 | 12.2 | 16.0 | 13.6 | 16.6 | 10.6 | 10.3 | 11.8 | 10.0 | 98 | 87 | 87 | SW 2 | SW 3 | SW 3 | 0 | 0 | 0 | — | |
| 28 | 50.2 | 52.0 | 50.3 | 13.0 | 16.2 | 14.2 | 16.6 | 10.4 | 10.6 | 12.2 | 11.5 | 96 | 89 | 96 | SW 2 | SW 3 | SW 3 | 0 | 0 | 0 | — | |
| 29 | 50.8 | 51.4 | 52.4 | 15.2 | 18.0 | 16.0 | 19.0 | 11.4 | 11.7 | 13.2 | 12.4 | 91 | 86 | 91 | SW 1 | SW 3 | SW 2 | 0 | 2 | 6 | — | |
| 30 | 53.8 | 54.3 | 52.7 | 11.6 | 11.0 | 14.2 | 18.0 | 11.4 | 8.7 | 8.6 | 11.2 | 86 | 87 | 94 | SW 1 | SW 3 | SW 3 | 1 | 1 | 0 | — | |
| 31 | 53.9 | 55.3 | **56.5** | 13.0 | 16.0 | 14.0 | 16.8 | 10.2 | 10.1 | 12.1 | 10.8 | 91 | 89 | 92 | SW 1 | SW 2 | SW 2 | 4 | 4 | 4 | — | |
| Pro. Mit. | 52.1 | 51.9 | 52.3 | 14.0 | 16.1 | 14.1 | 17.4 | 10.9 | 10.5 | 12.1 | 10.7 | 89 | 88 | 89 | 1.8 | 3.0 | 2.6 | 1.6 | 3.2 | 1.6 | 0.9 | |

**CONCEPCION** (H=15 m) **ENERO 1912** φ = 36° 50′ S λ = 73° 03′ W $C_g$ =

| | | | | | | | | | | | | | | | | | | | | | | |
|---|---|---|---|---|---|---|---|---|---|---|---|---|---|---|---|---|---|---|---|---|---|---|
| 1 | 57.7 | 56.8 | 57.3 | 14.0 | 20.4 | 15.4 | 21.0 | 10.0 | 8.1 | 8.6 | 9.5 | 68 | 49 | 73 | S 1 | SSW 4 | C 0 | 0 | 8 | 6 | — | |
| 2 | 57.1 | 57.0 | 56.7 | 14.0 | 22.4 | 14.8 | 22.4 | 10.0 | 9.5 | 11.5 | 7.9 | 79 | 57 | 63 | S 1 | SW 3 | NW 1 | 9 | 1 | 5 | — | |
| 3 | 57.8 | 57.3 | 58.1 | 14.4 | 21.4 | 14.8 | 22.4 | 10.0 | 9.3 | 9.5 | 9.3 | 76 | 50 | 74 | C 0 | S 5 | C 0 | 1 | 3 | 0 | — | |
| 4 | 60.3 | 60.5 | 62.8 | 14.8 | 20.6 | 14.5 | 21.0 | 9.0 | 9.3 | 9.2 | 10.2 | 74 | 51 | 83 | C 0 | S 5 | C 0 | 2 | 0 | 0 | — | D an |
| 5 | **65.3** | 64.0 | 61.0 | 14.6 | 22.2 | 17.8 | 22.0 | 10.0 | 8.0 | 7.8 | 8.3 | 65 | 39 | 55 | C 0 | SW 2 | C 0 | 0 | 0 | 0 | — | |
| 6 | 58.8 | **56.0** | 57.3 | 16.0 | 24.2 | 15.2 | 24.8 | 9.5 | **7.3** | 7.6 | 8.9 | 54 | 34 | 69 | C 0 | S 3 | C 0 | 0 | 0 | 0 | — | |
| 7 | 58.1 | 58.5 | 60.3 | 17.5 | 21.2 | 15.0 | 23.0 | 10.0 | 11.5 | 9.9 | 10.2 | 77 | 53 | 80 | C 0 | S 5 | C 0 | 4 | 10 | 2 | — | |
| 8 | 61.7 | 58.9 | 58.6 | 15.0 | 26.2 | 17.0 | 26.4 | 8.8 | 9.1 | 8.5 | 9.7 | 71 | **33** | 67 | C 0 | S 2 | C 0 | 0 | 0 | 0 | — | |
| 9 | 58.3 | 56.7 | 56.6 | 16.2 | 29.0 | 19.0 | 29.5 | 10.6 | 9.6 | 11.1 | 11.8 | 70 | 37 | 72 | C 0 | S 3 | C 0 | 0 | 0 | 0 | — | |
| 10 | 57.2 | 57.9 | 58.3 | 16.8 | 20.6 | 14.8 | 23.0 | 11.2 | 10.3 | 11.0 | 9.8 | 72 | 61 | 78 | C 0 | NW 3 | N 1 | 0 | 3 | 8 | — | |
| 11 | 58.8 | 59.5 | 60.8 | 13.6 | 19.4 | 14.2 | 19.8 | 11.0 | 10.6 | 11.6 | 10.6 | 92 | 69 | 88 | N 1 | N 3 | C 0 | 10 | 3 | 0 | — | |
| 12 | 61.6 | 61.3 | 60.9 | 16.6 | 25.6 | 19.0 | 25.8 | 12.0 | 11.7 | 11.9 | 12.3 | 83 | 49 | 75 | C 0 | S 3 | C 0 | 0 | 0 | 0 | — | |
| 13 | 61.4 | 58.2 | 57.9 | 17.4 | 29.2 | 20.0 | **30.2** | 13.0 | 11.5 | 12.8 | 13.0 | 78 | 42 | 74 | C 0 | S 2 | C 0 | 0 | 0 | 0 | — | |
| 14 | 57.2 | 57.4 | 57.8 | 17.0 | 20.2 | 14.2 | 24.0 | 12.8 | 11.7 | 11.5 | 11.8 | 81 | 65 | **98** | C 0 | N 3 | C 0 | 0 | 0 | 5 | — | |
| 15 | 59.2 | 59.1 | 58.6 | 14.8 | 20.4 | 16.4 | 21.0 | 14.0 | 11.5 | 12.8 | 12.6 | 92 | 71 | 90 | C 0 | N 2 | C 0 | 10 | 3 | 10 | — | |
| 16 | 58.5 | 58.6 | 58.6 | 16.4 | 24.6 | 18.4 | 25.0 | 12.8 | 12.0 | 13.9 | 13.8 | 86 | 60 | 87 | N 1 | S 3 | C 0 | 7 | 0 | 0 | — | |
| 17 | 58.5 | 58.9 | 59.1 | 15.8 | 21.4 | 15.4 | 22.5 | 14.2 | 12.3 | 8.8 | 8.8 | 92 | 46 | 67 | S 1 | S 5 | C 0 | 4 | 0 | 0 | — | |
| 18 | 58.9 | 59.0 | 59.3 | 13.2 | 21.8 | 15.0 | 22.0 | **8.0** | 8.9 | 9.6 | 11.2 | 79 | 49 | 88 | C 0 | S 2 | C 0 | 2 | 0 | 0 | — | |
| 19 | 59.0 | 60.0 | 60.7 | 16.6 | 20.0 | 15.4 | 20.8 | 14.5 | 12.2 | **14.1** | 12.5 | 87 | 81 | 96 | N 2 | N 3 | N 1 | 10 | 8 | 7 | — | ●⁰ a interv. I |
| 20 | 61.2 | 60.4 | 60.0 | 14.8 | 21.2 | 16.0 | 21.2 | 10.2 | 9.8 | **7.3** | 8.7 | 78 | 39 | 64 | C 0 | S 5 | S 1 | 0 | 0 | 0 | 1.7 | |
| 21 | 59.4 | 57.9 | 58.0 | 14.0 | 22.2 | 17.0 | 23.2 | 10.0 | 8.3 | 8.4 | 8.0 | 70 | 42 | 55 | C 0 | S 5 | C 0 | 0 | 0 | 0 | — | |
| 22 | 59.2 | 57.8 | 57.0 | 14.0 | 23.4 | 18.0 | 24.0 | 9.6 | 9.7 | 10.1 | 8.7 | 81 | 47 | 56 | C 0 | SW 4 | C 0 | 0 | 0 | 0 | — | |
| 23 | 57.4 | 56.6 | **56.0** | 16.0 | 26.4 | 19.4 | 26.4 | 11.0 | 10.7 | 12.1 | 11.9 | 79 | 47 | 71 | C 0 | S 5 | S 1 | 0 | 8 | 0 | — | |
| 24 | 57.3 | 57.4 | 57.2 | 16.8 | 24.6 | 18.0 | 25.0 | 12.4 | 12.1 | 10.3 | 12.8 | 85 | 45 | 83 | C 0 | S 2 | C 0 | 0 | 0 | 0 | — | |
| 25 | 59.0 | 58.9 | 59.2 | 16.2 | 24.5 | 17.6 | 24.6 | 12.8 | 12.1 | 8.0 | 9.1 | 88 | 35 | 61 | C 0 | S 5 | C 0 | 0 | 0 | 0 | — | D an |
| 26 | 58.8 | 56.6 | 57.0 | 12.8 | 26.0 | 17.8 | 26.4 | 9.0 | 8.7 | 9.1 | 10.0 | 79 | 36 | 66 | C 0 | S 3 | C 0 | 0 | 0 | 0 | — | |
| 27 | 57.2 | 55.8 | 56.5 | 15.0 | 25.4 | 17.4 | 26.0 | 10.0 | 9.2 | 10.5 | 10.2 | 72 | 44 | 69 | C 0 | S 3 | C 0 | 0 | 0 | 0 | — | |
| 28 | 57.4 | 56.6 | 56.4 | 14.2 | 25.0 | 18.4 | 25.0 | 9.4 | 9.4 | 10.7 | 11.8 | 78 | 46 | 75 | C 0 | S 3 | C 0 | 0 | 0 | 0 | — | |
| 29 | 57.5 | 58.0 | 59.0 | 15.6 | 23.0 | 16.6 | 23.8 | 11.8 | 11.4 | 10.1 | 11.9 | 86 | 48 | 85 | S 1 | S 5 | C 0 | 0 | 2 | 0 | — | |
| 30 | 60.3 | 60.4 | 59.6 | 16.0 | 22.4 | 17.2 | 23.5 | 11.8 | 11.7 | 11.8 | 11.6 | 86 | 58 | 79 | C 0 | S 3 | C 0 | 0 | 2 | 0 | — | |
| 31 | 60.1 | 61.2 | 62.3 | 14.0 | 21.6 | 15.2 | 23.0 | 12.0 | 9.7 | 10.8 | 8.9 | 81 | 56 | 69 | C 0 | WNW 4 | NW 1 | 7 | 9 | 8 | — | |
| Pro. Mit. | 59.0 | 58.5 | 58.7 | 15.3 | 23.1 | 16.6 | 23.8 | 11.0 | 10.2 | 10.4 | 10.5 | 79 | 50 | 75 | 0.3 | 3.5 | 0.2 | 2.1 | 1.9 | 1.6 | 1.7 | |

Barometro reducido a 0°C y a gravedad normal.

Barometer reduciert auf 0°C und Nor

**TA TUMBES** (H=90 m) **ENERO 1912** φ = 36° 36′ S λ = 73° 0′6 W $h_a$ = —

| p. a la mp. mp. reien. C° | | Velocidad del viento Windgeschwindigkeit m/minuto | | | km | | | | | Nubes (clase y dirección) Wolken (Art und Richtung | | | Agua caída Niederschlag mm | | | Evaporación Verdunstung mm | | | |
|---|---|---|---|---|---|---|---|---|---|---|---|---|---|---|---|---|---|---|---|
| | Min. | 7a | 2p | 9p | 9p-7a | 7a-2p | 2p-9p | 7a-7a | k/1h | 7a | 2p | 9p | 7a | 2p | 9p | 7a | 2p | 9p | 7a-7a |
| | | | | | | | | | | ci | ci | ci-cu | — | — | — | | | | |
| | | | | | | | | | | | ci | ci-cu | — | — | — | | | | |
| | | | | | | | | | | | | | — | — | — | | | | |
| | | | | | | | | | | | ci | | — | — | — | | | | |
| | | | | | | | | | | | | | — | — | — | | | | |
| | | | | | | | | | | | | | — | — | — | | | | |
| | | | | | | | | | | a-str | str | a-str | — | — | — | | | | |
| | | | | | | | | | | | | | — | — | — | | | | |
| | | | | | | | | | | | | | — | — | — | | | | |
| | | | | | | | | | | | str | | — | — | — | | | | |
| | | | | | | | | | | fr-cu | | str | — | — | — | | | | |
| | | | | | | | | | | | ci-cu | fr-str | — | — | — | | | | |
| | | | | | | | | | | | | | — | — | — | | | | |
| | | | | | | | | | | | str | str | — | — | — | | | | |
| | | | | | | | | | | | a-str | str | — | — | — | | | | |
| | | | | | | | | | | | ci-cu | fr-str | — | — | — | | | | |
| | | | | | | | | | | | ci-cu | fr-str | — | — | — | | | | |
| | | | | | | | | | | ci-cu | ci-cu | | — | — | — | | | | |
| | | | | | | | | | | | ci-cu | str | 0.9 | — | — | | | | |
| | | | | | | | | | | ci-cu | | | — | — | — | | | | |
| | | | | | | | | | | | | | — | — | — | | | | |
| | | | | | | | | | | | ci-str | | — | — | — | | | | |
| | | | | | | | | | | | ci | | — | — | — | | | | |
| | | | | | | | | | | | ci-cu | | — | — | — | | | | |
| | | | | | | | | | | ci-cu | | | — | — | — | | | | |
| | | | | | | | | | | | | | — | — | — | | | | |
| | | | | | | | | | | | | | — | — | — | | | | |
| | | | | | | | | | | | | | — | — | — | | | | |
| | | | | | | | | | | | cu, ci-cu | | — | — | — | | | | |
| | | | | | | | | | | ci-cu | ci | | — | — | — | | | | |
| | | | | | | | | | | ci | ci | ci | — | — | — | | | | |
| | | | | | | | | | | | | | 0.9 | — | — | | | | |

**CEPCION** (H=15 m) **ENERO 1912** φ = 36° 50′ S λ = 73° 03′ W $h_a$ = 15 m

| | | | | | | | | | | | | | | | | | | | |
|---|---|---|---|---|---|---|---|---|---|---|---|---|---|---|---|---|---|---|---|
| 75 | 275 | 0 | 18.2 | 110.4 | 25.6 | 124.2 | 5.2 | | ci-cu | str cu | — | — | — | 0.1 | 4.0 | 2.7 | 6.4 |
| 30 | 200 | 75 | 19.6 | 64.6 | 58.6 | 155.6 | 6.5 | ci-str | str | ci-cu | — | — | — | 0.0 | 2.8 | 2.2 | 6.7 |
| 0 | 325 | 20 | 47.8 | 87.6 | 97.6 | 171.0 | 7.1 | str | ci-str | | — | — | — | 0.2 | 3.7 | 1.8 | 5.2 |
| 0 | 345 | 0 | 48.8 | 108.6 | 92.4 | **234.0** | **9.8** | str | | | — | — | — | 0.0 | 4.5 | 3.2 | 5.5 |
| 0 | 170 | 20 | 3.2 | 23.4 | 56.0 | 204.2 | 8.5 | | | | — | — | — | 0.2 | 4.6 | 2.4 | 7.9 |
| 25 | 200 | 0 | 36.9 | 126.9 | 71.8 | 116.3 | 4.8 | | | | — | — | — | 0.2 | 2.4 | 2.2 | 7.2 |
| 0 | 300 | 0 | 27.4 | 72.7 | 100.9 | 226.1 | 9.4 | str | str | str | — | — | — | 0.2 | 4.6 | 3.4 | 4.8 |
| 20 | 150 | 0 | 18.4 | 66.3 | 43.6 | 192.0 | 8.0 | | | | — | — | — | 0.1 | 4.6 | 3.2 | 8.1 |
| 0 | 200 | 0 | 32.8 | 76.0 | 36.9 | 142.7 | 5.9 | | | | — | — | — | 0.1 | 2.4 | 2.2 | 7.9 |
| 20 | 175 | 35 | 8.9 | 39.2 | 27.4 | 121.8 | 5.1 | | str | str | — | — | — | 0.2 | 3.2 | 2.4 | 4.8 |
| 35 | 175 | 0 | 21.0 | 44.4 | 41.9 | **87.6** | **3.6** | fr-cu, a-str | fr-cu | | — | — | — | 0.1 | 2.7 | 1.4 | 5.7 |
| 0 | 185 | 0 | 11.8 | 87.4 | 34.8 | 98.1 | 4.1 | | | | — | — | — | 0.0 | 2.8 | 2.7 | 4.1 |
| 0 | 95 | 0 | 16.8 | 55.4 | 61.7 | 139.0 | 5.8 | | | | — | — | — | 0.1 | 4.2 | 3.8 | 5.6 |
| 0 | 155 | 15 | 25.6 | 78.1 | 46.8 | 142.7 | 5.9 | | | str | — | — | — | 0.2 | 2.0 | 2.3 | **8.2** |
| 0 | 95 | 0 | 25.1 | 45.4 | 58.8 | 150.0 | 6.2 | str | str | | — | — | — | 0.1 | 2.1 | 0.7 | 4.4 |
| 45 | 200 | 0 | 9.4 | 75.1 | 63.8 | 113.6 | 4.7 | ci-cu | | | — | — | — | 0.0 | 2.9 | 2.8 | 2.8 |
| 45 | 300 | 25 | 32.8 | 92.2 | 69.9 | 171.7 | 7.2 | fr-str | | | — | — | — | 0.1 | 3.2 | 1.8 | 5.8 |
| 0 | 125 | 0 | 19.4 | 40.5 | 56.4 | 181.5 | 7.6 | str | | | — | — | — | 0.0 | 3.6 | 2.8 | 5.0 |
| 145 | 170 | 75 | 26.8 | 11.8 | 59.2 | 123.7 | 5.2 | ni | ni | ni | — | 1.7 | — | 0.0 | 0.6 | 1.3 | 6.4 |
| 0 | 300 | 90 | 20.2 | 25.8 | 83.6 | 91.2 | 3.8 | | | | — | — | — | 0.1 | 4.2 | 2.4 | **2.0** |
| 0 | 300 | 0 | 42.2 | 67.0 | 52.8 | 151.6 | 6.3 | | | | — | — | — | 0.2 | 4.8 | 2.9 | 6.8 |
| 0 | 250 | 0 | 18.1 | 43.5 | 46.4 | 137.9 | 5.7 | | | | — | — | — | 0.2 | 4.0 | 2.4 | 7.9 |
| 0 | **350** | 70 | 14.8 | 44.3 | 47.9 | 104.7 | 4.4 | | ci-str | | — | — | — | 0.2 | 4.2 | 2.4 | 6.6 |
| 0 | 120 | 0 | 2.6 | 35.7 | 47.2 | 94.8 | 4.0 | | | | — | — | — | 0.1 | 2.4 | 1.2 | 6.9 |
| 0 | **350** | 20 | 34.6 | 53.0 | 55.3 | 117.5 | 4.9 | | | | — | — | — | 0.1 | 2.6 | 1.4 | 3.7 |
| 0 | 175 | 0 | 21.8 | 25.6 | 53.8 | 130.1 | 5.4 | | | | — | — | — | 0.0 | 3.1 | 3.8 | 4.0 |
| 0 | 230 | 15 | 25.6 | 38.9 | 96.4 | 115.0 | 4.8 | | | | — | — | — | 0.2 | 3.7 | 2.7 | 7.1 |
| 0 | 175 | 0 | 28.6 | 43.9 | 32.1 | 163.9 | 6.8 | | | | — | — | — | 0.1 | 2.7 | 2.8 | 6.5 |
| 75 | 295 | 0 | 19.6 | 39.9 | 43.2 | 95.6 | 4.0 | | ci-cu | | — | — | — | 0.1 | 3.1 | 2.7 | 5.6 |
| 0 | 150 | 0 | 14.6 | 41.1 | 33.4 | 97.7 | 4.1 | | ci | | — | — | — | 0.0 | 2.5 | 1.5 | 5.8 |
| 0 | 240 | 65 | 22.4 | 56.1 | 43.6 | 96.9 | 4.0 | ci-str | str | ci-str | — | — | — | 0.0 | 3.0 | 2.3 | 4.0 |
| 17 | 219 | 17 | 23.1 | 59.1 | 56.1 | 138.5 | 5.8 | | | | — | 1.7 | — | 3.2 | 101.2 | 73.8 | 179.2 |

Observaciones se efectuaron según hora oficial de Chile (75° de long.)

Alle Beobachtungen nach chilenischer Einheitszeit (75° Länge).

**CONTULMO** (H = 50 m) **ENERO 1912** φ = 38° 02′ S λ = 73° 12′ W $C_g$ =

| Dia / Tag | Barómetro Barometer 700 mm + | | | Temperatura del aire Lufttemperatur ° | | | | | Humedad absoluta Absolute Feuchtigkeit mm | | | Humedad relativa Relative Feuchtigkeit % | | | Dirección y fuerza del viento Richtung und Stärke des Windes 0—12 B | | | | | | Nebulosidad Bewölkung 0—10 | | | Agua caída Niederschlag mm | Notas Bemerkungen |
|---|---|---|---|---|---|---|---|---|---|---|---|---|---|---|---|---|---|---|---|---|---|---|---|---|
| | 7a | 2p | 9p | 7a | 2p | 9p | Max. | Min. | 7a | 2p | 9p | 7a | 2p | 9p | 7a | | 2p | | 9p | | 7a | 2p | 9p | 7a-7a | |
| 1 | 56.4 | 56.2 | 57.3 | 14.3 | 21.0 | 10.3 | 24.2 | 8.0 | 9.2 | 11.5 | 9.0 | 76 | 63 | 96 | W | 1 | NW | 3 | W | 1 | 1 | 9 | 0 | — | b b |
| 2 | 56.2 | 56.0 | 56.9 | 15.2 | 22.5 | 10.1 | 24.6 | 8.6 | 10.6 | 12.3 | 8.6 | 83 | 60 | 94 | SE | 1 | NW | 3 | NW | 1 | 9 | 1 | 0 | — | b b |
| 3 | 57.4 | 57.9 | 60.0 | 12.7 | 20.7 | 11.5 | 23.8 | 7.2 | 8.8 | 8.4 | 9.0 | 81 | 46 | 89 | NW | 1 | NW | 5 | NW | 1 | 2 | 3 | 4 | — | b b |
| 4 | 59.1 | 59.5 | 61.3 | 14.6 | 18.4 | 12.6 | 22.6 | 7.8 | 9.7 | 9.5 | 8.2 | 78 | 60 | 76 | S | 3 | SW | 5 | SW | 3 | 4 | 8 | 10 | — | ● 11 p-MN |
| 5 | **63.8** | 63.1 | 61.8 | 11.9 | 21.2 | 12.6 | 22.8 | 6.6 | 8.8 | 8.9 | 7.7 | 85 | 48 | 71 | S | 1 | S | 3 | S | 1 | 1 | 4 | 0 | 0.4 | ● MN-1a |
| 6 | 57.8 | **55.1** | 57.6 | 15.7 | 26.6 | 11.6 | 27.2 | 7.4 | 7.8 | 12.4 | 9.4 | 59 | 48 | 94 | S | 3 | NW | 3 | C | 0 | 0 | 1 | 0 | — | b b |
| 7 | 58.6 | 58.7 | 61.5 | 12.6 | 21.2 | 11.3 | 25.5 | 8.0 | 9.3 | 11.6 | 8.9 | 87 | 62 | 89 | NW | 1 | NW | 5 | C | 0 | 9 | 8 | 2 | — | b b |
| 8 | 62.4 | 59.2 | 60.0 | 14.0 | 28.4 | 12.7 | 28.4 | 7.2 | **6.6** | 6.9 | 9.3 | 56 | **24** | 86 | S | 1 | S | 5 | S | 1 | 0 | 0 | 0 | — | b b |
| 9 | 59.1 | 56.9 | 58.2 | 17.0 | 31.8 | 14.0 | 32.0 | 8.8 | 8.2 | 11.2 | 10.4 | 57 | 32 | 88 | S | 5 | S | 3 | S | 1 | 0 | 0 | 0 | — | |
| 10 | 57.9 | 56.6 | 58.2 | 18.2 | 28.4 | 15.0 | 29.0 | 9.4 | 7.5 | 12.7 | 10.2 | 48 | 44 | 81 | S | 3 | SW | 3 | C | 0 | 0 | 2 | 0 | — | b; ⊕ 2p30 |
| 11 | 57.0 | 58.1 | 59.1 | 16.1 | 24.6 | 14.1 | 25.8 | 10.0 | 11.3 | 13.2 | 10.8 | 83 | 57 | 91 | S | 1 | W | 3 | NW | 3 | 0 | 1 | 4 | — | b |
| 12 | 60.7 | 60.2 | 61.3 | 14.0 | 25.4 | 13.7 | 28.6 | 11.4 | 11.0 | 13.4 | 10.5 | 93 | 56 | 91 | S | 1 | S | 3 | S | 1 | 0 | 0 | 0 | — | b; ∈ 3a50 |
| 13 | 60.8 | 58.3 | 58.4 | 19.6 | 31.8 | 15.8 | **32.8** | 9.0 | 10.5 | **16.2** | 11.5 | 61 | 47 | 86 | S | 3 | S | 3 | C | 0 | 0 | 0 | 0 | — | b b |
| 14 | 57.3 | 55.9 | 56.6 | 14.9 | 25.0 | 15.4 | 27.1 | 11.8 | 11.6 | 14.2 | 11.3 | 92 | 60 | 87 | S | 1 | S | 3 | S | 1 | 0 | 0 | 0 | — | b b |
| 15 | 57.8 | 56.8 | 58.2 | 14.9 | 25.8 | 14.5 | 26.4 | 13.8 | 11.1 | 14.2 | 11.3 | 88 | 58 | 93 | S | 1 | S | 3 | S | 3 | 10 | 0 | 8 | — | b b |
| 16 | 58.6 | 57.7 | 58.3 | 16.4 | 26.6 | 17.7 | 28.2 | 13.0 | 11.3 | 16.1 | 13.4 | 81 | 63 | 89 | S | 3 | S | 3 | S | 1 | 4 | 4 | 10 | — | b b |
| 17 | 57.8 | 57.8 | 58.4 | 15.7 | 21.4 | 10.3 | 24.0 | 11.0 | 12.0 | 10.4 | 8.5 | 90 | 55 | 92 | SW | 1 | S | 5 | S | 1 | 10 | 0 | 0 | 0.8 | ● 3a-7a |
| 18 | 57.5 | 57.1 | 57.6 | 10.4 | 23.8 | 13.2 | 24.2 | **5.0** | 8.2 | 12.1 | 10.0 | 88 | 56 | 89 | S | 1 | NW | 5 | NW | 1 | 0 | 0 | 6 | — | |
| 19 | 55.6 | 56.9 | 58.8 | 16.4 | 17.0 | 13.8 | 22.2 | 12.8 | 12.4 | 12.2 | 10.3 | 89 | 85 | 88 | NW | 3 | NW | 3 | NW | 3 | 10 | 10 | 10 | 1.3 | ● 6a-7a, 8a 15-2p |
| 20 | 60.0 | 59.1 | 59.6 | 14.8 | 20.7 | 10.2 | 22.5 | 10.0 | 10.3 | 10.5 | 8.7 | 83 | 58 | 94 | SW | 2 | S | 5 | S | 1 | 5 | 3 | 0 | **6.9** | b |
| 21 | 59.3 | 57.4 | 57.7 | 13.0 | 24.6 | 12.1 | 25.6 | 7.2 | 8.3 | 14.1 | 10.0 | 75 | 61 | 96 | S | 1 | S | 5 | C | 0 | 0 | 0 | 0 | — | b b |
| 22 | 58.0 | 57.7 | 58.4 | 12.0 | 24.2 | 13.1 | 26.6 | 7.4 | 9.7 | 13.8 | 10.3 | 94 | 62 | 93 | S | 1 | S | 6 | S | 3 | 0 | 0 | 0 | — | b b |
| 23 | 57.6 | 56.9 | 57.4 | 16.7 | 26.1 | 14.8 | 28.0 | 13.8 | 10.3 | 15.9 | 11.7 | 72 | 64 | 93 | NW | 2 | SW | 6 | C | 0 | 1 | 0 | 0 | — | b b |
| 24 | 57.2 | 58.1 | 58.6 | 15.2 | 24.2 | 16.8 | 26.0 | 11.4 | 11.2 | 13.3 | 12.6 | 84 | 60 | 89 | SW | 1 | SW | 6 | C | 0 | 0 | 0 | 4 | — | b b |
| 25 | 60.1 | 59.6 | 60.7 | 16.0 | 26.3 | 15.1 | 26.6 | 14.4 | 9.4 | 13.0 | 8.6 | 69 | 52 | 67 | S | 4 | NW | 5 | W | 4 | 4 | 4 | 0 | — | b b |
| 26 | 58.9 | 57.3 | 58.5 | 15.6 | 27.4 | 12.7 | 29.8 | 7.2 | 8.4 | 14.6 | 10.0 | 63 | 54 | 92 | SE | 4 | NW | 5 | W | 1 | 0 | 0 | 0 | — | b b |
| 27 | 58.3 | 56.6 | 58.2 | 11.4 | 26.7 | 12.3 | 27.2 | 8.2 | 9.6 | 13.6 | 9.6 | 96 | 53 | 91 | S | 2 | S | 4 | S | 1 | 0 | 0 | 4 | — | b b |
| 28 | 57.6 | 56.7 | 57.4 | 12.4 | 26.7 | 14.8 | 27.5 | 7.8 | 9.6 | 14.3 | 12.0 | 90 | 56 | 96 | S | 1 | S | 6 | C | 0 | 0 | 0 | 0 | — | b b |
| 29 | 57.3 | 56.9 | 58.6 | 16.8 | 23.9 | 13.8 | 27.8 | 11.6 | 13.0 | 14.0 | 9.6 | 92 | 63 | 82 | S | 1 | S | 5 | S | 1 | 4 | 6 | 3 | — | b b; ⊕ 1p15, ∈ 8p |
| 30 | 59.2 | 59.3 | 59.5 | 15.8 | 26.9 | 13.9 | 29.6 | 14.0 | 11.8 | 15.9 | 11.9 | 88 | 61 | 93 | W | 1 | W | 4 | W | 1 | 4 | 5 | 2 | — | b b; ⊕ 1p, ∈ 9p |
| 31 | 59.3 | 61.7 | 61.9 | 13.2 | 21.5 | 12.8 | 23.8 | 9.0 | 10.1 | 11.1 | 9.5 | 90 | 63 | 87 | S | 1 | W | 6 | W | 1 | 0 | 4 | 9 | — | b; ⊕ 3p |
| Pro. Mit. | 58.5 | 57.9 | 58.9 | 14.8 | 24.5 | 13.3 | 26.5 | 9.6 | 9.9 | 12.6 | 10.1 | 80 | 56 | 88 | | 1.8 | | 4.3 | | 1.2 | 2.5 | 2.2 | 2.5 | 9.4 | |

**ISLA MOCHA (W)** (H = 20 m) **ENERO 1912** φ = 38° 21′ S λ = 73° 58′ W $C_g$ =

| | | | | | | | | | | | | | | | | | | | | | | | | | |
|---|---|---|---|---|---|---|---|---|---|---|---|---|---|---|---|---|---|---|---|---|---|---|---|---|---|
| 1 | 58.7 | 58.2 | 58.5 | 14.6 | 16.0 | 14.0 | 17.0 | **9.2** | 10.2 | 11.2 | 9.2 | 83 | 83 | 78 | N | 1 | N | 1 | N | 1 | 10 | 10 | 10 | — | |
| 2 | 58.6 | 58.7 | 59.3 | 14.2 | 15.0 | 14 8 | 18.0 | 11.2 | 9.4 | 8.6 | 9.8 | 78 | 68 | 78 | S | 1 | S | 1 | S | 1 | 10 | 8 | 0 | **2.0** | ||| [1] 0a20-4a |
| 3 | 59.9 | 61.2 | 61.9 | 15.2 | 16.0 | 15.2 | 16.8 | 12.0 | 10.6 | 10.7 | 8.8 | 83 | 79 | 68 | S | 1 | S | 1 | S | 1 | 0 | 8 | 0 | — | |
| 4 | 61.3 | 61.2 | 58.9 | 15.2 | 14.6 | 14.0 | 16.0 | 11.0 | 9.8 | 9.1 | 9.2 | 76 | 74 | 78 | S | 1 | S | 1 | S | 1 | 10 | 5 | 8 | — | ● ch 6p55 |
| 5 | 66.2 | **67.2** | 64.8 | 14.8 | 16.0 | 15.0 | 17.0 | 10.2 | **7.5** | 9.4 | 9.7 | **60** | 69 | 76 | S | 1 | S | 1 | S | 2 | 0 | 0 | 0 | 1.2 | |
| 6 | 59.5 | 59.3 | 59.7 | 15.0 | 15.2 | 15.0 | 16.2 | 12.0 | 9.9 | 10.9 | 9.9 | 78 | 85 | 78 | S | 1 | S | 2 | S | 2 | 0 | 0 | 0 | — | |
| 7 | 60.7 | 62.3 | 64.0 | 15.2 | 15.4 | 14.2 | 16.2 | 12.8 | 11.2 | 11.0 | 10.4 | 87 | 85 | 87 | S | 1 | S | 2 | S | 2 | 7 | 10 | 10 | — | ● ch 11a3 |
| 8 | 64.4 | 65.3 | 64.4 | 14.2 | 14.8 | 14.4 | 16.4 | 11.0 | 9.1 | 10.3 | 10.3 | 76 | 83 | 85 | S | 2 | S | 3 | S | 3 | 0 | 0 | 0 | 0.0 | |
| 9 | 62.4 | 62.4 | 61.1 | 13.6 | 14.8 | 14.0 | 15.4 | 10.8 | 9.7 | 10.3 | 9.5 | 85 | 83 | 80 | S | 3 | S | 2 | S | 3 | 0 | 0 | 0 | — | |
| 10 | 60.8 | 61.4 | 62.0 | 13.0 | 14.1 | 14.0 | 16.0 | 11.2 | 9.8 | 11.7 | 10.3 | 89 | **98** | 87 | S | 3 | S | 1 | S | 1 | 0 | 0 | 10 | — | ≡ 10p10-MN |
| 11 | 59.6 | 60.1 | 61.6 | 13.8 | 14.8 | 14.7 | 16.2 | 11.3 | 10.4 | 10.9 | 10.1 | 90 | 87 | 82 | S | 1 | S | 1 | S | 1 | 10 | 10 | 5 | 0.8 | ≡ MN-10a10, 8p5 |
| 12 | 61.7 | 63.3 | 64.3 | 14.1 | 18.0 | 14.8 | 19.8 | 12.3 | 10.5 | 12.5 | 10.7 | 88 | 81 | 86 | C | 0 | C | 0 | S | 1 | 0 | 0 | 0 | 0.0 | |
| 13 | 63.2 | 62.5 | 62.1 | 13.8 | 15.4 | 14.0 | 16.0 | 12.4 | 10.2 | 10.8 | 10.6 | 87 | 83 | 90 | S | 1 | S | 1 | S | 1 | 0 | 0 | 10 | — | ≡ 8p10-MN |
| 14 | 58.7 | 59.3 | 59.0 | 13.1 | 15.0 | 13.9 | 16.6 | 10.8 | 8.5 | 9.9 | 10.1 | 76 | 78 | 86 | SE | 1 | SE | 1 | S | 1 | 10 | 10 | 10 | — | ||| 8p45-MN |
| 15 | 60.1 | 59.5 | 59.9 | 13.7 | 14.4 | 15.1 | 16.0 | 11.0 | 11.1 | 11.4 | 10.0 | 96 | 94 | 78 | S | 1 | S | 1 | S | 1 | 10 | 10 | 10 | 0.5 | ||| todo el dia |
| 16 | 59.8 | 60.3 | 62.2 | 15.0 | 17.0 | 13.7 | 17.8 | 12.3 | 11.3 | 13.0 | 10.7 | 89 | 90 | 93 | S | 1 | SE | 1 | S | 1 | 10 | 5 | 0 | 0.0 | ||| MN-0a15 |
| 17 | 59.4 | 61.0 | 60.8 | 13.9 | 15.9 | 14.1 | 16.2 | 11.0 | 10.7 | 10.5 | 9.2 | 92 | 78 | 77 | S | 1 | S | 1 | S | 1 | 0 | 0 | 0 | — | |
| 18 | 59.6 | 59.7 | 58.5 | 14.7 | 18.1 | 16.2 | 18.6 | 11.3 | 10.1 | 12.2 | 12.4 | 82 | 79 | 90 | S | 1 | C | 0 | N | 2 | 0 | 0 | 10 | — | |
| 19 | **57.3** | 59.0 | 59.4 | 15.5 | 17.7 | 14.1 | 18.0 | 12.1 | 12.4 | 12.1 | 10.5 | 94 | 80 | 88 | NW | 1 | N | 1 | NW | 1 | 10 | 8 | 0 | 1.6 | ●[2] ch 6a45, 3p5 |
| 20 | 61.3 | 61.9 | 62.3 | 15.0 | 16.1 | 13.7 | 17.3 | 11.0 | 8.8 | 9.3 | 10.7 | 69 | 68 | 93 | SE | 1 | SW | 1 | S | 1 | 5 | 0 | 0 | **2.0** | ●[2] ch 10a15, ● g |
| 21 | 60.3 | 60.9 | 61.0 | 14.1 | 19.1 | 16.3 | 19.5 | 11.3 | 10.5 | 11.6 | 11.8 | 88 | 71 | 85 | S | 1 | S | 1 | S | 1 | 0 | 0 | 0 | 0.0 | |
| 22 | 61.4 | 60.5 | 60.2 | 14.5 | 15.7 | 15.1 | 18.2 | 10.5 | 11.2 | 11.2 | 9.9 | 92 | 84 | 77 | S | 1 | S | 1 | S | 1 | 0 | 0 | 0 | — | |
| 23 | 59 6 | 59.6 | 59.3 | 16.8 | 20.4 | 18.0 | 21.0 | 11.1 | 11.6 | **14.4** | 9.6 | 81 | 81 | 63 | S | 1 | W | 1 | W | 1 | 8 | 0 | 0 | — | |
| 24 | 59.5 | 60.8 | 61.2 | 17.1 | 20.1 | 15.6 | **21.8** | 13.2 | 11.6 | 13.1 | 11.3 | 80 | 75 | 86 | SE | 2 | W | 1 | S | 2 | 0 | 0 | 0 | — | |
| 25 | 62.2 | 64.1 | 64.3 | 14.9 | 16.0 | 15.1 | 16.7 | 11.5 | 11.4 | 10.3 | 10.0 | 90 | 76 | 78 | S | 3 | S | 2 | S | 3 | 0 | 0 | 0 | — | |
| 29 | 62.2 | 61.5 | 61.0 | 14.1 | 14.5 | 14.0 | 15.9 | 11.7 | 9.2 | 10.4 | 10.3 | 77 | 85 | 87 | SE | 2 | S | 2 | S | 2 | 0 | 0 | 0 | — | |
| 27 | 59.1 | 60.6 | 60.8 | 14.4 | 15.0 | 14.1 | 16.2 | 12.0 | 11.5 | 9.9 | 9.3 | 95 | 78 | 78 | S | 1 | S | 2 | S | 2 | 0 | 0 | 0 | — | |
| 28 | 59.7 | 59.8 | 59.0 | 14.1 | 18.0 | 17.1 | 19.7 | 13.1 | 10.5 | 12.5 | 12.0 | 88 | 81 | 83 | SE | 1 | S | 1 | S | 1 | 10 | 10 | 10 | — | ≡[2] 10p15-MN |
| 29 | 58.2 | 59.5 | 60.6 | 14.8 | 18.0 | 15.0 | 19.0 | 13.0 | 10.5 | 10.9 | 11.4 | 84 | 71 | 90 | S | 1 | W | 1 | W | 1 | 8 | 10 | 10 | — | ≡[2] MN-4a45 |
| 30 | 62.1 | 62.7 | 62.8 | 14.1 | 15.1 | 14.2 | 19.7 | 12.8 | 10.5 | 11.5 | 11.6 | 88 | 90 | 97 | SE | 1 | S | 1 | S | 1 | 10 | 10 | 0 | — | |
| 31 | 61.0 | 63.6 | 62.5 | 15.2 | 16.0 | 15.0 | 18.0 | 12.0 | 11.3 | 11.5 | 10.9 | 88 | 85 | 86 | S | 1 | W | 1 | S | 1 | 5 | 10 | 10 | — | |
| Pro. Mit. | 60.6 | 61.2 | 61.2 | 14.6 | 16.2 | 14.8 | 17.5 | 11.6 | 10.4 | 11.1 | 10.3 | 84 | 81 | 83 | | 1.3 | | 1.2 | | 1.4 | 4.3 | 4.0 | 3.6 | 8.1 | |

Barómetro reducido a 0°C y a gravedad normal.

Barometer reduciert auf 0°C und No

**NTULMO** (H = 50 m) **ENERO 1912** $\varphi = 38°\ 02'$ S $\lambda = 73°\ 12'$ W $h_a = —$

| Temp. a la intemp. Temp. im Freien C° Max. | Min. | Velocidad del viento Windgeschwindigkeit m/minuto 7a | 2p | 9p | km 9p-7a | 7a-2p | 2p-9p | 7a-7a | k/1h | Nubes (clase y dirección) Wolken (Art und Richtung) 7a | 2p | 9p | Agua caida Niederschlag mm 7a | 2p | 9p | Evaporación Verdunstung mm 7a | 2p | 9p | 7a-7a |
|---|---|---|---|---|---|---|---|---|---|---|---|---|---|---|---|---|---|---|---|
| | | | | | | | | | | a-cu SE | cu-ni NW | | — | — | — | | | | |
| | | | | | | | | | | str-cu SE | cu NW | | — | — | — | | | | |
| | | | | | | | | | | ci-cu NW | ci-str NW | ci-str NW | — | — | — | | | | |
| | | | | | | | | | | cu S | str-cu SW | cu-ni SW | — | — | — | | | | |
| | | | | | | | | | | a-str S | ci-cu S | | 0.4 | — | — | | | | |
| | | | | | | | | | | | ci NW | | — | — | — | | | | |
| | | | | | | | | | | ci-cu NW | ci-cu NW | ci-str S | — | — | — | | | | |
| | | | | | | | | | | | | | — | — | — | | | | |
| | | | | | | | | | | | | | — | — | — | | | | |
| | | | | | | | | | | | a-str SW | | — | — | — | | | | |
| | | | | | | | | | | | | | — | — | — | | | | |
| | | | | | | | | | | | a-cu W | a-cu NW | — | — | — | | | | |
| | | | | | | | | | | | | | — | — | — | | | | |
| | | | | | | | | | | | | | — | — | — | | | | |
| | | | | | | | | | | | | | — | — | — | | | | |
| | | | | | | | | | | str | | str-cu S | — | — | — | | | | |
| | | | | | | | | | | str-cu S | str-cu S | str-cu S | — | — | — | | | | |
| | | | | | | | | | | fr-ni SW | | | 0.8 | — | — | | | | |
| | | | | | | | | | | | | str-cu NW | — | — | — | | | | |
| | | | | | | | | | | ni NW | ni NW | fr-ni NW | 1.3 | 6.5 | 0.4 | | | | |
| | | | | | | | | | | str-cu SW | a-cu S | | — | — | — | | | | |
| | | | | | | | | | | | | | — | — | — | | | | |
| | | | | | | | | | | | | | — | — | — | | | | |
| | | | | | | | | | | a-str NW | | | — | — | — | | | | |
| | | | | | | | | | | | | str-cu S | — | — | — | | | | |
| | | | | | | | | | | a-cu S | | | — | — | — | | | | |
| | | | | | | | | | | | | | — | — | — | | | | |
| | | | | | | | | | | | | a-str | — | — | — | | | | |
| | | | | | | | | | | | | | — | — | — | | | | |
| | | | | | | | | | | a-cu S | a-str S | a-str S | — | — | — | | | | |
| | | | | | | | | | | ci-str W | a-cu W | a-str W | — | — | — | | | | |
| | | | | | | | | | | | a-str W | str-cu W | — | — | — | | | | |
| | | | | | | | | | | | | | 2.5 | 6.5 | 0.4 | | | | |

**LA MOCHA (W)** (H = 20 m) **ENERO 1912** $\varphi = 38°\ 21'$ S $\lambda = 73°\ 58'$ W $h_a = —$

| | | | | | | | | | | | | | | | | | | | |
|---|---|---|---|---|---|---|---|---|---|---|---|---|---|---|---|---|---|---|---|
| | | | | | | | | | | | | | — | — | — | | | | |
| | | | | | | | | | | | ci-cu S | | 2.0 | — | — | | | | |
| | | | | | | | | | | | cu S | a-cu S | — | — | — | | | | |
| | | | | | | | | | | | cu S | cu S | — | — | 1.2 | | | | |
| | | | | | | | | | | | | | — | — | — | | | | |
| | | | | | | | | | | | | | — | — | — | | | | |
| | | | | | | | | | | ci-cu | | | — | 0.0 | — | | | | |
| | | | | | | | | | | | | | — | — | — | | | | |
| | | | | | | | | | | | | | — | — | — | | | | |
| | | | | | | | | | | | | | — | — | — | | | | |
| | | | | | | | | | | | | cu S | 0.8 | — | 0.0 | | | | |
| | | | | | | | | | | | | | — | — | — | | | | |
| | | | | | | | | | | | | | — | — | — | | | | |
| | | | | | | | | | | | | | — | — | 0.0 | | | | |
| | | | | | | | | | | | | | 0.5 | 0.0 | — | | | | |
| | | | | | | | | | | | cu S | | — | — | — | | | | |
| | | | | | | | | | | | | | — | — | — | | | | |
| | | | | | | | | | | | | | — | — | — | | | | |
| | | | | | | | | | | | ci-cu N | | 1.6 | — | 0.8 | | | | |
| | | | | | | | | | | cu-ni | | | 1.2 | 0.0 | — | | | | |
| | | | | | | | | | | | | | — | — | — | | | | |
| | | | | | | | | | | | | | — | — | — | | | | |
| | | | | | | | | | | ci-cu | | | — | — | — | | | | |
| | | | | | | | | | | | | | — | — | — | | | | |
| | | | | | | | | | | | | | — | — | — | | | | |
| | | | | | | | | | | | | | — | — | — | | | | |
| | | | | | | | | | | | | | — | — | — | | | | |
| | | | | | | | | | | | | | — | — | — | | | | |
| | | | | | | | | | | cu | | | — | — | — | | | | |
| | | | | | | | | | | | | | — | — | — | | | | |
| | | | | | | | | | | | | | — | — | — | | | | |
| | | | | | | | | | | | | | 6.1 | 0.0 | 2.0 | | | | |

Las observaciones se efectuaron según hora oficial de Chile (75° de long).

Alle Beobachtungen nach chilenischer Einheitszeit (75° Länge).

## VALDIVIA (H = 15 m) — ENERO 1912 — φ = 39° 48′ S — λ = 73° 15′ W — Cg = −0.4 > 755.0 / −0.3 < 755.0

| Dia / Tag | Barómetro Barometer 700 mm + | | | Temperatura del aire Lufttemperatur C° | | | | | Humedad absoluta Absolute Feuchtigkeit mm | | | Humedad relativa Relative Feuchtigkeit % | | | Dirección y fuerza del viento Richtung und Stärke des Windes 0—12 B | | | | | | Nebulosidad Bewölkung 0—10 | | | Agua caída Niederschlag mm | Notas Bemerkungen |
|---|---|---|---|---|---|---|---|---|---|---|---|---|---|---|---|---|---|---|---|---|---|---|---|---|---|
| | 7a | 2p | 9p | 7a | 2p | 9p | Max. | Min. | 7a | 2p | 9p | 7a | 2p | 9p | 7a | | 2p | | 9p | | 7a | 2p | 9p | 7a-7a | |
| 1 | 59.2 | 57.6 | 57.9 | 10.3 | 17.0 | 14.5 | 17.2 | 9.4 | 9.1 | 8.8 | 10.7 | **98** | 61 | 87 | E | 1 | W | 2 | W | 1 | 10 | 10 | 10 | — | ●⁰ 10p30-MN |
| 2 | 58.6 | 58.0 | 58.5 | 13.6 | 18.2 | 12.5 | 19.2 | 10.8 | 9.0 | 9.0 | 9.5 | 77 | 58 | 88 | S | 2 | W | 4 | W | 1 | 3 | 4 | 9 | 0.9 | ●⁰ MN-0a30 |
| 3 | 59.3 | 60.0 | 61.7 | 11.2 | 16.4 | 12.5 | 18.5 | 9.4 | 9.3 | 9.2 | 9.7 | 93 | 66 | 90 | N | 1 | WNW | 2 | W | 1 | 10 | 10 | 3 | — | ≡ |
| 4 | 61.1 | 60.9 | 62.4 | 11.7 | 17.4 | 12.0 | 17.7 | 10.3 | 9.6 | 7.9 | 9.3 | 93 | 53 | 89 | C | 0 | W | 4 | W | 1 | 10 | 10 | 5 | — | ●⁰ 7a-8a30, ●gt 7p, ● |
| 5 | 66.2 | 66.0 | 65.9 | 9.3 | 18.0 | 13.0 | 19.0 | **6.8** | 8.4 | 9.2 | 10.3 | 96 | 50 | 93 | C | 0 | W | 2 | W | 2 | 8 | 4 | 0 | 1.4 | ≡; ∞ al S [11p |
| 6 | 62.5 | 57.6 | 58.4 | 13.6 | 24.6 | 17.0 | 24.6 | 9.4 | 8.5 | 9.0 | 10.5 | 73 | 39 | 73 | SE | 2 | SE | 3 | W | 1 | 0 | 4 | 3 | — | |
| 7 | 60.9 | 60.3 | 64.9 | 15.2 | 21.9 | 13.5 | 21.9 | 10.8 | 9.5 | 11.7 | 8.4 | 74 | 60 | 73 | S | 1 | WSW | 2 | W | 1 | 7 | 9 | 4 | — | ● gt 3p. |
| 8 | **67.7** | 65.4 | 66.0 | 13.2 | 22.0 | 15.0 | 22.2 | 9.0 | 8.3 | 9.9 | 8.3 | 73 | 50 | 66 | S | 5 | SE | 4 | SE | 2 | 0 | 0 | 0 | 0.0 | |
| 9 | 65.2 | 61.7 | 62.4 | 13.2 | 24.4 | 17.0 | 24.8 | 11.8 | 8.9 | 9.8 | 9.1 | 79 | 43 | 63 | SE | 4 | SE | 4 | SE | 2 | 4 | 0 | 0 | — | ≡ |
| 10 | 61.9 | 59.7 | 60.7 | 15.3 | 25.3 | 16.0 | 25.7 | 12.0 | 7.5 | 10.6 | 11.5 | 58 | 44 | 85 | SE | 3 | W | 2 | W | 1 | 0 | 1 | 0 | — | ≋ en la montaña, ∞ |
| 11 | 58.9 | 58.6 | 60.2 | 16.2 | 22.3 | 16.0 | 23.8 | 13.5 | 12.4 | 12.2 | 11.1 | 90 | 61 | 82 | SE | 2 | W | 5 | NW | 1 | 8 | 3 | 3 | — | ≋ en la montaña |
| 12 | 62.0 | 62.6 | 63.6 | 15.4 | 21.0 | 14.0 | 21.7 | 14.0 | 12.5 | 13.5 | 10.9 | 96 | 73 | 92 | C | 0 | W | 3 | W | 1 | 10 | 6 | 0 | 0.8 | ●¹ 3a-10a |
| 13 | 64.8 | 62.3 | 62.2 | 15.8 | 27.9 | 21.0 | 28.2 | 11.0 | 10.3 | 13.0 | 11.3 | 77 | 46 | 61 | SE | 1 | W | 2 | S | 2 | 0 | 0 | 0 | 0.6 | ≋ |
| 14 | 60.0 | 56.4 | 57.7 | 20.7 | 31.0 | 21.0 | **31.2** | 17.0 | 12.0 | 12.9 | 10.9 | 66 | 39 | 59 | SE | 3 | SE | 3 | C | 0 | 0 | 1 | 0 | — | ≋ en la montaña |
| 15 | 59.4 | 58.0 | 59.2 | 19.4 | 25.9 | 17.0 | 27.0 | 15.7 | 12.7 | 13.2 | 12.4 | 76 | 53 | 86 | SSE | 1 | W | 4 | NW | 1 | 2 | 0 | 0 | — | ∞ al S |
| 16 | 60.0 | 59.6 | 60.0 | 17.0 | 22.1 | 17.0 | 23.4 | 13.8 | 13.1 | **14.4** | 13.6 | 90 | 73 | 94 | NE | 1 | NW | 3 | W | 1 | 10 | 7 | 10 | — | ◺ y ≡ |
| 17 | 60.1 | 59.4 | 60.0 | 14.8 | 20.8 | 13.0 | 21.5 | 12.7 | 8.5 | 9.2 | 7.9 | 68 | 50 | 71 | SE | 2 | W | 2 | W | 1 | 6 | 1 | 0 | — | |
| 18 | 59.5 | 58.2 | 57.6 | 12.6 | 20.6 | 16.5 | 21.7 | 8.0 | 9.5 | 9.4 | 12.0 | 87 | 52 | 86 | C | 0 | W | 2 | NNW | 1 | 0 | 1 | 10 | — | ≡ |
| 19 | 54.1 | **57.2** | 59.5 | 15.8 | 18.0 | 13.5 | 18.2 | 13.5 | 12.3 | 9.6 | 10.4 | 92 | 62 | 90 | NW | 2 | NW | 2 | W | 1 | 10 | 8 | 2 | **12.3** | ●² a interv. 2a30-11p |
| 20 | 61.5 | 61.1 | 61.7 | 13.0 | 18.2 | 13.2 | 19.5 | 10.3 | 10.2 | 8.6 | 8.7 | 91 | 55 | 77 | C | 0 | W | 3 | SW | 1 | 6 | 3 | 0 | 7.7 | ●¹ a interv. hasta 5a |
| 21 | 61.8 | 59.9 | 59.5 | 10.0 | 20.3 | 13.1 | 21.0 | 7.0 | 9.0 | 9.3 | 9.5 | **98** | 52 | 84 | NNE | 1 | W | 3 | W | 1 | 10 | 0 | 0 | — | ≡ n-8a30 |
| 22 | 59.8 | 60.2 | 60.7 | 10.9 | 20.7 | 14.1 | 22.0 | 7.0 | 9.2 | 9.2 | 10.7 | 94 | 51 | 90 | NNE | 1 | W | 2 | W | 1 | 10 | 10 | 0 | — | ≡ n-9a |
| 23 | 59.9 | 59.0 | 59.2 | 14.1 | 22.2 | 16.5 | 23.8 | 8.7 | 11.0 | 11.7 | 12.2 | 92 | 59 | 87 | C | 0 | W | 2 | W | 1 | 10 | 3 | 0 | 0.2 | ≡ 5a-9a |
| 24 | 59.0 | 59.4 | 61.6 | 13.2 | 22.3 | 13.4 | 23.5 | 10.3 | 11.1 | 12.4 | 10.3 | **98** | 62 | 89 | NE | 1 | WNW | 3 | W | 1 | 10 | 7 | 5 | 0.2 | ● gt 3p; ≡ |
| 25 | 63.9 | 63.8 | 64.9 | 13.6 | 21.1 | 13.5 | 21.5 | 9.0 | 8.7 | 7.3 | 5.9 | 75 | 39 | 51 | SE | 3 | SE | 3 | SSE | 4 | 3 | 1 | 0 | 0.2 | ◺ |
| 26 | 64.4 | 60.7 | 61.2 | 10.5 | 25.4 | 16.2 | 26.5 | 10.0 | 7.4 | 9.4 | **5.2** | 78 | 39 | **38** | SE | 3 | SSE | 5 | E | 2 | 5 | 0 | 1 | — | |
| 27 | 61.5 | 58.7 | 59.3 | 12.8 | 25.1 | 13.6 | 26.5 | 10.5 | 8.0 | 9.2 | 8.7 | 72 | 39 | 75 | SE | 3 | W | 2 | W | 1 | 5 | 7 | 3 | — | ≋ en la montaña |
| 28 | 59.1 | 58.7 | 58.8 | 14.5 | 19.0 | 16.4 | 22.0 | 10.8 | 9.6 | 12.2 | 12.6 | 78 | 75 | 90 | C | 0 | W | 2 | C | 0 | 9 | 9 | 10 | — | |
| 29 | 58.2 | 58.8 | 60.8 | 16.9 | 18.5 | 15.0 | 19.5 | 14.5 | 12.0 | 11.1 | 9.9 | 84 | 70 | 78 | WSW | 3 | W | 2 | C | 0 | 9 | 9 | 10 | 0.4 | ≡ MN-1a, ●⁰ 7p45-M |
| 30 | 62.5 | 61.4 | 62.1 | 13.7 | 23.5 | 13.3 | 24.2 | 11.2 | 8.9 | 9.1 | 8.4 | 76 | 42 | 74 | SSE | 3 | W | 2 | C | 0 | 7 | 1 | 0 | 0.9 | ●⁰ MN-1a |
| 31 | 61.1 | 62.4 | 63.1 | 12.0 | 17.1 | 13.4 | 19.3 | 7.0 | 8.2 | 8.3 | 9.4 | 78 | 57 | 82 | NE | 1 | NW | 2 | NNW | 1 | 1 | 9 | 9 | — | |
| Pro. Mit. | 61.1 | 60.1 | 61.0 | 13.9 | 21.6 | 15.0 | 22.5 | 10.8 | 9.8 | 10.3 | 10.0 | 83 | 54 | 79 | | 1.6 | | 2.8 | | 1.1 | 5.9 | 4.5 | 3.1 | 25.6 | |

## PUERTO VARAS (H = 55 m) — ENERO 1912 — φ = 41° 17′ S — λ = 72° 57′ W — Cg = –

| | | | | | | | | | | | | | | | | | | | | | | | | | |
|---|---|---|---|---|---|---|---|---|---|---|---|---|---|---|---|---|---|---|---|---|---|---|---|---|---|
| 1 | | | 12.4 | 14.1 | 12.3 | 14.5 | 9.5 | 9.3 | 11.0 | 10.5 | 87 | 92 | 98 | NW | 3 | NW | 2 | C | 0 | 10 | 10 | 10 | 7.5 | ●¹ |
| 2 | | | 12.1 | 16.3 | 12.2 | 17.0 | 6.5 | 9.3 | 11.3 | 8.4 | 88 | 82 | 79 | C | 0 | NW | 2 | C | 0 | 1 | 7 | 10 | 11.1 | ●⁰ an |
| 3 | | | 13.1 | 15.4 | 12.1 | 16.0 | 8.5 | 8.9 | 10.6 | 9.6 | 79 | 76 | 91 | C | 0 | NW | 1 | SW | 1 | 8 | 10 | 5 | — | |
| 4 | | | 12.3 | 12.4 | 11.0 | 15.5 | 9.5 | 9.4 | 9.2 | 7.9 | 88 | 86 | 81 | C | 0 | SW | 2 | C | 0 | 7 | 9 | 5 | 3.2 | ●⁰ |
| 5 | | | 11.2 | 16.0 | 10.4 | 17.0 | **4.5** | 8.9 | 8.7 | 9.0 | 90 | 64 | 95 | C | 0 | W | 1 | C | 0 | 4 | 6 | 0 | 1.6 | ◺ an |
| 6 | | | 14.1 | 17.1 | 13.2 | 18.5 | 5.0 | 8.6 | 10.5 | 10.0 | 72 | 72 | 88 | SW | 1 | SE | 1 | SW | 1 | 2 | 4 | 7 | — | |
| 7 | | | 14.2 | 13.1 | 11.1 | 16.0 | 8.5 | 9.7 | 9.0 | 8.7 | 81 | 80 | 88 | C | 0 | SE | 3 | SW | 2 | 6 | 6 | 0 | — | ≡ ⁰ I |
| 8 | | | 12.3 | 16.1 | 12.2 | 16.5 | 7.0 | 9.3 | 9.8 | 9.4 | 87 | 71 | 89 | SE | 2 | SE | 3 | SE | 3 | 3 | 0 | 0 | 0.0 | |
| 9 | | | 13.0 | 17.4 | 12.4 | 18.0 | 11.5 | 9.0 | 10.2 | 8.3 | 81 | 69 | 77 | SE | 2 | SE | 3 | SW | 1 | 8 | 0 | 0 | — | |
| 10 | | | 14.1 | 20.4 | 15.4 | 21.0 | 10.0 | 9.7 | 11.4 | 11.4 | 80 | 64 | 87 | SW | 1 | SW | 1 | SW | 1 | 6 | 5 | 9 | — | |
| 11 | | | 15.3 | 20.4 | 17.2 | 21.5 | 12.0 | 11.8 | 14.2 | 12.0 | 91 | 79 | 82 | SW | 1 | SW | 1 | C | 0 | 5 | 5 | 9 | 0.4 | ●⁰ ch |
| 12 | | | 16.2 | 20.4 | 15.0 | 21.0 | 14.0 | 11.0 | 11.8 | 9.2 | 80 | 66 | 72 | SW | 1 | SE | 2 | SW | 1 | 5 | 6 | 0 | — | ◺ an |
| 13 | | | 16.0 | 24.4 | 16.3 | **25.0** | 8.5 | 10.9 | 12.3 | 11.3 | 81 | **54** | 82 | SW | 1 | SW | 2 | SW | 1 | 0 | 1 | 0 | — | ◺ an |
| 14 | | | 14.0 | 21.1 | 17.0 | 22.5 | 11.5 | 10.9 | 12.4 | 12.1 | 92 | 67 | 84 | SW | 1 | SW | 2 | SW | 1 | 10 | 1 | 0 | — | |
| 15 | | | 14.3 | 22.4 | 17.2 | **25.0** | 12.5 | 11.8 | **15.0** | 13.1 | 97 | 74 | 90 | C | 0 | SW | 1 | SW | 1 | 10 | 3 | 5 | — | ≡² |
| 16 | | | 15.2 | 13.4 | 13.4 | 17.5 | 12.5 | 12.6 | 11.2 | 10.1 | 98 | 98 | 88 | NW | 2 | SW | 1 | SW | 2 | 10 | 10 | 4 | — | ●⁰ p; ≡² |
| 17 | | | 14.2 | 19.0 | 15.3 | 19.5 | 9.0 | 9.7 | 10.9 | 8.1 | 81 | 66 | 63 | SW | 1 | SW | 1 | SW | 2 | 2 | 4 | 8 | 3.5 | ◺ an |
| 18 | | | 14.0 | 18.4 | 17.1 | 20.0 | 6.5 | 9.6 | 11.2 | 11.7 | 80 | 71 | 80 | NW | 1 | NW | 1 | NW | 2 | 5 | 8 | 9 | — | ◺ an |
| 19 | | | 13.3 | 17.0 | 10.2 | 17.0 | 10.0 | 10.3 | 8.5 | 8.4 | 90 | 59 | 91 | C | 0 | SW | 2 | C | 0 | 10 | 7 | 7 | **15.1** | ●¹; ↙ NW an |
| 20 | | | 11.1 | 18.0 | 14.0 | 18.5 | 9.0 | 8.6 | **7.7** | 9.8 | 87 | 50 | 80 | C | 0 | NW | 1 | C | 0 | 9 | 6 | 10 | 5.7 | ●⁰ a |
| 21 | | | 14.1 | 17.3 | 14.3 | 18.5 | 8.0 | 9.8 | 11.6 | 10.7 | 81 | 79 | 88 | NW | 1 | NW | 1 | C | 0 | 6 | 7 | 4 | 0.7 | |
| 22 | | | 14.4 | 17.0 | 16.3 | 17.5 | 10.5 | 10.6 | 12.0 | 11.2 | 87 | 83 | 81 | NW | 2 | NW | 2 | C | 0 | 8 | 10 | 0 | — | |
| 23 | | | 15.4 | 20.0 | 16.1 | 23.0 | 13.0 | 12.0 | 13.2 | 12.2 | 94 | 76 | 89 | C | 0 | NW | 1 | C | 0 | 3 | 5 | 6 | — | |
| 24 | | | 16.0 | 13.2 | 13.0 | 19.0 | 10.0 | 11.2 | 11.1 | 10.2 | 83 | 98 | 91 | NW | 1 | SW | 2 | C | 0 | 6 | 10 | 5 | — | ●⁰ |
| 25 | | | 13.3 | 16.4 | 11.3 | 17.0 | 7.5 | 9.1 | 9.6 | 8.5 | 80 | 69 | 85 | SE | 1 | S | 2 | SW | 2 | 5 | 0 | 0 | 4.3 | ◺ an |
| 26 | | | 14.1 | 16.4 | 12.2 | 16.5 | 8.5 | 9.6 | 9.6 | 8.5 | 79 | 69 | 80 | SE | 2 | SE | 4 | SW | 2 | 4 | 0 | 0 | — | |
| 27 | | | 12.1 | 19.0 | 13.1 | 19.0 | 9.5 | 9.3 | 12.1 | 9.2 | 88 | 74 | 82 | SE | 1 | SW | 2 | SW | 2 | 10 | 3 | 0 | — | |
| 28 | | | 13.2 | 17.1 | 17.1 | 19.0 | 8.0 | 10.2 | 12.2 | 11.9 | 90 | 84 | 82 | NW | 2 | C | 0 | C | 0 | 10 | 10 | 10 | — | ≡ ⁰ I, ●⁰ p |
| 29 | | | 13.2 | 16.1 | 13.3 | 17.5 | 11.5 | 9.9 | 11.0 | 10.1 | 87 | 81 | 88 | SW | 2 | SW | 2 | C | 0 | 10 | 9 | 10 | 1.6 | |
| 30 | | | 14.2 | 18.1 | 13.0 | 18.5 | 9.5 | 9.7 | 9.1 | 9.2 | 81 | 59 | 82 | SW | 2 | S | 2 | SW | 1 | 4 | 0 | 0 | — | ◺ an |
| 31 | | | 14.1 | 19.2 | 15.2 | 19.5 | 6.0 | 9.8 | 11.2 | 9.4 | 81 | 67 | 73 | SW | 1 | SW | 1 | NW | 2 | 2 | 8 | 10 | — | ●⁰ n; ◺ an |
| Pro. Mit. | | | 13.8 | 17.5 | 13.9 | 18.8 | 9.3 | 10.0 | 10.9 | 10.0 | 85 | 74 | 84 | | 1.0 | | 1.7 | | 0.9 | 6.1 | 5.5 | 4.6 | 54.7 | |

Barómetro reducido a 0°C y a gravedad normal

Barometer reduciert auf 0°C und Norma

## VALDIVIA (H = 15 m) — ENERO 1912 — φ = 39° 48′ S — λ = 73° 15′ W — $h_a$ = 4 m

| Temp. a la intemp. Max. | Temp. a la intemp. Min. | Velocidad del viento 7a (m/minuto) | Velocidad del viento 2p (m/minuto) | Velocidad del viento 9p (m/minuto) | Velocidad del viento 9p-7a (km) | Velocidad del viento 7a-2p (km) | Velocidad del viento 2p-9p (km) | Velocidad del viento 7a-7a (km) | Velocidad del viento k/1h | Nubes (clase y dirección) 7a | Nubes (clase y dirección) 2p | Nubes (clase y dirección) 9p | Agua caída 7a (mm) | Agua caída 2p (mm) | Agua caída 9p (mm) | Evaporación 7a (mm) | Evaporación 2p (mm) | Evaporación 9p (mm) | Evaporación 7a-7a (mm) |
|---|---|---|---|---|---|---|---|---|---|---|---|---|---|---|---|---|---|---|---|
| | | 75 | 160 | | | | | 137.3 | 5.7 | str W | str NE | cu-ni W | — | — | — | | | | |
| | | 175 | 320 | | | | | 89.1 | 3.7 | fr-cu S | ci W | ci-cu SW | 0.9 | — | — | | | | |
| | | 35 | 165 | | | | | 128.8 | 5.4 | str NW | str-cu NW | fr-cu W | — | — | — | | | | |
| | | 25 | 255 | | | | | **77.6** | **3.2** | ni NW | fr-cu W | ni W | — | 0.8 | 0.0 | | | | |
| | | 25 | 145 | | | | | 145.4 | 6.1 | cu E | fr-cu W | | 0.6 | — | — | | | | |
| | | 220 | 260 | | | | | 157.6 | 6.6 | | ci NW | ci W | — | — | — | | | | |
| | | 90 | 135 | | | | | 165.0 | 6.9 | ci NW | cu-ni WSW | ci W | — | — | 0.0 | | | | |
| | | 400 | 350 | | | | | 184.1 | 7.7 | | | | — | — | — | | | | |
| | | 385 | 365 | | | | | **484.3** | **20.2** | cu S | | | — | — | — | | | | |
| | | 210 | 170 | | | | | 373.2 | 15.6 | | ci W | | — | — | — | | | | |
| | | 200 | 460 | | | | | 172.0 | 7.2 | cu S | ci W | ci NW | — | — | — | | | | |
| | | 0 | 240 | | | | | 185.0 | 7.7 | ni N | fr-cu N | | 0.8 | 0.6 | — | | | | |
| | | 135 | 300 | | | | | 110.3 | 4.6 | | | | — | — | — | | | | |
| | | 210 | 300 | | | | | 244.2 | 10.2 | | ci SE | | — | — | — | | | | |
| | | 100 | 325 | | | | | 320.2 | 13.3 | fr-cu S | | | — | — | — | | | | |
| | | 50 | 300 | | | | | 253.0 | 10.5 | str W | fr-cu NW | str W | — | — | — | | | | |
| | | 115 | 200 | | | | | 182.7 | 7.6 | fr-cu SE | cu-ca | | — | — | — | | | | |
| | | 0 | 205 | | | | | 146.8 | 6.1 | | cu W | cu-ni N | — | — | — | | | | |
| | | 150 | 120 | | | | | 216.8 | 9.0 | cu-ni W | a-cu W | cu W | 12.3 | 5.2 | 1.0 | | | | |
| | | 0 | 250 | | | | | 133.0 | 5.5 | cu N | fr-cu W | | 1.5 | — | — | | 1.6 | 1.1 | |
| | | 40 | 225 | | | | | 115.7 | 4.8 | | | | — | — | — | 0.1 | 0.7 | 1.2 | 2.8 |
| | | 60 | 185 | | | | | 126.0 | 5.2 | | str W | | — | — | — | 0.1 | 0.8 | 1.2 | 2.0 |
| | | 0 | 225 | | | | | 94.1 | 3.9 | ni N | a-cu W | | 0.2 | 0.2 | — | 0.1 | 0.4 | 0.8 | 2.1 |
| | | 35 | 260 | | | | | 106.2 | 4.4 | cu-ni W | fr-cu W | | — | — | 0.2 | 0.2 | 1.3 | 1.6 | 1.4 |
| | | 250 | 250 | | | | | 145.0 | 6.0 | fr-cu S | fr-cu S | | — | — | — | 0.2 | 1.1 | 1.8 | 3.1 |
| 49.5 | 90.5 | 300 | **500** | | | | | 398.9 | 16.6 | fr-cu S | | ci-str | — | — | — | 0.9 | 1.3 | 2.4 | 3.8 |
| 51.2 | 10.5 | 315 | 150 | | | | | 356.4 | 14.8 | ci SE | ci-str W | ci-str W | — | — | — | 0.7 | 1.4 | 1.3 | 4.4 |
| 51.3 | 10.8 | 15 | 135 | | | | | 204.8 | 8.5 | a-cu NNW | cu-ni W | cu-ni NW | — | — | — | 0.3 | 0.9 | 0.5 | 3.0 |
| 39.8 | 13.0 | 60 | 115 | | | | | 118.0 | 4.9 | cu-ni SW | cu-ni W | ni | 0.4 | — | 0.4 | 0.3 | 0.6 | 0.6 | 1.7 |
| 49.0 | 10.7 | 300 | 160 | | | | | 172.1 | 7.2 | a-cu W | fr-cu W | | 0.5 | — | — | 0.3 | 1.1 | 1.3 | 1.5 |
| 47.5 | 5.0 | 35 | 185 | | | | | 141.0 | 5.9 | ci-str | str W | cu-ni W | — | — | — | 0.3 | 1.2 | 0.7 | 2.7 |
| | | 129 | 239 | | | | | 189.8 | 7.9 | | | | 17.2 | 6.8 | 1.6 | | | | |

## PUERTO VARAS (H = 55 m) — ENERO 1912 — φ = 41° 17′ S — λ = 72° 57′ W — $h_a$ = 6 m

| Temp. a la intemp. Max. | Temp. a la intemp. Min. | Velocidad del viento 7a (m/minuto) | Velocidad del viento 2p (m/minuto) | Velocidad del viento 9p (m/minuto) | Velocidad del viento 9p-7a (km) | Velocidad del viento 7a-2p (km) | Velocidad del viento 2p-9p (km) | Velocidad del viento 7a-7a (km) | Velocidad del viento k/1h | Nubes (clase y dirección) 7a | Nubes (clase y dirección) 2p | Nubes (clase y dirección) 9p | Agua caída 7a (mm) | Agua caída 2p (mm) | Agua caída 9p (mm) | Evaporación 7a (mm) | Evaporación 2p (mm) | Evaporación 9p (mm) | Evaporación 7a-7a (mm) |
|---|---|---|---|---|---|---|---|---|---|---|---|---|---|---|---|---|---|---|---|
| 35.1 | 9.5 | 205 | 165 | 18 | 39.9 | 75.9 | 57.0 | 86.6 | 3.6 | str-cu NW | str-cu NW | str-cu NW | 0.2 | — | 10.3 | 0.0 | 0.8 | 0.0 | 0.8 |
| 45.5 | 6.0 | 11 | 100 | 8 | 13.9 | 46.9 | 18.7 | 146.8 | 6.1 | a-cu SW | str-cu SW | str-cu SW | 0.8 | — | — | 0.0 | 0.4 | 0.6 | 0.8 |
| 48.0 | 8.5 | 22 | 95 | 41 | 7.1 | 22.6 | 12.4 | 72.7 | 3.0 | str-cu SW | str-cu SW, ci SW | str-cu SW, ci SW | — | — | — | 0.0 | 0.6 | 0.4 | 1.0 |
| 45.0 | 9.5 | 12 | 98 | 11 | 5.3 | 24.3 | 17.8 | 40.3 | 1.7 | str-cu SW y NW | str-cu SW, ci-cu | str-cu SW, ci-cu | 3.2 | 1.6 | — | 0.0 | 0.1 | 0.5 | 1.0 |
| 48.0 | **4.0** | 24 | 42 | 8 | 9.9 | 33.2 | 23.3 | 52.0 | 2.2 | ci-cu SW | str-cu SW ]SW | [SW | — | — | — | 0.2 | 0.4 | 0.7 | 0.8 |
| 46.0 | 4.5 | 63 | 80 | 77 | 12.9 | 45.6 | 1.9 | 69.4 | 2.9 | | ci | ci-cu SW | — | — | — | 0.0 | 1.1 | 1.0 | 1.1 |
| 38.0 | 7.5 | 26 | 221 | 122 | 36.6 | 42.0 | 56.5 | 84.1 | 3.5 | ci-cu SW | ci-cu SW | ci-cu SE | — | 0.0 | — | 0.1 | 0.6 | 1.0 | 2.0 |
| 42.0 | 6.5 | 115 | 229 | 225 | 60.9 | 71.0 | 86.1 | 159.4 | 6.6 | str-cu SE | | | — | — | — | 0.4 | 1.2 | 1.6 | 2.0 |
| 43.5 | 11.0 | 179 | 210 | 58 | 102.0 | 69.8 | 79.7 | **259.1** | **10.8** | str-cu S | | | — | — | — | 0.7 | 2.0 | 1.1 | 3.5 |
| 50.5 | 9.5 | 90 | 73 | 45 | 57.5 | 30.9 | 29.5 | 207.0 | 8.6 | str-cu SW | ci-cu SW | str-cu SW | — | — | — | 0.6 | 1.2 | 0.8 | **3.7** |
| 50.5 | 11.5 | 56 | 43 | 22 | 15.4 | 21.8 | 21.0 | 75.8 | 3.2 | str-cu SW | str-cu SW | str-cu SW | 0.4 | — | — | 0.0 | 0.0 | 0.8 | 2.0 |
| 50.0 | 14.0 | 61 | 151 | 36 | 2.7 | 32.2 | 15.7 | 45.5 | 1.9 | str-cu SW, ci | str-cu NE, ci NE | | — | — | — | 0.2 | 1.0 | 0.8 | 1.0 |
| 49.5 | 8.0 | 41 | 146 | 59 | 22.7 | 24.9 | 43.6 | 70.6 | 2.9 | | ci | | — | — | — | 0.2 | 1.2 | 1.1 | 2.0 |
| 47.5 | 10.5 | 103 | 177 | 93 | 23.9 | 56.8 | 50.5 | 92.4 | 3.8 | str-cu SW | ci-cu SW | | — | — | — | 0.0 | 1.1 | 1.6 | 2.3 |
| 52.0 | 11.5 | 11 | 76 | 48 | 30.4 | 38.6 | 29.0 | 137.7 | 5.7 | str-cu SW | str-cu SW | str-cu SW | — | — | — | 0.1 | 0.8 | 0.8 | 2.8 |
| 55.0 | 11.5 | 155 | 50 | 95 | 21.4 | 26.7 | 27.4 | 89.0 | 3.7 | str-cu SW | fr-ni | str-cu NW, ci-cu | — | 1.5 | 2.0 | 0.0 | 0.2 | 0.2 | 1.6 |
| 52.0 | 8.5 | 65 | 82 | 105 | 37.6 | 19.3 | 30.0 | 91.7 | 3.8 | a-cu SW | srt-cu SW | str-cu SW [NW | — | — | — | 0.4 | 0.9 | 1.0 | 0.8 |
| 51.0 | 5.5 | 49 | 62 | 114 | 20.4 | 42.0 | 24.7 | 69.7 | 2.9 | ci-cu NW | str-cu NW | str-cu NW | — | — | — | 0.1 | 1.0 | 0.6 | 2.0 |
| 46.5 | 9.5 | 21 | 126 | 0 | 148.6 | 16.9 | 17.9 | 215.3 | 9.0 | str-cu NW | str-cu NW | str-cu NW | 15.1 | 3.3 | 0.2 | 0.0 | 0.8 | 0.4 | 1.6 |
| 46.5 | 8.0 | 13 | 83 | 0 | 4.0 | 31.2 | 18.8 | **38.8** | **1.6** | str-cu NW | str-cu NW | str-cu NW | 2.2 | 0.7 | — | 0.0 | 0.4 | 0.0 | 1.2 |
| 52.5 | 7.5 | 74 | 80 | 19 | 10.3 | 28.1 | 19.3 | 60.3 | 2.5 | str-cu SW y NE | str-cu SW | str-cu SW | — | — | — | 0.3 | 0.8 | 0.8 | **0.7** |
| 56.5 | 9.5 | 176 | 198 | 28 | 32.6 | 69.1 | 37.4 | 80.0 | 3.3 | str-cu NW | str-cu NW | | — | — | — | 0.3 | 0.9 | 0.6 | 1.9 |
| 51.0 | 12.5 | 0 | 76 | 14 | 40.1 | 28.0 | 14.4 | 146.6 | 6.1 | ci-cu NW | str-cu NW | str-cu NW | — | — | — | 0.6 | 0.7 | 0.7 | 2.1 |
| 47.0 | 9.5 | 78 | 155 | 0 | 4.7 | 49.4 | 15.1 | 47.1 | 2.0 | str-cu NW | fr-ni NW | str-cu NW | — | 3.8 | 0.5 | 0.3 | 0.4 | 0.3 | 1.7 |
| 55.0 | 7.0 | 71 | 130 | 104 | 24.4 | 49.7 | 50.0 | 88.9 | 3.7 | str-cu S, ci-cu S | | | — | — | — | 0.3 | 1.2 | 1.3 | 1.0 |
| 54.5 | 8.5 | 161 | **236** | 129 | 31.0 | 65.1 | 56.1 | 130.7 | 5.4 | a-cu SE | | | — | — | — | 0.4 | 1.2 | 0.4 | 2.9 |
| 48.0 | 9.0 | 89 | 101 | 32 | 34.0 | 41.3 | 34.0 | 155.2 | 6.5 | str-cu S | ci-cu SW | | — | — | — | 0.7 | 1.0 | 1.2 | 2.3 |
| 51.5 | 7.5 | 136 | 0 | 28 | 13.5 | 23.9 | 3.0 | 88.8 | 3.7 | str-cu NW | str-cu NW | str-cu NW | — | 0.1 | 1.5 | 0.0 | 0.8 | 0.0 | 2.2 |
| 54.5 | 11.0 | 120 | 153 | 11 | 41.0 | 20.5 | 24.0 | 67.9 | 2.8 | str-cu NW | str-cu SW | str-cu NW | — | — | — | 0.1 | 0.6 | 0.2 | 0.9 |
| 55.5 | 8.5 | 100 | 128 | 43 | 40.1 | 87.4 | 40.2 | 84.6 | 3.5 | ci-cu S | | | — | — | — | 0.4 | 1.6 | 1.2 | 1.2 |
| 51.0 | 5.0 | 36 | 38 | 72 | 2.7 | 24.5 | 16.9 | 130.3 | 5.4 | ci-cu NW | str-cu NW | str-cu NW | — | — | 0.7 | 0.3 | 0.9 | 0.8 | 3.1 |
| 56.1 | 8.7 | 76 | 116 | 54 | 30.6 | 40.6 | 31.4 | 102.7 | 4.3 | | | | 21.9 | 11.0 | 15.2 | 6.7 | 25.9 | 22.5 | 54.2 |

Las observaciones se efectuaron según hora oficial de Chile (75° de long.)

Alle Beobachtungen nach chilenischer Einheitszeit (75° Länge).

**PUERTO MONTT** (H = 6 m) **ENERO 1912** φ = 41° 28′ S λ = 72° 55′ W $C_g$ =

| Día / Tag | Barómetro Barometer 700 mm + | | | Temperatura del aire Lufttemperatur C° | | | | | Humedad absoluta Absolute Feuchtigkeit mm | | | Humedad relativa Relative Feuchtigkeit % | | | Dirección y fuerza del viento Richtung und Stärke des Windes 0—12 B | | | | | | Nebulosidad Bewölkung 0—10 | | | Agua caída Niederschlag mm | Notas Bemerkungen |
|---|---|---|---|---|---|---|---|---|---|---|---|---|---|---|---|---|---|---|---|---|---|---|---|---|
| | 7a | 2p | 9p | 7a | 2p | 9p | Max. | Min. | 7a | 2p | 9p | 7a | 2p | 9p | 7a | | 2p | | 9p | | 7a | 2p | 9p | 7a - 7a | |
| 1 | 58.7 | 57.4 | 57.7 | 14.0 | 16.6 | 13.0 | 17.0 | 11.0 | 9.2 | 9.2 | 10.1 | 78 | 66 | 91 | N | 3 | N | 3 | N | 2 | 10 | 10 | 10 | 0.5 | ≡ a, ● 6p30-n |
| 2 | 58.9 | 58.9 | 59.2 | 14.2 | 18.6 | 13.0 | 18.6 | 7.2 | 8.6 | 9.2 | 9.2 | 72 | 58 | 83 | C | 0 | S | 3 | W | 1 | 0 | 9 | 10 | 7.3 | △ an, n; ∞ al S 1 |
| 3 | 58.3 | 59.5 | 60.6 | 15.0 | 18.2 | 13.2 | 19.6 | 9.5 | 8.9 | 10.2 | 10.0 | 70 | 65 | 89 | SW | 3 | S | 2 | C | 0 | 9 | 10 | 5 | — | ≡ I, ● ch 2p30-4p, |
| 4 | 59.5 | 59.3 | 61.6 | 13.0 | 16.5 | 10.6 | 16.8 | 10.6 | 9.8 | 9.3 | 8.8 | 89 | 67 | **93** | N | 3 | SW | 3 | NW | 2 | 5 | 7 | 3 | 5.9 | ● ch 8a-n |
| 5 | 65.1 | 66.4 | 66.6 | 13.5 | 18.8 | 12.2 | 19.9 | **6.2** | 8.3 | 11.1 | 9.1 | 72 | 69 | 87 | SW | 2 | S | 3 | C | 0 | 2 | 6 | 0 | 10.5 | △ an, n; ∞ al S 3 |
| 6 | 63.3 | 61.7 | 60.1 | 16.5 | 18.6 | 14.8 | 20.6 | 7.0 | 9.6 | 10.4 | 9.0 | 69 | 65 | 72 | S | 3 | S | 3 | SW | 4 | 2 | 7 | 6 | — | △ an, n |
| 7 | 60.9 | 63.3 | 65.3 | 16.6 | 14.8 | 14.2 | 16.8 | 9.6 | 9.9 | 8.3 | 8.6 | 70 | 66 | 72 | SW | 1 | S | 5 | S | 6 | 10 | 10 | 0 | — | ≡ 11a15-11a45 |
| 8 | **68.9** | 68.1 | 67.8 | 14.2 | 17.5 | 14.2 | 18.4 | 11.2 | 9.1 | 9.6 | 9.4 | 76 | 65 | 78 | S | 6 | S | 6 | S | 6 | 5 | 0 | 0 | 0.3 | △ an, n |
| 9 | 66.6 | 65.7 | 64.5 | 14.1 | 19.1 | 13.4 | 19.9 | 12.2 | 9.6 | 11.9 | 8.6 | 80 | 73 | 75 | S | 6 | S | 5 | S | 4 | 10 | 1 | 0 | — | △ an, n |
| 10 | 62.9 | 61.7 | 61.8 | 16.0 | 20.0 | 16.4 | 21.2 | 12.8 | 10.7 | 14.0 | 12.1 | 79 | 80 | 87 | S | 3 | SE | 2 | S | 3 | 10 | 7 | 10 | — | ≡ n; △ an |
| 11 | 59.7 | 59.4 | 59.9 | 17.1 | 22.4 | 17.8 | 22.9 | 14.8 | 11.7 | **15.6** | 12.0 | 81 | 77 | 79 | S | 2 | S | 2 | C | 0 | 10 | 7 | 8 | 0.5 | ≡ I; △ n |
| 12 | 61.7 | 62.6 | 64.2 | 18.6 | 21.9 | 15.6 | 23.0 | 14.2 | 11.3 | 14.4 | 9.6 | 71 | 74 | 73 | S | 2 | S | 3 | S | 2 | 3 | 4 | 0 | 2.9 | ● an; △; ∞ p; cu- |
| 13 | 64.8 | 64.8 | 64.0 | 16.5 | 23.2 | 16.5 | **25.6** | 14.5 | 11.2 | 11.8 | 11.8 | 80 | 56 | 84 | S | 1 | S | 2 | SW | 2 | 1 | 1 | 0 | — | △ an, n |
| 14 | 62.6 | 60.9 | 59.8 | 14.9 | 21.6 | 17.0 | 24.6 | 11.2 | 11.1 | 13.1 | 11.8 | 88 | 69 | 82 | S | 4 | S | 2 | SW | 2 | 10 | 1 | 0 | — | △ an, n; ∞ a |
| 15 | 60.5 | 60.2 | 60.1 | 16.2 | 23.2 | 17.6 | 24.2 | 14.1 | 12.0 | 14.1 | 12.6 | 87 | 67 | 84 | S | 3 | S | 2 | SW | 3 | 10 | 1 | 7 | — | △ an, n; ∞ a |
| 16 | 59.6 | 60.5 | 60.5 | 18.4 | 14.4 | 13.4 | 20.0 | 12.9 | 13.0 | 11.1 | 9.9 | 82 | 92 | 87 | NW | 3 | SW | 4 | C | 0 | 10 | 10 | 3 | — | ≡ 11a-MD, ● MD |
| 17 | 60.3 | 60.0 | 60.2 | 16.6 | 21.0 | 15.0 | 21.9 | 9.0 | 10.1 | 10.6 | 8.3 | 71 | 57 | 65 | SW | 3 | SE | 3 | W | 2 | 4 | 3 | 9 | 5.2 | △ an, n |
| 18 | 58.6 | 56.6 | 55.3 | 15.2 | 22.4 | 17.4 | 23.6 | 8.0 | 8.4 | 9.6 | 8.7 | 64 | **48** | 59 | N | 2 | N | 4 | N | 6 | 2 | 9 | 10 | — | △ an, n |
| 19 | **52.9** | 55.6 | 57.7 | 14.2 | 19.0 | 11.7 | 20.2 | 11.0 | 10.7 | 9.1 | 8.4 | 90 | 56 | 83 | NW | 3 | W | 4 | W | 2 | 9 | 6 | 7 | **14.8** | ● an, ● ch a inte |
| 20 | 60.0 | 60.0 | 60.6 | 12.2 | 18.2 | 12.0 | 19.8 | 10.0 | 9.1 | 10.7 | 9.1 | 87 | 69 | 88 | N | 3 | SE | 3 | C | 0 | 5 | 6 | 0 | 5.6 | ● ch |
| 21 | 60.6 | 60.1 | 59.7 | 15.4 | 19.9 | 14.0 | 20.6 | 10.4 | 9.8 | 10.4 | 10.0 | 76 | 60 | 85 | NW | 4 | SE | 3 | C | 0 | 9 | 8 | 7 | 1.2 | △ an, n |
| 22 | 58.0 | 58.1 | 58.8 | 15.4 | 20.0 | 16.3 | 21.2 | 12.1 | 10.0 | 11.2 | 11.5 | 77 | 65 | 83 | N | 5 | N | 5 | N | 1 | 9 | 10 | 0 | — | ≡ 11a-MD; △ an, |
| 23 | 58.8 | 58.6 | 58.7 | 18.9 | 22.8 | 16.4 | 24.2 | 13.6 | 11.5 | 14.3 | 11.8 | 71 | 70 | 85 | NW | 1 | SE | 3 | C | 0 | 6 | 7 | 0 | 0.0 | ● ch 3p; △ an, n |
| 24 | 57.6 | 58.8 | 61.5 | 16.6 | 15.3 | 12.0 | 19.8 | 11.2 | 11.6 | 11.6 | 9.2 | 82 | 89 | 89 | N | 5 | W | 3 | W | 1 | 10 | 10 | 0 | 0.2 | ● 11a45-3p38; △ |
| 25 | 63.4 | 65.4 | 66.1 | 13.0 | 18.0 | 13.8 | 19.2 | 9.5 | 9.3 | 8.7 | 8.3 | 85 | 57 | 71 | S | 3 | S | 4 | SW | 6 | 6 | 0 | 0 | 7.3 | △ an, n |
| 26 | 64.9 | 63.1 | 63.0 | 14.0 | 18.2 | 13.8 | 19.0 | 12.0 | 9.0 | **8.1** | 8.7 | 76 | 53 | 74 | S | 7 | S | 4 | S | 4 | 9 | 0 | 0 | — | △ an, n |
| 27 | 61.9 | 60.6 | 59.2 | 13.2 | 18.9 | 12.3 | 20.8 | 10.2 | 9.5 | 10.2 | 9.0 | 85 | 63 | 86 | S | 5 | S | 3 | C | 0 | 10 | 5 | 0 | — | △ an, n |
| 28 | 58.2 | 57.6 | 58.0 | 14.6 | 19.0 | 17.1 | 22.8 | 10.2 | 11.0 | 14 4 | 12.7 | 89 | 88 | 88 | N | 1 | N | 1 | C | 0 | 10 | 10 | 10 | — | ≡ a interv p |
| 29 | 58.7 | 58.7 | 60.6 | 14.5 | 17.4 | 14.2 | 18.4 | 12.2 | 9.7 | 10.1 | 9.5 | 80 | 68 | 79 | S | 3 | SE | 3 | W | 1 | 10 | 10 | 10 | 0.8 | △ an, n |
| 30 | 62.5 | 62.8 | 62.0 | 15.2 | 20.2 | 14.8 | 22.1 | 11.2 | 9.6 | 9.7 | 8.8 | 74 | 55 | 70 | S | 2 | S | 4 | S | 2 | 3 | 0 | 0 | — | △ an, n |
| 31 | 60.5 | 60.8 | 61.0 | 12.4 | 19.5 | 15.6 | 20.2 | 8.6 | 8.8 | 10.8 | 8.5 | 83 | 64 | 64 | N | 2 | SE | 3 | N | 2 | 1 | 10 | 10 | — | ≡ 8p30, siguen ● |
| Pro. Mit. | 60.9 | 60.9 | 61.2 | 15.2 | 19.2 | 14.5 | 20.7 | 10.9 | 10.1 | 11.1 | 9.8 | 79 | 67 | 80 | | 3.0 | | 3.2 | | 2.1 | 6.8 | 6.0 | 4.0 | 63.0 | |

**PUNTA CORONA** (H = 25 m) **ENERO 1912** φ = 41° 51′ S λ = 73° 50′ W $C_g$ =

| | | | | | | | | | | | | | | | | | | | | | | | | | |
|---|---|---|---|---|---|---|---|---|---|---|---|---|---|---|---|---|---|---|---|---|---|---|---|---|---|
| 1 | | | | 12.6 | 11.9 | 10.7 | 13.0 | 10.9 | 10.3 | 10.2 | 9.1 | 96 | 98 | 95 | S | 4 | SW | 3 | NW | 2 | $10^0$ | $10^1$ | $10^2$ | — | ≡ 3p15 |
| 2 | | | | 12.6 | 12.6 | 12.4 | 13.0 | 9.7 | 10.3 | 10.6 | 10.2 | 96 | 98 | 95 | NW | 3 | S | 3 | NW | 3 | 5 | 3 | 0 | 7.0 | $●^0$ 3a5-5a50; $△^0$ |
| 3 | | | | 13.6 | 13.0 | 13.0 | 14.5 | 9.5 | 10.3 | 10.9 | 9.8 | 89 | 98 | 89 | S | 6 | NW | 1 | W | 5 | 4 | 2 | 2 | — | |
| 4 | | | | 12.0 | 13.4 | 10.4 | 15.0 | 10.7 | 9.7 | 10.9 | 8.7 | 94 | 96 | 93 | SE | 3 | S | 3 | S | 3 | 10 | 5 | 0 | 0.0 | ≡ $^0$ 5a5-6a; ⌒ 6p |
| 5 | | | | 12.6 | 14.0 | 12.4 | 15.1 | 9.1 | 8.8 | 11.6 | 10.5 | 82 | 98 | 98 | SE | 3 | NNW | 5 | S | 3 | $8^2$ | $5^0$ | 0 | — | |
| 6 | | | | 13.4 | 11.4 | 13.6 | 15.5 | 9.5 | 11.2 | 9.8 | 11.1 | 98 | 98 | 96 | S | 4 | SW | 1 | C | 0 | 0 | 0 | 1 | — | ⌣ 10p-2a30 |
| 7 | | | | 13.2 | 13.5 | 11.2 | 15.5 | 9.0 | 10.8 | 11.1 | 9.7 | 96 | 97 | 98 | NW | 4 | NW | 1 | SW | 3 | 6 | 5 | 0 | — | |
| 8 | | | | 12.8 | 16.6 | 13.6 | 17.1 | 9.1 | 9.5 | 13.5 | 11.1 | 87 | 96 | 96 | S | 6 | SW | 4 | S | 5 | 0 | 0 | 1 | — | |
| 9 | | | | 14.8 | 15.0 | 12.4 | 16.9 | 8.9 | 12.0 | 12.1 | 10.5 | 96 | 96 | 98 | C | 0 | SW | 5 | SW | 10 | 0 | 0 | 0 | — | |
| 10 | | | | 12.2 | 12.4 | 13.6 | 17.5 | 9.1 | 10.3 | 10.2 | 11.1 | 98 | 95 | 96 | N | 5 | SW | 4 | SW | 7 | 5 | 0 | 2 | — | ≡ 10a5-11a20; ≡ |
| 11 | | | | 13.8 | 14.0 | 13.8 | 18.0 | 9.0 | 11.2 | 11.4 | 11.2 | 96 | 96 | 96 | C | 0 | S | 2 | C | 0 | $10^0$ | $10^0$ | $10^0$ | 0.0 | $≡^2$ 4a5-4a10 |
| 12 | | | | 14.0 | 16.2 | 13.2 | 16.9 | 12.1 | 10.8 | 13.4 | 11.0 | 92 | 98 | 98 | S | 3 | NW | 4 | SW | 4 | 1 | 0 | 0 | — | |
| 13 | | | | 13.2 | 17.2 | 14.8 | 19.1 | 11.7 | 11.0 | 13.4 | 11.7 | 98 | 92 | 93 | C | 0 | W | 3 | SW | 3 | 0 | 0 | 0 | — | $≡^2$ 0p25-6p20 |
| 14 | | | | 13.2 | 18.4 | 13.6 | **19.7** | 12.3 | 11.0 | 13.0 | 10.8 | 98 | 82 | 94 | S | 2 | SW | 2 | SW | 6 | 1 | 0 | 0 | — | $≡^2$ 0p50-4p20 |
| 15 | | | | 14.4 | 17.0 | 15.2 | 19.0 | 11.7 | 11.7 | 13.0 | 11.2 | 96 | 90 | 87 | C | 0 | SW | 2 | SW | 2 | $5^2$ | $5^2$ | 8 | — | |
| 16 | | | | 14.2 | 16.2 | 13.2 | 17.1 | 11.9 | 11.8 | 9.2 | 11.0 | 98 | **67** | 98 | N | 3 | SW | 3 | SW | 3 | $6^0$ | $5^2$ | $1^1$ | — | |
| 17 | | | | 13.6 | 16.0 | 13.4 | 16.3 | 10.9 | 11.1 | 12.7 | 10.4 | 96 | 93 | 91 | C | 0 | SW | 1 | SW | 1 | 0 | 0 | 0 | — | |
| 18 | | | | 13.4 | 14.4 | 13.6 | 16.5 | 10.1 | 10.9 | 10.3 | 11.1 | 96 | 85 | 96 | N | 1 | N | 5 | N | 7 | $10^1$ | $5^2$ | $5^2$ | — | $●^1$ 6p15-MN |
| 19 | | | | 13.2 | 13.6 | 11.0 | 14.5 | 10.3 | 11.0 | 11.1 | 9.5 | 98 | 96 | 97 | SW | 3 | SW | 2 | SW | 3 | 1 | 2 | $5^2$ | **13.0** | $●^1$ MN-2a45, $●^0$ |
| 20 | | | | 12.8 | 14.8 | 13.0 | 15.1 | 9.9 | 10.5 | 8.8 | 8.6 | 96 | 70 | 77 | NW | 2 | NW | 2 | SW | 1 | $5^2$ | $10^1$ | $10^1$ | 3.0 | $△^2$ 9a10a5 |
| 21 | | | | 14.2 | 15.2 | 14.2 | 15.7 | 9.5 | 10.4 | 11.5 | 11.8 | 87 | 89 | 98 | NW | 1 | NW | 1 | N | 4 | $10^1$ | $5^2$ | $5^2$ | 4.5 | |
| 22 | | | | 13.8 | 14.2 | 14.2 | 14.9 | 12.7 | 11.2 | 11.8 | 11.8 | 96 | 98 | 98 | N | 4 | N | 2 | NW | 1 | 10 | 10 | 10 | — | $●^1$ 10a-10a45, ● |
| 23 | | | | 14.0 | 14.2 | 14.0 | 15.0 | 11.3 | 10.6 | 11.5 | 9.2 | 90 | 96 | 78 | NW | 1 | N | 5 | NW | 3 | $10^0$ | 0 | 0 | 12.5 | [20; ≡ |
| 24 | | | | 14.6 | 13.8 | 12.8 | 15.7 | 11.9 | 11.8 | 10.2 | 10.8 | 96 | 87 | 98 | N | 3 | SW | 2 | SW | 1 | $10^1$ | 0 | 0 | — | |
| 25 | | | | 13.2 | 14.4 | 12.4 | 17.1 | 12.1 | 10.8 | 11.1 | 10.2 | 96 | 92 | 95 | S | 1 | SW | 2 | SSW | 3 | 0 | 0 | 0 | — | |
| 26 | | | | 11.6 | 16.6 | 13.2 | 17.5 | **8.7** | 9.9 | 13.2 | 11.0 | 98 | 94 | 98 | S | 1 | SW | 1 | C | 0 | 0 | 0 | 0 | — | |
| 27 | | | | 12.8 | 15.8 | 13.6 | 18.3 | 8.9 | 10.8 | 12.8 | 10.5 | 98 | 96 | 92 | S | 1 | SW | 4 | SW | 1 | 0 | 0 | 0 | — | |
| 28 | | | | 13.0 | 14.0 | 13.0 | 17.3 | 8.9 | 10.9 | 11.1 | 10.4 | 98 | 94 | 94 | N | 4 | NW | 2 | SW | 2 | $10^1$ | $10^0$ | $19^1$ | — | ● 3p45-3p55 |
| 29 | | | | 11.4 | 14.8 | 11.8 | 17.9 | **8.7** | 8.6 | 8.8 | **8.3** | 86 | 70 | 81 | S | 1 | C | 0 | SW | 1 | 0 | 0 | 0 | 3.0 | |
| 30 | | | | 12.8 | 17.4 | 13.0 | 18.3 | 9.1 | 9.7 | **14.5** | 10.9 | 89 | 98 | 98 | C | 0 | SW | 2 | SW | 3 | 0 | 0 | 0 | — | |
| 31 | | | | 13.6 | 13.8 | 13.2 | 17.5 | 8.9 | 11.3 | 11.2 | 11.0 | 98 | 96 | 98 | C | 0 | N | 3 | N | 6 | 0 | 0 | $5^2$ | — | $●^0$ 9p40-MN |
| Pro. Mit. | | | | 12.9 | 14.4 | 12.7 | 16.5 | 10.2 | 10.7 | 11.4 | 10.5 | 94 | 92 | 94 | | 2.2 | | 2.6 | | 3.1 | 4.4 | 3.0 | 2.7 | 43.0 | |

Barómetro reducido a 0°C y a gravedad norm al.

Barometer reduciert auf 0°C und

$●^1$ $●^2$ 9p5 11p20; ⌒ 5p-5p35.

**ERTO MONTT** (H = 6 m) **ENERO 1912** φ = 41° 28′ S λ = 72° 55′ W $h_a$ = — 0.2

| emp. a la ntemp. Temp. m Freien. | Velocidad del viento Windgeschwindigkeit | | | | | | | | Nubes (clase y direccion) Wolken (Art und Richtung) | | | Agua caida Niederschlag | | | Evaporación Verdunstung | | | |
|---|---|---|---|---|---|---|---|---|---|---|---|---|---|---|---|---|---|---|
| | m/minuto | | | km | | | | | | | | mm | | | mm | | | |
| ax. Min. | 7a | 2p | 9p | 9p-7a | 7a-2p | 2p-9p | 7a-7a | k/1h | 7a | 2p | 9p | 7a | 2p | 9p | 7a | 2p | 9p | 7a-7a |
| | | | | | | | | | ci-str NW | ni NE | ni | 0.5 | 0.2 | 6.5 | | | | |
| | | | | | | | | | | a-cu NW | a-cu NW | 0.6 | — | — | | | | |
| | | | | | | | | | a-cu NW | cu-ni NW | cu-ni NW | — | 0.6 | 2.3 | | | | |
| | | | | | | | | | cu-ni NW | cu-ni NW | fr-ni W | 3.0 | 6.7 | 1.0 | | | | |
| | | | | | | | | | fr-cu SW | ci-cu SW | | 2.8 | — | — | | | | |
| | | | | | | | | | ci SW | ci SW | ci-str | — | — | — | | | | |
| | | | | | | | | | a-cu SW | fr-cu S, ci-str | | — | 0.3 | — | | | | |
| | | | | | | | | | fr-cu S | | | — | — | — | | | | |
| | | | | | | | | | a-cu S | fr-cu SW | | — | — | — | | | | |
| | | | | | | | | | a-cu SW | ci-cu W | a-cu W | — | — | 0.0 | | | | |
| | | | | | | | | | a-cu SW | cu-ni NW | cu-ni NW | 0.5 | 0.3 | — | | | | |
| | | | | | | | | | fr-cu W | fr-cu NW | | 2.6 | — | — | | | | |
| | | | | | | | | | fr-cu SW | cu | | — | — | — | | | | |
| | | | | | | | | | a-cu S | ci | | — | — | — | | | | |
| | | | | | | | | | a-cu SW | fr-cu SW | a-cu SW | — | — | — | | | | |
| | | | | | | | | | a-cu NW | cu-ni SW | fr-cu SW | — | 4.8 | 0.4 | | | | |
| | | | | | | | | | fr-cu SW | fr-cu W | a-cu NW | — | — | — | | | | |
| | | | | | | | | | ci W | cu-ni N | ni N | — | — | — | | | | |
| | | | | | | | | | ni NW, ci | cu-ni W | ni W | 14.8 | 2.5 | 2.1 | | | | |
| | | | | | | | | | ci NW | cu-ni NW | | 1.0 | 1.0 | 0.2 | | | | |
| | | | | | | | | | cu-ni NW | cu-ni NW | a-cu | — | — | — | | | | |
| | | | | | | | | | ci-str W | cu-ni N, ci-str NW | | — | 0.0 | — | | | | |
| | | | | | | | | | fr-cu NW, ci W | cu-ni NW | | — | — | 0.2 | | | | |
| | | | | | | | | | cu-ni NW | ni NW | | — | 5.0 | 2.3 | | | | |
| | | | | | | | | | a-cu S | | | — | — | — | | | | |
| | | | | | | | | | a-cu S | | | — | — | — | | | | |
| | | | | | | | | | a-cu S | ci | | — | — | — | | | | |
| | | | | | | | | | ni N | cu-ni N | ni N | — | 0.2 | 0.6 | | | | |
| | | | | | | | | | a-cu S | cu-ni W, a-str | a-cu | — | — | — | | | | |
| | | | | | | | | | fr-cu S, ci | | | — | — | — | | | | |
| | | | | | | | | | ci | cu-ni N, ci | a-str | — | — | 0.0 | | | | |
| | | | | | | | | | | | | 25.8 | 21.6 | 15.6 | | | | |

**NTA CORONA** (H = 25 m) **ENERO 1912** φ = 41° 51′ S λ = 73° 50′ W $h_a$ = 5.6 m

| | | | | | | | | | | | | | | | | | | |
|---|---|---|---|---|---|---|---|---|---|---|---|---|---|---|---|---|---|---|
| 560 | 360 | 250 | | | | | | | ni | ni | ni | — | — | — | | | | |
| 500 | 450 | 300 | | | | | | | ni | cu | | 7.0 | — | — | | | | |
| 600 | 120 | 500 | | | | | | | ni | cu | cu | — | — | — | | | | |
| 250 | 300 | 300 | | | | | | | ni | ci-str | | 0.0 | — | — | | | | |
| 550 | 600 | 250 | | | | | | | cu-ca | cu | | — | — | — | | | | |
| 500 | 350 | 0 | | | | | | | | a-cu | | — | — | — | | | | |
| 500 | 300 | 500 | | | | | | | ni | cu | | — | — | — | | | | |
| 600 | 450 | 500 | | | | | | | ni | cu | | — | — | — | | | | |
| 0 | 550 | **1000** | | | | | | | | | | — | — | — | | | | |
| 500 | 450 | 750 | | | | | | | a-cu | | ni | — | 0.0 | — | | | | |
| 0 | 220 | 0 | | | | | | | ni | ci-cu | cu-ni | — | — | — | | | | |
| 200 | 500 | 300 | | | | | | | str | | | — | — | — | | | | |
| 0 | 250 | 250 | | | | | | | | | | — | — | — | | | | |
| 300 | 300 | 700 | | | | | | | ni | | | — | — | — | | | | |
| 0 | 300 | 300 | | | | | | | cu | cu | ci-cu | — | — | — | | | | |
| 350 | 360 | 100 | | | | | | | cu-ni | a-cu | | — | — | — | | | | |
| 0 | 150 | 100 | | | | | | | | | | — | — | — | | | | |
| 200 | 600 | 800 | | | | | | | a-cu | cu-ni | cu-ni | — | — | 1.0 | | | | |
| 400 | 300 | 450 | | | | | | | fr-ni | ci-cu | cu | 12.0 | 1.0 | 2.0 | | | | |
| 300 | 250 | 250 | | | | | | | fr-str | ni | str | — | 4.5 | — | | | | |
| 200 | 150 | 500 | | | | | | | a-cu | str | a-cu | — | — | — | | | | |
| 500 | 300 | 200 | | | | | | | ni | ni | ci-cu | — | 0.0 | — | | | | |
| 200 | 600 | 400 | | | | | | | ni | | | 12.5 | — | — | | | | |
| 400 | 300 | 200 | | | | | | | cu | | | — | — | — | | | | |
| 200 | 350 | 400 | | | | | | | | | | — | — | — | | | | |
| 100 | 150 | 0 | | | | | | | | | | — | — | — | | | | |
| 50 | 500 | 200 | | | | | | | | | | — | — | — | | | | |
| 450 | 300 | 200 | | | | | | | cu | cu | cu | — | — | 3.0 | | | | |
| 200 | 0 | 300 | | | | | | | | | | — | — | — | | | | |
| 0 | 250 | 350 | | | | | | | | | | — | — | — | | | | |
| 0 | 400 | 720 | | | | | | | | | ni | — | — | — | | | | |
| 278 | 337 | 357 | | | | | | | | | | 31.5 | 5.5 | 6.0 | | | | |

s observaciones se efectuaron según hora oficial de Chile (75° de long.)

Alle Beobachtungen nach chilenischer Einheitszeit (75° Länge).

**HUAFO** (H = 142 m) **ENERO 1912** φ = 43° 33′ S λ = 74° 45′ W $C_g$ =

| Día Tag | Barómetro Barometer 700 mm + | | | Temperatura del aire Lufttemperatur C° | | | | | Humedad absoluta Absolute Feuchtigkeit mm | | | Humedad relativa Relative Feuchtigkeit % | | | Dirección y fuerza del viento Richtung und Stärke des Windes 0—12 B | | | | | | Nebulosidad Bewölkung 0—10 | | | Agua caída Niederschlag mm | Notas Bemerkungen |
|---|---|---|---|---|---|---|---|---|---|---|---|---|---|---|---|---|---|---|---|---|---|---|---|---|
| | 7a | 2p | 9p | 7a | 2p | 9p | Max. | Min. | 7a | 2p | 9p | 7a | 2p | 9p | 7a | | 2p | | 9p | | 7a | 2p | 9p | 7a - 7a | |
| 1 | 43.4 | 44.4 | 45.5 | 11.2 | 13.4 | 12.2 | 13.4 | 10.8 | 9.4 | 6.9 | 9.1 | 95 | 60 | 87 | N | 6 | SW | 4 | SW | 2 | 10 | 4 | 0 | 0.8 | ||| MN-MD; ≡ MN |
| 2 | 45.7 | 46.3 | 46.0 | 10.8 | 13.4 | 10.0 | 13.8 | 9.0 | 8.4 | 8.1 | 8.4 | 97 | 71 | 92 | W | 2 | NW | 4 | NW | 4 | 6 | 6 | 10 | 3.0 | ● ch MN-9a, ● 7 |
| 3 | 45.5 | 47.3 | 48.0 | 11.2 | 13.0 | 10.8 | 14.0 | 10.0 | 8.2 | 8.1 | 7.5 | 83 | 73 | 77 | NW | 6 | NW | 4 | W | 4 | 8 | 8 | 6 | 4.4 | ● ch MN-6a, ● ch |
| 4 | 48.3 | 48.9 | 50.7 | 9.2 | 12.0 | 10.4 | 13.6 | 9.0 | 6.6 | 7.0 | 7.3 | 76 | 67 | 76 | SW | 2 | SW | 2 | SW | 2 | 6 | 6 | 4 | 4.4 | ● ch MN-9a |
| 5 | 54.1 | 55.8 | 55.1 | 11.8 | 15.0 | 12.2 | 16.8 | 10.2 | 8.1 | 8.9 | 8.8 | 78 | 70 | 84 | SW | 2 | SW | 2 | W | 2 | 8 | 6 | 8 | 1.2 | |
| 6 | 52.1 | 50.6 | 49.0 | 12.8 | 14.8 | 12.6 | 16.2 | 11.0 | 9.2 | 10.3 | 9.8 | 85 | 83 | 91 | W | 2 | NW | 4 | NW | 4 | 8 | 8 | 8 | — | |
| 7 | 50.2 | 53.5 | 56.5 | 11.2 | 13.0 | 11.2 | 13.4 | 9.0 | 7.7 | 8.1 | 7.5 | 78 | 73 | 75 | S | 10 | S | 10 | S | 8 | 6 | 4 | 0 | 6.0 | ● ch MN-6a; ≡ O |
| 8 | 59.7 | **59.9** | 59.7 | 11.8 | 14.2 | 12.0 | 14.8 | 9.2 | 7.8 | 9.9 | 9.9 | 76 | 83 | 96 | S | 8 | S | 6 | S | 4 | 2 | 8 | 8 | — | |
| 9 | 58.0 | 56.4 | 54.3 | 12.4 | 14.8 | 13.0 | 14.8 | 11.2 | 9.2 | 9.5 | 9.8 | 87 | 76 | 89 | S | 4 | S | 4 | S | 2 | 4 | 4 | 8 | — | |
| 10 | 50.0 | 49.6 | 49.5 | 12.8 | 13.8 | 13.2 | 14.8 | 11.2 | 11.0 | 11.7 | 11.3 | 00 | 00 | 00 | W | 2 | W | 2 | W | 4 | 10 | 10 | 10 | 2.0 | ●⁰ y ≡ MN-MD |
| 11 | 45.9 | 44.7 | 47.0 | 13.2 | 13.6 | 13.2 | 14.8 | 12.0 | 11.3 | 11.1 | 10.5 | 00 | 96 | 94 | N | 6 | W | 6 | W | 4 | 10 | 10 | 8 | 3.6 | ●⁰ MN-3p15; ≡ |
| 12 | 49.7 | 51.4 | 53.0 | 13.4 | 17.0 | 13.0 | **17.8** | 11.6 | 9.6 | 10.9 | 10.4 | 85 | 76 | 94 | W | 2 | W | 2 | N | 2 | 6 | 4 | 0 | 1.4 | |
| 13 | 53.0 | 53.8 | 53.7 | 13.6 | 15.0 | 14.4 | 15.8 | 12.8 | 11.3 | 11.6 | 11.1 | 98 | 91 | 92 | N | 2 | N | 2 | C | 0 | 10 | 10 | 8 | — | ≡ 5a40-3p15 |
| 14 | 51.8 | 50.5 | 48.8 | 13.4 | 16.2 | 14.0 | 16.2 | 12.8 | 11.4 | **13.1** | 11.9 | 00 | 96 | 00 | NE | 2 | C | 0 | C | 0 | 10 | 10 | 10 | 0.4 | ●⁰ 3a10-1p30; ≡ |
| 15 | 47.8 | 47.8 | 47.0 | 14.8 | 15.4 | 15.0 | 15.6 | 13.8 | 12.5 | 13.0 | 12.7 | 00 | 00 | 00 | N | 4 | NW | 4 | NW | 6 | 10 | 10 | 10 | 2.0 | ●⁰ y ≡ MN-MD |
| 16 | 46.7 | 49.6 | 49.8 | 12.2 | 15.2 | 12.6 | 16.2 | 10.8 | 10.1 | 8.3 | 8.3 | 96 | 64 | 77 | SW | 6 | SW | 4 | SW | 2 | 6 | 4 | 0 | **7.4** | ● 4a-6a; ≡ MN-6 |
| 17 | 48.9 | 48.5 | 47.2 | 12.6 | 13.8 | 13.2 | 17.0 | 11.8 | 7.3 | 8.9 | 10.8 | 68 | 76 | 96 | NW | 2 | N | 6 | N | 8 | 8 | 8 | 8 | — | ● 11p10-MN |
| 18 | 44.2 | 42.4 | **38.6** | 13.6 | 13.8 | 14.2 | 14.8 | 11.4 | 11.1 | 10.9 | 11.5 | 96 | 94 | 96 | N | 8 | N | 8 | N | 10 | 8 | 6 | 8 | 3.4 | ● MN-3p |
| 19 | 39.8 | 43.6 | 44.4 | 10.8 | 13.6 | 11.2 | 14.6 | 9.8 | 7.3 | 8.2 | 7.5 | 75 | 71 | 75 | W | 8 | W | 6 | W | 6 | 4 | 4 | 6 | 4.0 | ● ch MN-MN |
| 20 | 45.9 | 47.4 | 48.1 | 10.8 | 15.0 | 12.4 | 15.2 | 9.8 | 8.2 | 9.7 | 9.2 | 86 | 76 | 87 | W | 6 | W | 6 | W | 4 | 6 | 4 | 6 | 2.4 | ● ch MN-9a, 6p-M |
| 21 | 47.5 | 47.2 | 45.4 | 8.6 | 15.2 | 13.6 | 16.2 | **8.0** | 7.4 | 9.8 | 10.8 | 89 | 76 | 94 | W | 4 | NW | 4 | NW | 6 | 8 | 6 | 8 | 1.6 | ● 8p45-MN |
| 22 | 43.4 | 46.9 | 46.4 | 12.2 | 17.0 | 13.4 | 17.2 | 12.0 | 9.8 | 9.5 | 10.4 | 94 | 66 | 91 | W | 8 | W | 4 | NW | 6 | 6 | 6 | 8 | 6.8 | ● ch 1a10-9a20 |
| 23 | 46.1 | 45.8 | 45.4 | 13.4 | 14.2 | 13.6 | 15.6 | 12.0 | 9.4 | 10.4 | 9.7 | 82 | 87 | 85 | N | 4 | N | 6 | N | 6 | 8 | 8 | 8 | 0.6 | |
| 24 | 44.1 | 47.2 | 51.2 | 11.8 | 13.6 | 11.2 | 16.0 | 11.0 | 10.3 | 8.0 | 7.2 | 00 | 69 | 73 | N | 8 | W | 6 | SW | 4 | 6 | 8 | 2 | 6.7 | ● y ≡ 0a20-6a25 |
| 25 | 54.5 | 56.7 | 58.0 | 11.6 | 13.8 | 11.6 | 14.2 | 10.0 | 6.8 | 6.6 | **6.3** | 67 | **57** | 62 | SW | 4 | S | 6 | S | 4 | 4 | 6 | 4 | — | |
| 26 | 56.8 | 55.2 | 53.5 | 11.8 | 13.4 | 11.2 | 13.8 | 9.8 | 6.7 | 7.3 | 8.7 | 65 | 64 | 88 | S | 4 | S | 6 | S | 6 | 6 | 2 | 0 | — | |
| 27 | 51.2 | 49.8 | 47.2 | 12.8 | 14.0 | 13.0 | 16.8 | 11.2 | 8.4 | 10.3 | 11.6 | 77 | 87 | 00 | SW | 4 | NW | 6 | N | 6 | 4 | 8 | 10 | — | ||| y ≡ 6p20-MN |
| 28 | 44.2 | 46.3 | 48.1 | 14.4 | 13.0 | 11.8 | 14.6 | 11.0 | 11.9 | 8.3 | 9.3 | 98 | 75 | 91 | W | 6 | SW | 6 | SW | 4 | 10 | 10 | 6 | 2.8 | ||| y ≡ MN-3p |
| 29 | 48.6 | 48.8 | 50.4 | 12.6 | 14.2 | 12.6 | 16.2 | 10.8 | 7.8 | 9.4 | 8.8 | 72 | 78 | 82 | S | 2 | S | 2 | S | 2 | 8 | 6 | 6 | 0.8 | ∞ MD-3p |
| 30 | 52.4 | 52.9 | 51.0 | 12.6 | 17.4 | 12.8 | 17.4 | 10.6 | 8.6 | 9.3 | 9.0 | 80 | 63 | 82 | S | 4 | S | 2 | W | 2 | 8 | 6 | 6 | — | |
| 31 | 48.5 | 45.8 | 45.9 | 12.8 | 13.8 | 13.4 | 14.8 | 11.8 | 7.7 | 9.9 | 11.4 | 70 | 85 | 00 | N | 6 | N | 10 | N | 10 | 8 | 10 | 10 | — | ||| MD-9p30; ≡ 1 |
| Pro. Mit. | 49.0 | 49.5 | 49.5 | 12.2 | 14.4 | 12.5 | 15.4 | 10.8 | 9.0 | 9.5 | 9.6 | 86 | 78 | 88 | | 4.6 | | 4.6 | | 4.3 | 7.2 | 6.8 | 6.3 | 65.7 | |

**EVANGELISTAS** (H = 55 m) **ENERO 1912** φ = 52° 24′ S λ = 75° 06′ W $C_g$ =

| | | | | | | | | | | | | | | | | | | | | | | | | | |
|---|---|---|---|---|---|---|---|---|---|---|---|---|---|---|---|---|---|---|---|---|---|---|---|---|---|
| 1 | 44.3 | 42.4 | 44.7 | 9.4 | 9.8 | 8.6 | 7.9 | 8.1 | 7.2 | 89 | 89 | 87 | NNW | 4 | N | 4 | WNW | 1 | 10 | 10 | 10 | 9.0 | ● ch 3a-5p |
| 2 | 44.5 | 45.6 | 46.4 | 9.2 | 10.4 | 10.0 | 8.2 | 7.5 | 7.7 | 95 | 80 | 84 | NNW | 3 | NNW | 4 | NE | 2 | 9 | 7 | 5 | — | |
| 3 | 47.2 | 48.9 | 51.0 | 10.4 | 10.6 | 10.4 | 7.7 | 9.5 | 8.7 | 82 | 00 | 93 | NE | 2 | NE | 1 | S | 1 | 8 | 10 | 8 | — | ● 2p-3p |
| 4 | 52.9 | 54.2 | 54.9 | 9.4 | 12.2 | 10.0 | 7.2 | 7.6 | 7.7 | 82 | **72** | 84 | S | 2 | C | 0 | S | 2 | 5 | 6 | 8 | 0.0 | ● ch |
| 5 | 55.1 | 52.5 | 50.9 | 10.8 | 11.2 | 10.0 | 8.4 | 8.2 | 7.1 | 89 | 83 | 79 | WNW | 5 | NNW | 6 | NNW | 8 | 8 | 10 | 10 | 11.4 | ● 4p-MN; ≡ 10p |
| 6 | 51.5 | 51.6 | 51.9 | 10.2 | 10.8 | 9.4 | 8.1 | 7.5 | 7.2 | 87 | 77 | 82 | NW | 4 | NW | 5 | NW | 5 | 9 | 7 | 8 | 4.8 | ● MN-1a45, 11p- |
| 7 | 52.8 | 55.7 | 56.1 | 8.4 | 8.6 | 9.2 | 6.6 | 6.7 | 6.6 | 81 | 81 | 76 | WSW | 3 | W | 4 | WNW | 6 | 8 | 8 | 8 | 9.8 | ● ch; ≡ a interv |
| 8 | 54.1 | 56.8 | 56.8 | 10.2 | 8.6 | 9.8 | 8.8 | 7.7 | 7.3 | 95 | 92 | 82 | NW | 6 | WNW | 6 | WNW | 6 | 10 | 10 | 8 | 7.4 | ● y ≡ 8a20-MN |
| 9 | 48.9 | 49.5 | 51.4 | 10.4 | 10.4 | 9.8 | 9.2 | 9.2 | 8.3 | 98 | 98 | 92 | WNW | 6 | WSW | 3 | S | 4 | 10 | 10 | 10 | 9.0 | ● y ≡ MN-MD |
| 10 | 51.4 | 47.8 | 35.8 | 8.8 | 10.0 | 10.6 | 7.1 | 6.8 | 8.8 | 84 | 74 | 93 | SW | 4 | NW | 5 | N | 5 | 10 | 8 | 10 | 33.8 | ● 6p-MN |
| 11 | **30.3** | 30.9 | 32.1 | 9.8 | 10.0 | 9.8 | 7.9 | 7.0 | 7.3 | 87 | 76 | 82 | WNW | 7 | W | 9 | W | 9 | 10 | 8 | 9 | 7.3 | ● MN-5a; ↙ 2p |
| 12 | 49.3 | 44.7 | 47.5 | 9.4 | 10.0 | 10.6 | 7.2 | 7.1 | 8.8 | 82 | 79 | 93 | W | 10 | W | 9 | W | 9 | 10 | 10 | 10 | 8.6 | ● y ≡ 4p-MN; ↙ |
| 13 | 41.5 | 49.3 | 48.5 | 10.6 | 11.0 | 11.0 | 9.3 | 8.6 | 9.0 | 98 | 87 | 92 | NW | 10 | WNW | 8 | NW | 6 | 10 | 9 | 8 | 17.0 | ●, ≡ y ↙ 3a-9a |
| 14 | 40.9 | 45.3 | 44.4 | 11.8 | 11.6 | 11.2 | **10.3** | 8.9 | 8.4 | 00 | 88 | 85 | WNW | 7 | NW | 9 | NW | 9 | 10 | 9 | 10 | 12.6 | ●⁰ y ≡ 1a-5a30 |
| 15 | 40.6 | 44.2 | 46.4 | 7.2 | 10.0 | 9.0 | 6.9 | 8.0 | 8.1 | 91 | 87 | 95 | SW | 4 | W | 9 | W | 7 | 10 | 8 | 8 | 5.8 | ●⁰ 1a-7a30; ≡ 1 |
| 16 | 46.8 | 45.7 | 43.0 | 9.8 | 9.8 | 9.6 | 7.6 | 9.0 | 8.9 | 84 | 00 | 00 | W | 8 | W | 8 | NW | 11 | 7 | 8 | 10 | 19.0 | ● y ≡ 7p-MN; ↙ |
| 17 | 39.9 | 40.3 | 40.0 | 9.6 | 8.6 | 8.8 | 8.9 | 7.4 | 7.5 | 00 | 89 | 89 | NNW | 10 | W | 6 | NW | 3 | 10 | 10 | 10 | 31.0 | ● y ≡ MN-1p30 |
| 18 | 40.7 | 37.0 | 35.8 | 8.6 | 9.8 | 9.0 | 7.2 | 8.3 | 8.1 | 87 | 92 | 95 | NNW | 5 | N | 5 | N | 4 | 9 | 10 | 10 | 10.6 | ● 10a-3p, ||| |
| 19 | 34.2 | 33.6 | 34.7 | 8.4 | 8.6 | 7.4 | 6.6 | 7.2 | 7.0 | 81 | 87 | 91 | NW | 7 | NW | 7 | W | 5 | 8 | 7 | 8 | 3.4 | ● ch, ||| ; ◠ 6p30 |
| 20 | 36.4 | 40.3 | 41.0 | 7.8 | 8.0 | 8.6 | 7.2 | **5.8** | 7.7 | 92 | **72** | 92 | SW | 6 | SW | 7 | SW | 4 | 9 | 8 | 8 | 3.2 | ● ch, ||| |
| 21 | 40.0 | 36.8 | 33.3 | 9.6 | 10.8 | 10.2 | 8.7 | 9.6 | 9.3 | 98 | 00 | 00 | W | 7 | NW | 6 | NNW | 7 | 9 | 10 | 10 | 30.5 | ● MD-MN; ≡ |
| 22 | 33.7 | 35.2 | 32.3 | 8.6 | 9.0 | 10.0 | 7.7 | 7.8 | 8.9 | 92 | 92 | 98 | WNW | 7 | NW | 9 | NW | 10 | 10 | 10 | 10 | 13.2 | ● MN-1a, ● ch |
| 23 | 35.7 | 38.5 | 42.2 | 9.2 | 9.2 | 8.4 | 7.6 | 8.0 | 7.5 | 89 | 92 | 92 | WNW | 8 | WNW | 7 | WNW | 1 | 10 | 8 | 9 | 17.2 | ● ch desde MN |
| 24 | 43.8 | 47.5 | 50.8 | 8.0 | 9.2 | 8.4 | 7.3 | 7.3 | 7.3 | 92 | 84 | 89 | W | 2 | SW | 3 | SW | 4 | 8 | 7 | 7 | — | ● ch 10p45-MN |
| 25 | 56.2 | **57.8** | 56.8 | 8.4 | 9.8 | 9.4 | 7.1 | 7.9 | 8.8 | 87 | 87 | 00 | SW | 4 | WNW | 6 | WNW | 8 | 8 | 9 | 10 | 11.4 | ● ch MN-4a30 y |
| 26 | 53.3 | 53.4 | 50.2 | 10.2 | 9.0 | 10.6 | 9.3 | 8.6 | 9.5 | 00 | 00 | 00 | WNW | 8 | W | 3 | WNW | 8 | 10 | 10 | 10 | 30.4 | ● y ≡ 2a-9a30 |
| 27 | 43.1 | 40.1 | 39.9 | 10.8 | 11.0 | 9.6 | 9.6 | 9.8 | 8.4 | 00 | 00 | 95 | NW | 8 | NW | 8 | W | 7 | 10 | 10 | 10 | 15.6 | ● y ≡ 1p40-8p1 |
| 28 | 38.6 | 41.2 | 46.0 | 7.6 | 7.2 | 7.4 | 6.7 | 6.7 | 6.4 | 86 | 89 | 83 | W | 7 | WSW | 11 | WSW | 6 | 8 | 9 | 9 | 5.8 | ● ch; ◠ 7p30, ↙ |
| 29 | 43.2 | 41.1 | 41.6 | 8.0 | 9.2 | 8.6 | 7.8 | 8.2 | 7.7 | 98 | 95 | 92 | WNW | 8 | WNW | 9 | WSW | 9 | 10 | 10 | 9 | 13.7 | ● ch 3a30-3p |
| 30 | 46.7 | 46.2 | 41.1 | 7.8 | 9.2 | 9.8 | 7.5 | 8.4 | 9.0 | 94 | 98 | 00 | SW | 5 | WNW | 9 | NW | 11 | 10 | 10 | 10 | **38.0** | ●, ≡ y ↙ 2p30 |
| 31 | 35.2 | 37.6 | 41.8 | 10.6 | 8.6 | 7.8 | 9.5 | 7.7 | 5.9 | 00 | 92 | 75 | NW | 11 | SW | 6 | SW | 5 | 10 | 10 | 8 | 22.8 | ● y ≡ MN-1p30; |
| Pro. Mit. | 44.3 | 44.9 | 44.8 | 9.3 | 9.7 | 9.4 | 8.0 | 7.9 | 7.9 | 91 | 88 | 90 | | 6.1 | | 6.2 | | 5.9 | 9.1 | 8.9 | 9.0 | 402.3 | |

Barometro reducido a 0°C y a gravedad normal

Barometer reduciert auf 0°C und 2

(1° MN-1a45; despues a interv.

**AFO** (H=142 m) **ENERO 1912** $\varphi = 43°\ 33'$ S $\lambda = 74°\ 45'$ W $h_a = —$

| emp. a la ntemp. Temp. n Freien. C° ax. | Min. | Velocidad del viento Windgeschwindigkeit m/minuto 7a | 2p | 9p | km 9p-7a | 7a-2p | 2p-9p | 7a-7a | k/1h | Nubes (clase y dirección) Wolken (Art und Richtung 7a | 2p | 9p | Agua caída Niederschlag mm 7a | 2p | 9p | Evaporación Verdunstung mm 7a | 2p | 9p | 7a-7a |
|---|---|---|---|---|---|---|---|---|---|---|---|---|---|---|---|---|---|---|---|
| | | | | | | | | | | str | cu-ni | | 0.8 | 1.0 | — | | | | |
| | | | | | | | | | | cu-ni | cu-ni | ni | 2.0 | 0.4 | 2.8 | | | | |
| | | | | | | | | | | cu-ni | cu-ni | cu-ni | 1.2 | 0.6 | 0.8 | | | | |
| | | | | | | | | | | cu-ni | cu-ni | str-cu | 3.0 | 1.2 | — | | | | |
| | | | | | | | | | | cu-ni | ci | str-cu | — | — | — | | | | |
| | | | | | | | | | | ci-cu | cu-ni | str-cu | — | — | — | | | | |
| | | | | | | | | | | str | str-cu | | 6.0 | — | — | | | | |
| | | | | | | | | | | fr-cu | str-cu | str-cu | — | — | — | | | | |
| | | | | | | | | | | cu-ni | ci-cu | str-cu | — | — | — | | | | |
| | | | | | | | | | | ni | ni | ni | 2.0 | 1.2 | 0.8 | | | | |
| | | | | | | | | | | ni | ni | ni | 1.6 | 1.2 | 0.2 | | | | |
| | | | | | | | | | | a-cu | ci-str | | — | — | — | | | | |
| | | | | | | | | | | str | str | cu-ni | — | — | — | | | | |
| | | | | | | | | | | ni | ni | ni | 0.4 | 0.8 | — | | | | |
| | | | | | | | | | | ni | ni | str | 1.2 | 0.6 | 0.8 | | | | |
| | | | | | | | | | | cu-ni | cu-ni | | 6.0 | — | — | | | | |
| | | | | | | | | | | str-cu | cu-ni | ni | — | — | — | | | | |
| | | | | | | | | | | cu-ni | cu-ni | cu-ni | 3.4 | 1.6 | 0.6 | | | | |
| | | | | | | | | | | str-cu | cu-ni | cu-ni | 1.8 | 0.8 | 0.6 | | | | |
| | | | | | | | | | | cu-ni | ci-str | cu-ni | 1.0 | 0.4 | 1.2 | | | | |
| | | | | | | | | | | str-cu | cu-ni | cu-ni | — | — | 0.0 | | | | |
| | | | | | | | | | | str-cu | ci-cu | cu-ni | 6.8 | 0.6 | — | | | | |
| | | | | | | | | | | str-cu | cu-ni | cu-ni | — | — | — | | | | |
| | | | | | | | | | | cu-ni | str-cu | cu-ni | 6.7 | — | — | | | | |
| | | | | | | | | | | cu-ni | str-cu | cu-ni | — | — | — | | | | |
| | | | | | | | | | | a-cu | ci | | — | — | — | | | | |
| | | | | | | | | | | ci-str | str-cu | ni | — | — | 0.4 | | | | |
| | | | | | | | | | | ni | ni | ni | 2.4 | 0.6 | 0.2 | | | | |
| | | | | | | | | | | a-cu | cu-ni | ci-cu | — | — | — | | | | |
| | | | | | | | | | | str | ci-cu | cu-ni | — | — | — | | | | |
| | | | | | | | | | | cu-ni | ni | ni | — | 0.8 | 2.2 | | | | |
| | | | | | | | | | | | | | 46.3 | 11.8 | 10.6 | | | | |

**ANGELISTAS** (H=55 m) **ENERO 1912** $\varphi = 52°\ 24'$ S $\lambda = 75°\ 06'$ W $h_a = —$

| | | | | | | | | | | | | | | | | | | | |
|---|---|---|---|---|---|---|---|---|---|---|---|---|---|---|---|---|---|---|---|
| | | | | | | | | | | ni | ni | ni | | | | | | | |
| | | | | | | | | | | ni | cu | cu, ci-str | | | | | | | |
| | | | | | | | | | | cu-ni, ci-str | ni | ni | | | | | | | |
| | | | | | | | | | | a-cu | ci-cu | cu-ni | | | | | | | |
| | | | | | | | | | | cu-ni | str-cu | ni | | | | | | | |
| | | | | | | | | | | cu-ni | ci-cu | cu-ni | | | | | | | |
| | | | | | | | | | | cu-ni | cu-ni | cu-ni | | | | | | | |
| | | | | | | | | | | ni | ni | cu-ni | | | | | | | |
| | | | | | | | | | | ni | ni | cu-ni | | | | | | | |
| | | | | | | | | | | ni | cu-ni | ni | | | | | | | |
| | | | | | | | | | | ni | cu-ni | cu-ni | | | | | | | |
| | | | | | | | | | | cu-ni | cu-ni | cu-ni | | | | | | | |
| | | | | | | | | | | ni | cu-ni | cu-ni | | | | | | | |
| | | | | | | | | | | cu-ni | cu-ni | ni | | | | | | | |
| | | | | | | | | | | ni | cu-ni | cu-ni | | | | | | | |
| | | | | | | | | | | cu | cu-ni | ni | | | | | | | |
| | | | | | | | | | | ni | ni | ni | | | | | | | |
| | | | | | | | | | | cu-ni | ni | ni | | | | | | | |
| | | | | | | | | | | cu-ni | cu-ni | cu-ni | | | | | | | |
| | | | | | | | | | | cu-ni | cu | cu-ni | | | | | | | |
| | | | | | | | | | | cu-ni | ni | ni | | | | | | | |
| | | | | | | | | | | cu-ni | ni | ni | | | | | | | |
| | | | | | | | | | | cu-ni | cu-ni | cu-ni | | | | | | | |
| | | | | | | | | | | cu-ni | ci-cu | cu-ni, ni | | | | | | | |
| | | | | | | | | | | cu-ni | cu | ni | | | | | | | |
| | | | | | | | | | | ni | ni | ni | | | | | | | |
| | | | | | | | | | | ni | ni | cu-ni | | | | | | | |
| | | | | | | | | | | cu-ni | cu-ni | ni | | | | | | | |
| | | | | | | | | | | ni | ni | ni | | | | | | | |
| | | | | | | | | | | ni | cu-ni | | | | | | | | |
| | | | | | | | | | | ni | ni | | | | | | | | |

Las observaciones se efectuaron según hora oficial de Chile (75° de long.)

Alle Beobachtungen nach chilenischer Einheitszeit (75° Länge).

**PUNTA DUNGENES** (H = 5 m) **ENERO 1912** φ = 52° 24′ S λ = 68° 25′ W $C_g$ = ⊥

| Día / Tag | Barómetro Barometer 700 mm + 7a | 2p | 9p | Temperatura del aire Lufttemperatur C° 7a | 2p | 9p | Max. | Min. | Humedad absoluta Absolute Feuchtigkeit mm 7a | 2p | 9p | Humedad relativa Relative Feuchtigkeit % 7a | 2p | 9p | Dirección y fuerza del viento Richtung und Stärke des Windes 0—12 B 7a | 2p | 9p | Nebulosidad Bewölkung 0—10 7a | 2p | 9p | Agua caída Niederschlag mm 7a - 7a | Notas Bemerkungen |
|---|---|---|---|---|---|---|---|---|---|---|---|---|---|---|---|---|---|---|---|---|---|---|
| 1 | 50.4 | 50.1 | 48.8 | 10.4 | 10.8 | 10.8 | 11.4 | 7.2 | 8.0 | 8.2 | 7.0 | 85 | 86 | 72 | NE 1 | ESE 1 | E 1 | 10 | 10 | 10 | — | ||| ° I |
| 2 | 47.4 | 47.6 | 50.8 | 9.6 | 13.6 | 9.2 | 14.2 | 5.4 | 7.7 | 10.7 | 8.2 | 87 | 87 | 95 | WSW 4 | WSW 1 | SE 2 | 9 | 8 | 10 | 6.0 | ● 3p55-4p45; ≡⁰ inter |
| 3 | 51.1 | 53.4 | 55.1 | 11.4 | 11.4 | 8.8 | 11.4 | 5.6 | 7.6 | 8.1 | **4.7** | 76 | 81 | **55** | SE 1 | ESE 1 | SE 1 | 8 | 10 | 10 | 5.6 | |
| 4 | 56.5 | 57.1 | 58.7 | 8.4 | 11.4 | 8.8 | 11.6 | 5.6 | 7.1 | 9.1 | 7.8 | 87 | 91 | 92 | ESE 1 | ESE 1 | ESE 1 | 10 | 6 | 6 | — | |
| 5 | 59.5 | 60.3 | 59.3 | 9.6 | 12.6 | 9.4 | 13.0 | 6.2 | 6.8 | 9.8 | 8.1 | 76 | 91 | 92 | ESE 1 | C 0 | NNW 1 | 9 | 8 | 6 | — | |
| 6 | 58.3 | 56.4 | 55.7 | 11.0 | 13.6 | 11.0 | 14.8 | 6.4 | 8.3 | 11.1 | 9.2 | 85 | 96 | 91 | NNW 2 | NNW 2 | NNW 1 | 9 | 8 | 10 | — | |
| 7 | 56.2 | 55.5 | 58.0 | 10.2 | 14.8 | 10.8 | 15.2 | 6.8 | 7.6 | 12.0 | 9.4 | 82 | 96 | 98 | C 0 | SW 1 | C 0 | 8 | 0 | 6 | 0.0 | ● 6a-MN |
| 8 | 58.4 | 56.2 | 58.1 | 9.0 | 14.0 | 11.4 | 15.6 | 7.8 | 8.6 | 11.6 | 9.3 | **00** | 98 | 93 | C 0 | C 0 | SW 2 | 5 | 6 | 9 | **8.4** | ● ch 9a-3p |
| 9 | 57.2 | 52.4 | 50.1 | 10.8 | 11.2 | 11.4 | 12.6 | 6.4 | 7.7 | 8.7 | 8.6 | 81 | 88 | 86 | SW 2 | NW 2 | SW 1 | 0 | 10 | 10 | — | ● ch I, II |
| 10 | 50.4 | 50.2 | 47.5 | 10.6 | 14.6 | 11.4 | 14.6 | 6.8 | 7.4 | 10.5 | 9.3 | 77 | 85 | 93 | SW 3 | SW 4 | C 0 | 4 | 6 | 10 | 2.0 | |
| 11 | **34.4** | **34.4** | 36.7 | 14.0 | 13.8 | 11.6 | 15.4 | 7.4 | 10.3 | 10.2 | 9.2 | 87 | 87 | 91 | NW 1 | C 0 | SW 3 | 8 | 8 | 6 | 5.3 | ● interv. I |
| 12 | 39.7 | 44.5 | 49.3 | 10.6 | 14.6 | 11.4 | 15.2 | 7.2 | 8.1 | 10.5 | 9.3 | 85 | 85 | 93 | SW 3 | SW 5 | SW 4 | 8 | 8 | 8 | — | |
| 13 | 53.0 | 49.6 | 53.3 | 12.6 | 9.2 | 12.6 | 19.8 | 6.6 | 9.3 | 8.0 | 9.3 | 87 | 92 | 87 | W 1 | WNW 2 | SW 1 | 8 | 6 | 0 | — | |
| 14 | 51.3 | 47.1 | 49.1 | 12.4 | 19.8 | 13.4 | 19.8 | 11.8 | 10.0 | **14.9** | 10.7 | 94 | 87 | 94 | NW 1 | C 0 | SW 1 | 10 | 8 | 5 | 0.0 | ● interv. 6a-9p |
| 15 | 42.7 | 44.3 | 49.3 | 16.4 | 14.8 | 12.6 | **22.4** | 6.4 | 8.3 | 10.3 | 8.1 | 60 | 83 | 75 | NNW 3 | SW 4 | SW 3 | 8 | 4 | 0 | 7.0 | ● 10a45-11a20; ≡ l |
| 16 | 52.6 | 51.7 | 51.6 | 11.6 | 16.2 | 12.8 | 17.2 | 7.4 | 8.9 | 9.5 | 9.5 | 88 | 69 | 87 | WNW 1 | NW 1 | NW 1 | 8 | 8 | 8 | 0.0 | |
| 17 | 50.1 | 58.1 | 46.5 | 13.0 | 18.8 | 13.0 | 19.2 | 9.2 | 9.1 | 12.1 | 10.6 | 82 | 75 | 96 | C 0 | NW 1 | C 0 | 10 | 8 | 10 | — | |
| 18 | 46.1 | 44.9 | 40.7 | 13.6 | 20.2 | 15.6 | 20.8 | 7.6 | 9.2 | **14.9** | 10.7 | 80 | 84 | 81 | C 0 | C 0 | NNW 3 | 10 | 8 | 9 | — | |
| 19 | 37.1 | 38.4 | 38.5 | 15.4 | 12.8 | 11.4 | 17.2 | **5.0** | 10.8 | 9.7 | 9.3 | 83 | 89 | 93 | C 0 | SW 3 | W 2 | 6 | 10 | 10 | — | |
| 20 | 40.1 | 39.6 | 42.7 | 14.4 | 12.8 | 10.2 | 16.8 | 7.6 | 10.8 | 9.2 | 8.1 | 90 | 85 | 87 | W 1 | WSW 3 | WSW 4 | 9 | 5 | 10 | — | |
| 21 | 44.2 | 45.0 | 41.6 | 10.8 | 14.4 | 12.8 | 16.2 | 10.6 | 7.7 | 11.4 | 10.8 | 81 | 94 | 98 | WSW 3 | NW 1 | NNW 1 | 0 | 10 | 10 | — | |
| 22 | 37.2 | 39.9 | 41.3 | 12.4 | 15.8 | 12.4 | 15.8 | 6.4 | 9.2 | 11.9 | 9.5 | 87 | 89 | 89 | WSW 3 | SW 1 | NW 2 | 8 | 9 | 9 | — | |
| 23 | 40.7 | 41.8 | 46.1 | 12.6 | 15.6 | 12.0 | 16.2 | 10.2 | 10.3 | 9.8 | 10.2 | 96 | 75 | 98 | WSW 2 | WSW 3 | WSW 1 | 3 | 8 | 1 | — | |
| 24 | 47.0 | 51.7 | 51.1 | 11.8 | 14.8 | 10.6 | 16.8 | 7.2 | 8.8 | 11.7 | 9.5 | 86 | 93 | **00** | WSW 1 | C 0 | SW 1 | 6 | 6 | 0 | — | |
| 25 | 55.8 | 58.4 | **60.6** | 9.8 | 13.6 | 11.4 | 14.6 | 5.2 | 8.3 | 10.0 | 9.3 | 92 | 87 | 93 | SW 4 | SW 4 | SW 1 | 8 | 9 | 6 | 0.0 | ||| ° I |
| 26 | 58.8 | 55.9 | 55.2 | 11.4 | 16.4 | 12.6 | 17.0 | 8.4 | 8.8 | 12.7 | 9.6 | 88 | 92 | 89 | WSW 3 | C 0 | C 0 | 9 | 8 | 9 | 0.0 | ||| ° interv. I |
| 27 | 51.0 | 46.9 | 43.3 | 12.4 | 11.2 | 13.0 | 18.2 | 6.6 | 10.0 | 9.4 | 10.6 | 94 | 95 | 96 | NW 2 | WNW 2 | SW 1 | 5 | 10 | 10 | 0.0 | ||| ° interv. I |
| 28 | 41.0 | 41.3 | 45.6 | 12.6 | 15.0 | 8.8 | 15.2 | **5.0** | 9.6 | 10.8 | 7.1 | 89 | 85 | 84 | WSW 1 | WSW 4 | WSW 5 | 10 | 9 | 0 | 0.8 | ● interv. |
| 29 | 50.4 | 48.0 | 44.6 | 9.2 | 14.6 | 13.6 | 15.6 | 9.2 | 7.5 | 11.0 | 10.3 | 87 | 89 | 89 | WSW 2 | NW 2 | WNW 1 | 10 | 9 | 10 | — | |
| 30 | 46.0 | 49.1 | 48.6 | 9.8 | 13.4 | 12.6 | 13.6 | 7.2 | 7.1 | 9.9 | 9.6 | 79 | 87 | 89 | WSW 3 | SW 3 | WNW 3 | 9 | 6 | 10 | 0.0 | ||| interv. I y II |
| 31 | 44.2 | 40.3 | 40.3 | 11.6 | 18.0 | 13.2 | 19.2 | 7.2 | 9.2 | 12.6 | 11.0 | 91 | 82 | 98 | C 0 | WSW 1 | SW 4 | 10 | 10 | 10 | — | |
| Pro. Mit. | 48.7 | 48.7 | 49.0 | 11.6 | 14.3 | 11.6 | 16.0 | 7.2 | 8.6 | 10.7 | 9.2 | 85 | 87 | 89 | 1.6 | 1.7 | 1.7 | 7.6 | 7.7 | 7.4 | 35.1 | |

**PUNTA ARENAS** (H = 4 m) **ENERO 1912** φ = 53° 10′ S λ = 70° 54′ W $C_g$ = +0.5> / +0.6<

| | | | | | | | | | | | | | | | | | | | | | | |
|---|---|---|---|---|---|---|---|---|---|---|---|---|---|---|---|---|---|---|---|---|---|---|
| 1 | 50.1 | 48.9 | 47.8 | 10.7 | 13.1 | 10.1 | 15.2 | 9.5 | 8.8 | 8.3 | 8.6 | 92 | 74 | 93 | W 4 | SE 2 | N 4 | 10 | 10 | 10 | 3.8 | ||| ° 8a, ● ° 8a30-n |
| 2 | 49.1 | 50.8 | 52.4 | 8.2 | 9.8 | 8.9 | 12.4 | 7.3 | 6.9 | 8.3 | 7.5 | 85 | 92 | 88 | N 2 | N 2 | W 2 | 10 | 10 | 10 | 3.6 | ● ° a interv |
| 3 | 53.8 | 54.5 | 56.1 | 8.1 | 11.8 | 9.4 | 12.7 | 7.2 | 7.6 | 6.9 | 7.7 | **94** | 66 | 88 | N 2 | S 4 | S 2 | 10 | 5 | 10 | 1.8 | ● ° 6a55, ||| 7a |
| 4 | 57.9 | 58.6 | 58.8 | 8.4 | 13.0 | 10.6 | 13.8 | 7.6 | 7.2 | 6.3 | 7.4 | 87 | 56 | 77 | N 2 | N 2 | C 0 | 10 | 9 | 10 | 0.1 | ||| ° 7a, ● gt. n |
| 5 | *59.9* | 59.1 | 59.1 | *10.3* | 14.2 | 11.3 | 17.0 | 7.9 | *8.4* | 7.3 | 7.1 | *89* | 60 | 71 | NE 4 | NE 2 | N 2 | 9 | 8 | 10 | 1.4 | ● ° an |
| 6 | 56.7 | 55.3 | 56.9 | 10.6 | 16.6 | 11.5 | 18.7 | 9.4 | 8.4 | 6.8 | 7.2 | 88 | 48 | 71 | NE 4 | NE 1 | W 1 | 8 | 4 | 8 | — | ● gt a |
| 7 | 56.9 | 57.1 | 59.6 | 12.3 | 14.8 | 9.2 | 16.6 | 5.2 | 4.7 | 6.1 | 5.9 | 44 | 49 | 68 | W 2 | S 2 | C 0 | 4 | 6 | 1 | 0.0 | |
| 8 | 58.2 | 56.7 | 59.8 | 8.7 | 16.5 | 9.1 | 17.4 | 4.5 | 6.9 | 5.4 | 5.3 | 81 | 38 | 61 | N 2 | W 6 | W 2 | 10 | 7 | 8 | — | ↙ p |
| 9 | 56.7 | 51.9 | 51.5 | 9.9 | 11.0 | 10.3 | 15.3 | 7.3 | 5.7 | 8.5 | 6.1 | 63 | 86 | 65 | N 2 | NW 3 | W 2 | 10 | 10 | 8 | — | ● ° 10a15-2p50 |
| 10 | 52.0 | 50.7 | 46.8 | 10.2 | 13.0 | 9.8 | 15.5 | 5.3 | 5.4 | 6.5 | 7.1 | 58 | 58 | 79 | SW 2 | W 4 | C 0 | 7 | 8 | 10 | 0.6 | ● 10p10-MN |
| 11 | *34.4* | **32.4** | 34.9 | *11.0* | 14.3 | 8.6 | 15.0 | 7.8 | *8.7* | 6.4 | 6.7 | *88* | 52 | 80 | W 4 | W 8 | W 6 | 4 | 3 | 9 | **17.6** | ● ² MN-9a50, ● gt 1p |
| 12 | 40.3 | 44.1 | 49.8 | 10.2 | 14.3 | 10.4 | 14.6 | 7.3 | 6.7 | 5.5 | 6.6 | 72 | 45 | 70 | NW 6 | W 8 | W 2 | 8 | 4 | 10 | 3.7 | ● ° MN-6a, 7a45-7a50. |
| 13 | 50.8 | 49.3 | 53.7 | 12.6 | 15.4 | 10.6 | 18.6 | 9.2 | 8.3 | 8.3 | 5.5 | 76 | 64 | 57 | NE 2 | W 6 | C 0 | 10 | 7 | 1 | 0.5 | ● ch ⌈◠¹ 3p30. |
| 14 | 48.5 | 47.3 | 48.8 | 8.8 | 14.8 | 12.2 | 18.5 | 6.5 | 7.8 | **10.2** | 6.7 | 92 | 81 | 63 | C 0 | W 1 | N 2 | 10 | 7 | 4 | 6.2 | ● 4a10-8a, ● ° ch p |
| 15 | 40.5 | 45.4 | 49.3 | 14.6 | 13.2 | 9.8 | 17.2 | 9.8 | 9.3 | 6.1 | 5.3 | 75 | 53 | 58 | N 2 | W 6 | W 2 | 4 | 3 | 2 | 2.8 | ● ° 1a55-3a, 7a45-9p |
| 16 | 51.3 | 50.7 | 50.9 | 11.7 | 16.6 | 11.6 | 17.6 | 5.9 | 6.2 | 6.3 | 6.3 | 60 | 45 | 62 | NW 3 | NW 4 | NW 3 | 5 | 3 | 9 | 0.2 | |
| 17 | 48.8 | 45.9 | 46.4 | 11.2 | 15.4 | 11.6 | 18.7 | 9.3 | 7.3 | 5.8 | 6.2 | 73 | 45 | 61 | NE 4 | N 5 | C 0 | 10 | 10 | 9 | — | |
| 18 | 46.1 | 44.9 | 40.9 | 9.8 | 12.9 | 10.2 | 15.3 | 7.8 | 8.0 | 8.3 | 8.2 | 88 | 75 | 88 | N 2 | C 0 | SW 1 | 10 | 9 | 5 | — | ● ° I y II |
| 19 | 38.0 | 38.6 | 39.6 | 12.2 | 13.5 | 8.6 | 16.0 | 8.4 | 7.0 | 5.7 | 5.1 | 66 | 49 | 61 | C 0 | C 0 | NW 1 | 10 | 7 | 2 | 1.2 | ● ° 6a10-9a20 |
| 20 | 59.3 | 40.8 | 42.2 | 11.0 | 9.1 | 7.8 | 11.6 | **4.4** | 5.3 | 6.4 | **4.5** | 54 | 75 | 57 | NW 3 | NW 2 | W 2 | 7 | 9 | 10 | 2.3 | ● ° ch 9a35 y 11a45 |
| 21 | *44.3* | 43.6 | 41.0 | *11.8* | 15.6 | 10.2 | 17.0 | 8.3 | *6.2* | 6.7 | 8.3 | *60* | 51 | 89 | W 3 | W 3 | NW 2 | 8 | 9 | 10 | 0.3 | ● ° a interv p |
| 22 | 36.6 | 40.1 | 40.5 | 12.1 | 15.0 | 9.4 | 15.4 | 9.0 | 6.1 | 4.7 | 5.5 | 58 | 37 | 62 | W 4 | N 2 | N 2 | 2 | 9 | 4 | 2.3 | ● ° a interv a |
| 23 | 38 6 | 40.9 | 45.9 | 9.6 | 16.0 | 8.8 | 16.7 | 7.5 | 5.7 | 5.5 | 5.5 | 64 | 41 | 65 | W 4 | W 4 | C 0 | 7 | 4 | 2 | 0.4 | |
| 24 | 47.6 | 48.0 | 52.8 | 9.4 | 14.2 | 7.8 | 15.0 | 4.6 | 6.9 | 5.5 | 5.1 | 78 | 45 | 65 | C 0 | W 2 | W 2 | 9 | 5 | 2 | 1.5 | ● ° a interv 5a50-II |
| 25 | 58.0 | 59.3 | **60.1** | 9.4 | 13.2 | 10.4 | 14.7 | 5.5 | 4.9 | 5.2 | 5.6 | 56 | 46 | 59 | W 3 | S 3 | NW 4 | 2 | 6 | 10 | 0.8 | |
| 26 | 57.4 | 55.4 | 55.5 | 11.2 | 16.0 | 11.7 | 17.0 | 9.2 | 6.4 | 7.7 | 6.6 | 65 | 56 | 64 | N 4 | W 2 | N 2 | 10 | 5 | 10 | — | |
| 27 | 49.1 | 45.6 | 42.7 | 10.8 | 17.4 | 12.8 | **19.4** | 8.2 | 8.3 | 8.3 | 7.9 | 86 | 56 | 71 | N 2 | N 4 | C 0 | 10 | 10 | 8 | 0.4 | ● ° 5a50-6a40 |
| 28 | *41.4* | 40.7 | 46.3 | *12.4* | 10.6 | 5.8 | 19.3 | 5.0 | *5.6* | 4.9 | 5.0 | *52* | 51 | 72 | W 6 | W 8 | W 6 | 3 | 3 | 1 | — | ● ° 3p10-9p |
| 29 | 48.4 | 45.5 | 43.2 | 9.4 | 14.6 | 9.3 | 15.7 | 5.0 | 5.2 | 5.8 | 6.1 | 59 | 47 | 70 | N 6 | NW 6 | NW 6 | 8 | 8 | 9 | 1.2 | ● ° ch 5p45, ● ° 9p45-1 |
| 30 | *47.9* | 49.4 | 47.2 | *5.0* | 12.5 | 10.9 | 15.0 | 4.5 | *5.8* | 5.8 | 7.1 | *88* | 53 | 73 | W 2 | W 2 | N 3 | 2 | 8 | 10 | 3.1 | ● ° MN-7a30 |
| 31 | 42.0 | 39.8 | *42.2* | 13.0 | 16.9 | *8.2* | 17.6 | 6.8 | 7.0 | 8.3 | *5.7* | 63 | 58 | *70* | N 2 | NW 2 | C 0 | 10 | 9 | 1 | 0.5 | ● gt a interv |
| Pro. Mit. | 48.4 | 48.1 | 49.1 | 10.5 | 14.0 | 9.9 | 16.1 | 7.1 | 6.9 | 6.7 | 6.4 | 73 | 57 | 70 | 2.8 | 3.4 | 2.0 | 7.6 | 6.9 | 6.9 | 56.3 | |

Barómetro reducido a 0°C y a gravedad normal.

Barometer reduciert auf 0°C und Normal-

(1) ● ° 9p-MN; ↙ p.

## PUNTA DUNGENES (= 5 m) — ENERO 1912 — φ = 52° 24′ S — λ = 68° 25′ W — $h_a$ = —

| Temp. a la 1 temp. Temp. Freien C° Max. Min. | Velocidad del viento Windgeschwindigkeit m/minuto 7a | 2p | 9p | km 9p-7a | 7a-2p | 2p-9p | 7a-7a | k/1h | Nubes (clase y dirección) Wolken (Art und Richtung) 7a | 2p | 9p | Agua caída Niederschlag mm 7a | 2p | 9p | Evaporación Verdunstung mm 7a | 2p | 9p | 7a-7a |
|---|---|---|---|---|---|---|---|---|---|---|---|---|---|---|---|---|---|---|
| | | | | | | | | | ni | ni | ni | | | | | | | |
| | | | | | | | | | cu-ni | cu-ni | ni | | | | | | | |
| | | | | | | | | | cu ni | ni | ni | | | | | | | |
| | | | | | | | | | ni | ci-cu | cu-ni | | | | | | | |
| | | | | | | | | | cu-ni | cu-ni | ci | | | | | | | |
| | | | | | | | | | cu-ni | cu-ni | ni | | | | | | | |
| | | | | | | | | | fr-cu | | ci | | | | | | | |
| | | | | | | | | | a-str | str-cu | cu-ni | | | | | | | |
| | | | | | | | | | | ni | ni | | | | | | | |
| | | | | | | | | | fr-cu | ci-str | ni | | | | | | | |
| | | | | | | | | | cu-ni | cu-ni | str-cu | | | | | | | |
| | | | | | | | | | fr-cu | cu-ni | cu-ni | | | | | | | |
| | | | | | | | | | cu-ni | str-cu | | | | | | | | |
| | | | | | | | | | ni | cu-ni | a-str | | | | | | | |
| | | | | | | | | | fr cu | ci-cu | | | | | | | | |
| | | | | | | | | | fr-cu | fr-cu | cu-ni | | | | | | | |
| | | | | | | | | | ni | cu-ni | ni | | | | | | | |
| | | | | | | | | | ci-cu | cu | fr-cu | | | | | | | |
| | | | | | | | | | ci-str | ni | ni | | | | | | | |
| | | | | | | | | | cu-ni | fr-cu | ni | | | | | | | |
| | | | | | | | | | | ni | ni | | | | | | | |
| | | | | | | | | | cu-ni | cu-ni | cu-ni | | | | | | | |
| | | | | | | | | | ci-cu | fr-cu | ci | | | | | | | |
| | | | | | | | | | cu-ni | fr-cu | | | | | | | | |
| | | | | | | | | | cu-ni | cu-ni | ci-cu | | | | | | | |
| | | | | | | | | | cu-ni | ci | cu-ni | | | | | | | |
| | | | | | | | | | fr-cu | ni | ni | | | | | | | |
| | | | | | | | | | ni | cu-ni | | | | | | | | |
| | | | | | | | | | ni | cu-ni | ni | | | | | | | |
| | | | | | | | | | cu-ni | str-cu | ni | | | | | | | |
| | | | | | | | | | ni | ni | ni | | | | | | | |

## PUNTA ARENAS (H 5 m) — ENERO 1912 — φ = 53° 10′ S — λ = 70° 54′ W — $h_a$ = 11.2 m

| | | | | | | | | | | | | | | | | | | | |
|---|---|---|---|---|---|---|---|---|---|---|---|---|---|---|---|---|---|---|---|
| 10.0 | 8.6 | 240 | 120 | 320 | 31.7 | 108.8 | 107.1 | **114.3** | **4.8** | fr-ni, str | cu, a-str | ni N | 0.8 | 0.0 | 0.7 | 0.2 | 0.1 | 0.4 | 1.0 |
| 8.6 | 6.0 | 190 | 240 | 120 | 153.1 | 115.8 | 100.8 | 369.0 | 15.4 | ni | ni | str-cu W | 2.9 | 0.7 | 1.0 | 0.3 | 0.0 | 0.0 | 0.8 |
| 9.7 | 6.0 | 240 | 350 | 105 | 39.3 | 94.1 | 90.8 | 255.9 | 10.7 | ni | ci-cu S | str-cu SE | 0.1 | 0.1 | — | 0.1 | 0.1 | 0.1 | **0.1** |
| | | 125 | 120 | 0 | 67.8 | 92.9 | 43.2 | 252.7 | 10.5 | ni | str-cu N | ni | — | — | — | 0.6 | 0.1 | 0.2 | 0.8 |
| 9.4 | 6.4 | 340 | 240 | 90 | 110.2 | 86.6 | 94.0 | 246.3 | 10.3 | str-cu W | fr-cu NW, a-cu | fr-ni N, a-str | 1.4 | — | — | 0.2 | 0.5 | 0.4 | 0.5 |
| | | 320 | 90 | 80 | 111 9 | 127.0 | 60.2 | 292.5 | 12.2 | str-cu NW | fr-cu NW | cu W | — | 0.0 | — | 0.6 | 0.2 | 0.6 | 1.5 |
| 10.0 | 4.4 | 120 | 150 | 0 | 86.7 | 143.4 | 60.2 | 273.9 | 11.4 | a-cu | cu-ca, fr-cu N | cu | — | — | — | 0.4 | 1.1 | 0.7 | 1.2 |
| 9.9 | 3.2 | 180 | 590 | 160 | 103.2 | 159.0 | 182.2 | 306.8 | 12.8 | fr-ni N, a-cu | fr-cu NW, ci-cu | cu W, fr-str [W | — | — | — | 0.4 | 0.6 | 0.3 | 2.2 |
| 9.7 | 6.0 | 120 | 280 | 225 | 134.8 | 92.8 | 134.3 | 476.0 | 19.8 | fr-ni W, a-str | fr-ni NW, a-cu | cu, fr-cu W, a-cu | — | 0.5 | 0.1 | 0.1 | 0.7 | 0.2 | 1.0 |
| 9.6 | 3.4 | 160 | 380 | 0 | 114.0 | 160.4 | 126.2 | 341.1 | 14.2 | str-cu SW | str-cu W | fr-ni NW, a-str | — | — | — | 0.8 | 1.0 | 0.9 | 1.7 |
| 10.1 | 6.8 | 380 | **1000** | 600 | 209.7 | 236.2 | 266.0 | 496.3 | 20.7 | fr-cu W | cu W, str-cu W | ni | 17.6 | 0.4 | — | 0.1 | 0.3 | 0.9 | 2.0 |
| 9.6 | 5.7 | 440 | 850 | 140 | 186.2 | 303.0 | 250.1 | 688.4 | 28.7 | fr-ni NW | ci | str-cu, fr-ni W | 3.3 | 0.2 | 0 1 | 0.2 | 1.6 | 0.3 | 1.4 |
| 7.6 | 7.5 | 130 | 640 | 0 | 139.7 | 120.7 | 196·0 | 692.8 | 28.9 | fr-ni N, a-str | ci | ci | 0.2 | 0.8 | — | 0.8 | 1.1 | 1.2 | 2.7 |
| 9.5 | 4.9 | 0 | 90 | 120 | 93.7 | 69.7 | 103.3 | 410.4 | 17.1 | ni | str-cu W | fr-cu NW | 5.4 | 2.1 | — | 0.7 | 0.1 | 0.9 | 3.0 |
| | | 160 | 640 | 160 | 82.8 | 266.2 | 185.3 | 255.8 | 10.7 | a-cu | cu | fr-cu W | 0.7 | 0.2 | — | 0.1 | 0.3 | 0.5 | 1.1 |
| 9.7 | 5.0 | 280 | 360 | 250 | 94.1 | 168.9 | 166.6 | 545.6 | 22.7 | cu NW, ci-str | fr-cu NW | fr-ni N, str-cu | — | — | — | 0.2 | 1.2 | 2.9 | 1.0 |
| 12.0 | 8.5 | 380 | 450 | 0 | 136.8 | 142.1 | 168.0 | 472.3 | 19.7 | str-cu | str-cu N | cu, fr-str | — | — | — | 0.3 | 1.0 | 1.1 | **4.4** |
| 10.9 | 6.7 | 180 | 0 | 90 | 88.0 | 39.2 | 63.5 | 398.1 | 16.6 | ni | str-cu NW | cu-ni, fr-cu NW | — | 0.6 | 0.5 | 0.2 | 0.1 | 0.1 | 2.3 |
| 9.9 | 6.2 | 0 | 0 | 90 | 75.6 | 75.0 | 193.5 | 178.3 | 7.4 | fr-ni | cu NW, str [str str | | 0.1 | 2.3 | — | 0.3 | 0.7 | 1.0 | 0.5 |
| 8.5 | 2.5 | 250 | 180 | 140 | 104.2 | 134.2 | 123.8 | 372.7 | 15.5 | fr-cu NW | fr-cu NW, fr-ni, a- | str-cu W | — | 0.3 | — | 0.3 | 0.8 | 0.3 | 2.0 |
| 9.7 | 6.2 | 240 | 250 | 160 | 368.2 | 71.2 | 96.4 | 626.2 | 26.1 | fr-cu, a-cu, ci-cu | str-cu W | ni | — | — | 0.5 | 2.0 | 0.9 | 0.2 | 3.1 |
| 10.4 | 7.7 | 350 | 125 | 120 | 245.2 | 124.2 | 152.2 | 412.8 | 17.2 | cu-ni | cu NW, str | cu, ci-str | 1 8 | 0.4 | — | 0.9 | 1.0 | 1.0 | 2.0 |
| 9.6 | 5.5 | 360 | 420 | 0 | 210.8 | 173.1 | 166.1 | 487.2 | 20.3 | a-str | fr-cu W | cu-ni, fr-cu | — | — | — | 0.9 | 1.0 | 1.0 | 2.9 |
| 8.2 | 3.2 | 0 | 240 | 140 | 67.2 | 130.8 | 80.1 | 406.4 | 16.9 | fr-cu N, str NE | cu W | ci-str | 1 5 | 0.7 | 0 1 | 0.2 | 0.2 | 1.0 | 2.2 |
| 5.9 | 4.0 | 250 | 280 | 350 | 140.2 | 154.8 | 166.0 | 351.1 | 14.6 | ci-str | cu W | str-cu, fr-ni NW | — | — | — | 1.0 | 1.1 | 1.1 | 2.2 |
| 6.0 | 8.0 | 400 | 225 | 120 | 148.2 | 203.4 | 100.8 | 469.0 | 17.5 | fr-cu NW, str | cu W | fr-ni N, str | — | — | — | 0.9 | 1.1 | 1.7 | 3.1 |
| 7.0 | 7.4 | 100 | 350 | 0 | 144.0 | 136.2 | 136.5 | 448.2 | 18.7 | str, ni | str-cu NW | str-cu | 0.4 | — | — | 0.2 | 0.2 | 1.0 | 3.0 |
| 10.2 | 4.5 | 560 | 800 | 630 | 234.0 | 319.9 | 273.1 | 506.7 | 21.1 | cu | str | fr-ni W | — | — | 1.2 | 0.9 | 1.1 | 0.9 | 2.1 |
| 8.6 | 3.5 | 500 | 520 | 500 | 44.7 | 336.3 | 222.5 | 637.7 | 26.6 | cu NW, ci-str | a-cu NW, ci-cu | ni NW | — | — | 0.1 | 0.9 | 0.4 | 1.0 | 2.9 |
| 12.6 | 3.4 | 140 | 120 | 250 | 239.5 | 144.6 | 124.0 | **798.3** | **33.3** | cu-ni | fr-cu W, a-str | str | 3.0 | 0.5 | — | 0.8 | 1.0 | 0.9 | 2.2 |
| 10.0 | 3.5 | 160 | 120 | 0 | 217.6 | 84.8 | 115.0 | 485.6 | 20.2 | fr-ni N, a-str | cu NW, a-str | cu-ni | — | 0 2 | — | 0.9 | 0.4 | 0.9 | 2.8 |
| 9.4 | 5.6 | 235 | 330 | 160 | 136.2 | 148.9 | 140.2 | 421.6 | 17.6 | | | | 39.2 | 10.0 | 4.3 | 16.5 | 20.0 | 23.7 | 59.7 |

Las observaciones se efectuaron según hora oficial de Chile (75′ de long.)

Alle Beobachtungen nach chilenischer Einheitszeit (75° Länge).

**SAN ISIDRO** (H 21 = m) **ENERO 1912** $\varphi = 53°\ 48'$ S $\lambda = 70°\ 59'$ W $C_g$

| Hja Tag | Barómetro Barometer 700 m + | | | Temperatura del aire Lufttemperatur °C | | | | | Humedad absoluta Absolute Feuchtigkeit mm | | | Humedad relativa Relative Feuchtigkeit % | | | Dirección y fuerza del viento Richtung und Stärke des Windes 0—12 B | | | Nebulosidad Bewölkung 0—10 | | | Agua caída Niederschlag mm | Notas Bemerkunge |
|---|---|---|---|---|---|---|---|---|---|---|---|---|---|---|---|---|---|---|---|---|---|---|
| | 7a | 2p | 9p | 7a | 2p | 9p | Max. | Min. | 7a | 2p | 9p | 7a | 2p | 9p | 7a | 2p | 9p | 7a | 2p | 9p | 7a-7a | |
| 1 | | | | | | | | | | | | | | | | | | | | | | |
| 2 | | | | | | | | | | | | | | | | | | | | | | |
| 3 | | | | | | | | | | | | | | | | | | | | | | |
| 4 | | | | | | | | | | | | | | | | | | | | | | |
| 5 | | | | | | | | | | | | | | | | | | | | | | |
| 6 | | | | | | | | | | | | | | | | | | | | | | |
| 7 | | | | | | | | | | | | | | | | | | | | | | |
| 8 | | | | | | | | | | | | | | | | | | | | | | |
| 9 | | | | | | | | | | | | | | | | | | | | | | |
| 10 | | | | | | | | | | | | | | | | | | | | | | |
| 11 | | | | | | | | | | | | | | | | | | | | | | |
| 12 | | | | | | | | | | | | | | | | | | | | | | |
| 13 | | | | | | | | | | | | | | | | | | | | | | |
| 14 | | | | | | | | | | | | | | | | | | | | | | |
| 15 | | | | | | | | | | | | | | | | | | | | | | |
| 16 | | | | | | | | | | | | | | | | | | | | | | |
| 17 | | | | | | | | | | | | | | | | | | | | | | |
| 18 | | | | | | | | | | | | | | | | | | | | | | |
| 19 | | | | | | | | | | | | | | | | | | | | | | |
| 20 | | | | | | | | | | | | | | | | | | | | | | |
| 21 | | | | | | | | | | | | | | | | | | | | | | |
| 22 | | | | | | | | | | | | | | | | | | | | | | |
| 23 | | | | | | | | | | | | | | | | | | | | | | |
| 24 | | | | | | | | | | | | | | | | | | | | | | |
| 25 | | | | | | | | | | | | | | | | | | | | | | |
| 26 | | | | | | | | | | | | | | | | | | | | | | |
| 27 | | | | | | | | | | | | | | | | | | | | | | |
| 28 | | | | | | | | | | | | | | | | | | | | | | |
| 29 | | | | | | | | | | | | | | | | | | | | | | |
| 30 | | | | | | | | | | | | | | | | | | | | | | |
| 31 | | | | | | | | | | | | | | | | | | | | | | |
| Pro. Mit. | | | | | | | | | | | | | | | | | | | | | | |

Barómetro reducido a 0°C y a gravedad normal.

Barometer reduciert auf 0°C und N

**ISIDRO** (H = 21 m) **ENERO 1912** $\varphi = 53°\ 48'$ S $\lambda = 70°\ 59'$ W $h_a = 11$ m

| mp. a la temp. emp. Freien. C° | Velocidad del viento Windgeschwindigkeit | | | | | | | | Nubes (clase y dirección) Wolken (Art und Richtung) | | | Agua caida Niederschlag | | | Evaporación Verdunstung | | | |
|---|---|---|---|---|---|---|---|---|---|---|---|---|---|---|---|---|---|---|
| | m/minuto | | | km | | | | | | | | mm | | | mm | | | |
| x. Min. | 7a | 2p | 9p | 9p-7a | 7a-2p | 2p-9p | 7a-7a | k/1h | 7a | 2p | 9p | 7a | 2p | 9p | 7a | 2p | 9p | 7a-7a |

observaciones se efectuaron según hora oficial de Chile (75° de long.)

Alle Beobachtungen nach chilenischer Einheitszeit (75° Länge)

**ARICA** **FEBRERO 1912** $\varphi = 18°\ 29'$ S $\lambda = 70°\ 20'$ W $C_g =$

| Día / Tag | Barómetro Barometer 700 m + 7 a | 2 p | 9 p | Temperatura del aire Lufttemperatur C° 7 a | 2 p | 9 p | Max. | Min. | Humedad absoluta Absolute Feuchtigkeit mm 7 a | 2 p | 9 p | Humedad relativa Relative Feuchtigkeit % 7 a | 2 p | 9 p | Dirección y fuerza del viento Richtung und Stärke des Windes 0—12 B 7 a | 2 p | 9 p | Nebulosidad Bewölkung 0—10 7 a | 2 p | 9 p | Agua caída Niederschlag mm 7 a | 7 a | Notas Bemerkungen |
|---|---|---|---|---|---|---|---|---|---|---|---|---|---|---|---|---|---|---|---|---|---|---|---|
| 1 | 62.4 | 60.5 | 60.8 | 20.2 | 23.0 | 21.0 | 23.0 | 15.4 | 12.8 | 12.9 | 13.5 | 73 | **62** | 74 | C 0 | SW 1 | C 0 | 0 | 10 | 4 | — | | |
| 2 | 60.7 | 61.0 | 60.1 | 20.0 | 22.2 | 22.0 | 22.4 | 16.0 | 14.1 | 16.0 | 14.5 | 81 | 81 | 74 | E 1 | SW 1 | C 0 | 4 | 10 | 10 | — | | |
| 3 | 60.2 | 58.7 | 59.3 | 22.0 | 23.2 | 22.4 | 23.2 | 17.0 | 13.5 | 14.4 | 13.3 | 69 | 68 | 66 | C 0 | SW 1 | C 0 | 10 | 0 | 10 | — | | |
| 4 | 59.8 | 59.4 | 59.8 | 21.2 | 24.2 | 24.0 | 24.2 | 17.0 | 15.3 | 15.1 | 14.9 | 82 | 68 | 67 | C 0 | SW 1 | C 0 | 10 | 4 | 6 | — | | |
| 5 | 60.3 | 59.2 | 60.0 | 22.0 | 24.4 | 23.2 | 24.4 | 17.0 | 14.5 | 14.7 | 13.8 | 74 | 65 | 65 | C 0 | SW 1 | C 0 | 0 | 0 | 0 | — | | |
| 6 | 60.6 | 59.4 | 61.5 | 22.0 | 24.4 | 23.4 | 24.4 | 18.0 | 14.5 | 15.0 | 13.6 | 74 | 66 | 64 | C 0 | SW 1 | C 0 | 0 | 0 | 0 | — | | |
| 7 | **63.6** | 60.8 | 61.0 | 22.0 | 25.0 | 23.2 | **27.0** | 17.4 | 16.2 | 16.4 | 15.4 | 82 | 70 | 73 | C 0 | SW 1 | C 0 | 10 | 0 | 0 | — | | |
| 8 | 63.2 | 60.8 | 61.4 | 21.4 | 24.0 | 24.2 | 25.0 | 17.2 | **15.5** | 16.6 | 14.6 | 82 | 75 | 66 | C 0 | SW 1 | C 0 | 0 | 0 | 4 | — | | |
| 9 | 61.5 | 60.1 | 60.0 | 22.4 | 23.2 | 23.2 | 24.2 | 18.0 | 14.6 | 17.1 | 15.8 | 72 | 81 | 75 | E 1 | SW 1 | C 0 | 3 | 0 | 7 | — | | |
| 10 | 59.3 | 58.4 | 58.9 | 21.2 | 24.0 | 24.0 | 24.2 | 18.3 | 15.3 | 16.6 | 14.9 | 82 | 75 | 67 | C 0 | SW 1 | SW 1 | 9 | 6 | 10 | — | | |
| 11 | 60.2 | 60.3 | 61.0 | 22.0 | 23.0 | 22.4 | 24.2 | 18.2 | 16.2 | 15.5 | 16.3 | 82 | 74 | 81 | C 0 | SW 1 | C 0 | 10 | 0 | 10 | — | | |
| 12 | 61.1 | 59.4 | 61.4 | 22.4 | 23.4 | 24.0 | 24.4 | 18.4 | 16.6 | 17.4 | 15.3 | 83 | 81 | 69 | SW 2 | SW 1 | C 0 | 10 | 0 | 0 | — | | |
| 13 | 61.8 | 60.8 | 61.6 | 22.2 | 25.2 | 24.4 | 25.2 | 19.0 | 16.4 | 15.9 | 16.4 | 83 | 67 | 72 | C 0 | SW 1 | C 0 | 10 | 4 | 0 | — | | |
| 14 | 62.1 | 60.1 | 60.7 | 22.4 | 24.2 | 23.0 | 25.4 | 18.4 | 14.3 | 16.5 | 16.2 | 71 | 74 | 78 | E 1 | SW 1 | SW 1 | 10 | 0 | 0 | — | | |
| 15 | 61.1 | 59.6 | 59.4 | 22.4 | 24.2 | 24.0 | 25.4 | 19.0 | **17.6** | 16.5 | 17.0 | 88 | 74 | 77 | N 1 | SW 1 | S 1 | 10 | 0 | 6 | — | | |
| 16 | 59.4 | 57.4 | 58.4 | 22.2 | 24.2 | 24.0 | 25.2 | 18.3 | 16.4 | 16.5 | 15.3 | 83 | 74 | 69 | C 0 | SW 1 | C 0 | 10 | 0 | 10 | — | | |
| 17 | 59.6 | 58.8 | 59.6 | 23.2 | 25.0 | 24.2 | 25.2 | 16.4 | 15.8 | 16.4 | 15.1 | 75 | 70 | 68 | C 0 | SW 1 | SW 1 | 10 | 0 | 0 | — | | |
| 18 | 60.6 | 60.6 | 59.9 | 22.0 | 24.2 | 23.2 | 25.2 | 17.0 | 15.2 | 16.5 | 15.8 | 77 | 74 | 75 | SW 2 | SW 1 | C 0 | 0 | 0 | 0 | — | | |
| 19 | 60.6 | 59.4 | 59.8 | 21.4 | 24.0 | 23.2 | 25.2 | 18.0 | 16.9 | 15.3 | 15.4 | **89** | 69 | 72 | C 0 | SW 1 | C 0 | 10 | 0 | 0 | — | | |
| 20 | 59.8 | 58.6 | 59.6 | 23.4 | 24.2 | 23.4 | 25.3 | 18.2 | 15.7 | 16.5 | 17.4 | 73 | 74 | 81 | C 0 | SW 1 | C 0 | 10 | 0 | 0 | — | | |
| 21 | 60.1 | 59.8 | 59.6 | 23.0 | 24.2 | 23.4 | 25.3 | 18.1 | 15.5 | 15.5 | 15.3 | 74 | 69 | 72 | SW 1 | SW 1 | C 0 | 6 | 0 | 0 | — | | |
| 22 | 59.9 | 58.8 | 59.7 | 22.2 | 23.2 | 23.2 | 24.0 | 16.0 | 15.0 | 15.8 | 15.4 | 76 | 75 | 73 | E 1 | SW 1 | C 0 | 8 | 0 | 0 | — | | |
| 23 | 60.1 | 58.5 | 58.5 | 20.2 | 23.2 | 22.2 | 23.3 | **15.2** | **12.5** | 15.8 | 15.0 | 71 | 75 | 76 | E 1 | SW 1 | SW 1 | 0 | 0 | 0 | — | | |
| 24 | 58.7 | 58.6 | 58.0 | 22.0 | 24.0 | 23.2 | 24.0 | 17.3 | 13.5 | 17.0 | 15.8 | 69 | 77 | 75 | E 1 | SW 1 | SW 1 | 0 | 0 | 0 | — | | |
| 25 | 58.0 | 57.3 | 57.3 | 22.0 | 24.2 | 24.0 | 24.2 | 18.0 | 13.2 | 16.5 | 15.3 | 67 | 74 | 69 | E 4 | SW 1 | C 0 | 10 | 0 | 0 | — | | |
| 26 | 57.4 | 56.6 | 57.4 | 22.2 | 24.2 | 24.0 | 24.2 | 19.0 | 16.7 | 15.1 | 14.9 | 84 | 68 | 67 | C 0 | SW 1 | C 0 | 10 | 0 | 10 | — | | |
| 27 | 59.2 | 57.9 | **55.6** | 22.0 | 24.2 | 23.0 | 24.2 | 18.0 | 16.2 | 15.1 | 15.5 | 82 | 68 | 74 | C 0 | SW 1 | SW 1 | 10 | 0 | 0 | — | | |
| 28 | 56.0 | 57.2 | 57.7 | 21.0 | 24.0 | 22.4 | 24.0 | 17.2 | 15.1 | 14.9 | 14.6 | 82 | 67 | 72 | SW 1 | SW 1 | C 0 | 10 | 3 | 3 | — | | |
| 29 | 58.2 | 57.1 | 57.4 | 21.0 | 23.2 | 22.0 | 23.2 | 16.1 | 15.1 | 15.4 | 14.5 | 82 | 73 | 74 | C 0 | SW 1 | C 0 | 10 | 0 | 0 | — | | |
| Pro. Mit. | 60.2 | 59.1 | 59.5 | 21.8 | 23.9 | 23.2 | 24.5 | 17.5 | 15.2 | 15.8 | 15.2 | 78 | 72 | 72 | 0.5 | 1.0 | 0.2 | 6.9 | 1.3 | 3.1 | — | | |

**IQUIQUE** (H = 10 m) **FEBRERO 1912** $\varphi = 27°\ 12'$ S $\lambda = 70°\ 11'$ W $C_g =$

| | | | | | | | | | | | | | | | | | | | | | | | |
|---|---|---|---|---|---|---|---|---|---|---|---|---|---|---|---|---|---|---|---|---|---|---|---|
| 1 | 62.7 | 61.7 | 62.6 | 19.0 | 23.0 | 19.8 | 25.0 | 16.9 | 15.4 | 17.6 | 14.9 | 94 | 85 | 87 | S 4 | SW 4 | S 4 | 4 | 0 | 10 | 10 | — | |
| 2 | 61.5 | 60.2 | 62.1 | 20.2 | 23.8 | 20.6 | 28.0 | **15.4** | 15.3 | 17.5 | 16.4 | 87 | 80 | 91 | NW 4 | SW 4 | C 0 | 0 | 10 | 10 | 10 | — | |
| 3 | 60.7 | 59.1 | 61.9 | 20.0 | 23.2 | 21.0 | 25.6 | 16.6 | 15.7 | 18.2 | 16.8 | 91 | 87 | 91 | S 4 | NW 4 | N 3 | 3 | 8 | 10 | 10 | — | |
| 4 | 60.2 | 59.9 | 62.8 | 20.8 | 24.0 | 21.0 | 26.0 | 17.2 | 15.9 | 17.7 | 16.4 | 87 | 80 | 89 | SSW 4 | SW 4 | SW 3 | 3 | 10 | 10 | 10 | — | |
| 5 | 61.0 | 59.9 | 61.9 | 22.0 | 25.0 | 21.6 | 26.8 | 17.0 | 16.2 | 17.5 | 16.1 | 82 | 74 | 84 | C 0 | SW 4 | SW 4 | 4 | 4 | 0 | 0 | — | |
| 6 | 60.7 | 60.1 | 62.5 | 20.8 | 24.8 | 21.6 | 26.6 | 16.8 | 15.2 | 18.7 | 17.1 | 83 | 80 | 89 | C 0 | SW 4 | SW 4 | 4 | 0 | 0 | 0 | — | |
| 7 | 63.6 | 61.8 | 63.0 | 20.0 | 25.2 | 21.0 | 27.0 | 16.2 | 16.4 | 20.3 | 16.1 | 94 | 85 | 87 | C 0 | SW 4 | S 4 | 4 | 8 | 10 | 0 | — | |
| 8 | **63.9** | 63.1 | 63.0 | 20.0 | 24.2 | 21.0 | 27.0 | 17.4 | 16.4 | 19.0 | 16.1 | 94 | 85 | 87 | E 4 | SW 4 | S 4 | 4 | 10 | 0 | 0 | — | |
| 9 | 62.6 | 61.1 | 61.9 | 21.0 | 25.0 | 21.2 | 27.0 | 17.2 | 16.4 | **21.2** | 15.6 | 89 | 90 | 84 | SW 4 | S 4 | S 4 | 4 | 10 | 0 | 0 | — | |
| 10 | 60.6 | 58.7 | 61.4 | 19.8 | 24.0 | 21.8 | 26.0 | 16.8 | 14.6 | 19.9 | 16.3 | 85 | 90 | 84 | SW 4 | SW 4 | C 0 | 0 | 10 | 8 | 10 | — | |
| 11 | 60.6 | 59.5 | 62.0 | 20.4 | 25.4 | 21.8 | 26.0 | 16.8 | 16.8 | 19.4 | 16.3 | 94 | 80 | 84 | C 0 | S 4 | S 4 | 4 | 10 | 10 | 0 | — | |
| 12 | 61.4 | 59.5 | 62.1 | 21.2 | 25.0 | 21.8 | 28.0 | 17.0 | 16.3 | 19.3 | 16.0 | 87 | 82 | 82 | S 4 | SSW 6 | SW 4 | 4 | 10 | 2 | 10 | — | |
| 13 | 63.4 | 60.9 | 62.3 | 21.6 | 25.0 | 21.0 | 26.8 | 17.4 | 16.4 | 16.4 | 15.1 | 86 | 70 | 82 | S 4 | SSW 6 | SSW 4 | 4 | 10 | 0 | 0 | — | |
| 14 | 62.0 | 61.1 | 62.7 | 21.0 | 24.8 | 20.6 | 26.2 | 18.0 | 14.8 | 15.8 | 13.8 | 80 | 68 | 76 | SW 3 | SSW 4 | C 0 | 0 | 10 | 0 | 0 | — | |
| 15 | 61.1 | 61.0 | 61.9 | 19.8 | 24.0 | 21.2 | 25.0 | 16.4 | 14.6 | 12.0 | 15.3 | 85 | 54 | 82 | S 4 | S 4 | E 4 | 4 | 10 | 0 | 10 | — | |
| 16 | 60.7 | **57.5** | 60.0 | 21.8 | 24.4 | 21.4 | 25.8 | 18.2 | 14.0 | 14.4 | 14.5 | 72 | 63 | 77 | S 4 | S 4 | C 6 | 0 | 10 | 0 | 0 | — | |
| 17 | 60.0 | 59.6 | 62.0 | 21.4 | 24.0 | 21.4 | 26.8 | 17.4 | 14.5 | 14.6 | 16.5 | 77 | 66 | 87 | C 0 | SSW 6 | S 4 | 4 | 0 | 0 | 0 | — | |
| 18 | 59.4 | 61.0 | 62.0 | 19.8 | 24.2 | 22.4 | 26.2 | 15.8 | 14.6 | 15.8 | 15.6 | 85 | 71 | 77 | SW 4 | S 4 | SW 4 | 4 | 0 | 10 | 10 | — | |
| 19 | 60.8 | 59.7 | 62.0 | 20.4 | 24.8 | 21.4 | 26.6 | 17.4 | 14.8 | 14.8 | 16.5 | 83 | 64 | 87 | SW 4 | S 4 | S 4 | 4 | 0 | 0 | 0 | — | |
| 20 | 60.5 | 60.4 | 62.0 | 20.0 | 24.2 | 21.4 | 25.6 | 17.2 | 15.1 | 14.8 | 16.5 | 87 | 66 | 87 | S 4 | SW 4 | S 4 | 4 | 0 | 0 | 10 | — | |
| 21 | 60.3 | 59.3 | 60.7 | 22.2 | 24.8 | 20.6 | 28.6 | **15.4** | 15.7 | 15.5 | 15.0 | 79 | 67 | 83 | E 4 | SW 4 | S 4 | 4 | 0 | 10 | 0 | — | |
| 22 | 60.1 | 60.3 | 60.7 | 20.6 | 24.8 | 20.8 | 27.8 | 16.2 | 15.0 | 19.0 | 14.6 | 83 | 82 | 80 | NW 4 | SW 4 | S 4 | 4 | 10 | 8 | 0 | — | |
| 23 | 61.5 | 58.5 | 59.9 | 19.8 | 24.4 | 20.0 | 26.6 | 16.0 | 14.3 | 20.0 | 15.7 | 83 | 88 | 91 | S 4 | SW 4 | SW 4 | 4 | 0 | 0 | 0 | — | |
| 24 | 59.9 | 58.4 | 60.8 | 20.2 | 24.4 | 21.4 | 26.2 | 16.4 | 16.6 | **21.2** | 16.2 | 94 | 93 | 86 | E 4 | SW 4 | S 4 | 4 | 0 | 0 | 0 | — | |
| 25 | 58.5 | 57.8 | 59.9 | 19.8 | 23.8 | 21.0 | 26.0 | 16.2 | 14.6 | 17.1 | 16.8 | 85 | 79 | 91 | SW 4 | S 4 | S 4 | 4 | 0 | 0 | 0 | — | |
| 26 | 59.0 | 58.5 | 59.9 | 19.6 | 24.6 | 22.0 | 26.4 | 16.2 | 14.4 | 14.2 | 16.8 | 85 | 62 | 86 | NW 4 | SW 4 | S 4 | 4 | 0 | 0 | 10 | — | |
| 27 | 60.6 | 58.1 | 59.2 | 20.2 | 23.0 | 21.0 | 27.0 | 16.8 | 14.9 | 15.2 | 15.4 | 84 | 73 | 84 | SW 4 | NW 4 | S 4 | 4 | 10 | 0 | 0 | — | |
| 28 | 58.3 | **57.5** | 59.6 | 20.2 | 24.0 | 21.0 | 27.4 | 15.8 | 13.7 | 13.6 | **13.5** | 78 | 61 | 74 | E 4 | SW 4 | SW 4 | 4 | 0 | 2 | 0 | — | |
| 29 | 58.9 | 58.5 | 60.0 | 20.2 | 24.6 | 22.0 | **29.0** | 16.0 | 13.7 | 14.2 | 15.2 | 78 | 62 | 77 | SW 4 | SW 4 | C 0 | 0 | 0 | 0 | 0 | — | |
| Pro. Mit. | 60.8 | 59.7 | 61.5 | 20.5 | 24.4 | 21.2 | 26.7 | 16.7 | 15.2 | 17.1 | 15.8 | 85 | 75 | 84 | 3.3 | 4.3 | 3.2 | 5.2 | 3.4 | 3.4 | — | | |

Barometro reducido a 0°C y a gravedad normal

Barometer reduciert auf 0°C und N

**A** (H = 10 m) **FEBRERO 1912** φ = 18° 29′ S λ = 70° 20′ W $h_a$ = —

| p. a la emp. emp. Freien C° Min. | Velocidad del viento Windgeschwindigkeit m/minuto 7a | 2p | 9p | km 9p-7a | 7a-2p | 2p-9p | 7a-7a | k/1h | Nubes (clase y dirección) Wolken (Art und Richtung) 7a | 2p | 9p | Agua caída Niederschlag mm 7a | 2p | 9p | Evaporación Verdunstung mm 7a | 2p | 9p | 7a-7a |
|---|---|---|---|---|---|---|---|---|---|---|---|---|---|---|---|---|---|---|
| | | | | | | | | | | | | — | — | — | | | | |
| | | | | | | | | | | | | — | — | — | | | | |
| | | | | | | | | | | | | — | — | — | | | | |

**ANTOFAGASTA** (H = 5 m) **FEBRERO 1912** φ = 23° 39′ S λ = 70° 25′ W $C_g$ =

| Día / Tag | Barómetro Barometer 700 mm + | | | Temperatura del aire Lufttemperatur C° | | | | | Humedad absoluta Absolute Feuchtigkeit mm | | | Humedad relativa Relative Feuchtigkeit % | | | Dirección y fuerza del viento Richtung und Stärke des Windes 0—12 B | | | | | | Nebulosidad Bewölkung 0—10 | | | Agua caída Niederschlag mm | Notas Bemerkungen |
|---|---|---|---|---|---|---|---|---|---|---|---|---|---|---|---|---|---|---|---|---|---|---|---|---|---|
| | 7a | 2p | 9p | 7a | 2p | 9p | Max. | Min. | 7a | 2p | 9p | 7a | 2p | 9p | 7a | | 2p | | 9p | | 7a | 2p | 9p | 7a - 7a | |
| 1 | 61.6 | 60.8 | 60.6 | 20.4 | 27.0 | 18.0 | 28.2 | **16.1** | 12.2 | 16.6 | 10 9 | 69 | 63 | 71 | S | 2 | SW | 4 | S | 2 | 2 | 4 | 5 | — | |
| 2 | 59.6 | 58.9 | 58.9 | 20.1 | 27.1 | 19.0 | 28.4 | 16.2 | 12.2 | 16.5 | 11.7 | 70 | 62 | 72 | S | 2 | SW | 4 | S | 1 | 2 | 3 | 4 | — | |
| 3 | 59.2 | 59.3 | 59.5 | 20.2 | 27.0 | 18.2 | 28.3 | 16.2 | 11.7 | 16.2 | 11.3 | 66 | 61 | **73** | S | 2 | SW | 2 | S | 2 | 2 | 4 | 6 | — | |
| 4 | 59.0 | 58.9 | 59.1 | 20.3 | 27.4 | 18.5 | 28.5 | 16.3 | 11.6 | 16.7 | 11.1 | 66 | 62 | 70 | S | 2 | SE | 5 | S | 1 | 2 | 3 | 2 | — | |
| 5 | 59.6 | 59.0 | 58.7 | 20.4 | 27.5 | 19.1 | 28.6 | 16.2 | 11.7 | 16.6 | 11.6 | 66 | 61 | 71 | S | 1 | SW | 3 | S | 2 | 2 | 3 | 5 | — | |
| 6 | 59.8 | 59.0 | 59.3 | 20.3 | 27.2 | 18.6 | 28.4 | 16.2 | 11.5 | 16.8 | 10.8 | 65 | 63 | 68 | NE | 2 | SW | 4 | S | 2 | 2 | 4 | 3 | — | |
| 7 | 61.4 | 60.6 | 61.1 | 20.2 | 27.0 | 19.0 | 28.5 | 16.3 | 11.4 | 16.6 | 11.7 | 65 | 63 | 72 | S | 2 | SW | 4 | S | 1 | 2 | 3 | 4 | — | |
| 8 | **61.9** | 61.3 | 61.2 | 20.4 | 27.3 | 18.2 | 28.6 | 16.2 | 11.7 | 17.1 | 11.3 | 66 | 64 | **73** | NE | 2 | SW | 4 | S | 1 | 3 | 4 | 3 | — | |
| 9 | 60.5 | 59.9 | 59.8 | 20.3 | 27.5 | 19.2 | 28.8 | 16.4 | 11.9 | 16.6 | 11.6 | 67 | 61 | 70 | S | 2 | SW | 3 | S | 1 | 6 | 3 | 4 | — | |
| 10 | 58.2 | 57.6 | 58.5 | 20.4 | 27.6 | 18.5 | 28.2 | 16.5 | 11.6 | 16.9 | 10.9 | 65 | 62 | 69 | S | 3 | SW | 4 | S | 2 | 2 | 4 | 4 | — | |
| 11 | 59.0 | 58.2 | 58.5 | 20.2 | 27.2 | 18.5 | 28.5 | 16.6 | 11.6 | 16.5 | 11.1 | 66 | 61 | 70 | S | 2 | SW | 2 | S | 2 | 1 | 5 | 8 | — | |
| 12 | 59.9 | 59.1 | 60.1 | 20.5 | 27.3 | 18.9 | 28.4 | 16.4 | 11.7 | 16.4 | 11.2 | 65 | 61 | 69 | S | 2 | SW | 3 | S | 3 | 2 | 6 | 3 | — | |
| 13 | 61.2 | 60.5 | 60.5 | 20.3 | 27.5 | 18.5 | 28.6 | 16.6 | 11.9 | 16.6 | 10.9 | 67 | 61 | 69 | S | 2 | SW | 4 | N | 2 | 3 | 4 | 5 | — | |
| 14 | 60.7 | 60.1 | 60.6 | 20.4 | 27.5 | 18.1 | 28.7 | 16.6 | 11.6 | 16.3 | **10.4** | 65 | 60 | 65 | S | 2 | SW | 4 | S | 3 | 2 | 3 | 4 | — | |
| 15 | 60.1 | 59.3 | 59.1 | 20.5 | 27.6 | 19.2 | 28.8 | 16.6 | 11.4 | 16.9 | 10.7 | 63 | 62 | 64 | S | 2 | SW | 3 | NE | 2 | 2 | 4 | 4 | — | |
| 16 | 58.1 | 57.8 | 57.8 | 20.6 | 27.5 | 18.5 | 28.5 | 16.6 | 11.8 | 16.6 | 10.9 | 65 | 61 | 69 | S | 3 | SW | 5 | S | 2 | 2 | 4 | 3 | — | |
| 17 | 59.7 | 59.8 | 60.1 | 20.5 | 27.4 | 18.7 | 28.8 | 16.6 | 11.4 | 16.3 | 10.7 | 63 | 60 | 67 | S | 2 | SW | 4 | S | 1 | 2 | 3 | 4 | — | |
| 18 | 59.7 | 59.1 | 59.2 | 20.7 | 27.6 | 18.3 | 28.6 | 17.0 | 11.3 | 16.9 | 10.7 | 62 | 62 | 68 | S | 2 | SW | 4 | S | 2 | 1 | 4 | 6 | — | |
| 19 | 59.5 | 58.9 | 58.8 | 20.6 | 27.5 | 18.5 | 28.7 | 17.0 | 11.5 | 16.6 | 10.7 | 64 | 61 | 68 | S | 2 | SW | 5 | S | 2 | 2 | 3 | 2 | — | |
| 20 | 58.6 | 58.0 | 58.0 | 20.5 | 27.8 | 18.6 | 28.7 | 17.1 | 11.4 | **17.2** | 10.8 | 63 | 62 | 68 | S | 2 | SW | 4 | S | 2 | 2 | 4 | 4 | — | |
| 21 | 59.2 | 58.6 | 58.5 | 21.2 | 27.3 | 19.2 | **28.9** | 17.2 | 10.9 | 16.4 | 11.6 | 59 | 61 | 70 | S | 1 | SW | 4 | S | 1 | 2 | 3 | 3 | — | |
| 22 | 59.3 | 58.4 | 58.7 | 21.5 | 27.5 | 18.8 | 28.8 | 17.1 | 10.5 | 16.6 | 11.5 | **55** | 61 | 71 | S | 2 | SW | 4 | S | 2 | 2 | 6 | 4 | — | |
| 23 | 59.1 | 58.5 | 58.6 | 21.3 | 27.3 | 18.6 | 28.6 | 17.0 | 11.8 | 16.4 | 11.3 | 63 | 61 | 71 | S | 2 | SW | 4 | N | 1 | 2 | 2 | 3 | — | |
| 24 | 58.5 | 58.0 | 58.3 | 21.2 | 27.4 | 18.5 | 28.5 | 17.0 | 12.1 | 16.7 | 11.0 | 66 | 62 | 70 | S | 2 | SW | 4 | S | 2 | 3 | 3 | 4 | — | |
| 25 | 57.5 | **57.0** | 57.4 | 21.0 | 27.1 | 18.3 | 28.4 | 17.0 | 12.5 | 16.5 | 10.7 | 65 | 62 | 68 | S | 1 | SW | 3 | S | 2 | 2 | 4 | 3 | — | |
| 26 | 57.4 | 57.5 | 57.2 | 21.2 | 27.0 | 18.8 | 28.6 | 17.1 | 12.5 | 16.6 | 10.8 | 67 | 63 | 67 | S | 1 | SW | 4 | S | 2 | 2 | 3 | 4 | — | |
| 27 | 58.9 | 58.3 | 58.3 | 21.1 | 27.0 | 18.3 | 28.5 | 17.0 | 12.2 | 16.6 | 10.7 | 66 | 63 | 68 | S | 2 | SW | 4 | S | 2 | 2 | 4 | 3 | — | |
| 28 | 57.8 | 57.2 | 57.3 | 21.0 | 27.1 | 19.0 | 28.4 | 17.0 | 12.0 | 16.9 | 11.7 | 65 | 64 | 72 | NE | 1 | SW | 2 | S | 2 | 2 | 4 | 4 | — | |
| 29 | 58.0 | 57.5 | 57.6 | 21.1 | 26.9 | 18.0 | 28.4 | 16.9 | 11.9 | 16.6 | 10.9 | 65 | 64 | 71 | NE | 1 | SW | 4 | S | 1 | 2 | 4 | 3 | — | |
| | | | | | | | | | | | | | | | | | | | | | | | | — | |
| | | | | | | | | | | | | | | | | | | | | | | | | — | |
| Pro. Mit. | 59.4 | 58.9 | 59.0 | 20.6 | 27.3 | 18.6 | 28.5 | 16.7 | 11.7 | 16.6 | 11.1 | 65 | 62 | 69 | | 1.8 | | 3.7 | | 2.4 | 2.1 | 3.7 | 3.9 | — | |

**CALDERA** (H = 30 m) **FEBRERO 1912** φ = 27° 03′ S λ = 70° 53′ W $C_g$

| | | | | | | | | | | | | | | | | | | | | | | | | | |
|---|---|---|---|---|---|---|---|---|---|---|---|---|---|---|---|---|---|---|---|---|---|---|---|---|---|
| 1 | 61.6 | 60.0 | 60.3 | 18.1 | 21.4 | 18.2 | 22.0 | 17.6 | 12.2 | 13.4 | 13.7 | 79 | 71 | 88 | C | 0 | SW | 3 | C | 0 | 0 | 0 | 0 | — | |
| 2 | 60.0 | 58.5 | 59.7 | 17.0 | 20.8 | 18.3 | 21.5 | 17.0 | 13.0 | 12.9 | 14.4 | 90 | 71 | 92 | C | 0 | SW | 2 | C | 0 | $10^1$ | 2 | $10^0$ | — | |
| 3 | 59.9 | 58.2 | 57.5 | 17.6 | 21.7 | 18.6 | 22.3 | 17.6 | 13.3 | 13.1 | 14.8 | 89 | 68 | 93 | WNW | 1 | SW | 2 | C | 0 | $10^1$ | 0 | $10^1$ | — | |
| 4 | 60.1 | 58.8 | 59.8 | 17.2 | 21.4 | 19.4 | 22.0 | 17.2 | 13.5 | 12.5 | 14.7 | 93 | 66 | 88 | NW | 1 | C | 0 | SW | 1 | $10^1$ | $10^0$ | $10^0$ | — | |
| 5 | 60.0 | 59.0 | 59.6 | 19.0 | 23.0 | 19.8 | **23.8** | 18.6 | 11.7 | 13.1 | 14.3 | 72 | 63 | 83 | C | 0 | S | 1 | SW | 2 | $10^0$ | 0 | 0 | — | |
| 6 | 61.1 | 59.7 | 60.6 | 18.0 | 21.0 | 19.0 | 21.7 | 18.0 | 13.1 | 13.4 | 14.1 | 85 | 73 | 87 | C | 0 | SW | 3 | SW | 2 | 0 | 0 | 0 | — | |
| 7 | 61.6 | 61.0 | 61.6 | 17.8 | 21.8 | 19.1 | 22.4 | 17.0 | 12.0 | 13.0 | 13.1 | 79 | 67 | 80 | C | 0 | SW | 1 | SW | 1 | 0 | 0 | $10^1$ | — | |
| 8 | **62.4** | 61.0 | 60.7 | 17.5 | 22.9 | 19.3 | 23.4 | 17.5 | 11.8 | 12.5 | 13.8 | 79 | 60 | 83 | NW | 1 | SW | 1 | C | 0 | $10^0$ | 8 | $10^1$ | — | |
| 9 | 61.6 | 59.6 | 60.0 | 18.0 | 20.4 | 18.6 | 21.0 | 17.5 | 12.1 | 13.9 | 13.6 | 79 | 78 | 85 | C | 0 | SW | 1 | S | 1 | $10^0$ | 0 | 0 | — | |
| 10 | 59.4 | 58.2 | 58.8 | 17.0 | 22.0 | 19.0 | 22.6 | 17.0 | 11.6 | 12.3 | 13.7 | 81 | 63 | 84 | C | 0 | SW | 2 | SW | 1 | 8 | 0 | $10^1$ | — | |
| 11 | 59.6 | 58.7 | 59.2 | 19.0 | 23.0 | 20.0 | 23.6 | 19.0 | 13.4 | 12.8 | 12.7 | 82 | 61 | 73 | C | 0 | SW | 1 | SW | 1 | $10^0$ | 4 | $10^0$ | — | |
| 12 | 60.9 | 60.1 | 61.4 | 18.8 | 20.4 | 18.5 | 21.0 | 17.6 | 12.7 | 12.3 | 14.7 | 79 | 69 | 93 | C | 0 | SSW | 1 | SW | 1 | $10^0$ | $10^0$ | $10^1$ | — | |
| 13 | 61.6 | 60.6 | 61.7 | 17.0 | 21.0 | 19.0 | 21.6 | 17.0 | 14.1 | 13.1 | 14.9 | **98** | 71 | 91 | C | 0 | SW | 2 | C | 0 | $10^0$ | 1 | $10^0$ | — | |
| 14 | 61.0 | 60.6 | 61.2 | 17.0 | 20.2 | 19.0 | 21.0 | 17.0 | 13.0 | 12.9 | 14.6 | 90 | 74 | 89 | C | 0 | W | 1 | C | 0 | $10^0$ | $10^0$ | $10^1$ | — | |
| 15 | 60.2 | 59.8 | 60.9 | 18.0 | 20.3 | 19.0 | 21.0 | 18.0 | 12.9 | 12.4 | 14.3 | 84 | 70 | 87 | C | 0 | SW | 1 | S | 1 | $10^0$ | $10^0$ | $10^1$ | — | |
| 16 | 60.0 | 57.3 | 57.6 | 18.1 | 20.0 | 18.9 | 20.8 | 18.1 | 13.7 | 14.1 | 13.4 | 89 | 81 | 83 | S | 1 | SW | 2 | SW | 1 | $10^0$ | 0 | 0 | — | |
| 17 | 59.6 | 58.6 | 59.8 | 18.0 | 22.0 | 19.0 | 23.0 | 17.2 | 13.7 | 14.5 | 13.2 | 89 | 74 | 81 | C | 0 | SW | 2 | SW | 1 | $10^0$ | 0 | 0 | — | |
| 18 | 59.6 | 60.6 | 61.2 | 17.8 | 22.8 | 19.0 | 23.6 | 17.8 | 11.3 | 12.4 | 14.0 | 74 | **60** | 86 | E | 1 | SW | 2 | SW | 2 | 9 | 0 | 0 | — | |
| 19 | 60.7 | 58.9 | 58.5 | 18.6 | 21.4 | 19.2 | 22.0 | 18.0 | 11.9 | 14.9 | 14.6 | 75 | 78 | 88 | E | 1 | SW | 2 | C | 0 | $10^1$ | 0 | $10^1$ | — | |
| 20 | 58.4 | 57.8 | 58.5 | 17.4 | 22.0 | 19.2 | 22.8 | 17.4 | 12.8 | 13.1 | 14.6 | 87 | 67 | 88 | NW | 2 | SW | 1 | SW | 1 | $10^1$ | $10^0$ | $10^1$ | — | |
| 21 | 59.3 | 58.8 | 59.3 | 18.4 | 23.0 | 20.0 | 23.6 | 18.4 | 13.3 | 12.9 | 14.0 | 84 | 62 | 80 | NW | 1 | SW | 1 | SW | 1 | $10^1$ | 0 | 0 | — | |
| 22 | 60.2 | 58.8 | 59.8 | 18.8 | 22.8 | 20.6 | 23.4 | 18.8 | 11.8 | 14.0 | 13.9 | 73 | 68 | 77 | C | 0 | SW | 2 | SW | 1 | 0 | 0 | 0 | — | |
| 23 | 59.8 | 59.0 | 59.7 | 18.0 | 22.0 | 19.9 | 23.0 | 18.0 | 12.3 | 13.9 | **15.6** | 80 | 71 | 91 | C | 0 | SW | 3 | S | 1 | 0 | 0 | 0 | — | |
| 24 | 59.2 | 57.8 | 58.3 | 18.0 | 21.0 | 19.1 | 22.0 | 18.0 | 12.0 | 14.2 | 14.4 | 78 | 77 | 87 | C | 0 | SW | 2 | SW | 1 | 8 | 0 | 0 | — | |
| 25 | 59.3 | 56.6 | 57.8 | 19.2 | 21.0 | 19.0 | 21.8 | 19.0 | **10.7** | 13.2 | 14.1 | 64 | 72 | 87 | E | 1 | SW | 2 | SW | 1 | 1 | 0 | 0 | — | |
| 26 | 58.6 | **56.3** | 57.1 | 19.0 | 22.2 | 19.9 | 23.0 | 19.0 | 10.8 | 12.8 | 14.2 | 66 | 64 | 82 | E | 1 | SW | 2 | S | 1 | $10^0$ | 0 | 0 | — | |
| 27 | 60.0 | 58.9 | 59.0 | 19.2 | 20.4 | 18.0 | 21.2 | 17.8 | 13.1 | 14.2 | 13.5 | 79 | 80 | 88 | E | 1 | SW | 2 | SW | 2 | $10^0$ | 0 | 0 | — | |
| 28 | 58.9 | 56.4 | 56.8 | 17.0 | 21.0 | 18.6 | 21.8 | 17.0 | 13.5 | 13.5 | 14.6 | 94 | 74 | 92 | S | 1 | SW | 3 | SW | 2 | $10^1$ | 0 | 0 | — | |
| 29 | 58.3 | 56.7 | 56.6 | 17.0 | 21.0 | 19.0 | 21.6 | 17.0 | 13.2 | 13.8 | 13.2 | 92 | 75 | 81 | C | 0 | SW | 2 | S | 1 | $10^1$ | 0 | 0 | — | |
| Pro. Mit. | 60.1 | 58.8 | 59.4 | 18.0 | 21.5 | 19.1 | 22.2 | 17.8 | 12.6 | 13.3 | 14.1 | 82 | 70 | 86 | | 0.4 | | 1.7 | | 0.9 | 8.0 | 2.1 | 4.0 | — | |

Barómetro reducido a 0°C y a gravedad normal.

Barometer reduciert auf 0°C und

**OFAGASTA** (H=5 m) **FEBRERO 1912** φ = 23° 39′ S λ = 70° 25′ W $h_a$ = —

| mp. a la temp. Temp. Freien C° x. Min. | Velocidad del viento Windgeschwindigkeit m/minuto 7a | 2p | 9p | km 9p-7a | 7a-2p | 2p-9p | 7a-7a | k/1h | Nubes (clase y dirección) Wolken (Art und Richtung 7a | 2p | 9p | Agua caída Niederschlag mm 7a | 2p | 9p | Evaporación Verdunstung mm 7a | 2p | 9p | 7a-7a |
|---|---|---|---|---|---|---|---|---|---|---|---|---|---|---|---|---|---|---|
| | | | | | | | | | cu | a-cu | str | — | — | — | | | | |
| | | | | | | | | | cu-ni | a-cu | fr-cu | — | — | — | | | | |
| | | | | | | | | | cu | a-cu | str | — | — | — | | | | |
| | | | | | | | | | cu-ni | a-cu | a-cu | — | — | — | | | | |
| | | | | | | | | | cu-ni | a-cu | str | — | — | — | | | | |
| | | | | | | | | | cu | a-str | a-cu | — | — | — | | | | |
| | | | | | | | | | cu-ni | a-cu | a-cu | — | — | — | | | | |
| | | | | | | | | | cu-ni | a-cu | str | — | — | — | | | | |
| | | | | | | | | | cu-ni | a-cu | fr-cu | — | — | — | | | | |
| | | | | | | | | | cu | a-cu | fr-cu | — | — | — | | | | |
| | | | | | | | | | | | | | | — | | | | |
| | | | | | | | | | str | a-cu | a-cu | — | — | — | | | | |
| | | | | | | | | | ni | a-cu | a-str | — | — | — | | | | |
| | | | | | | | | | cu-ni | a-cu | a-cu | — | — | — | | | | |
| | | | | | | | | | str | a-cu | a-cu | — | — | — | | | | |
| | | | | | | | | | cu-ni | ci-cu | str | — | — | — | | | | |
| | | | | | | | | | cu | cu-ni | a-str | — | — | — | | | | |
| | | | | | | | | | fr-cu | str | a-cu | — | — | — | | | | |
| | | | | | | | | | cu-str | str | | — | — | — | | | | |
| | | | | | | | | | cu | fr-str | a-cu | — | — | — | | | | |
| | | | | | | | | | fr-ni | a-cu | a-str | — | — | — | | | | |
| | | | | | | | | | | | | | | — | | | | |
| | | | | | | | | | cu | cu-ni | fr-ni | — | — | — | | | | |
| | | | | | | | | | cu | str | cu-ni | — | — | — | | | | |
| | | | | | | | | | cu | fr-str | str | — | — | — | | | | |
| | | | | | | | | | fr-cu | str | cu | — | — | — | | | | |
| | | | | | | | | | cu | fr-str | a-cu | — | — | — | | | | |
| | | | | | | | | | str | cu-ni | fr-ni | — | — | — | | | | |
| | | | | | | | | | cu | str | cu-ni | — | — | — | | | | |
| | | | | | | | | | cu, str | str | cu-ni | — | — | — | | | | |
| | | | | | | | | | cu | fr-cu | a-cu | — | — | — | | | | |
| | | | | | | | | | | | | | | — | | | | |

**DERA** (H=30 m) **FEBRERO 1912** φ = 27° 03′ S λ = 70° 53′ W $h_a$ = —

| | | | | | | | | | | | | | | | | | | | |
|---|---|---|---|---|---|---|---|---|---|---|---|---|---|---|---|---|---|---|---|
| | | | | | | | | | | | | — | — | — | | | | |
| | | | | | | | | | ni | cu SW | ni | — | — | — | | | | |
| | | | | | | | | | ni WNW | | ni SW | — | — | — | | | | |
| | | | | | | | | | ni NW | ni W | ni SW | — | — | — | | | | |
| | | | | | | | | | ni | | | — | — | — | | | | |
| | | | | | | | | | | | | — | — | — | | | | |
| | | | | | | | | | | | ni SW | — | — | — | | | | |
| | | | | | | | | | ni NW | ni SW | ni S | — | — | — | | | | |
| | | | | | | | | | ni S | | | — | — | — | | | | |
| | | | | | | | | | cu-ni SSE | | ni SW | — | — | — | | | | |
| | | | | | | | | | ni NW | cu-ni SW | ni SSW | — | — | — | | | | |
| | | | | | | | | | ni SE | ni SSW | ni SW | — | — | — | | | | |
| | | | | | | | | | ni S | cu SW | ni SW | — | — | — | | | | |
| | | | | | | | | | ni S | ni W | ni S | — | — | — | | | | |
| | | | | | | | | | ni S | ni SW | ni S | — | — | — | | | | |
| | | | | | | | | | ni S | | | — | — | — | | | | |
| | | | | | | | | | ni E | | | — | — | — | | | | |
| | | | | | | | | | cu-ni E | | | — | — | — | | | | |
| | | | | | | | | | ni E | | ni SW | — | — | — | | | | |
| | | | | | | | | | ni NW | ni SW | ni SW | — | — | — | | | | |
| | | | | | | | | | ni NW | | | — | — | — | | | | |
| | | | | | | | | | | | | — | — | — | | | | |
| | | | | | | | | | | | | — | — | — | | | | |
| | | | | | | | | | cu-ni W | | | — | — | — | | | | |
| | | | | | | | | | cu E | | | — | — | — | | | | |
| | | | | | | | | | ni E | | | — | — | — | | | | |
| | | | | | | | | | ni E | | | — | — | — | | | | |
| | | | | | | | | | ni S | | | — | — | — | | | | |
| | | | | | | | | | ni NW | | | — | — | — | | | | |
| | | | | | | | | | | | | — | — | — | | | | |

Observaciones se efectuaron según hora oficial de Chile (75° de long.)

Alle Beobachtungen nach chilenischer Einheitszeit (75° Länge).

## ISLA DE PASCUA (H=30 m) — FEBRERO 1912 — φ = 27° 10′ S — λ = 109° 26′ W — $C_g$

| Día / Tag | Barómetro Barometer 700 mm + 7a | 2p | 9p | Temperatura del aire Lufttemperatur C° 7a | 2p | 9p | Max. | Min. | Humedad absoluta Absolute Feuchtigkeit mm 7a | 2p | 9p | Humedad relativa Relative Feuchtigkeit % 7a | 2p | 9p | Dirección y fuerza del viento Richtung und Stärke des Windes 0—12 B 7a | 2p | 7p | Nebulosidad Bewölkung 0—10 7a | 2p | 9p | Agua caída Niederschlag mm 7a-7a | Notas Bemerkungen |
|---|---|---|---|---|---|---|---|---|---|---|---|---|---|---|---|---|---|---|---|---|---|---|
| 1 | 62.1 | 62.1 | 62.0 | 23.8 | 24.1 | 21.4 | 27 7 | 20.8 | 15.2 | 16.6 | 15.8 | 69 | 74 | 83 | ENE 3 | E 4 | E 3 | 3 | 9 | 2 | 0.0 | ●° ch 0p10, ● gt 1p |
| 2 | 61.3 | 60.9 | 61.5 | 22.7 | 26.3 | 23.5 | 27.8 | 18.6 | 16.7 | 17.7 | 17.4 | 81 | 69 | 81 | ESE 2 | ENE 5 | E 3 | 9 | 8 | 9 | 0.2 | ●° ch 6a57, 7a7; ∞² 7 |
| 3 | 61.5 | 60.3 | 62.1 | 22.5 | 27.2 | 22.8 | 27.8 | 19.0 | 16.8 | 17.9 | 16.8 | 83 | 67 | 82 | ENE 2 | E 5 | NE 2 | 7 | 5 | 4 | 0.0 | ⌓¹ y ∞¹ 7a |
| 4 | 62.4 | 62.6 | 63.0 | 23.9 | 27.7 | 23.2 | 28.0 | 19.3 | 16.3 | 17.2 | 16.1 | 74 | 62 | 76 | ENE 2 | SE 4 | SE 4 | 3 | 4 | 6 | — | |
| 5 | 62.8 | 62.1 | 61.6 | 24.1 | 27.4 | 22.6 | 28.3 | 20.8 | 15.5 | 16.8 | 15.5 | 70 | 62 | 76 | E 4 | SSE 6 | SE 5 | 6 | 4 | 4 | — | ||| ° 5p56, ●° ch 6p38 |
| 6 | 60.2 | 59.5 | 59.5 | 23.9 | 27.2 | 21.8 | 27.8 | 21.0 | 15.9 | 16.2 | 14.7 | 72 | 60 | 76 | E 2 | SE 6 | E 4 | 4 | 6 | 1 | 0.0 | ∞¹ 7a, 2p [8a, 4p30; ∞ |
| 7 | 59.6 | 60.2 | 61.2 | 22.4 | 25.8 | 21.3 | 27.5 | 19.1 | 15.4 | 19.0 | 17.2 | 77 | 77 | 92 | ENE 2 | NNE 2 | SSE 1 | 4 | 9 | 4 | — | ●° ch am, 7a12, ||| ° 7a |
| 8 | 61.8 | 62.7 | 62.8 | 23.8 | 26.8 | 21.7 | 28.2 | 20.0 | 17.8 | **20.1** | 18.6 | 81 | 77 | **97** | NE 3 | N 6 | NNE 2 | 3 | 3 | 1 | 2.9 | ●° ch am, 5p32; ∞¹ 7 |
| 9 | 62.4 | 62.1 | 62.3 | 23.5 | 28.0 | 21.2 | 28.9 | 19.5 | 18.2 | 19.1 | 16.2 | 85 | 68 | 86 | NE 1 | N 1 | ESE 1 | 4 | 8 | 1 | 0.0 | ●° ch 8a27, 10a8; ∞¹ |
| 10 | 61.1 | 59.8 | 60.6 | 22.4 | 27.2 | 21.6 | 27.8 | 18.6 | 16.7 | 15.4 | 15.4 | 83 | 57 | 80 | ESE 1 | SE 3 | SE 1 | 3 | 3 | 1 | 0.2 | ●° ch am, ●¹ ch 9p1 |
| 11 | 59.9 | 60.5 | 61.3 | 22.7 | 27.0 | 23.0 | 27.9 | 19.7 | 16.5 | 16.2 | 15.8 | 80 | 61 | 75 | E 1 | E 3 | ESE 3 | 4 | 3 | 2 | 0.3 | ●° ch 6a29 [∞ |
| 12 | 61.8 | 61.9 | 63.1 | 24.3 | 27.6 | 23.3 | 28.3 | 21.9 | 16.1 | 16.7 | 17.0 | 71 | 61 | 80 | SE 3 | E 5 | ENE 3 | 3 | 4 | 2 | 0.4 | ||| ¹ am, ●° ch 10a46 |
| 13 | 63.1 | 62.9 | 62.7 | 22.8 | 28.1 | 22.6 | 28.7 | 19.9 | 17.8 | 16.1 | 16.7 | 86 | 57 | 82 | ENE 1 | ESE 3 | C 0 | 6 | 5 | 1 | 0.1 | ●° ch 8p32; ⌓² am; |
| 14 | 63.1 | 62.6 | 62.8 | 21.4 | 28.1 | 22.0 | 29.0 | 20.2 | 16.7 | 16.4 | 15.5 | 88 | 58 | 79 | E 1 | ENE 4 | E 1 | 6 | 4 | 1 | 0.0 | ∞¹ 2p |
| 15 | 62.5 | 62.3 | **63.7** | 22.3 | 30.1 | 22.2 | **31.0** | 19.7 | 16.1 | 15.6 | 15.7 | 80 | 49 | 79 | NE 1 | NE 5 | ESE 1 | 2 | 7 | 1 | — | |
| 16 | 63.3 | 63.0 | 63.4 | 24.1 | 28.2 | 22.7 | 28.5 | 20.0 | 16.5 | 16.9 | 16.7 | 74 | 59 | 81 | E 3 | E 4 | NE 1 | 2 | 6 | 1 | — | ● gt 5p56, ●° ch 8p; |
| 17 | 62.9 | 62.7 | 63.6 | 22.0 | 24.4 | 22.8 | 28.5 | 20.4 | 16.9 | 18.3 | 14.8 | 86 | 80 | 72 | NE 2 | NE 4 | ENE 2 | 6 | 5 | 1 | 0.0 | ● gt a, ●° ch 0p27 |
| 18 | 63.3 | 62.8 | 63.4 | 23.7 | 27.6 | 22.7 | 28.0 | 21.6 | 15.2 | 16.0 | 17.3 | 70 | 58 | 84 | ESE 2 | SE 4 | ENE 2 | 8 | 7 | 2 | 1.0 | ●° ch p, 7p13, ● ch |
| 19 | 63.3 | 62.6 | 62.7 | 21.9 | 27.1 | 20.6 | 28.5 | 18.8 | 16.8 | 15.0 | 16.2 | 85 | 57 | 90 | ENE 1 | NE 4 | E 1 | 9 | 8 | 1 | 2.9 | ●¹ ch n-7a40, ●° 7a4 |
| 20 | 62.8 | 62.5 | 62.7 | 21.8 | 27.2 | 21.4 | 28.5 | 19.4 | 16.7 | 14.8 | 16.4 | 86 | 55 | 86 | ENE 1 | NNE 2 | E 1 | 1 | 6 | 1 | **6.3** | ⌓² am, ⌓° 9p, ∞¹ 7a |
| 21 | 61.2 | 60.8 | 60.5 | 22.2 | 26.4 | 20.8 | 28.2 | 19.8 | 16.2 | 15.6 | 15.5 | 81 | 61 | 85 | E 1 | WNW 2 | ENE 2 | 1 | 5 | 0 | — | ⌓² an, am; ⌓° 9p; ∞ |
| 22 | 60.3 | 60.0 | 60.3 | 20.4 | 28.6 | 20.5 | 29.3 | 18.5 | 15.8 | 15.4 | 15.0 | 89 | 53 | 84 | C 0 | SE 2 | C 0 | 1 | 5 | 1 | — | ⌓² am, ⌓° 9p [⌓ |
| 23 | **59.3** | 59.4 | 59.6 | 21.8 | 24.6 | 19.8 | 27.0 | **17.8** | 16.4 | 16.9 | 15.7 | 84 | 73 | 91 | C 0 | ESE 3 | NE 1 | 2 | 9 | 7 | — | ● ch, ||| y ● (varias |
| 24 | **59.3** | 59.7 | 60.1 | 22.2 | 24.1 | 22.6 | 26.6 | 18.9 | 17.1 | 17.3 | 16.0 | 86 | 77 | 78 | C 0 | NNW 2 | E 2 | 8 | 9 | 4 | 3.5 | ●¹ ch 9a30, ||| ° 1p7; |
| 25 | 60.1 | 60.1 | 60.9 | 24.2 | 27.4 | 22.8 | 28.1 | 17.9 | 15.6 | 14.5 | 15.5 | 70 | 53 | 75 | ENE 1 | E 5 | E 3 | 9 | 4 | 8 | 0 4 | ∞¹ 7a, 2p |
| 26 | 60.2 | 59.4 | 60.0 | 23.9 | 26.6 | 22.5 | 27.3 | 20.4 | 13.8 | **13.5** | 15.2 | 62 | 52 | 75 | E 5 | E 5 | E 4 | 7 | 3 | 4 | — | ●° ch 6p30, ●¹ ch |
| 27 | 60.2 | 59.9 | 61.6 | 21.7 | 28.5 | 22.9 | 29.0 | 18.4 | 15.6 | 15.4 | 14.7 | 81 | 53 | 71 | ENE 2 | NE 3 | NE 2 | 5 | 8 | 1 | 0.8 | ●¹ ch am, 2 ● ch 6 |
| 28 | 61.7 | 62.0 | 62.6 | 22.5 | 28.6 | 22.8 | 29.2 | 19.5 | 15.4 | 13.6 | 15.1 | 76 | **47** | 73 | E 2 | N 4 | NE 2 | 8 | 5 | 5 | 0.0 | ●° ch n; ⌓¹ am ∞¹ |
| 29 | 62.0 | 61.2 | 61.2 | 22.7 | 27.0 | 21.6 | 28.1 | 20.7 | 15.9 | 14.9 | 14.8 | 78 | 56 | 77 | ENE 2 | NE 2 | ENE 1 | 9 | 9 | 5 | 0.5 | ●° ch am; ∞² 7a, 2p |
| Pro. Mit. | 61.6 | 61.3 | 61.8 | 22.8 | 27.1 | 22.1 | 28.3 | 19.7 | 16.3 | 16.4 | 16.0 | 79 | 62 | 81 | 1.8 | 3.8 | 2.0 | 4.9 | 5.8 | 2.8 | 19.5 | |

## COPIAPÓ (H=370 m) — FEBRERO 1912 — φ = 27° 22′ S — λ = 70° 21′ W — $C_g$

| | | | | | | | | | | | | | | | | | | | | | | |
|---|---|---|---|---|---|---|---|---|---|---|---|---|---|---|---|---|---|---|---|---|---|---|
| 1 | 28.8 | 25.4 | 26.9 | 17.2 | 29.4 | 18.3 | | 10.8 | 11.2 | 11.1 | 75 | 37 | 72 | NW 1 | NW 2 | W 1 | 0 | 0 | 0 | — | |
| 2 | 26.5 | 24.4 | 26.1 | 16.8 | 29.2 | 17.2 | | 11.6 | 11.5 | 11.4 | 82 | 39 | 79 | SE 1 | NW 3 | NW 1 | 10 | 0 | 0 | — | |
| 3 | 27.1 | 23.8 | 24.5 | 17.2 | 28.3 | 17.2 | | 11.4 | 11.6 | 11.9 | 79 | 41 | 83 | C 0 | NW 2 | NW 1 | 10 | 0 | 0 | — | |
| 4 | 26.9 | 24.8 | 27.6 | 17.4 | 26.0 | 17.2 | | 12.0 | 12.2 | 11.9 | 82 | 49 | 83 | C 0 | NW 3 | NW 1 | 10 | 0 | 0 | — | |
| 5 | 27.6 | 25.6 | 26.9 | 17.6 | 28.0 | 18.5 | | 11.7 | 11.3 | 11.4 | 79 | 41 | 73 | NW 1 | NW 1 | W 1 | 10 | 0 | 0 | — | |
| 6 | 28.1 | 25.7 | 27.9 | 17.5 | 29.6 | 19.6 | | 11.5 | 10.9 | 11.3 | 78 | 35 | 68 | C 0 | NW 3 | NW 1 | 0 | 0 | 0 | — | |
| 7 | **29.4** | 26.4 | 27.7 | 18.6 | 30.2 | *17.9* | | 11.2 | 11.3 | **12.7** | 71 | 36 | *83* | C 0 | NW 3 | | 0 | 0 | 0 | — | |
| 8 | *25.0* | 27.1 | 27.2 | *13.4* | 28.6 | 18.2 | | *9.4* | 12.2 | 11.3 | *82* | 43 | 74 | | NW 2 | NW 1 | 0 | 2 | 0 | — | |
| 9 | 28.9 | 25.0 | 26.5 | 17.4 | 29.0 | 17.8 | | 11.4 | 11.3 | 11.3 | 78 | 38 | 75 | C 0 | NW 2 | NW 1 | 10 | 0 | 0 | — | |
| 10 | 25.5 | 23.2 | 24.9 | 15.6 | 30.8 | 18.8 | | 11.2 | 11.0 | 12.8 | 86 | 34 | 74 | NW 2 | NW 2 | NW 1 | 0 | 0 | 0 | — | |
| 11 | 27.0 | 24.4 | 27.0 | 17.2 | 28.8 | 19.3 | | 11.9 | 11.4 | 11.5 | 83 | 39 | 70 | NW 1 | NW 2 | C 0 | 3 | 2 | 0 | — | |
| 12 | 27.9 | 25.4 | 26.9 | 16.3 | 28.2 | 18.0 | | 11.9 | 11.8 | 11.4 | 87 | 42 | 76 | W 1 | NW 3 | NW 1 | 8 | 0 | 0 | — | |
| 13 | 28.5 | 26.8 | 27.8 | 16.3 | 26.8 | 17.5 | | 12.0 | 11.7 | 11.8 | 88 | 45 | 80 | N 1 | NW 2 | C 0 | 10 | 0 | 0 | — | |
| 14 | 28.2 | 27.1 | 27.6 | 16.6 | 26.0 | 17.8 | | 11.2 | 11.5 | 11.6 | 80 | 47 | 77 | C 0 | NW 2 | NW 1 | 10 | 0 | 0 | — | |
| 15 | 27.2 | 25.6 | 26.7 | 17.3 | 27.2 | 17.8 | | 11.6 | 11.8 | 11.6 | 80 | 44 | 77 | C 0 | NW 2 | NW 1 | 10 | 0 | 0 | — | |
| 16 | 27.0 | 23.0 | 24.6 | 17.0 | 28.2 | 18.6 | | 11.2 | 11.2 | 11.1 | 79 | 40 | 71 | C 0 | NW 1 | NW 1 | 10 | 0 | 0 | — | |
| 17 | 26.6 | 24.0 | 25.7 | 16.0 | 28.8 | 18.6 | | 11.2 | 11.4 | 11.7 | 84 | 39 | 74 | NW 1 | NW 2 | NW 1 | 10 | 0 | 0 | — | |
| 18 | 27.4 | 25.7 | 27.8 | 15.8 | 29.6 | 18.3 | | 10.8 | 10.7 | 11.0 | 82 | 35 | 71 | C 0 | NW 2 | NW 1 | 0 | 0 | 0 | — | |
| 19 | 28.4 | 24.8 | 24.9 | 15.0 | 28.8 | 17.3 | | 11.0 | 11.5 | 11.6 | 88 | 39 | 80 | C 0 | NW 1 | NW 1 | 10 | 0 | 0 | — | |
| 20 | 25.6 | 22.8 | 25.1 | 15.0 | 28.0 | 18.4 | | 11.6 | 11.9 | 11.5 | **92** | 43 | 74 | NW 1 | NW 1 | NW 1 | 10 | 0 | 0 | — | |
| 21 | 26.6 | 24.6 | 26.2 | 17.5 | 27.8 | 19.2 | | 11.5 | 11.4 | 11.0 | 78 | 41 | 67 | C 0 | NW 1 | NW 1 | 0 | 0 | 0 | — | |
| 22 | 27.2 | 23.2 | 26.5 | 16.6 | 29.4 | 19.6 | | 11.0 | 11.6 | 10.6 | 79 | 38 | 62 | C 0 | NW 2 | C 0 | 1 | 0 | 0 | — | |
| 23 | 27.2 | 24.1 | 25.4 | 15.5 | 30.2 | 18.2 | | 11.3 | 12.0 | 10.7 | 87 | 38 | 70 | NW 1 | NW 3 | C 0 | 1 | 0 | 0 | — | |
| 24 | 26.7 | 23.7 | 25.3 | 14.8 | 30.8 | 18.0 | | 11.1 | 10.6 | 10.2 | 90 | 33 | 67 | NW 1 | W 1 | NW 1 | 4 | 0 | 0 | — | |
| 25 | 26.4 | 22.6 | 24.0 | 15.4 | 30.0 | 18.0 | | 10.8 | 10.1 | 11.4 | 84 | 32 | 76 | C 0 | NW 1 | NW 2 | 1 | 0 | 0 | — | |
| 26 | 25.3 | 22.4 | 24.0 | 16.0 | 29.0 | 18.3 | | 11.0 | **9.3** | 11.0 | 82 | **31** | 71 | C 0 | NW 1 | NW 3 | 10 | 0 | 0 | — | |
| 27 | 27.4 | 24.6 | 25.6 | 16.4 | 27.6 | 17.8 | | 11.0 | 9.7 | 11.0 | 80 | 36 | 73 | C 0 | NW 1 | C 0 | 10 | 0 | 0 | — | |
| 28 | 25.3 | **21.6** | 22.8 | 15.0 | 29.2 | 16.8 | | 10.5 | 11.8 | 10.9 | 84 | 40 | 77 | NW 1 | NW 3 | NW 1 | 0 | 0 | 0 | — | |
| 29 | 25.5 | 22.8 | 23.3 | 16.4 | 28.0 | 17.0 | | 10.7 | 10.9 | 10.6 | 78 | 40 | 75 | C 0 | NW 2 | NW 1 | 10 | 0 | 0 | — | |
| Pro. Mit. | 27.1 | 24.5 | 26.0 | 16.4 | 28.7 | 18.1 | | 11.2 | 11.3 | 11.3 | 82 | 39 | 74 | 0.5 | 1.9 | 0.9 | 5.8 | 0.1 | 0.0 | — | |

Barometro reducido a 0°C y a gravedad normal.

Barometer reduciert auf 0°C und N

(1) 1p10; ⌓ am; ∞¹ 7a, 2p, 9p (2) 1p39; ⌓² am; ∞¹ 7a, ∞² 7a (3) ● gt 10a, ● ch p; ⌐² (11 veces) 7a17, ⌐¹ (8 veces) 3p15; ∞² 7a, 2p.

## A DE PASCUA (H = 30 m) — FEBRERO 1912 — φ = 27° 10′ S — λ = 109° 26′ W — $h_a$ = 2.8 m

| Temp. a la temp. Freien. C° k. | Min. | Velocidad del viento Windgeschwindigkeit m/minuto 7a | 2p | 9p | km 7p-7a | 7a-2p | 2p-9p | 7a-7a | k 1h | Nubes (clase y dirección) * Wolken (Art und Richtung) 7a | 2p | 9p | Agua caída Niederschlag mm 7a | 2p | 9p | Evaporación Verdunstung mm 7a | 2p | 9p | 7a-7a |
|---|---|---|---|---|---|---|---|---|---|---|---|---|---|---|---|---|---|---|---|
| 17 | 13.9 | 121 | 143 | 108 | 88.9 | 70.0 | 60.9 | **239.6** | **10.0** | cu-ni, ci, ci-cu ENE | cu-ni, ni, str-cu, a-cu (5) | cu hor, ci-str ESE | — | 0.2 | — | 1.2 | 1.8 | 1.2 | 4.4 |
| 16 | **10.0** | 97 | 173 | 108 | 20.9 | 59.3 | 51.9 | 151.8 | 6.3 | cu-ni, ni, str-cu, a-cu, (1) | cu-ni, ni, str-cu, a-cu (6) | cu, fr-cu. cu ni, ni, (14) | 0.0 | 0.0 | — | 0.3 | 1.2 | 1.0 | 3.3 |
| 18 | 11.9 | 78 | 164 | 65 | 19.0 | 62.8 | 49.9 | 131.2 | 5.5 | cu-ni, ni, a-cu ENE. ci, ci- | cu-ni. str-cu, a-cu ENE, (7) | cu, fr-cu, cu-ni NE, (15) | -- | -- | — | 0.4 | 1.5 | 1.2 | 2.6 |
| 14 | 11.6 | 97 | 151 | 143 | 40.4 | 59.5 | 70.8 | 153.1 | 6.4 | cu-ni ENE [str, ci-cu ENE | cu-ni E, str-cu | cu, fr-cu, cu-ni, ni, ci ESE | — | — | — | 0.8 | 1.4 | 1.5 | 3.5 |
| 16 | 14.3 | 151 | 212 | 185 | 91.2 | 70.8 | 67.8 | 221.5 | 9.2 | cu-ni, ni, str-cu, ci SE | cu-ni, str-cu, ci, ci-str S | cu, fr-cu, cu-ni, ci SE | — | — | 0.0 | 1.6 | 1.8 | 1.5 | 4.5 |
| 16 | 13.7 | 78 | **220** | 132 | 74.9 | 66.5 | 63.0 | 213.5 | 8.9 | cu-ni, str cu, a-cu E, ci E | cu-ni, a-cu SE, ci SE | cu, fr-cu E | — | — | — | 1.3 | 1.9 | 1.2 | 4.6 |
| 18 | 10.4 | 90 | 90 | 26 | 53.5 | 54.8 | 37.2 | 183.0 | 7.6 | cu-ni, ni, ci, ci-str NE | cu-ni, ni, str-cu, a-cu (8) | cu, fr-cu, cu-ni SSE, ni | — | 2.1 | 0.7 | 0.8 | 1.9 | 0.8 | 3.9 |
| 16 | 12.3 | 116 | 212 | 72 | 31.2 | 85.4 | 53.9 | 123.2 | 5.1 | cu-ni, ci, ci-cu ENE | cu-ni N, ni | fr-cu N | 0.1 | — | 0.0 | 0.1 | 1.8 | 1.8 | 2.8 |
| 13 | 12.1 | 65 | 56 | 42 | 24.1 | 39.6 | 32.0 | 163.4 | 6.8 | cu-ca,fr-cu,cu-ni,a-cu NE, | cu-ni, ni, a-cu N, ci N | fr-cu SE | — | 0.1 | — | 0.3 | 1.3 | 1.0 | 3.9 |
| 11 | 10.5 | 65 | 116 | 52 | 11.1 | 52.4 | 42.6 | 82.7 | 3.4 | cu-ni,ci lij. SE [ci,ci-cu NE | str-cu hor | cu, fr-cu, cu-ni SE | 0.1 | — | — | 0.2 | 1.4 | 1.1 | 2.5 |
| 18 | 11.5 | 65 | 116 | 121 | 22.7 | 59.0 | 62.3 | 117.7 | 4.9 | cu-ni, ni, a-cu E, ci E | cu-ni, ci lij. ESE | cu, fr-cu, cu-ni ESE | 0.3 | 0.3 | — | 0.3 | 1.4 | 1.4 | 2.8 |
| 18 | 14.0 | 121 | 177 | 112 | 73.2 | 68.7 | 63.5 | 194.5 | 8.1 | cu-ni, ni, ci lij. SE | cu-ni E, ci-str hor | cu, fr-cu, cu-ni E, ni | 0.1 | 0.0 | 0.1 | 1.0 | 1.7 | 1.2 | 3.8 |
| 15 | 11.8 | 49 | 116 | 0 | 36.9 | 62.9 | 54.1 | 169.1 | 7.1 | cu-ni, ni, a-cu ENE, ci | cu-ni, ni, ci, ci-str ENE | cu, fr-cu, cu-ni ENE | — | — | 0.0 | 0.6 | 1.3 | 0.8 | 3.5 |
| 15 | 11.9 | 29 | 151 | 7 | 14.7 | 58.6 | 49.1 | 131.7 | 5.5 | cu-ni, ni, a-cu E [ENE | cu-ni, ni, ci, ci-str NE | cu, fr-cu E | — | — | — | 0.3 | 1.7 | 1.3 | 2.4 |
| 11 | 10.4 | 7 | 159 | 13 | 13.4 | 58.8 | 40.1 | 121.1 | 5.0 | cu-ni, ci lij. NE | cu-ni, ni, str-cu, a-cu NE | cu, fr-cu ESE | — | — | — | 0.3 | 1.4 | 1.6 | 3.3 |
| 12 | 11.9 | 116 | 143 | 13 | 17.9 | 69.6 | 72.3 | 116.8 | 4.9 | cu-ni ENE, ci lij, ENE | cu-ni, a-cu E, ci E | cu, fr-cu ENE | — | — | 0.0 | 0.4 | 1.6 | 1.5 | 3.4 |
| 12 | 12.0 | 90 | 138 | 78 | 4.7 | 70.6 | 66.6 | 146.6 | 6.1 | cu-ni, ni, str-cu, ci ENE | cu-ni, ni, a-cu, ci lij ENE | cu, fr-cu, cu ni ENE | 0.0 | 1.0 | — | 0.5 | 1.7 | 1.4 | 3.6 |
| 10 | 13.6 | 78 | 143 | 78 | 64.0 | 75.1 | 66.8 | 201.2 | 8.4 | cu-ni, a-cu ESE, ci, ci- (2) | cu-ni, a-cu ESE, ci, ci- (9) | cu, fr-cu, cu-ni ENE | — | 0.2 | 0.0 | 1.2 | 1.9 | 1.5 | 4.3 |
| 17 | 10.3 | 55 | 132 | 65 | 33.8 | 51.5 | 41.8 | 175.7 | 7.3 | cu-ni, ni, str, tr-cu, a-cu | cu-ni, ni, str-cu, a-cu (10) | cu, fr-cu E | 2.7 | 0.1 | 6.1 | 0.3 | 1.4 | 0.6 | 3.7 |
| 19 | 11.8 | 49 | 78 | 10 | 24.0 | 45.4 | 30.3 | 117.3 | 4.9 | cu-ni E [ENE,ci,ci-str ENE | cu-ni, ni, a-cu N | cu, fr-cu, cu-ni E | 0.1 | — | — | 0.4 | 1.2 | 1.6 | 2.4 |
| 13 | 11.3 | 10 | 65 | 78 | 11.8 | 43.8 | 13.5 | 87.5 | 3.6 | cu-ni E | cu-ni NNW, ni, a-cu NNW | | — | — | — | 0.3 | 1.4 | 0.5 | 3.1 |
| 13 | 10.3 | 0 | 78 | 0 | 8.3 | 42.2 | 36.4 | 65.6 | 2.7 | cu-ni E [cu lij. E | cu-ni ESE, ni, ci lij. ESE | fr-cu NE | — | — | — | 0.4 | 1.4 | 1.2 | 2.3 |
| 12 | 10.5 | 0 | 122 | 33 | 20.0 | 24.0 | 14.5 | 98.6 | 4.1 | cu-ni, ni, a-cu ESE, ci, ci- | cu-ni, ni, str, ci, ci-str, (11) | cu, fr cu, cu-ni, ni, a- (16) | — | 1.4 | 2.1 | 0.5 | 0.7 | 0.5 | 3.1 |
| 18 | 11.1 | 0 | 90 | 78 | 7.1 | 37.6 | 53.4 | **45.6** | **1.9** | cu-ni, ni, a-cu SE, ci, (3) | cu-ni, ni, str-cu, a-cu (12) | cu, fr-cu, cu-ni, str-cu,(17) | — | 0.4 | — | 0.3 | 1.0 | 0.8 | **1.5** |
| 15 | 13.8 | 56 | 168 | 116 | 77.9 | 69.4 | 69.5 | 168.9 | 7.0 | cu-ni, ni, str-cu, a-cu, (4) | cu-ni, ci lij., ci-str ESE | cu, fr-cu, cu-ni ENE, (18) | — | — | — | 0.9 | 1.8 | 1.5 | 2.7 |
| 17 | 13.0 | 168 | 191 | 132 | 78.6 | 71.1 | 64.0 | 217.5 | 9.1 | cu-ni, a-cu E, ci. ci-cu, ci- | cu-ni, ci lij. ENE | cu. fr-cu, cu-ni, ci lij. E | — | — | 0.1 | 1.3 | 2.2 | 1.8 | 4.6 |
| 18 | 10.5 | 90 | 121 | 97 | 44.6 | 60.1 | 55.9 | 179.7 | 7.5 | ci, ci-str NE [str E | cu-ni, str-cu, a-cu NE, (13) | cu, fr-cu NE [NE | 0.7 | — | 0.0 | 0.6 | 2.0 | 2.0 | 4.6 |
| 16 | 11.7 | 78 | 151 | 78 | 48.6 | 62.5 | 47.7 | 164.6 | 6.9 | cu-ni. ci, ci-str lij. ENE | cu-ni NNE, ci-str hor | cu, fr-cu, cu-ni, str-cu, ci | — | — | — | 0.9 | 2.5 | 1.6 | **4.9** |
| 14 | 12.2 | 65 | 84 | 13 | 24.3 | 61.9 | 55.8 | 134.5 | 5.6 | cu-ni, ni, str-cu, a-cu ENE, [ci, ci-str, ci cu ENE | cu-ni, nl, str. a-cu NE, ci, [ci-str NE | cu, fr-cu, cu-ni, a-cu ENE [ci, ci-str, ci-cu ENE | 0.5 | — | — | 0.6 | 2.3 | 2.1 | 4.7 |
| 17 | 11.9 | 72 | 136 | 71 | 37.3 | 59.1 | 51.3 | 148.8 | 6.2 | | | | 4.6 | 5.8 | 9.1 | 18.1 | 46.6 | 37.2 | 100.7 |

## IAPÓ (H = 370 m) — FEBRERO 1912 — φ = 27° 22′ S — λ = 70° 22′ W — $h_a$ = 11.7 m

| | | | | | | | | | | | | | | |
|---|---|---|---|---|---|---|---|---|---|---|---|---|---|---|
| 20 | 110 | 50 | 8.7 | 28.9 | 28.8 | | | | | | | — | — | — |
| 30 | 140 | 50 | 6.8 | 34.0 | 29.7 | 64.5 | 2.7 | str NW | | | | — | — | — |
| 0 | 80 | 40 | 3.2 | 26.0 | 26.5 | 66.9 | 2.8 | str | | | | — | — | — |
| 0 | 125 | 40 | 4.2 | 14.7 | 31.9 | 56.7 | 2.4 | str | | | | — | — | — |
| 20 | 40 | 30 | 1.9 | 10.7 | 22.9 | 48.5 | 2.0 | str | | | | — | — | — |
| 0 | 125 | 60 | 6.1 | 20.7 | 29.1 | 39.7 | 1.6 | | | | | — | — | — |
| 0 | **155** | 0 | 3.5 | 27.6 | | 53.3 | 2.2 | | | | | — | — | — |
| 0 | 95 | 40 | | | 25.0 | | | | ci SE | | | — | — | — |
| 0 | 100 | 40 | 2.9 | 24.1 | 21.5 | | | str | | | | — | — | — |
| 80 | 90 | 50 | 3.6 | 25.7 | 66.0 | 49.2 | 2.0 | | | | | — | — | — |
| 50 | 70 | 0 | 5.5 | 24.7 | 70.4 | 97.2 | 4.0 | str SE | ci SE | | | — | — | — |
| 45 | 125 | 40 | 4.2 | 26.2 | 27.3 | 99.3 | 4.1 | str E | | | | — | — | — |
| 20 | 100 | | 1.7 | 15.2 | 19.2 | 55.2 | 2.3 | str | | | | — | — | — |
| 0 | 85 | 40 | 4.1 | 24.3 | 17.6 | 38.5 | 1.6 | str | | | | — | — | — |
| 0 | 100 | 60 | 3.8 | 19.7 | 22.3 | 45.7 | 1.9 | str | | | | — | — | — |
| 0 | 20 | 40 | 6.5 | 5.9 | 28.2 | 48.5 | 2.0 | str | | | | — | — | — |
| 25 | 95 | 30 | 4.5 | 16.6 | 20.5 | 38.6 | 1.6 | str | | | | — | — | — |
| 0 | 65 | 50 | 4.9 | 19.9 | 18.5 | 42.0 | 1.7 | | | | | — | — | — |
| 0 | 50 | 56 | 6.3 | 15.0 | 25.1 | 44.7 | 1.9 | str | | | | — | — | — |
| 40 | 55 | 40 | 2.2 | 23.3 | 15.5 | 42.3 | 1.8 | str | | | | — | — | — |
| 0 | 40 | 30 | 0.2 | 15.8 | 19.5 | 39.0 | 1.6 | | | | | — | — | — |
| 0 | 100 | 0 | 2.5 | 18.3 | 2.0 | 37.8 | 1.6 | str E | | | | — | — | — |
| 20 | 125 | 0 | 0.5 | 69.7 | 31.8 | **20.8** | **0.9** | str SE y E | | | | — | — | — |
| 40 | 60 | 40 | 4.4 | 15.3 | 21.5 | **105.9** | **4.4** | str SE | | | | — | — | — |
| 0 | 60 | 80 | 1.2 | 14.6 | 23.3 | 38.0 | 1.6 | str | | | | — | — | — |
| 0 | 50 | 125 | 3.7 | 4.9 | 25.9 | 41.6 | 1.7 | str | | | | — | — | — |
| 0 | 30 | 0 | 48.2 | 11.9 | 20.3 | 79.0 | 3.3 | str | | | | — | — | — |
| 40 | 130 | 45 | 3.9 | 22.8 | 21.3 | 36.1 | 1.5 | | | | | — | — | — |
| 0 | 85 | 40 | 5.6 | 19.7 | 15.3 | 49.7 | 2.0 | str | | | | — | — | — |
| 15 | 86 | 40 | 5.5 | 21.3 | 26.0 | 53.0 | 2.2 | | | | | — | — | — |

* Observaciones se efectuaron según hora oficial de Chile (75° de long.)
a se observó según la hora local.
los días hubo cu y fr-cu a las 7a y 2p.

Alle Beobachtungen nach chilenischer Einheitszeit (75° Länge).
Auf der Osterinsel Beobachtungen nach Ort-zeit.

str ESE. (2) cu, ci-str ESE. (3) ci-cu, ci-str SE. (4) ENE, ci, ci-cu ENE. (5) E, ci, ci-str E. (6) ENE, ci, ci-cu, ci-str ENE. (7) ci, ci-cu, ci-str ENE. (8) ENE, ci, ci-str, ci-cu NNE. (9) str hor. (10. ENE, ci, ci-str cu ESE. (12) N, ci, ci-str N. (13) ci, ci-str, ci-cu NE. (14) str-cu, a-cu ENE. (15) ni, ci NE. (16) cu NE, ci, ci-cu, ci-str NE. (17) ci ESE. (18) ni, str-cu, a-cu ENE

**COQUIMBO** (H=25 m) **FEBRERO 1912** φ = 29° 56′ S λ = 71° 21 W $C_g$

| Día Tag | Barómetro Barometer 700 mm + 7a | 2p | 9p | Temperatura del aire Lufttemperatur C° 7a | 2p | 9p | Max. | Min. | Humedad absoluta Absolute Feuchtigkeit mm 7a | 2p | 9p | Humedad relativa Relative Feuchtigkeit % 7a | 2p | 9p | Dirección y fuerza del viento Richtung und Stärke des Windes 0—12 B 7a | 2p | 9p | Nebulosidad Bewölkung 0—10 7a | 2p | 9p | Agua caída Niederschlag mm 7a-7a | Notas Bemerkunge |
|---|---|---|---|---|---|---|---|---|---|---|---|---|---|---|---|---|---|---|---|---|---|---|
| 1 | **61.0** | 59.3 | 58.7 | 17.4 | 20.0 | 17.8 | 20.6 | 16.0 | 13.4 | 12.6 | 13.0 | 91 | 72 | 86 | E 1 | SW 2 | NE 2 | 0 | 0 | 0 | — | ☂ |
| 2 | 58.3 | 58.2 | 58.4 | 17.4 | 20.7 | 18.0 | 20.9 | 16.8 | 13.0 | 13.2 | 13.1 | 88 | 73 | 85 | NE 1 | SW 2 | SW 2 | 10 | 0 | 0 | — | — |
| 3 | 58.3 | 57.2 | 55.4 | 17.4 | 20.2 | 17.7 | 20.6 | 16.6 | 12.7 | **14.5** | 12.8 | 86 | 83 | 85 | N 2 | SW 2 | SW 1 | 9 | 0 | 0 | — | ☂ |
| 4 | 58.6 | 57.9 | 58.1 | 17.0 | 19.6 | 17.9 | 20.4 | 16.2 | 11.8 | 12.8 | 12.5 | 82 | 76 | 82 | N 2 | C 0 | SW 1 | 10 | 10 | 0 | — | $8^1$ 2 |
| 5 | 59.9 | 59.8 | 58.9 | 17.0 | 20.8 | 17.1 | 20.8 | 16.2 | 12.8 | 12.1 | 12.9 | 89 | 67 | 89 | C 0 | SW 1 | SW 2 | 10 | 3 | 0 | — | ☂; $8^1$ 1 |
| 6 | 59.9 | 59.6 | 60.4 | 18.0 | 20.4 | 17.8 | 20.4 | 16.2 | 13.2 | 13.1 | 12.7 | 86 | 74 | 84 | C 0 | W 1 | SW 1 | 5 | 2 | 0 | — | ☂; $8^1$ 1, 2 |
| 7 | 60.4 | 60.0 | 59.2 | 18.0 | 20.9 | 18.7 | 21.6 | 16.0 | 12.6 | 12.9 | 14.2 | 82 | 71 | 88 | E 1 | SW 1 | SW 1 | 0 | 0 | 0 | — | ☂; $8^1$ 1 |
| 8 | 60.7 | 60.9 | 59.3 | 17.0 | 20.0 | 17.6 | 20.8 | 16.2 | 11.8 | 13.5 | 12.6 | 82 | 78 | 84 | N 2 | SW 2 | SW 1 | 8 | 10 | 0 | — | ☂ |
| 9 | 60.8 | 58.9 | 57.5 | 17.0 | 20.2 | 17.6 | 20.4 | 16.3 | 12.1 | 13.2 | 13.4 | 84 | 75 | 90 | N 1 | SW 2 | C 0 | 10 | 5 | 0 | — | — |
| 10 | 57.5 | 56.1 | 56.2 | 17.0 | 20.0 | 17.2 | 20.0 | 16.1 | 12.8 | 12.6 | 12.8 | 89 | 72 | 88 | N 1 | SW 2 | SW 1 | 5 | 0 | 0 | — | ☂ |
| 11 | 58.7 | 59.1 | 58.9 | 17.6 | 20.2 | 17.8 | 20.2 | 16.4 | 12.0 | 12.5 | 11.6 | 80 | 71 | 76 | N 2 | SW 2 | SW 1 | 10 | 10 | 10 | — | — |
| 12 | 60.1 | 60.2 | 60.2 | 17.7 | 20.0 | 17.0 | 20.0 | 17.0 | 12.8 | **10.6** | 11.8 | 85 | **61** | 82 | C 0 | SW 1 | SW 2 | 10 | 10 | 0 | — | — |
| 13 | 60.5 | 59.9 | 59.7 | 17.0 | 20.1 | 17.4 | 20.1 | 15.6 | 11.5 | 12.2 | 12.0 | 80 | 70 | 81 | C 0 | SW 2 | SW 1 | 0 | 0 | 0 | — | ☂; $8^1$ 1 |
| 14 | 59.5 | 60.1 | 59.5 | 16.2 | 19.8 | 17.5 | 20.2 | 15.1 | 12.0 | 12.4 | 12.3 | 87 | 72 | 83 | C 0 | SW 1 | SW 1 | 10 | 4 | 0 | — | ☂ |
| 15 | 59.1 | 58.9 | 58.6 | 17.0 | 19.0 | 17.3 | 19.7 | 15.6 | 11.8 | 12.4 | 12.2 | 82 | 76 | 83 | C 0 | SW 1 | SW 1 | 10 | 10 | 0 | — | $8^1$ 1 |
| 16 | 58.0 | 57.1 | 57.1 | 17.0 | 20.2 | 17.6 | 20.2 | 15.4 | 11.5 | 12.0 | 12.6 | 80 | 68 | 84 | C 0 | SW 1 | SW 1 | 10 | 10 | 0 | — | — |
| 17 | 57.7 | 58.7 | 58.3 | 17.0 | 20.0 | 17.0 | 20.0 | 16.4 | 12.1 | 14.0 | 12.1 | 84 | 80 | 84 | C 0 | C 0 | SW 2 | 10 | 10 | 0 | — | — |
| 18 | 58.6 | 60.1 | 60.4 | 17.1 | 20.0 | 17.8 | 20.6 | 16.0 | 11.8 | 12.6 | 12.3 | 82 | 72 | 81 | C 0 | SW 1 | SW 1 | 10 | 5 | 0 | — | ☂; $8^1$ 1, 2 |
| 19 | 59.1 | 58.9 | 57.2 | 16.0 | 20.2 | 17.4 | 20.2 | **15.0** | 11.7 | 12.5 | 13.0 | 86 | 71 | 88 | C 0 | SW 1 | C 0 | 10 | 5 | 0 | — | ☂; $8^1$ 1 |
| 20 | 56.7 | 56.8 | 57.2 | 16.0 | 20.0 | 17.6 | 20.0 | 15.6 | 11.9 | 12.6 | 12.7 | 88 | 72 | 85 | NE 1 | W 1 | SW 1 | 10 | 4 | 0 | — | ☂ |
| 21 | 58.6 | 58.1 | 57.7 | 17.0 | 21.2 | 18.0 | 21.2 | 16.5 | 13.2 | 13.1 | 13.7 | 92 | 70 | 89 | C 0 | C 0 | SW 1 | 10 | 10 | 0 | — | ☂; $8^1$ 1 |
| 22 | 59.1 | 58.6 | 58.3 | 17.5 | 20.2 | 18.0 | 20.8 | 16.0 | 13.4 | 13.5 | 14.4 | 90 | 77 | **94** | C 0 | SW 1 | SW 2 | 5 | 0 | 0 | — | ☂ |
| 23 | 58.7 | 57.7 | 57.5 | 17.7 | 21.9 | 18.0 | **21.9** | 17.0 | 12.5 | 12.0 | 12.5 | 83 | 62 | 81 | E 1 | SW 1 | SW 1 | 10 | 0 | 0 | — | — |
| 24 | 57.5 | 57.1 | 57.3 | 17.9 | 21.4 | 18.5 | 21.4 | 17.2 | 12.4 | 11.7 | 12.9 | 81 | 62 | 81 | E 1 | SW 2 | SW 2 | 10 | 4 | 10 | — | ☂ |
| 25 | 57.1 | 55.9 | 55.6 | 18.0 | 20.0 | 18.0 | 20.2 | 17.2 | 12.0 | 11.4 | 12.8 | 78 | 66 | 83 | C 0 | SW 2 | SW 2 | 10 | 10 | 10 | — | — |
| 26 | 56.2 | 56.1 | 56.2 | 17.6 | 20.4 | 18.5 | 20.4 | 17.0 | 13.3 | 13.3 | 13.3 | 89 | 74 | 84 | C 0 | SW 1 | SW 2 | 10 | 6 | 0 | — | ☂ |
| 27 | 57.9 | 57.8 | 57.3 | 16.3 | 21.4 | 17.9 | 21.4 | 15.8 | 11.9 | 12.7 | 13.0 | 86 | 67 | 85 | E 1 | SW 1 | SW 2 | 10 | 3 | 0 | — | ☂ |
| 28 | 57.3 | 55.9 | 55.3 | 16.2 | 20.1 | 17.9 | 20.2 | 15.2 | 12.1 | 12.5 | 12.7 | 88 | 72 | 83 | C 0 | SW 2 | SW 1 | 5 | 0 | 0 | — | ☂ |
| 29 | 56.9 | 56.1 | **54.8** | 15.7 | 19.9 | 16.3 | 19.9 | **15.0** | 11.7 | 12.2 | 12.0 | 88 | 70 | 87 | N 2 | NW 1 | W 2 | 10 | 5 | 0 | — | ☂ |
| Pro. Mit. | 58.7 | 58.3 | 57.9 | 17.1 | 20.3 | 17.7 | 20.5 | 16.1 | 12.3 | 12.6 | 12.8 | 85 | 72 | 85 | 0.7 | 1.3 | 1.3 | 8.2 | 4.7 | 1.0 | — | |

**OVALLE** (H = 217 m) **FEBRERO 1912** φ = 30° 36′ S λ = 71° 12′ W $C_g$

| | | | | | | | | | | | | | | | | | | | | | | |
|---|---|---|---|---|---|---|---|---|---|---|---|---|---|---|---|---|---|---|---|---|---|---|
| 1 | **43.9** | 42.1 | 41.3 | 20.5 | 29.4 | 17.1 | 29.0 | 13.5 | 10.8 | 9.4 | 10.1 | 60 | 31 | 70 | C 0 | SW 7 | C 0 | 0 | 0 | 0 | — | |
| 2 | 41.5 | 40.1 | 40.0 | 15.8 | 26.8 | 17.6 | 30.5 | 13.0 | 11.8 | 10.7 | 9.0 | 88 | 41 | 60 | WSW 2 | SW 5 | C 0 | 8 | 0 | 0 | — | |
| 3 | 41.3 | 39.6 | 41.0 | 17.3 | 26.5 | 17.5 | 27.8 | 12.5 | 11.5 | 11.0 | 8.9 | 78 | 43 | 60 | SW 2 | SW 6 | SW 2 | 4 | 2 | 0 | — | |
| 4 | 41.0 | 41.3 | 41.0 | 17.0 | 26.5 | 17.2 | 28.0 | 14.0 | 10.4 | 10.1 | 10.7 | 72 | 39 | 73 | SW 6 | SW 7 | SW 3 | 5 | 0 | 0 | — | |
| 5 | 42.7 | 41.3 | 42.8 | 16.4 | 26.2 | 16.4 | 27.8 | 12.1 | 11.3 | 11.7 | 10.7 | 81 | 46 | 77 | SW 2 | SW 5 | C 0 | 8 | 2 | 0 | — | |
| 6 | 42.6 | 42.3 | 42.9 | 18.4 | 26.4 | 17.2 | 26.5 | 13.0 | 10.6 | 11.5 | 10.1 | 67 | 45 | 69 | S 2 | SW 6 | C 0 | 0 | 1 | 0 | — | |
| 7 | 43.3 | 42.7 | 42.4 | 21.8 | 30.9 | 18.2 | 27.5 | 13.5 | **8.2** | 8.3 | 10.4 | 42 | **24** | 66 | C 0 | SW 5 | C 0 | 0 | 0 | 0 | — | |
| 8 | 43.4 | 42.7 | 42.0 | 17.4 | 26.3 | 15.8 | **32.0** | 12.8 | 12.1 | 11.1 | 9.3 | 81 | 44 | 69 | SSW 3 | SW 6 | SW 1 | 6 | 6 | 3 | — | |
| 9 | **43.9** | 41.5 | 40.8 | 16.1 | 23.6 | 16.2 | 27.5 | 12.5 | 10.8 | 10.9 | 10.3 | 79 | 50 | 75 | SW 2 | SW 5 | C 0 | 9 | 3 | 0 | — | |
| 10 | 40.9 | **38.1** | 38.9 | 16.0 | 29.9 | 18.1 | 26.5 | 13.5 | 12.0 | 11.2 | 9.4 | 88 | 36 | 61 | S 1 | SW 6 | SW 1 | 2 | 1 | 0 | — | |
| 11 | 41.6 | 40.4 | 41.6 | 16.9 | 25.8 | 16.4 | 30.4 | 14.0 | 11.5 | 10.9 | 10.9 | 80 | 44 | 78 | C 0 | WSW 6 | SW 1 | 9 | 3 | 0 | — | |
| 12 | 42.8 | 42.5 | 42.7 | 17.9 | 24.9 | 15.8 | 26.5 | 14.0 | 11.5 | 10.6 | 9.3 | 75 | 45 | 69 | ENE 2 | SW 7 | C 0 | 3 | 1 | 0 | — | |
| 13 | 43.3 | 41.9 | 42.9 | 17.4 | 24.6 | 15.2 | 25.4 | 11.5 | 10.1 | 10.8 | 9.6 | 68 | 47 | 74 | SSE 1 | SW 5 | SW 2 | 3 | 3 | 0 | — | |
| 14 | 42.3 | 41.8 | 42.3 | 15.4 | 25.6 | 15.2 | 26.2 | 11.3 | 11.0 | 10.7 | 9.8 | 84 | 44 | 76 | C 0 | SW 5 | C 0 | 2 | 2 | 2 | — | |
| 15 | 42.4 | 40.9 | 41.6 | 15.4 | 25.4 | 15.6 | 25.8 | 12.0 | 10.4 | 11.0 | 10.9 | 79 | 45 | 82 | WSW 2 | SW 6 | C 0 | 6 | 1 | 2 | — | |
| 16 | 41.6 | 39.1 | 39.3 | 15.5 | 24.6 | 16.4 | 26.1 | 12.2 | 10.9 | 11.8 | 9.7 | 83 | 51 | 70 | C 0 | SSW 5 | SW 1 | 8 | 2 | 2 | — | |
| 17 | 40.9 | 40.9 | 41.5 | 15.8 | 23.9 | 14.7 | 25.0 | 13.0 | 11.3 | 11.3 | 10.5 | 84 | 51 | 84 | C 0 | SW 5 | C 0 | 9 | 2 | 1 | — | |
| 18 | 42.1 | 41.7 | 42.8 | 16.2 | 25.1 | 14.6 | 25.5 | 13.0 | 10.6 | 11.7 | 10.6 | 77 | 49 | 86 | SSE 2 | SW 5 | C 0 | 8 | 2 | 2 | — | ☂ an |
| 19 | 42.3 | 40.2 | 40.0 | 17.8 | 27.2 | 15.2 | 25.5 | 11.8 | 10.9 | 9.9 | 10.0 | 72 | 37 | 77 | NNE 3 | SW 5 | C 0 | 0 | 2 | 1 | — | |
| 20 | 39.0 | 38.2 | 39.4 | 18.6 | 27.3 | 16.8 | 27.8 | 11.1 | 8.9 | 10.4 | 10.8 | 56 | 39 | 76 | NNE 2 | SW 4 | SW 2 | 1 | 0 | 0 | — | |
| 21 | 41.4 | 40.4 | 40.7 | 16.7 | 24.4 | 16.7 | 28.1 | 14.0 | 10.8 | **12.3** | 10.8 | 76 | 54 | 76 | C 0 | SSW 4 | SW 2 | 10 | 2 | 0 | — | |
| 22 | 42.4 | 40.3 | 41.2 | 18.8 | 27.5 | 16.7 | 25.0 | 14.2 | 10.8 | 10.9 | 11.2 | 67 | 40 | 79 | C 0 | SW 5 | C 0 | 7 | 2 | 0 | — | |
| 23 | 41.6 | 39.5 | 40.3 | 17.0 | 27.8 | 18.4 | 27.0 | 14.5 | 12.1 | 10.6 | 10.8 | 84 | 38 | 68 | W 1 | SW 5 | C 0 | 3 | 2 | 1 | — | |
| 24 | 40.7 | 38.8 | 39.8 | 16.8 | 26.8 | 15.8 | 28.0 | 14.8 | 11.3 | 11.9 | 10.8 | 79 | 45 | 81 | C 0 | SW 5 | C 0 | 8 | 2 | 0 | — | |
| 25 | 40.2 | 38.6 | 38.9 | 17.7 | 25.1 | 16.4 | 26.9 | 14.5 | 11.1 | 11.5 | 11.5 | 74 | 49 | 83 | C 0 | SSW 4 | C 0 | 7 | 1 | 10 | — | |
| 26 | 39.3 | 38.9 | 39.3 | 17.3 | 23.1 | 15.5 | 25.9 | 15.6 | 11.3 | 11.8 | 11.2 | 77 | 56 | 85 | C 0 | SSW 4 | C 0 | 10 | 0 | 0 | — | |
| 27 | 41.4 | 40.9 | 41.1 | 16.4 | 24.4 | 16.3 | 24.2 | 12.0 | 11.5 | 11.3 | 11.4 | 83 | 50 | 83 | C 0 | SSW 4 | C 0 | 9 | 0 | 0 | — | |
| 28 | 40.1 | 38.6 | 38.6 | 16.1 | 25.3 | 14.6 | 25.5 | 11.5 | 11.3 | 11.3 | 9.3 | 83 | 47 | 75 | C 0 | SSW 7 | C 0 | 2 | 0 | 0 | — | ☂ an |
| 29 | 39.2 | 38.6 | 38.8 | 15.7 | 25.4 | 15.2 | 26.0 | **11.0** | 10.7 | 11.0 | 12.1 | 80 | 45 | **94** | SSW 2 | WSW 5 | C 0 | 3 | 3 | 0 | — | |
| Pro. Mit. | 41.7 | 40.5 | 40.9 | 17.1 | 26.1 | 16.3 | 27.0 | 13.0 | 10.9 | 11.0 | 10.3 | 76 | 44 | 75 | 1.2 | 5.3 | 0.5 | 5.2 | 1.6 | 0.8 | — | |

Barómetro reducido a 0°C y a gravedad normal

Barometer reduciert auf 0°C und

**IMBO** (H = 25 m) **FEBRERO 1912** φ = 29° 56′ S λ = 71° 21′ W $h_a$ = 2 m

| p. a la mp. mp. reien. C° Min. | Velocidad del viento Windgeschwindigkeit m/minuto 7a | 2p | 9p | km 9p-7a | 7a-2p | 2p-9p | 7a-7a | k/1h | Nubes (clase y dirección) Wolken (Art und Richtung) 7a | 2p | 9p | Agua caída Niederschlag mm 7a | 2p | 9p | Evaporación Verdunstung mm 7a | 2p | 9p | 7a-7a |
|---|---|---|---|---|---|---|---|---|---|---|---|---|---|---|---|---|---|---|
| | 68 | 234 | 271 | 41.0 | 98.0 | 114.0 | 199.0 | 8.3 | | | | — | — | — | | | | |
| | 135 | 188 | 181 | 81.0 | 79.0 | 76.0 | 293.0 | 12.2 | ni | | | — | — | — | | | | |
| | 238 | 183 | 83 | 143.0 | 77.0 | 34.0 | **298.0** | **12.4** | ni | | | — | — | — | | | | |
| | 223 | 0 | 117 | 134.0 | 0.0 | 49.0 | 245.0 | 10.2 | ni | a-str | | — | — | — | | | | |
| | 0 | 100 | 169 | 0.0 | 42.0 | 71.0 | 49.0 | 2.0 | ni | a-cu | | — | — | — | | | | |
| | 0 | 109 | 150 | 0.0 | 46.0 | 63.0 | 113.0 | 4.7 | cu, str | cu | | — | — | — | | | | |
| | 33 | 83 | 124 | 20.0 | 35.0 | 52.0 | 129.0 | 5.4 | | | | — | — | — | | | | |
| | **283** | 171 | 100 | 170.0 | 72.0 | 42.0 | 257.0 | 10.7 | cu, str | ci-str | | — | — | — | | | | |
| | 108 | 198 | 0 | 65.0 | 84.0 | 0.0 | 179.0 | 7.5 | ni | fr-cu | | — | — | — | | | | |
| | 67 | 178 | 150 | 40.0 | 75.0 | 63.0 | 124.0 | 5.2 | cu, ni | | | — | — | — | | | | |
| | 212 | 166 | 150 | 127.0 | 70.0 | 63.0 | 265.0 | 11.0 | ni | ni | ni | — | — | — | | | | |
| | 0 | 71 | 250 | 0.0 | 30.0 | 105.0 | 133.0 | 5.5 | ni | a-str | | — | — | — | | | | |
| | 0 | 126 | 114 | 0.0 | 91.0 | 47.0 | 135.0 | 5.6 | | | | — | — | — | | | | |
| | 0 | 64 | 150 | 0.0 | 27.0 | 63.0 | 138.0 | 5.8 | ni | str | | — | — | — | | | | |
| | 0 | 83 | 40 | 0.0 | 35.0 | 17.0 | 90.0 | 3.8 | ni | ni | | — | — | — | | | | |
| | 0 | 107 | 100 | 0.0 | 45.0 | 42.0 | 52.0 | 2.2 | ni | ni | | — | — | — | | | | |
| | 0 | 0 | 193 | 0.0 | 0.0 | 81.0 | 87.0 | 3.6 | ni | ni | | — | — | — | | | | |
| | 0 | 48 | 117 | 0.0 | 20.0 | 47.0 | 81.0 | 3.4 | ni | cu | | — | — | — | | | | |
| | 0 | 100 | 0 | 0.0 | 100.0 | 0.0 | 69.0 | 2.9 | ni | fr-cu | | — | — | — | | | | |
| | 56 | 124 | 66 | 34.0 | 52.0 | 28.0 | 134.0 | 5.6 | ni | cu | | — | — | — | | | | |
| | 0 | 0 | 59 | 0.0 | 0.0 | 25.0 | 80.0 | 3.3 | ni | cu, str | | — | — | — | | | | |
| | 0 | 143 | 267 | 0.0 | 60.0 | 112.0 | **25.0** | **1.0** | fr-cu | | | — | — | — | | | | |
| | 52 | 133 | 100 | 31.0 | 56.0 | 42.0 | 203.0 | 8.5 | a-str | | | — | — | — | | | | |
| | 137 | 183 | 198 | 82.0 | 77.0 | 84.0 | 180.0 | 7.5 | a-str | str | ni | — | — | — | | | | |
| | 0 | 167 | 259 | 0.0 | 70.0 | 109.0 | 161.0 | 6.7 | a-str | a-str | ni | — | — | — | | | | |
| | 0 | 100 | 250 | 0.0 | 42.0 | 105.0 | 179.0 | 7.5 | ni | fr-cu | | — | — | — | | | | |
| | 35 | 83 | 257 | 21.0 | 35.0 | 108.0 | 168.0 | 7.0 | ni | ci-cu | | — | — | — | | | | |
| | 0 | 186 | 148 | 0.0 | 78.0 | 62.0 | 143.0 | 6.0 | cu-ni | | | — | — | — | | | | |
| | 236 | 150 | 230 | 142.0 | 63.0 | 97.0 | 282.0 | 11.7 | ni | a-cu | | — | — | — | | | | |
| | 65 | 120 | 148 | 39.0 | 53.7 | 62.2 | 154.9 | 6.4 | | | | — | — | — | | | | |

**ILE** (H = 217 m) **FEBRERO 1912** φ = 30° 36′ S λ = 71° 12′ W $h_a$ = ?

| | | | | | | | | | | | | | | | | | | |
|---|---|---|---|---|---|---|---|---|---|---|---|---|---|---|---|---|---|---|
| | 0 | 202 | 25 | | 40.0 | 39.0 | | | | | | — | — | — | | | | |
| | 50 | 150 | 27 | 4.0 | 50.0 | 41.0 | 83.0 | 3.0 | str W | | | — | — | — | | | | |
| | 50 | 180 | 50 | 6.0 | 52.0 | 42.0 | 97.0 | 4.0 | str W | ci-str | | — | — | — | | | | |
| | 145 | 200 | 80 | 24.0 | 36.0 | 30.0 | **118.0** | **4.9** | str W | | | — | — | — | | | | |
| | 50 | 125 | 0 | 4.0 | 34.0 | 0.0 | 70.0 | 2.9 | str W | fr-cu | | — | — | — | | | | |
| | 55 | 180 | 0 | 1.0 | 44.0 | 30.0 | **35.0** | **1.5** | | fr-cu | | — | — | — | | | | |
| | 30 | 145 | 0 | 15.0 | 45.0 | 49.0 | 89.0 | 3.7 | | | | — | — | — | | | | |
| | 90 | 170 | 40 | 7.0 | 51.0 | 40.0 | 101.0 | 4.2 | ci-str | ci-str | ci-str | — | — | — | | | | |
| | 50 | 125 | 25 | 7.0 | 34.0 | 37.0 | 98.0 | 4.1 | ci-cu | ci-cu | | — | — | — | | | | |
| | 40 | 175 | 27 | 3.0 | 42.0 | 40.0 | 74.0 | 3.1 | ci-cu | fr-cu | | — | — | — | | | | |
| | 0 | 180 | 50 | 4.0 | 43.0 | 49.0 | 86.0 | 3.6 | str W | ci | | — | — | — | | | | |
| | 50 | **225** | 20 | 3.0 | 48.0 | 44.0 | 95.0 | 4.0 | ci-cu | fr-cu | | — | — | — | | | | |
| | 35 | 130 | 55 | 4.0 | 30.0 | 54.0 | 96.0 | 4.0 | a-cu | a-cu | | — | — | — | | | | |
| | 20 | 165 | 0 | 2.0 | 50.0 | 48.0 | 86.0 | 3.6 | ci | fr-cu | fr-cu | — | — | — | | | | |
| | 95 | 192 | 0 | 3.0 | 45.0 | 42.0 | 101.0 | 4.2 | str W | cu | cu | — | — | — | | | | |
| | 26 | 165 | 36 | 3.0 | 42.0 | 41.0 | 90.0 | 3.8 | str W | ci | ci | — | — | — | | | | |
| | 20 | 175 | 0 | 5.0 | 49.0 | 44.0 | 88.0 | 3.7 | str W | fr-cu | ci | — | — | — | | | | |
| | 92 | 172 | 0 | 12.0 | 37.0 | 43.0 | 105.0 | 4.4 | str W | fr-cu | fr-cu | — | — | — | | | | |
| | 104 | 172 | 27 | 2.0 | 47.0 | 38.0 | 82.0 | 3.4 | | fr-cu | fr-cu | — | — | — | | | | |
| | 75 | 140 | 63 | 4.0 | 45.0 | 43.0 | 89.0 | 3.7 | str W | | | — | — | — | | | | |
| | 0 | 112 | 62 | 15.0 | 35.0 | 37.0 | 103.0 | 4.3 | str W | fr-cu | | — | — | — | | | | |
| | 15 | 153 | 0 | 4.0 | 31.0 | 54.0 | 76.0 | 3.2 | str W | fr-cu | | — | — | — | | | | |
| | 40 | 143 | 17 | 3.0 | 47.0 | 18.0 | 88.0 | 3.7 | ci-cu | fr-cu E | fr-cu E | — | — | — | | | | |
| | 0 | 153 | 0 | 4.0 | 23.0 | 45.0 | 69.0 | 2.9 | str W | cu | | — | — | — | | | | |
| | 0 | 105 | 29 | 3.0 | 42.0 | 46.0 | 71.0 | 3.0 | str-cu W | cu SW | str W | — | — | — | | | | |
| | 19 | 132 | 0 | 11.0 | 31.0 | 43.0 | 99.0 | 4.1 | str-cu NW | | | — | — | — | | | | |
| | 25 | 163 | 0 | 0.0 | 40.0 | 48.0 | 74.0 | 3.1 | str W | | | — | — | — | | | | |
| | 26 | 217 | 28 | 0.0 | 39.0 | 0.0 | 88.0 | 3.7 | str S | | | — | — | — | | | | |
| | 60 | 160 | 26 | 3.0 | 48.0 | 43.0 | 42.0 | 1.8 | str W, ci N | ci-cu | | — | — | — | | | | |
| | 44 | 162 | 24 | 5.2 | 41.4 | 38.9 | 82.5 | 3.4 | | | | — | — | — | | | | |

Observaciones se efectuaron según hora oficial de Chile (75° de long.)

Alle Beobachtungen nach chilenischer Einheitszeit (75° Länge).

**LOS ANDES** (H = 820 m) **FEBRERO 1912** φ = 32° 50′ S λ = 70° 36′ W $C_g$

| Dia / Tag | Barómetro Barometer 600/700 mm + 7a | 2p | 9p | Temperatura del aire Lufttemperatur C° 7a | 2p | 9p | Max. | Min. | Humedad absoluta Absolute Feuchtigkeit mm 7a | 2p | 9p | Humedad relativa Relative Feuchtigkeit % 7a | 2p | 9p | Dirección y fuerza del viento Richtung und Stärke des Windes 0—12 B. 7a | 2p | 9p | Nebulosidad Bewölkung 0—10 7a | 2p | 9p | Agua caída Niederschlag mm 7a-7a | Notas Bemerkunge |
|---|---|---|---|---|---|---|---|---|---|---|---|---|---|---|---|---|---|---|---|---|---|---|
| 1 | 92.9 | 90.7 | 90.8 | 18.0 | 31.8 | 21.8 | 32.2 | 12.0 | 10.0 | 8.4 | 8.7 | 65 | 23 | 46 | C 0 | SW 2 | E 1 | 0 | 0 | 0 | — | ▷² an |
| 2 | 90.8 | 89.6 | 90.6 | 19.8 | 31.2 | 20.2 | 31.8 | 13.5 | 9.1 | 7.4 | 8.2 | 54 | 22 | 47 | C 0 | SW 4 | C 0 | 0 | 1 | 0 | — | ▷² an |
| 3 | 90.8 | 89.6 | 88.7 | 20.0 | 32.2 | 22.8 | 32.8 | 13.2 | 10.2 | 8.7 | 7.7 | 53 | 21 | 38 | SE 1 | SW 5 | NE 4 | 0 | 0 | 0 | — | ▷² an |
| 4 | 88.8 | 88.6 | 89.1 | 22.0 | 32.6 | 20.0 | **33.0** | 14.5 | 6.8 | 6.6 | 8.7 | 34 | 18 | 49 | C 0 | SW 6 | E 2 | 0 | 1 | 0 | — | |
| 5 | 90.4 | 90.2 | 90.8 | 16.0 | 26.4 | 18.0 | 27.4 | 12.0 | 9.8 | 7.7 | 8.7 | 73 | 30 | 57 | C 0 | WNW 2 | N 3 | 10 | 10 | 10 | — | ▷² an |
| 6 | 90.2 | 89.9 | 91.6 | 17.6 | 30.0 | 19.8 | 30.5 | 12.5 | 9.4 | 8.7 | 8.1 | 63 | 28 | 45 | S 1 | W 3 | N 3 | 0 | 7 | 10 | 0.0 | ● gt 0a53 |
| 7 | **93.1** | 91.9 | 92.0 | 16.4 | 30.6 | 20.8 | 31.2 | 11.4 | 9.0 | 5.2 | 6.7 | 66 | 16 | 37 | SE 1 | NW 1 | NE 3 | 0 | 1 | 0 | — | ▷² an |
| 8 | 91.9 | 91.6 | 91.6 | 16.2 | 29.0 | 19.6 | 30.4 | 11.2 | 8.6 | 8.6 | 7.4 | 63 | 29 | 44 | C 0 | C 0 | C 0 | 10 | 10 | 10 | — | ▷² an |
| 9 | 91.1 | 90.7 | 90.4 | 17.0 | 27.8 | 21.0 | 28.4 | 11.8 | 7.7 | 8.3 | 7.8 | 54 | 30 | 43 | C 0 | NNE 5 | C 0 | 10 | 10 | 10 | — | ▷² an |
| 10 | 90.1 | 88.7 | 87.8 | 18.0 | 30.6 | 22.6 | 31.4 | 13.5 | 9.1 | 8.5 | 8.0 | 60 | 26 | 40 | C 0 | NW 4 | NE 2 | 10 | 9 | 0 | — | ▷² an |
| 11 | 89.8 | 89.5 | 89.0 | 19.4 | 30.0 | 20.8 | 31.5 | 13.8 | 9.5 | 11.5 | 7.9 | 57 | 36 | 36 | C 0 | NW 4 | NE 2 | 0 | 9 | 0 | — | ▷² an |
| 12 | 90.9 | 90.7 | 91.1 | 15.2 | 26.4 | 18.0 | 27.8 | 13.0 | 9.8 | 10.2 | 9.7 | 74 | 41 | 64 | NW 1 | N 3 | S 1 | 10 | 9 | 0 | — | |
| 13 | 92.1 | 90.7 | 91.6 | 13.6 | 27.6 | 18.4 | 28.4 | 11.3 | 9.6 | 8.8 | 8.1 | 83 | 33 | 52 | SSW 2 | SW 6 | NE 2 | 10 | 1 | 0 | — | |
| 14 | 91.1 | 90.7 | 91.0 | 17.0 | 29.2 | 19.0 | 29.5 | 11.0 | 9.2 | 7.9 | 8.5 | 65 | 26 | 52 | C 0 | SW 2 | C 0 | 0 | 2 | 0 | — | ▷² an |
| 15 | 90.7 | 89.8 | 89.6 | 18.0 | 29.6 | 19.8 | 30.0 | 10.7 | 8.6 | 7.9 | 8.5 | 57 | 26 | 50 | SW 1 | SW 6 | C 0 | 0 | 1 | 0 | — | ▷² an |
| 16 | 90.1 | 87.8 | 87.8 | 18.4 | 31.0 | 20.0 | 31.5 | 12.0 | 8.5 | 10.2 | 10.0 | 54 | 31 | 57 | C 0 | SW 3 | N 2 | 0 | 1 | 0 | — | ▷² an |
| 17 | 89.3 | 88.7 | 89.5 | 16.4 | 30.6 | 19.6 | 31.0 | 12.2 | 10.1 | 9.5 | 7.6 | 73 | 29 | 45 | C 0 | SW 4 | N 1 | 0 | 2 | 0 | — | ▷² an |
| 18 | 90.1 | 90.8 | 92.7 | 17.6 | 29.2 | 18.0 | 29.8 | 11.6 | 9.2 | 8.2 | 7.7 | 62 | 27 | 51 | C 0 | SW 6 | N 2 | 0 | 5 | 0 | — | ▷² an |
| 19 | **93.1** | 89.0 | 90.2 | 15.6 | 28.6 | 19.0 | 29.5 | **10.6** | 8.3 | 7.3 | 6.7 | 62 | 26 | 41 | C 0 | SW 4 | C 0 | 0 | 2 | 0 | — | ▷² an |
| 20 | 89.7 | 86.8 | 87.5 | 17.8 | 31.6 | 22.0 | 32.5 | 11.0 | 7.3 | **5.1** | **5.1** | 49 | **15** | 26 | C 0 | C 0 | C 0 | 1 | 0 | 0 | — | ▷² an |
| 21 | 88.9 | 88.3 | 89.4 | 18.2 | 30.0 | 20.0 | 30.6 | 12.0 | 6.2 | 8.9 | 9.5 | 40 | 28 | 55 | C 0 | C 0 | C 0 | 0 | 0 | 0 | — | ▷² an |
| 22 | 90.1 | 88.8 | 89.4 | 15.4 | 28.8 | 20.2 | 29.5 | 11.7 | 10.1 | 10.4 | 9.1 | 78 | 35 | 51 | C 0 | C 0 | C 0 | 0 | 1 | 0 | — | ▷² an |
| 23 | 89.9 | 88.7 | 88.8 | 16.8 | 30.0 | 21.2 | 30.8 | 12.6 | 11.1 | 9.7 | 9.6 | 78 | 34 | 52 | C 0 | C 0 | NE 1 | 1 | 1 | 0 | — | ▷² an |
| 24 | 88.9 | 87.7 | 87.5 | 17.2 | 30.2 | 20.0 | 30.5 | 13.5 | 11.2 | 11.6 | 10.8 | 77 | 37 | 62 | NW 1 | N 4 | E 1 | 1 | 1 | 0 | — | ▷² an |
| 25 | 88.9 | **86.7** | 86.8 | 15.0 | 30.4 | 21.0 | 31.0 | 10.8 | 10.3 | 9.6 | 8.9 | 82 | 30 | 48 | C 0 | SW 4 | C 0 | 0 | 1 | 0 | — | ▷² an; □² cubren |
| 26 | 87.9 | 86.8 | 88.4 | 13.0 | 28.6 | 18.0 | 29.0 | 11.5 | 10.8 | **12.4** | 11.2 | **98** | 44 | 71 | E 2 | W 4 | E 1 | 10 | 1 | 0 | — | ≡₂ an [cielo 1 y 2 |
| 27 | 89.1 | 89.0 | 90.8 | 15.0 | 27.0 | 16.8 | 27.5 | 10.8 | 10.3 | 10.0 | 10.5 | 81 | 37 | 73 | C 0 | SW 6 | E 1 | 0 | 1 | 0 | — | ▷² an |
| 28 | 89.8 | 88.7 | 88.8 | 14.8 | 27.6 | 18.4 | 28.0 | 11.4 | 10.2 | 8.7 | 6.1 | 82 | 32 | 37 | SSE 1 | SW 4 | E 2 | 0 | 0 | 0 | — | ▷² an |
| 29 | 88.2 | 87.6 | 87.8 | 15.2 | 31.4 | 21.2 | 32.0 | 10.8 | 8.3 | 6.9 | 6.7 | 64 | 20 | 36 | SE 1 | N 2 | N 3 | 0 | 0 | 0 | — | ▷² an |
| **Pro. Mit.** | 90.3 | 89.3 | 89.7 | 16.9 | 29.7 | 19.9 | 30.3 | 12.0 | 9.3 | 8.7 | 8.4 | 66 | 29 | 48 | 0.4 | 3.2 | 1.3 | 2.5 | 3.0 | 1.4 | 0.0 | |

**VALPARAISO** (H = 40 m) **FEBRERO 1912** φ = 33° 01′ S λ = 71° 38′ W $C_g$

| | | | | | | | | | | | | | | | | | | | | | | |
|---|---|---|---|---|---|---|---|---|---|---|---|---|---|---|---|---|---|---|---|---|---|---|
| 1 | 63.2 | 61.5 | 60.5 | 15.1 | 22.6 | 19.5 | 26.7 | 13.3 | 10.2 | 10.3 | 8.8 | 80 | 50 | 52 | WSW 1 | SW 3 | SE 1 | 0 | 0 | 0 | — | ⌀⌀¹ S, ∞¹ E 1, ⌀⌀¹ S, |
| 2 | 60.4 | 59.9 | 61.0 | 15.4 | 25.4 | 17.4 | 26.2 | 14.0 | 10.8 | 10.5 | 8.0 | 83 | 44 | 54 | SW 1 | SW 6 | SW 1 | 1⁰ | 0 | 0 | — | ≡¹ 7a-10a; ⌀⌀¹ S, ∞¹ |
| 3 | 60.1 | 58.6 | 57.4 | 14.6 | 26.2 | 19.7 | 28.0 | 13.3 | 9.7 | 7.2 | 8.0 | 78 | **29** | 47 | NE 1 | SSW 2 | SE 1 | 0 | 0 | 0 | — | ⌀⌀¹ S, ∞² E 1, ⌀⌀¹ E, |
| 4 | 57.9 | 61.0 | 60.4 | 15.0 | 20.2 | 15.9 | 21.5 | 13.6 | 10.5 | 10.5 | 11.0 | 83 | 59 | 82 | ENE 1 | NE 1 | E 1 | 0 | 0 | 0 | — | ≡¹ 8a40-10a30; ∞² h |
| 5 | 60.1 | 61.3 | 61.3 | 14.6 | 18.4 | 18.0 | 22.1 | 12.6 | 10.2 | 11.9 | 10.9 | 83 | 76 | 71 | NE 1 | WSW 3 | SE 1 | 2⁰ | 5⁰ | 2⁰ | — | ≡¹ 1p30-3p20; ⌀⌀¹ N, |
| 6 | 59.9 | 62.1 | 63.0 | 15.0 | 19.2 | 16.0 | 20.4 | 14.2 | 10.9 | 9.6 | 9.4 | 86 | 58 | 69 | C 0 | WSW 4 | W 1 | 1⁰ | 2⁰ | 3 | — | ⌀⌀¹ S-N, ∞¹ E 1, ⌀⌀⁰ |
| 7 | **64.0** | 62.2 | 62.1 | 16.0 | 26.2 | 18.5 | **29.3** | 13.7 | 10.1 | 10.3 | 8.1 | 75 | 41 | 51 | SW 1 | SW 3 | SW 1 | 1⁰ | 0 | 0 | — | ⌀⌀¹ S 1, ⌀⌀⁰ E, ∞⁰ N |
| 8 | 61.3 | 62.3 | 62.1 | 14.2 | 23.6 | 17.5 | 24.8 | 13.5 | 10.4 | 7.2 | 8.9 | 87 | 33 | 60 | E 1 | SW 2 | C 0 | 10¹ | 10⁰ | 5⁰ | — | ⌀⌀¹ E, ∞¹ N 1, ∞¹ E |
| 9 | 61.5 | 61.8 | 60.2 | 15.0 | 21.0 | 18.4 | 22.5 | 13.4 | 10.2 | 10.8 | 9.5 | 81 | 58 | 60 | E 1 | SSW 3 | N 1 | 9⁰ | 10⁰ | 5 | — | ≡¹ 9a35-1p25; ⌀⌀¹ SW |
| 10 | 58.6 | 58.5 | 57.9 | 15.0 | 21.0 | 16.4 | 24.0 | 14.5 | 10.8 | 9.3 | 9.9 | 85 | 51 | 71 | N 1 | WSW 1 | N 1 | 9⁰ | 7⁰ | 1 | — | ⌀⌀¹ S, ∞¹ hor 1, ⌀⌀² S, |
| 11 | 59.9 | 61.1 | 60.2 | 14.4 | 19.8 | 16.0 | 20.7 | 13.7 | 10.8 | 10.9 | 11.5 | 90 | 63 | 85 | NE 1 | N 1 | E 1 | 10¹ | 8⁰ | 8 | — | ∞¹ hor 1, ∞¹ hor 2 |
| 12 | 61.3 | 62.9 | 62.3 | 15.9 | 19.6 | 16.8 | 21.2 | 15.2 | 11.3 | 11.3 | 10.2 | 84 | 67 | 72 | NE 1 | NW 2 | SSE 1 | 10¹ | 10⁰ | 0 | — | ⌀⌀¹ S, ∞¹ NE 1, ⌀⌀⁰ |
| 13 | 62.1 | 62.3 | 62.9 | 15.3 | 20.6 | 16.8 | 22.0 | 15.0 | 8.8 | 9.3 | 10.5 | 68 | 51 | 74 | WSW 2 | WSW 3 | SW 2 | 9⁰ | 0 | 0 | — | ⌀⌀¹ E, ∞¹ N 1, ⌀⌀⁰ S |
| 14 | 61.1 | 60.6 | 62.1 | 14.2 | 22.0 | 17.1 | 23.7 | 12.8 | 10.4 | 7.6 | 8.7 | 87 | 39 | 60 | NE 1 | SW 7 | N 1 | 0 | 0 | 0 | — | ⌀⌀¹ S, ∞¹ hor 1, ⌀⌀¹ E, |
| 15 | 60.2 | 60.7 | 60.4 | 13.6 | 17.6 | 16.5 | 23.4 | 12.4 | 10.0 | 10.8 | 10.8 | 87 | 72 | 77 | E 1 | SE 1 | S 1 | 0 | 1⁰ | 0 | — | ≡¹ 10a40-1p40, ≡¹ 1p |
| 16 | 59.7 | 59.1 | 58.2 | 14.2 | 18.9 | 15.4 | 19.7 | 13.5 | 10.9 | 10.9 | 10.5 | **92** | 67 | 81 | E 1 | W 2 | C 0 | 10¹ | 2⁰ | 0 | — | ⌀⌀² S, ∞² hor 1, ⌀⌀¹ S |
| 17 | 59.3 | 60.5 | 60.6 | 14.8 | 18.4 | 14.9 | 19.5 | 13.7 | 10.7 | 9.8 | 10.5 | 86 | 62 | 84 | NE 1 | WSW 3 | SW 1 | 10¹ | 2⁰ | 0 | — | ⌀⌀² S, ∞¹ hor 1, ⌀⌀⁰ |
| 18 | 60.6 | 61.4 | 63.0 | 14.4 | 20.0 | 15.4 | 21.5 | 12.7 | 10.2 | 9.1 | 8.1 | 84 | 53 | 62 | C 0 | WSW 2 | SW 1 | 10¹ | 1⁰ | 0 | — | ⌀⌀¹ S, ∞¹ hor 1, ∞² |
| 19 | 61.6 | 60.0 | 60.1 | 13.9 | 23.2 | 18.0 | 24.8 | **12.0** | 9.3 | 6.6 | **6.2** | 79 | 31 | 40 | E 1 | SW 4 | SW 1 | 0 | 1⁰ | 0 | — | ⌀⌀¹ S, ∞² NE 1, ⌀⌀¹ |
| 20 | 57.6 | **56.3** | 57.5 | 13.6 | 22.8 | 15.6 | 26.3 | 12.2 | **6.2** | 7.9 | 9.8 | 80 | 39 | 75 | N 1 | E 1 | E 2 | 0 | 0 | 0 | — | ∞⁰ hor 1, ⌀⌀⁰ S 2 |
| 21 | 59.5 | 61.0 | 59.7 | 15.4 | 21.2 | 17.2 | 22.8 | 14.3 | 10.8 | 12.0 | 10.2 | 83 | 65 | 70 | ENE 2 | NW 1 | SW 1 | 9⁰ | 0 | 0 | — | ⌀⌀⁰ S, ∞¹ hor 1, ⌀⌀⁰ |
| 22 | 60.8 | 61.5 | 60.0 | 15.8 | 20.8 | 17.0 | 21.5 | 13.9 | 11.4 | 11.9 | 11.1 | 85 | 66 | 77 | C 0 | W 2 | S 1 | 10¹ | 1 | 0 | — | ⌀⌀¹ hor 1, ⌀⌀⁰ S, ∞¹ |
| 23 | 60.0 | 60.4 | 59.2 | 15.2 | 20.2 | 17.6 | 21.8 | 14.2 | 11.5 | 11.9 | 12.0 | 89 | 67 | 80 | E 1 | NW 1 | SW 1 | 10¹ | 9⁰ | 10 | **0.1** | ≡ 6a10-9a, ≡⁰ 9a-0p1 |
| 24 | 59.0 | 59.5 | 58.8 | 16.3 | 20.0 | 17.7 | 21.7 | 16.2 | 12.2 | 12.1 | 12.1 | 88 | 70 | 80 | E 1 | W 2 | S 1 | 10¹ | 8⁰ | 10 | — | ⫼⁰ 8a13-9a15; ⌀⌀¹ S, c |
| 25 | 58.7 | 58.6 | 56.9 | 16.6 | 18.6 | 15.0 | 21.0 | 14.9 | **12.3** | 11.3 | 10.9 | 87 | 71 | 86 | SW 1 | WSW 2 | SW 2 | 10¹ | 10⁰ | 0 | 0.0 | ⌀⌀¹ S, ∞¹ NE 1, ∞¹ |
| 26 | 58.0 | 58.6 | 59.0 | 16.0 | 21.6 | 17.0 | 22.3 | 14.5 | 11.8 | 10.7 | 10.4 | 87 | 56 | 72 | N 1 | SW 3 | N 1 | 7⁰ | 1⁰ | 0 | — | ⌀⌀¹ S, ∞¹ E 1, ⌀⌀¹ E |
| 27 | 59.3 | 61.7 | 62.3 | 15.8 | 20.2 | 16.8 | 22.3 | 13.3 | 11.1 | 11.6 | 10.2 | 83 | 66 | 72 | NE 1 | WSW 5 | SW 1 | 9¹ | 1⁰ | 1⁰ | — | ⌀⌀¹ S-N, ∞⁰ E 1, ⌀⌀¹ |
| 28 | 60.2 | 58.8 | 58.4 | 14.8 | 22.2 | 19.0 | 23.3 | 13.9 | 10.6 | 9.4 | 8.9 | 85 | 48 | 54 | N 1 | SW 5 | S 1 | 1⁰ | 0 | 0 | — | ∞¹ E 1, ∞⁰ SW, (polv |
| 29 | 56.9 | 57.4 | 57.4 | 13.6 | 24.0 | 16.2 | 25.2 | 12.7 | 10.3 | 10.1 | 10.0 | 89 | 46 | 73 | E 1 | SSE 1 | E 1 | 1⁰ | 0 | 0 | — | ⌀⌀¹ SE, ∞⁰ W 1, ⌀⌀¹ S- |
| **Pro. Mit.** | 60.1 | 60.4 | 60.2 | 15.0 | 21.2 | 17.0 | 23.1 | 13.7 | 10.5 | 10.1 | 9.8 | 84 | 55 | 69 | 1.0 | 2.6 | 1.0 | 5.5 | 3.1 | 1.6 | 0.1 | |

Barometro reducido a 0°C y a gravedad normal.

Barometer reduciert auf 0°C und N

(1 ∞⁰ hor 2, 2 SE 2, 3 ⌀⌀¹ E 2, 4 S, ∞¹ hor 1, ⌀⌀¹ S, ∞¹ NW 2 (5) S, ∞¹ NE 2.

**ANDES** (H= 820 m) **FEBRERO 1912** φ = 32° 50′ S λ = 70° 36′ W $h_a$ = 6.5 m

| p. a la mp. mp. eien. Min. | Velocidad del viento m/minuto 7a | 2p | 9p | km 7p-7a | 7a-2p | 2p-9p | 7a-7a | k/1h | Nubes (clase y dirección) 7a | 2p | 9p | Agua caída mm 7a | 2p | 9p | Evaporación mm 7a | 2p | 9p | 7a-7a |
|---|---|---|---|---|---|---|---|---|---|---|---|---|---|---|---|---|---|---|
| | 0 | 75 | 45 | 18.3 | 13.3 | 18.7 | 52.5 | 2.2 | | | | — | — | — | | | | |
| | 0 | 150 | 0 | 11.9 | 22.8 | 29.3 | 43.9 | 1.8 | | cu-ma | | — | — | — | | | | |
| | 5 | 200 | 150 | 14.9 | 30.5 | 40.8 | 67.0 | 2.8 | | | | — | — | — | | | | |
| | 0 | **275** | 65 | 25.8 | 30.3 | 37.6 | 97.1 | 4.0 | | cu ESE | | 0.0 | — | — | | | | |
| | 0 | 35 | 100 | 22.9 | 14.7 | 12.5 | 90.8 | 3.8 | str-cu SW | str-cu, a-cu SW | str-cu, a-cu SW | — | — | — | | | | |
| | 25 | 75 | 100 | 23.0 | 17.7 | 25.2 | 50.2 | 2.1 | | cu, fr-cu NW | str-cu, a-cu N | — | — | — | | | | |
| | 40 | 25 | 100 | 35.8 | 21.0 | 23.5 | 78.7 | 3.3 | | cu-ca | | — | — | — | | | | |
| | 0 | 0 | 0 | 23.6 | 8.6 | 17.7 | 68.1 | 2.8 | str-cu, a-cu SE, a- | ci- str S | ci-str | — | — | — | | | | |
| | 0 | 200 | 0 | 44.0 | 13.3 | 26.5 | 70.3 | 2.9 | ci-str [str | ci-str [ci-cu NW | str-cu, a-cu | — | — | — | | | | |
| | 0 | 15 | 75 | 9.6 | 7.6 | 7.9 | 49.4 | 2.1 | cu SW, ci-str | cu NW, ci, ci-str, | | — | — | — | | | | |
| | 0 | 15 | 75 | 9.7 | 8.5 | 18.5 | 25.2 | 1.0 | | str-cu NW | | — | — | — | | | | |
| | 10 | 50 | 25 | 23.0 | 8.2 | 24.6 | 50.0 | 2.1 | cu NW, ci-str | str-cu N, fr-cu | | — | — | — | | | | |
| | 75 | 175 | 45 | 40.0 | 25.1 | 34.3 | 72.8 | 3.0 | str-cu N | cu ma N | | — | — | — | | | | |
| | 15 | 50 | 0 | 19.5 | 20.7 | 29.0 | 78.9 | 3.3 | | cu-ca | | — | — | — | | | | |
| | 10 | 200 | 0 | 30.6 | 28.0 | 34.2 | 80.3 | 3.3 | | cu-ma | | — | — | — | | | | |
| | 0 | 115 | 65 | 28.4 | 13.5 | 31.8 | 90.6 | 3.8 | | cu N, ci N | | — | — | — | | | | |
| | 0 | 150 | 25 | 10.6 | 23.7 | 28.0 | 55.9 | 2.3 | | cu-ca N, ci W | | — | — | — | | | | |
| | 0 | 150 | 70 | 17.8 | 13.0 | 29.1 | 69.5 | 2.9 | | cu-ca SW | | — | — | — | | | | |
| | 0 | 90 | 0 | 15.0 | 11.6 | 9.7 | 57.1 | 2.4 | ci | | | — | — | — | | | | |
| | 0 | 0 | 0 | 13.5 | 0.6 | 0.4 | 34.8 | 1.4 | | | | — | — | — | | | | |
| | 0 | 0 | 0 | 13.5 | 0.6 | 0.4 | 14.5 | 0.6 | | | | — | — | — | | | | |
| | 0 | 0 | 0 | 0.4 | 0.0 | 0.0 | 1.4 | 0.1 | | cu-ma | | — | — | — | | | | |
| | 0 | 0 | 40 | 0.2 | 0.1 | 14.7 | **0.2** | **0.0** | ci N | cu-ca N | | — | — | — | | | | |
| | 15 | 135 | 50 | 12.0 | 68.2 | 24.6 | 26.8 | 1.1 | ci N | cu-ca N, ci N | | — | — | — | | | | |
| | 0 | 200 | 0 | 19.2 | 13.0 | 36.4 | **112.0** | **4.7** | | cu, ci SW | | — | — | — | | | | |
| | 60 | 90 | 25 | 24.7 | 22.2 | 28.6 | 74.1 | 3.1 | | cu N | | — | — | — | | | | |
| | 0 | 250 | 45 | 25.4 | 21.8 | 39.9 | 76.2 | 3.2 | | cu | | — | — | — | | | | |
| | 20 | 175 | 60 | 36.4 | 32.8 | 38.6 | 98.1 | 4.1 | | | | — | — | — | | | | |
| | 10 | 35 | 75 | 29.0 | 16.2 | 26.3 | 100.4 | 4.2 | | | | — | — | — | | | | |
| | 10 | 101 | 43 | 20.6 | 17.5 | 23.8 | 61.6 | 2.6 | | | | 0.0 | — | — | | | | |

**PARAISO** (H = 40 m) **FEBRERO 1912** φ = 33° 01′ S λ = 71° 38′ W $h_a$ = 15 m

| | | | | | | | | | | | | | | | | | | |
|---|---|---|---|---|---|---|---|---|---|---|---|---|---|---|---|---|---|---|
| 11.6 | 87 | 403 | 26 | 3.0 | 117.0 | 93.0 | 204.0 | 8.5 | | | | — | — | — | 0.1 | 0.8 | 1.0 | 1.0 |
| 11.5 | 100 | 771 | 164 | 10.0 | 65.0 | 157.0 | 220.0 | 9.2 | ni S | | | — | — | — | 0.1 | 0.6 | 1.2 | 1.9 |
| 11.0 | 35 | 376 | 134 | 19.0 | 96.0 | 70.0 | 241.0 | 10.0 | | | | — | — | — | 0.1 | 1.0 | 1.1 | 1.9 |
| 11.4 | 108 | 122 | 36 | 10.0 | 45.0 | 25.0 | 176.0 | 7.3 | | [ci-str W | | — | — | — | 0.2 | 0.4 | 0.4 | **2.3** |
| 10.4 | 37 | 441 | 36 | 14.0 | 68.0 | 58.0 | 84.0 | 3.5 | ci W, ci-cu W | ni, a-cu W, ci-cu W | ci-str | — | — | — | 0.1 | 0.4 | 0.5 | 0.9 |
| 12.0 | 0 | 505 | 45 | 1.0 | 114.0 | 121.0 | 127.0 | 5.3 | fr-cu W | fr-cu W, a-cu W, (1) | ci | — | — | — | 0.2 | 0.7 | 0.6 | 1.1 |
| 11.2 | 145 | 303 | 93 | 23.0 | 102.0 | 140.0 | 258.0 | 10.8 | str S | cu E, ci-str N | | — | — | — | 0.2 | 0.8 | 1.2 | 1.5 |
| 11.1 | 66 | 349 | 0 | 16.0 | 43.0 | 127.0 | 258.0 | 10.8 | a-cu NW, ci-cu | ci E ci-str | ni | — | — | — | 0.3 | 0.5 | 1.0 | **2.3** |
| 11.8 | 97 | 401 | 20 | 20.0 | 35.0 | 71.0 | 190.0 | 7.9 | fr-ni, ci, ci-str | fr-ni, ci-str | ni | — | — | — | 0.2 | 0.2 | 0.6 | 1.7 |
| 12.8 | 65 | 157 | 8 | 9.0 | 22.0 | 75.0 | 115.0 | 4.8 | fr-ni, ci N, ci-cu W | ci-cu E, ci-str | ni | — | — | — | 0.2 | 0.4 | 0.7 | 1.0 |
| 11.8 | 80 | 84 | 25 | 40.0 | 15.0 | 3.0 | 137.0 | 5.7 | ni | ci-str W | ni | — | — | — | 0.2 | 0.3 | 0.3 | 1.3 |
| 13.5 | 99 | 207 | 130 | 41.0 | 37.0 | 39.0 | 59.0 | 2.5 | ni | fr-cu W, fr-ni N W | | — | — | — | 0.1 | 0 2 | 0.4 | 0.7 |
| 13.2 | 328 | 422 | 205 | 73.0 | 109.0 | 144.0 | 149.0 | 6.2 | ni, ci-cu | cu W | | — | — | — | 0.3 | 0.5 | 0.9 | 0.9 |
| 10.5 | 48 | **862** | 106 | 8.0 | 108.0 | 125.0 | 261.0 | 10.9 | | cu W | | — | — | — | 0.1 | 0.7 | 1.1 | 1.5 |
| 10.3 | 61 | 108 | 75 | 2.0 | 39.0 | 50.0 | 235.0 | 9.8 | | ni | | — | — | — | 0.1 | 0.3 | 0.5 | 1.9 |
| 11.4 | 101 | 194 | 0 | 50.0 | 43.0 | 80.0 | 139.0 | 5.8 | ni | fr-cu W, str | | — | — | — | 0.2 | 0.2 | 0 4 | 1.0 |
| 11.4 | 41 | 478 | 61 | 8.0 | 110.0 | 72.0 | 131.0 | 5.5 | ni | cu, ci-str W | | — | — | — | 0.1 | 0.4 | 0.4 | 0.7 |
| 10.5 | 0 | 345 | 158 | 13.0 | 80.0 | 103.0 | 195.0 | 8.1 | ni | fr-cu W, ci-str W | | — | — | — | 0.1 | 0.4 | 0.7 | 0.9 |
| 9.7 | 58 | 587 | 71 | 14.0 | 84.0 | 91.0 | 197.0 | 8.2 | | cu W | | — | — | — | 0.3 | 0.7 | 1.1 | 1.4 |
| 9.5 | 42 | 133 | 215 | 8.0 | 11.0 | 66.0 | 183.0 | 7.6 | | | | — | — | — | 0.3 | 0.4 | 0.6 | 2.1 |
| 12.9 | 232 | 89 | 38 | 117.0 | 72.0 | 7.0 | 194.0 | 8.1 | cu NW, fr-ni NW | fr-cu NW | | — | — | — | 0.3 | 0.3 | 0.3 | 1.3 |
| 11.7 | 0 | 205 | 39 | 17.0 | 36.0 | 74.0 | 96.0 | 4.0 | ni | cu W | | — | — | — | 0.2 | 0.2 | 0.4 | 0.8 |
| 11.8 | 50 | 184 | 67 | 26.0 | 8.0 | 35.0 | 136.0 | 5.7 | ni | cu W fr-ni NW | ni | 0.1 | — | — | 0.1 | 0.2 | 0.2 | 0.7 |
| 14.2 | 137 | 238 | 63 | 5.0 | 17.0 | 45.0 | **48.0** | **2.0** | ni | fr-cu NW, fr-ni W | | — | 0.0 | — | 0.2 | 0.1 | 0.3 | **0.6** |
| 13.2 | 35 | 238 | 243 | 49.0 | 52.0 | 91.0 | 111.0 | 4.6 | ni | [cu fr-cu W, ni W | | — | — | — | 0.2 | 0.3 | 0.4 | **0.6** |
| 12.9 | 65 | 441 | 74 | 25.0 | 91.0 | 99.0 | 168.0 | 7.6 | fr-cu NW, str E, a- | cu S, ci-str S | | — | — | — | 0.1 | 0.5 | 0.6 | 0.8 |
| 11.0 | 82 | 603 | 58 | 20.0 | 85.0 | 110.0 | 210.0 | 8.8 | fr-cu NW, fr-ni SW | fr-cu W, str S | str | — | — | — | 0.1 | 0.5 | 0.5 | 1.2 |
| 11.6 | 92 | 652 | 50 | 52.0 | 161.0 | 134.0 | 247.0 | 10.3 | cu S | | | — | — | — | 0.3 | 0.6 | 1 1 | 1.3 |
| 10.2 | 36 | 177 | 14 | 12.0 | 55.0 | 41.0 | **307.0** | **12.8** | str | | | — | — | — | 0.2 | 0.6 | 0.3 | 1.9 |
| 11.6 | 80 | 347 | 78 | 24.3 | 66.2 | 80.9 | 175.0 | 7.3 | | | | 0.1 | 0.0 | — | 5.2 | 13.2 | 18.8 | 37.2 |

Observaciones se efectuaron según hora oficial de Chile (75° de long).

Alle Beobachtungen nach chilenischer Einheitszeit (75° Länge)

(1) W, a-str W.

**SANTIAGO** (H = 520 m) **FEBRERO 1912** φ = 33° 27′ S λ = 70° 42′ W $C_g$ =

| Día Tag | Barómetro Barometer 700 mm + 7a | 2p | 9p | Temperatura del aire Lufttemperatur C° 7a | 2p | 9p | Max. | Min. | Humedad absoluta Absolute Feuchtigkeit mm 7a | 2p | 9p | Humedad relativa Relative Feuchtigkeit % 7a | 2p | 9p | Dirección y fuerza del viento Richtung und Stärke des Windes 0—12 B 7a | | 2p | | 9p | | Nebulosidad Bewölkung 0—10 7a | 2p | 9p | Agua caída Niederschlag mm 7a - 7a | Notas Bemerkun |
|---|---|---|---|---|---|---|---|---|---|---|---|---|---|---|---|---|---|---|---|---|---|---|---|---|---|
| 1 | 18.7 | 16.6 | 15.9 | 14.1 | 30.2 | 19.8 | 31.1 | 11.4 | 10.3 | 12.0 | 9.3 | 85 | 38 | 54 | C | 0 | SW | 3 | S | 1 | 0 | $1^2$ | 0 | — | $\flat^1$ an |
| 2 | 15.9 | 15.0 | 16.2 | 17.2 | 31.0 | 19.0 | 32.4 | 12.0 | 10.4 | 10.1 | 8.9 | 72 | 30 | 54 | SW | 1 | SSW | 3 | SW | 2 | 0 | $1^2$ | 0 | — | $\flat\flat^1$ an |
| 3 | 16.2 | 14.4 | 13.9 | 17.3 | 30.8 | 19.8 | 32.8 | 11.8 | 8.7 | 12.2 | 9.2 | 59 | 37 | 54 | C | 0 | SW | 3 | C | 0 | 0 | $1^2$ | 0 | — | $\flat\flat^1$ an |
| 4 | 13.4 | 13.6 | 15.7 | 19.5 | 31.6 | 17.8 | 32.2 | 11.5 | 8.5 | 7.8 | 8.4 | 50 | 22 | 56 | C | 0 | SW | 3 | C | 0 | 0 | $1^2$ | 0 | — | $\flat\flat^1$ an |
| 5 | 14.9 | 15.6 | 16.9 | 15.4 | 26.5 | 17.8 | 28.0 | 9.9 | 8.6 | 8.2 | 10.5 | 66 | 32 | 70 | C | 0 | S | 3 | S | 3 | $10^2$ | $5^2$ | $9^2$ | 0.0 | ● gt 6a30-7a, 9 |
| 6 | 15.3 | 15.7 | 17.9 | 17.7 | 26.5 | 16.5 | 28.0 | 11.8 | 10.1 | 8.9 | 7.9 | 67 | 34 | 56 | C | 0 | SW | 3 | S | 2 | 0 | $4^2$ | $2^2$ | 0.0 | |
| 7 | **21.0** | 17.8 | 17.8 | 16.1 | 29.2 | 19.0 | 30.9 | **8.6** | 7.3 | 7.1 | 9.8 | 54 | 23 | 60 | C | 0 | WSW | 4 | SSE | 1 | 0 | $1^2$ | 0 | — | cu de cord 2 |
| 8 | 17.3 | 16.8 | 17.5 | 17.0 | 25.9 | 16.9 | 26.7 | 11.9 | 10.5 | 10.5 | 9.2 | 73 | 42 | 64 | C | 0 | SW | 2 | SE | 1 | $10^2$ | $10^2$ | $8^1$ | — | ≡$^0$ I |
| 9 | 17.0 | 16.4 | 16.0 | 16.5 | 27.2 | 20.9 | 27.4 | 11.5 | 8.8 | 8.5 | 11.8 | 63 | 32 | 64 | C | 0 | SW | 2 | SE | 1 | $8^1$ | $8^1$ | $8^1$ | — | |
| 10 | 14.6 | 13.5 | 13.1 | 18.9 | 29.4 | 21.4 | 30.4 | 11.9 | 11.4 | 9.1 | 9.8 | 71 | 30 | 51 | C | 0 | SW | 2 | C | 0 | $7^1$ | $7^1$ | $6^1$ | — | |
| 11 | 13.7 | 14.3 | 14.4 | 17.2 | 29.9 | 17.6 | 31.2 | 11.0 | 8.1 | 10.9 | 9.9 | 51 | 37 | 66 | C | 0 | SW | 3 | SE | 1 | $7^1$ | $6^1$ | $6^1$ | — | $\flat^1$ an |
| 12 | 17.8 | 16.4 | 17.1 | 16.8 | 23.0 | 14.3 | 25.4 | 12.0 | 12.6 | 11.1 | 9.8 | 88 | 53 | 81 | C | 0 | SW | 4 | SSE | 1 | $9^1$ | $7^1$ | $2^1$ | — | $\flat\flat^1$ an |
| 13 | 17.3 | 17.0 | 17.5 | 13.3 | 25.6 | 16.2 | 27.9 | 10.5 | 9.6 | 10.3 | 9.3 | 84 | 42 | 68 | NW | 1 | SW | 3 | S | 1 | $10^1$ | $2^1$ | $1^1$ | — | cu de cord 2 |
| 14 | 16.8 | 15.9 | 17.1 | 16.3 | 27.9 | 17.4 | 29.3 | 10.4 | 10.7 | 10.7 | 7.9 | 78 | 38 | 53 | C | 0 | SW | 3 | S | 2 | 0 | $1^1$ | $1^1$ | — | $\flat^1$ an |
| 15 | 15.6 | 14.9 | 15.2 | 16.3 | 28.8 | 15.2 | 29.6 | 10.2 | 8.8 | 8.4 | 10.9 | 64 | 28 | 55 | C | 0 | WSW | 3 | C | 0 | 0 | $1^1$ | $1^1$ | — | |
| 16 | 15.8 | 12.5 | 13.1 | 15.2 | 30.5 | 16.8 | 31.5 | 10.0 | 7.7 | 10.9 | **6.3** | 59 | 34 | 57 | C | 0 | S | 3 | SE | 1 | $2^1$ | $1^1$ | 0 | — | |
| 17 | 14.6 | 13.9 | 15.5 | 16.0 | 28.4 | 17.7 | 29.0 | 9.9 | 10.0 | 11.4 | 9.3 | 74 | 39 | 62 | C | 0 | SW | 3 | SSE | 1 | 0 | $2^1$ | $1^1$ | — | |
| 18 | 15.9 | 15.5 | 18.1 | 16.8 | 27.4 | 17.5 | 28.6 | 11.2 | 8.4 | 9.3 | 8.4 | 59 | 34 | 56 | C | 0 | SW | 3 | SE | 1 | 0 | $4^2$ | $2^2$ | — | $\flat^1$ an; cu de co |
| 19 | 17.8 | 15.2 | 16.0 | 15.9 | 27.4 | 17.0 | 29.5 | 9.4 | 7.8 | 9.0 | 8.3 | 57 | 33 | 57 | C | 0 | SW | 3 | SE | 1 | 0 | $1^1$ | 0 | — | $\flat\flat^1$ an; cu de co |
| 20 | 14.1 | 12.0 | 13.0 | 17.3 | 32.2 | 18.3 | **33.5** | 9.2 | 7.9 | 6.5 | 7.8 | 53 | **19** | 50 | C | 0 | SW | 2 | SE | 1 | 0 | $1^1$ | 0 | — | $\flat^1$ an; cu de co |
| 21 | 14.0 | 14.1 | 15.5 | 18.6 | 29.0 | 16.8 | 30.2 | 11.4 | 7.1 | 8.6 | 10.1 | 44 | 28 | 71 | C | 0 | SW | 3 | SW | 1 | 0 | 0 | 0 | — | $\flat^1$ an |
| 22 | 15.7 | 14.8 | 15.1 | 14.8 | 28.2 | 16.7 | 28.5 | 10.6 | 10.5 | 11.5 | 11.1 | 84 | 40 | 79 | C | 0 | S | 2 | SW | 1 | 0 | $1^2$ | 0 | — | |
| 23 | 15.2 | 14.4 | 14.0 | 17.4 | 29.9 | 16.8 | 30.5 | 10.2 | 12.1 | 10.9 | 10.1 | 81 | 35 | 71 | C | 0 | SW | 3 | SE | 1 | 0 | $1^2$ | 0 | — | $\flat^1$ an; cu de co |
| 24 | 14.2 | 13.4 | 13.1 | 17.2 | 27.8 | 16.8 | 28.9 | 10.0 | **13.0** | 12.4 | 11.8 | 89 | 44 | 83 | C | 0 | SW | 3 | SE | 1 | 0 | $2^2$ | $1^2$ | — | |
| 25 | 14.2 | 12.3 | **11.9** | 14.0 | 27.9 | 17.3 | 30.2 | 10.3 | 11.2 | 11.4 | 12.5 | **94** | 44 | 85 | C | 0 | SW | 3 | SW | 1 | $10^2$ | 0 | 0 | — | $\flat^1$ an |
| 26 | 13.4 | 12.5 | 14.3 | 16.2 | 28.4 | 15.4 | 28.7 | 10.4 | 11.1 | 11.4 | 10.3 | 81 | 39 | 79 | C | 0 | SW | 3 | SSE | 2 | $1^2$ | 0 | 0 | — | $\flat^1$ an |
| 27 | 14.7 | 15.8 | 17.6 | 14.6 | 25.8 | 15.8 | 26.5 | 10.3 | 10.4 | 9.9 | 10.4 | 84 | 40 | 78 | C | 0 | SW | 3 | S | 1 | 0 | $3^2$ | $10^2$ | — | $\flat^2$ an; cu de co |
| 28 | 15.8 | 15.0 | 14.7 | 14.5 | 25.5 | 16.0 | 28.5 | 10.5 | 11.2 | 9.8 | 8.9 | 91 | 40 | 66 | C | 0 | SSW | 3 | C | 0 | $10^2$ | $3^2$ | 0 | — | ≡$^2$ I; cu de cor |
| 29 | 13.8 | 12.8 | 13.5 | 17.0 | 31.2 | 18.9 | 33.4 | 10.3 | 9.4 | 9.1 | 9.3 | 65 | 27 | 58 | C | 0 | SW | 3 | S | 1 | 0 | 0 | 0 | — | $\flat^1$ an |
| Pro. Mit. | 15.7 | 14.8 | 15.4 | 16.4 | 28.4 | 17.5 | 29.7 | 10.7 | 9.7 | 9.9 | 9.6 | 70 | 35 | 64 | | 0.1 | | 2.9 | | 1.0 | 3.0 | 2.6 | 2.0 | 0.0 | |

**SAN FERNANDO** (H = 335 m) **FEBRERO 1912** φ = 34° 35′ S λ = 71° 04′ W $C_g$

| | | | | | | | | | | | | | | | | | | | | | | | | | |
|---|---|---|---|---|---|---|---|---|---|---|---|---|---|---|---|---|---|---|---|---|---|---|---|---|---|
| 1 | 34.3 | 32.1 | 31.4 | 16.0 | 27.0 | 19.2 | 27.2 | 11.9 | 9.9 | 11.1 | 9.7 | 73 | 42 | 57 | S | 3 | SW | 2 | C | 0 | 0 | 0 | 0 | — | $\flat\flat$ an |
| 2 | 31.6 | 30.2 | 31.7 | 16.8 | 27.8 | 18.9 | 28.5 | 13.1 | 11.5 | 11.9 | 8.4 | 80 | 42 | 52 | SW | 3 | SW | 3 | SW | 3 | 0 | 0 | 0 | — | $\flat\flat$ an |
| 3 | 33.0 | 30.3 | 30.1 | 13.4 | 26.2 | 18.6 | 26.2 | 11.1 | 8.3 | 9.7 | 6.5 | 73 | 39 | 41 | SW | 4 | SW | 3 | SW | 2 | 0 | 0 | 0 | — | $\flat\flat$ an |
| 4 | 29.0 | 30.0 | 30.9 | 13.8 | 27.1 | 18.4 | 29.0 | 11.2 | 7.8 | 12.2 | 8.4 | 67 | 45 | 54 | SE | 3 | C | 0 | SW | 2 | 0 | 0 | 6 | — | $\flat\flat$ an |
| 5 | 30.7 | 30.8 | 32.0 | 15.5 | 25.0 | 17.1 | 26.0 | 14.2 | 9.5 | 10.8 | 9.3 | 72 | 46 | 64 | SW | 2 | SW | 2 | SW | 2 | 10 | 10 | 5 | — | $\flat\flat$ an |
| 6 | 30.8 | 30.4 | 32.8 | 13.6 | 28.1 | 14.1 | 28.7 | 9.7 | 8.5 | 8.9 | 9.1 | 73 | 32 | 76 | SW | 1 | SW | 2 | C | 0 | 0 | 4 | 3 | — | $\flat\flat$ an |
| 7 | **35.5** | 33.6 | 33.6 | 16.4 | 26.0 | 16.6 | 26.6 | 11.0 | 10.3 | 12.2 | 10.5 | 74 | 49 | 74 | NE | 2 | SW | 2 | C | 0 | 0 | 1 | 0 | — | $\flat\flat$ an |
| 8 | 33.0 | 32.8 | 32.8 | 11.4 | 20.0 | 13.2 | 21.0 | 10.4 | 8.6 | 11.4 | 10.5 | 86 | 66 | 94 | SW | 2 | SW | 1 | C | 0 | 10 | 10 | 0 | — | $\flat\flat$ an |
| 9 | 32.5 | 30.4 | 31.9 | 14.2 | 25.6 | 19.9 | 26.8 | 11.0 | 9.6 | 6.8 | 10.6 | 80 | 28 | 61 | S | 2 | SW | 3 | C | 0 | 7 | 2 | 0 | — | $\flat\flat$ an |
| 10 | 30.2 | 28.0 | 28.3 | 13.4 | 28.6 | 18.6 | 29.0 | 11.9 | 9.4 | **6.1** | 10.5 | 82 | **21** | 66 | S | 3 | SW | 2 | SW | 2 | 0 | 0 | 0 | — | $\flat\flat$ an |
| 11 | 29.6 | 29.5 | 29.6 | 18.8 | 29.1 | 16.4 | **30.1** | 12.0 | 11.2 | 11.5 | 10.3 | 70 | 38 | 74 | E | 1 | SW | 2 | C | 0 | 2 | 1 | 0 | — | $\flat\flat$ an |
| 12 | 31.9 | 31.9 | 32.4 | 16.0 | 21.1 | 15.5 | 23.4 | 11.9 | 11.2 | 12.5 | 10.3 | 83 | 67 | 79 | NE | 1 | SW | 2 | SW | 2 | 5 | 9 | 0 | — | $\flat\flat$ an |
| 13 | 32.3 | 31.2 | 33.1 | 12.9 | 24.4 | 17.6 | 25.5 | 11.9 | 9.3 | 13.0 | 10.7 | 85 | 57 | 71 | SW | 3 | S | 1 | C | 0 | 10 | 1 | 0 | — | $\flat\flat$ an |
| 14 | 32.8 | 31.4 | 32.2 | 13.0 | 25.4 | 15.4 | 25.8 | 10.3 | 8.6 | 10.3 | 9.0 | 77 | 44 | 69 | SW | 3 | SW | 2 | C | 0 | 0 | 0 | 0 | — | $\flat\flat$ an |
| 15 | 31.3 | 29.3 | 30.4 | 14.4 | 26.5 | 18.0 | 26.8 | 12.4 | 9.9 | 10.8 | 11.8 | 82 | 42 | 77 | SE | 2 | SW | 2 | C | 0 | 0 | 0 | 0 | — | $\flat\flat$ an |
| 16 | 30.4 | 28.2 | 27.6 | 16.4 | 27.4 | 20.0 | 27.6 | 12.9 | 10.9 | 13.7 | 9.4 | 78 | 50 | 54 | SW | 3 | SW | 2 | C | 0 | 0 | 0 | 0 | — | $\flat\flat$ an |
| 17 | 30.1 | 29.8 | 30.8 | 15.2 | 26.8 | 19.2 | 27.0 | 14.0 | 9.0 | 9.7 | 8.3 | 70 | 37 | 51 | SW | 1 | SW | 2 | C | 0 | 0 | 2 | 0 | — | $\flat\flat$ an |
| 18 | 31.5 | 31.0 | 33.2 | 14.3 | 24.5 | 16.1 | 24.8 | 11.2 | 10.1 | 10.5 | 7.5 | 84 | 47 | 55 | SW | 3 | SW | 3 | C | 0 | 0 | 0 | 0 | — | $\flat\flat$ an |
| 19 | 34.0 | 31.7 | 31.9 | 10.9 | 22.3 | 14.2 | 23.5 | **8.2** | 7.7 | 9.7 | 9.1 | 79 | 49 | 76 | S | 2 | SW | 2 | C | 0 | 0 | 0 | 0 | — | $\flat\flat$ an |
| 20 | 30.3 | 32.8 | 27.8 | 12.8 | 25.6 | 17.2 | 26.4 | 10.2 | 7.7 | 8.9 | 8.8 | 70 | 37 | 57 | SE | 3 | SW | 3 | SE | 4 | 0 | 0 | 0 | — | $\flat\flat$ an |
| 21 | 29.1 | 29.5 | 30.7 | 15.0 | 28.3 | 16.6 | 29.0 | 12.3 | 9.8 | 11.0 | 10.9 | 77 | 39 | 77 | SE | 3 | SW | 2 | C | 0 | 0 | 0 | 0 | — | $\flat\flat$ an |
| 22 | 30.9 | 30.5 | 30.0 | 16.9 | 27.4 | 17.2 | 29.0 | 10.3 | 12.0 | **14.4** | 12.5 | 84 | 54 | 86 | SE | 2 | SW | 1 | C | 0 | 0 | 0 | 0 | — | $\flat\flat$ an |
| 23 | 30.1 | 28.2 | 29.4 | 18.0 | 28.8 | 18.8 | 29.5 | 11.8 | 11.7 | 12.3 | 12.9 | 76 | 42 | 80 | S | 1 | SW | 2 | C | 0 | 0 | 1 | 0 | — | $\flat\flat$ an |
| 24 | 29.6 | 29.2 | 28.6 | 14.4 | 26.1 | 18.3 | 28.8 | 11.0 | 11.5 | 12.5 | 11.3 | 95 | 50 | 72 | NW | 1 | SW | 1 | SW | 1 | 0 | 0 | 0 | — | $\flat\flat$ an |
| 25 | 29.7 | 28.1 | **27.2** | 12.5 | 27.2 | 16.4 | 28.0 | 11.0 | 10.8 | 13.3 | 11.3 | **00** | 49 | 81 | C | 0 | SW | 3 | C | 0 | 10 | 1 | 0 | — | $\flat\flat$ an, ≡; □ (v |
| 26 | 28.6 | 27.6 | 29.3 | 16.6 | 27.6 | 16.8 | 28.8 | 11.5 | 9.7 | 11.1 | 10.6 | 69 | 40 | 75 | S | 2 | SW | 2 | C | 0 | 0 | 0 | 0 | — | $\flat\flat$ an |
| 27 | 29.7 | 30.6 | 33.2 | 16.2 | 26.2 | 16.3 | 27.3 | 11.5 | 11.7 | 12.6 | 10.6 | 85 | 50 | 77 | SE | 2 | SW | 2 | SW | 4 | 0 | 6 | 10 | — | $\flat\flat$ an |
| 28 | 31.8 | 30.6 | 30.3 | 14.1 | 23.2 | 14.3 | 23.6 | 12.0 | 10.8 | 10.9 | 9.7 | 91 | 52 | 80 | S | 2 | SW | 3 | C | 0 | 10 | 0 | 0 | — | $\flat\flat$ an |
| 29 | 29.4 | 29.3 | 28.6 | 13.9 | 26.8 | 18.2 | 27.5 | 11.3 | 10.1 | 11.2 | 11.0 | 86 | 43 | 71 | SW | 4 | SW | 4 | C | 0 | 0 | 0 | 0 | — | $\flat\flat$ an |
| Pro. Mit. | 31.2 | 30.3 | 30.8 | 14.7 | 26.1 | 17.1 | 26.9 | 11.5 | 9.9 | 11.1 | 10.0 | 79 | 45 | 69 | | 2.2 | | 2.1 | | 0.8 | 2.2 | 1.7 | 0.8 | — | |

Barometro reducido a 0ºC y a gravedad normal.

Barometer reduciert auf 0ºC und

(1) ● en parte central de la ciudad) 11p30; cu de cord 2.

**LAGO** (H=520 m) **FEBRERO 1912** φ = 33° 27′ S λ = 70° 42′ W $h_a$ = 11.1 m

| Min. a la mp. ap. eien | Velocidad del viento m/minuto 7a | 2p | 9p | km 9p-7a | 7a-2p | 2p-9p | 7a-7a | k 1h | Nubes (clase y dirección) 7a | 2p | 9p | Agua caída mm 7a | 2p | 9p | Evaporación mm 7a | 2p | 9p | 7a-7a |
|---|---|---|---|---|---|---|---|---|---|---|---|---|---|---|---|---|---|---|
| 9.2 | 0 | 183 | 90 | 21.0 | 57.6 | 69.4 | 172.2 | 7.2 | | cu al ENW | | — | — | — | 0.2 | 1.4 | 1.4 | 3.1 |
| 10.3 | 46 | 162 | 137 | 14.8 | 60.5 | 67.4 | 141.8 | 5.9 | | cu al ENW | | — | — | — | 0.5 | 1.5 | 1.8 | 3.3 |
| 9.6 | 0 | 179 | 0 | 17.2 | 52.9 | 62.4 | 145.1 | 6.0 | | cu E | | — | — | — | 0.4 | 1.5 | 1.8 | 3.7 |
| 9.5 | 0 | 203 | 0 | 18.7 | 70.9 | 76.1 | 134.0 | 5.6 | | cu E | | — | — | — | 0.4 | 2.4 | 1.5 | 3.7 |
| 8.2 | 0 | 187 | 170 | 18.9 | 49.1 | 74.4 | 165.9 | 6.9 | cu, str-cu, str | cu, str, a-cu | cu, str-cu | 0.0 | 0.0 | 0.0 | 0.3 | 0.9 | 1.5 | **4.2** |
| 9.7 | 0 | 195 | 130 | 28.7 | 69.6 | 73.2 | 152.2 | 6.3 | | cu, cu-ca | cu | 0.0 | — | — | 0.3 | 1.5 | 1.3 | 2.7 |
| **6.5** | 0 | **224** | 61 | 16.6 | 63.6 | 57.6 | 159.4 | 6.6 | | cu | | — | — | — | 0.3 | 1.4 | 1.7 | 3.1 |
| 10.1 | 0 | 98 | 56 | 18.3 | 41.6 | 55.2 | 139.5 | 5.8 | str | str | str | — | — | — | 0.2 | 0.9 | 1.0 | 3.3 |
| 9.5 | 0 | 99 | 49 | 19.3 | 55.3 | 53.2 | 116.1 | **4.8** | str | str | str | — | — | — | 0.2 | 1.2 | 1.1 | 2.1 |
| 9.9 | 0 | 147 | 0 | 18.0 | 46.3 | 66.2 | 126.5 | 5.3 | str | str | str | — | — | — | 0.2 | 1.5 | 2.1 | 2.5 |
| 9.8 | 0 | 166 | 61 | 24.6 | 53.2 | 66.1 | 137.1 | 5.7 | str | str | str | — | — | — | 0.3 | 1.3 | 1.2 | 3.9 |
| 10.6 | 0 | 215 | 44 | 17.4 | 79.3 | 74.0 | 136.7 | 5.7 | str | cu, str, ci-cu | | — | — | — | 0.2 | 0.8 | 1.0 | 2.7 |
| 8.5 | 56 | 136 | 88 | 32.4 | 67.6 | 69.2 | **185.7** | **7.7** | str-cu, str | cu-ca | cu | — | — | — | 0.0 | 0.9 | 1.3 | 1.8 |
| 8.5 | 0 | 107 | 98 | 19.1 | 58.1 | 66.8 | 155.9 | 6.5 | | cu-ca | cu | — | — | — | 0.2 | 1.2 | 1.6 | 2.4 |
| 7.6 | 0 | 143 | 0 | 25.5 | 55.1 | 57.2 | 150.4 | 6.3 | | cu | cu | — | — | — | 0.2 | 1.6 | 1.2 | 3.0 |
| 7.8 | 0 | 193 | 75 | 13.2 | 67.9 | 67.5 | 125.5 | 5.2 | cu, str | cu-ca NE | | — | — | — | 0.4 | 2.2 | 1.7 | 3.2 |
| 7.6 | 0 | 218 | 69 | 22.5 | 65.2 | 70.3 | 157.9 | 6.6 | | cu-ca NE, ci-str S | | — | — | — | 0.3 | 1.4 | 1.3 | **4.2** |
| 8.9 | 0 | 213 | 73 | 19.7 | 66.0 | 65.9 | 155.2 | 6.5 | | cu, str-cu, ci-str | | — | — | — | 0.3 | 1.5 | 1.5 | 3.0 |
| 7.6 | 0 | 207 | 55 | 19.1 | 58.7 | 53.3 | 151.0 | 6.3 | | cu | | — | — | — | 0.3 | 1.5 | 1.5 | 3.3 |
| 7.5 | 0 | 87 | 42 | 15.2 | 44.6 | 51.7 | 127.2 | 5.3 | | cu | | — | — | — | 0.2 | 1.7 | 1.7 | 3.2 |
| 8.9 | 0 | 187 | 46 | 18.2 | 69.1 | 70.2 | **114.5** | **4.8** | | | | — | — | — | 0.4 | 1.8 | 1.4 | 3.8 |
| 8.9 | 0 | 164 | 61 | 8.6 | 66.9 | 66.9 | 147.9 | 6.2 | | cu | | — | — | — | 0.1 | 1.0 | 1.2 | 3.3 |
| 9.6 | 0 | 171 | 61 | 21.7 | 54.4 | 58.5 | 155.5 | 6.5 | | cu, str cu | | — | — | — | 0.3 | 0.9 | 1.9 | 2.5 |
| 8.1 | 0 | 165 | 73 | 17.3 | 75.9 | 56.2 | 130.2 | 5.4 | | cu, str-cu | cu | — | — | — | 0.2 | 0.4 | 0.8 | 3.0 |
| 9.0 | 0 | 187 | 68 | 24.4 | 41.9 | 74.5 | 156.5 | 6.5 | str | | | — | — | — | 0.3 | 1.1 | 0.8 | **1.5** |
| 9.3 | 0 | 168 | 107 | 22.5 | 67.0 | 79.3 | 138.9 | 5.8 | cu, str-cu | | | — | — | — | 0.2 | 1.1 | 1.2 | 2.1 |
| 9.5 | 0 | 197 | 43 | 16.6 | 72.2 | 80.2 | 162.9 | 6.8 | | cu, str, ci-cu | | — | — | — | 0.1 | 1.2 | 1.2 | 2.4 |
| 8.9 | 0 | 170 | 0 | 17.7 | 64.4 | 54.2 | 170.1 | 7.1 | str | cu | | — | — | — | 0.2 | 0.8 | 1.3 | 2.6 |
| 7.9 | 0 | 214 | 55 | 10.5 | 55.5 | 54.6 | 129.1 | 5.4 | | | | — | — | — | 0.2 | 1.5 | 1.7 | 2.3 |
| 8.9 | 4 | 172 | 62 | 19.2 | 60.4 | 65.2 | 146.4 | 6.1 | | | | 0.0 | 0.0 | 0.0 | 7.4 | 38.1 | 40.7 | 85.9 |

**FERNANDO** (H=335 m) **FEBRERO 1912** φ = 34° 35′ S λ = 71° 04′ W $h_a$ = —

| | | | | | | | | | | | | | | | | | | |
|---|---|---|---|---|---|---|---|---|---|---|---|---|---|---|---|---|---|---|
| | | | | | | | | | | | a-cu | | | | | | | |
| | | | | | | | | | a-cu | ci-cu | str | | | | | | | |
| | | | | | | | | | | a-cu | fr-cu | | | | | | | |
| | | | | | | | | | | str | | | | | | | | |
| | | | | | | | | | str | str | | | | | | | | |
| | | | | | | | | | str | ci-str | | | | | | | | |
| | | | | | | | | | str | cu | | | | | | | | |
| | | | | | | | | | cu | cu | | | | | | | | |
| | | | | | | | | | str | cu | | | | | | | | |
| | | | | | | | | | | cu | | | | | | | | |
| | | | | | | | | | | ci-str | | | | | | | | |
| | | | | | | | | | str | cu | | | | | | | | |
| | | | | | | | | | | str-cu | str-cu | | | | | | | |
| | | | | | | | | | str-cu | | | | | | | | | |

Observaciones se efectuaron según hora oficial de Chile (75° de long.)

Alle Beobachtungen nach chilenischer Einheitszeit (75° Länge).

**TALCA** (H = 100 m) **FEBRERO 1912** φ = 35° 25′ S λ = 71° 47′ W $C_g$

| Dia Tag | Barómetro Barometer 700 mm + 7a | 2p | 9p | Temperatura del aire Lufttemperatur C° 7a | 2p | 9p | Max. | Min. | Humedad absoluta Absolute Feuchtigkeit mm 7a | 2p | 9p | Humedad relativa Relative Feuchtigkeit % 7a | 2p | 9p | Dirección y fuerza del viento Richtung und Stärke des Windes 0—12 B 7a | | 2p | | 9p | | Nebulosidad Bewölkung 0—10 7a | 2p | 9p | Agua caída Niederschlag mm 7a-7a | Notas Bemerkung |
|---|---|---|---|---|---|---|---|---|---|---|---|---|---|---|---|---|---|---|---|---|---|---|---|---|---|
| 1 | 56.2 | 54.6 | 52.8 | 18.0 | 29.0 | 21.0 | 30.5 | 10.5 | 8.9 | 12.3 | 9.7 | 58 | 41 | 53 | S | 1 | S | 2 | S | 1 | 0 | 0 | 0 | — | |
| 2 | 52.8 | 51.5 | 53.8 | 19.8 | 30.2 | 18.0 | 31.0 | 12.5 | 12.5 | 11.4 | 8.4 | 73 | 36 | 55 | C | 0 | S | 1 | S | 1 | 0 | 2 | 0 | — | |
| 3 | 54.8 | 52.3 | 51.4 | 17.6 | 28.4 | 21.6 | 29.0 | 12.0 | 8.6 | 7.1 | 5.7 | 58 | 25 | 30 | S | 2 | S | 4 | S | 1 | 0 | 0 | 0 | — | |
| 4 | 50.6 | 49.3 | 51.5 | 16.0 | 32.4 | 20.8 | 32.5 | 12.0 | 8.2 | 10.3 | 8.0 | 61 | 28 | 44 | SE | 1 | S | 1 | S | 1 | 0 | 2 | 8 | — | □² de vez en cu |
| 5 | 52.2 | 51.4 | 52.8 | 19.2 | 22.6 | 16.6 | 25.0 | 16.0 | 9.3 | 12.4 | 8.2 | 56 | 61 | 58 | C | 0 | S | 1 | S | 1 | 10 | 10 | 3 | — | |
| 6 | 53.1 | 51.4 | 53.1 | 19.0 | 26.8 | 17.0 | 28.0 | 10.0 | 8.7 | 6.1 | 11.2 | 53 | 23 | 78 | S | 1 | NW | 3 | N | 4 | 7 | 2 | 10 | — | ●¹ 10p40-MN |
| 7 | **57.6** | 55.5 | 54.8 | 17.6 | 26.2 | 18.2 | 26.5 | 12.5 | 11.4 | 12.5 | 12.2 | 76 | 49 | 78 | C | 0 | S | 3 | C | 0 | 6 | 0 | 0 | 8.6 | |
| 8 | 55.3 | 54.5 | 54.0 | 12.0 | 23.0 | 17.8 | 25.5 | 9.5 | 9.3 | 9.0 | 11.3 | 89 | 43 | 75 | C | 0 | S | 1 | C | 0 | 10 | 10 | 7 | — | |
| 9 | 53.6 | 52.4 | 53.6 | 18.2 | 29.2 | 19.4 | 30.5 | 12.0 | 12.7 | **14.1** | 8.9 | 82 | 47 | 53 | S | 1 | S | 1 | C | 0 | 4 | 3 | 0 | — | |
| 10 | 52.4 | 49.9 | 48.5 | 14.6 | 28.2 | 20.0 | 30.5 | 11.0 | 8.7 | 8.7 | 12.0 | 70 | 31 | 69 | S | 1 | C | 0 | C | 0 | 0 | 0 | 0 | — | |
| 11 | 50.9 | 49.8 | 50.1 | 18.8 | 30.4 | 21.6 | 32.0 | 13.0 | 10.3 | 8.8 | 10.2 | 64 | 27 | 53 | C | 0 | N | 1 | N | 4 | 8 | 8 | 0 | — | |
| 12 | 52.8 | 53.0 | 54.1 | 17.6 | 23.2 | 16.4 | 24.0 | 14.5 | 10.7 | 10.8 | 12.6 | 71 | 51 | **90** | NW | 3 | N | 4 | S | 1 | 8 | 10 | 0 | — | |
| 13 | 54.9 | 54.0 | 54.6 | 14.6 | 25.6 | 18.4 | 28.0 | 12.0 | 8.9 | 8.8 | 9.2 | 72 | 36 | 59 | C | 0 | S | 1 | S | 3 | 5 | 3 | 0 | — | |
| 14 | 54.7 | 52.7 | 52.3 | 16.5 | 29.4 | 19.2 | 31.0 | 11.0 | 8.7 | 7.1 | 10.1 | 62 | 23 | 61 | C | 0 | S | 1 | C | 0 | 0 | 0 | 0 | — | |
| 15 | 52.9 | 51.4 | 51.5 | 16.8 | 30.2 | 22.4 | 31.5 | 11.0 | 10.5 | 9.3 | 9.3 | 74 | 29 | 46 | SSE | 1 | S | 3 | S | 1 | 0 | 0 | 0 | — | |
| 16 | 52.8 | 48.9 | 48.5 | 16.4 | 29.0 | 20.8 | 30.0 | 14.5 | 10.7 | 8.7 | 6.6 | 77 | 29 | 36 | S | 2 | SE | 1 | C | 0 | 1 | 0 | 0 | — | |
| 17 | 51.6 | 50.7 | 51.9 | 14.7 | 29.2 | 19.6 | 30.5 | 10.5 | 7.4 | 10.3 | 9.3 | 59 | 34 | 55 | C | 0 | SW | 1 | S | 2 | 1 | 0 | 0 | — | |
| 18 | 54.0 | 53.1 | 55.8 | 14.8 | 26.4 | 16.8 | 28.0 | 12.0 | 7.0 | 8.4 | 9.3 | 56 | 33 | 65 | S | 1 | S | 1 | S | 3 | 5 | 0 | 0 | — | |
| 19 | 56.5 | 52.1 | 53.0 | 11.9 | 27.8 | 19.8 | 29.5 | **8.5** | 6.8 | **5.3** | 8.3 | 55 | **19** | 48 | S | 3 | S | 3 | C | 0 | 0 | 0 | 0 | — | |
| 20 | 52.1 | 48.9 | **48.0** | 15.5 | 33.0 | 19.4 | **34.5** | 9.5 | 7.8 | 7.3 | 7.3 | 59 | 20 | 43 | C | 0 | S | 2 | S | 2 | 0 | 0 | 0 | — | |
| 21 | 50.9 | 49.3 | 51.5 | 19.9 | 31.0 | 20.2 | 33.0 | 13.0 | 12.0 | 11.6 | 11.2 | 69 | 35 | 64 | C | 0 | S | 2 | C | 0 | 0 | 0 | 0 | — | |
| 22 | 52.1 | 50.4 | 50.3 | 22.4 | 30.6 | 21.4 | 33.5 | 12.5 | 12.6 | 10.9 | 10.9 | 63 | 33 | 57 | S | 1 | C | 0 | C | 0 | 0 | 0 | 0 | — | |
| 23 | 51.2 | 49.8 | 49.9 | 20.0 | 31.4 | 19.2 | 32.5 | 12.5 | 9.2 | 9.9 | 11.2 | 53 | 29 | 67 | C | 0 | C | 0 | C | 0 | 0 | 0 | 0 | — | |
| 24 | 50.0 | 49.1 | 49.4 | 19.6 | 30.3 | 21.2 | 32.0 | 12.0 | 11.0 | 11.0 | 10.3 | 65 | 34 | 55 | C | 0 | C | 0 | WNW | 1 | 0 | 0 | 0 | — | |
| 25 | 51.1 | 48.8 | 48.2 | 16.8 | 31.8 | 21.6 | 33.0 | 10.5 | 11.6 | 10.1 | 9.4 | 81 | 29 | 49 | C | 0 | C | 0 | S | 2 | 0 | 0 | 0 | — | ∞²; □¹ de vez e |
| 26 | 49.5 | 48.7 | 50.7 | 19.7 | 30.8 | 19.0 | 31.5 | 11.0 | 10.6 | 11.7 | 10.2 | 62 | 35 | 62 | C | 0 | S | 1 | C | 0 | 0 | 0 | 0 | — | |
| 27 | 51.2 | 51.8 | 51.5 | 19.2 | 26.2 | 18.8 | 29.0 | 11.0 | 11.7 | 10.0 | 11.2 | 71 | 40 | 69 | C | 0 | W | 3 | C | 0 | 2 | 2 | 5 | — | |
| 28 | 54.1 | 52.1 | 51.5 | 18.8 | 27.4 | 20.6 | 28.0 | 11.5 | 10.6 | 7.6 | 9.2 | 65 | 28 | 51 | S | 1 | S | 1 | S | 2 | 2 | 2 | 0 | — | |
| 29 | 51.0 | 48.4 | 49.6 | 19.8 | 32.6 | 23.4 | 33.5 | 11.5 | 10.6 | 7.7 | 9.9 | 62 | 21 | 46 | S | 1 | S | 3 | S | 3 | 0 | 0 | 0 | — | □⁰ al NNE |
| Pro. Mit. | 52.9 | 51.2 | 51.7 | 17.4 | 28.7 | 19.7 | 30.1 | 11.7 | 9.9 | 9.6 | 9.7 | 66 | 33 | 58 | | 0.7 | | 1.6 | | 1.1 | 2.6 | 1.8 | 1.1 | 8.6 | |

**PUNTA CARRANZA** (H = 30 m) **FEBRERO 1912** φ = 35° 36′ S λ = 72° 38′ $C_g$

| | | | | | | | | | | | | | | | | | | | | | | | | | |
|---|---|---|---|---|---|---|---|---|---|---|---|---|---|---|---|---|---|---|---|---|---|---|---|---|---|
| 1 | 60.9 | 59.9 | 57.9 | 17.0 | 17.8 | 15.0 | 17.9 | 11.0 | 10.1 | 10.7 | 11.3 | 70 | 70 | 89 | S | 3 | S | 5 | S | 8 | 0 | 0 | 0 | — | ≡ 11p-MN |
| 2 | 58.0 | 58.6 | 59.0 | 15.8 | 17.0 | 14.0 | 17.8 | 11.5 | 11.9 | 8.7 | 9.8 | 89 | 61 | 82 | S | 4 | S | 7 | S | 8 | 0 | 0 | 0 | — | ≡¹ MN-6a, ≡ 6 |
| 3 | 59.7 | 57.7 | 56.7 | 14.8 | 15.6 | 14.0 | 16.3 | 10.8 | 8.5 | 9.1 | 9.0 | 68 | 68 | 76 | S | 6 | S | 10 | SE | 6 | 0 | 0 | 0 | — | |
| 4 | 55.3 | 56.4 | 56.8 | 15.4 | 16.6 | 14.4 | 17.1 | 10.7 | 9.2 | 10.3 | 9.3 | 70 | 73 | 76 | S | 6 | S | 5 | SW | 2 | 0 | 2 | 8 | — | ∞¹ 2p |
| 5 | 57.2 | 57.7 | 58.3 | 17.0 | 17.4 | 13.4 | 20.0 | 12.0 | **13.0** | 11.0 | 9.9 | 90 | 74 | 87 | S | 2 | S | 3 | S | 2 | 6 | 0 | 0 | — | ‖¹ MN-2a; ≡ 2 |
| 6 | 57.3 | 57.6 | 57.3 | 16.8 | 17.0 | 14.8 | 20.3 | **8.5** | 11.3 | 10.1 | 12.0 | 79 | 70 | 96 | S | 3 | NW | 2 | NE | 5 | 0 | 1 | 10 | 0.0 | ●⁰ 8p25-11p30 |
| 7 | **62.3** | 61.4 | 60.4 | 16.8 | 15.8 | 14.2 | 19.1 | 12.5 | 11.0 | 12.8 | 10.2 | 77 | 96 | 85 | S | 2 | S | 4 | S | 6 | 0 | 9 | 0 | 4.9 | cu de cord SE |
| 8 | 59.8 | 59.4 | 59.6 | 16.2 | 21.4 | 16.0 | **21.4** | 11.2 | 10.6 | **13.0** | 11.8 | 77 | 68 | 87 | SE | 2 | S | 2 | S | 3 | 10 | 6 | 0 | — | |
| 9 | 58.0 | 58.6 | 58.9 | 18.2 | 16.8 | 14.0 | 19.0 | 12.5 | 12.2 | 11.6 | 9.8 | 78 | 81 | 82 | S | 4 | S | 7 | S | 6 | 4 | 5 | 0 | — | ≡² 3a40-6a10 |
| 10 | 57.4 | 56.3 | 54.2 | 14.8 | 17.4 | 13.8 | 17.5 | 11.2 | 8.5 | 12.7 | 10.7 | 68 | 86 | 92 | S | 3 | S | 5 | S | 2 | 0 | 0 | 0 | — | |
| 11 | 55.2 | 55.6 | 56.4 | 12.6 | 15.4 | 14.2 | 15.5 | 10.0 | 9.8 | 11.3 | 10.9 | 91 | 87 | 92 | NW | 2 | NW | 5 | NW | 2 | 3 | 8 | 10 | — | ≡ 3a20-10a30 |
| 12 | 57.7 | 58.9 | 59.6 | 14.0 | 17.4 | 13.6 | 17.5 | 12.0 | 10.6 | 11.5 | 9.5 | 90 | 78 | 82 | NW | 2 | SW | 2 | SW | 1 | 10 | 10 | 0 | — | |
| 13 | 59.6 | 60.0 | 60.2 | 17.0 | 17.8 | 14.0 | 20.4 | 10.8 | 11.5 | 11.0 | 10.3 | 80 | 72 | 87 | S | 2 | S | 3 | S | 6 | 2 | 2 | 0 | — | cu-ca de cord SE |
| 14 | 59.7 | 59.2 | 59.4 | 15.0 | 17.2 | 14.4 | 17.8 | 10.5 | 9.7 | 11.1 | 10.6 | 76 | 76 | 87 | S | 4 | S | 5 | S | 6 | 0 | 0 | 0 | — | |
| 15 | 57.9 | 56.8 | 57.3 | 16.0 | 16.4 | 14.4 | 17.3 | 11.0 | 11.8 | 10.7 | 10.6 | 87 | 77 | 87 | S | 5 | S | 6 | S | 9 | 0 | 0 | 0 | — | |
| 16 | 56.8 | 55.0 | 54.3 | 16.0 | 15.8 | 13.2 | 16.2 | 11.8 | 10.7 | 9.5 | 9.7 | 79 | 71 | 87 | S | 3 | S | 4 | SE | 3 | 0 | 0 | 0 | — | |
| 17 | 56.4 | 56.8 | 57.5 | 14.0 | 16.0 | 13.6 | 16.1 | 9.8 | 8.7 | 10.1 | 10.0 | 74 | 75 | 87 | S | 6 | S | 4 | S | 6 | 4 | 2 | 0 | — | |
| 18 | 58.2 | 58.9 | 60.8 | 14.8 | 15.4 | 13.6 | 15.8 | 10.0 | 8.5 | 9.2 | 9.0 | 68 | 70 | 78 | S | 4 | S | 6 | S | 6 | 3 | 0 | 0 | — | ∞² (arena o polv |
| 19 | 61.1 | 58.2 | 58.5 | 15.0 | 15.4 | 11.4 | 15.8 | 9.0 | **7.4** | 8.4 | 9.6 | **58** | 64 | 96 | S | 3 | S | 7 | S | 9 | 2 | 0 | 0 | — | |
| 20 | 55.8 | **53.2** | 53.8 | 16.0 | 16.4 | 14.4 | 17.5 | 9.8 | 8.5 | 8.8 | 10.6 | 63 | 64 | 87 | S | 5 | S | 8 | S | 6 | 0 | 6 | 0 | — | ∞ am-MD |
| 21 | 54.6 | 56.3 | 57.2 | 17.0 | 16.8 | 15.0 | 20.5 | 11.5 | 11.5 | 11.6 | 11.3 | 80 | 81 | 89 | S | 2 | N | 3 | N | 2 | 0 | 0 | 0 | — | |
| 22 | 56.7 | 57.5 | 56.6 | 14.0 | 19.0 | 13.6 | 19.9 | 10.5 | 10.6 | 11.4 | 10.3 | 90 | 70 | 89 | S | 3 | NW | 2 | NW | 2 | 0 | 0 | 0 | — | ≡ 2a-3p; ∞⁰ am |
| 23 | 56.9 | 56.1 | 56.0 | 12.6 | 15.0 | 14.2 | 19.9 | 11.0 | 10.1 | 11.3 | 11.5 | 93 | 89 | 96 | NW | 3 | NW | 3 | NW | 2 | 10 | 10 | 10 | — | ≡² 10p50 |
| 24 | 55.9 | 56.1 | 55.8 | 13.2 | 15.6 | 13.0 | 15.7 | 11.0 | 10.8 | 10.7 | 9.8 | 96 | 81 | 89 | N | 1 | N | 1 | N | 1 | 10 | 10 | 10 | — | ≡² 2a |
| 25 | 56.2 | 55.1 | 53.9 | 12.6 | 17.0 | 15.0 | 17.2 | 10.0 | 10.1 | 12.1 | 11.3 | 93 | 84 | 89 | C | 0 | S | 2 | S | 5 | 10 | 0 | 0 | — | ≡¹ 11p25-MN |
| 26 | 54.3 | 55.3 | 56.1 | 13.4 | 19.0 | 16.2 | 19.1 | 11.0 | 10.9 | 12.6 | 12.2 | 96 | 77 | 89 | S | 2 | S | 2 | S | 3 | 10 | 0 | 6 | — | ≡ MN-6a, ≡ ( |
| 27 | 56.1 | 57.8 | 59.8 | 15.4 | 15.6 | 14.0 | 17.1 | 12.5 | 12.5 | 12.6 | 10.6 | 96 | 96 | 99 | C | 0 | N | 3 | SW | 4 | 10 | 10 | 5 | — | ≡ MN-3p40 |
| 28 | 59.2 | 58.4 | 57.5 | 15.8 | 16.6 | 14.0 | 17.0 | 11.5 | 10.3 | 10.6 | 10.0 | 77 | 75 | 85 | S | 3 | S | 4 | S | 8 | 3 | 0 | 0 | — | |
| 29 | 55.5 | 54.6 | 54.9 | 16.4 | 16.8 | 15.0 | 17.2 | 11.0 | 10.4 | 9.9 | 9.4 | 75 | 69 | 74 | S | 5 | S | 7 | S | 6 | 0 | 0 | 0 | — | ∞ (arena o polv |
| Pro. Mit. | 57.6 | 57.4 | 57.4 | 15.3 | 16.8 | 14.2 | 17.9 | 10.9 | 10.4 | 10.8 | 10.4 | 80 | 76 | 87 | | 3.1 | | 4.4 | | 4.6 | 3.3 | 2.8 | 2.0 | 4.9 | |

Barómetro reducido a 0°C y a gravedad normal.

Barometer reduciert auf 0°C und

**A** (H = 100 m) **FEBRERO 1912** φ = 35° 25′ S λ = 71° 47′ W $h_a$ = 2.9 m

| p. a la mp. ap. eien ° Min. | Velocidad del viento Windgeschwindigkeit m/minuto 7a | 2p | 9p | km 9p-7a | 7a-2p | 2p-9p | 7a-7a | k/1h | Nubes (clase y dirección) Wolken (Art und Richtung) 7a | 2p | 9p | Agua caída Niederschlag mm 7a | 2p | 9p | Evaporación Verdunstung mm 7a | 2p | 9p | 7a-7a |
|---|---|---|---|---|---|---|---|---|---|---|---|---|---|---|---|---|---|---|
| 9.0 | 48 | 136 | 50 | 24.0 | 27.1 | 9.9 | 100.2 | 4.2 | | | | — | — | — | 1.0 | 2.4 | 2.1 | 4.4 |
| 11.5 | 26 | 48 | 99 | 11.2 | 34.0 | 15.8 | 48.2 | 2.0 | | ci-cu N | | — | — | — | 0.4 | 2.0 | 1.6 | 4.9 |
| 11.0 | 120 | **296** | 76 | 33.5 | 28.1 | 7.3 | 83.3 | 3.5 | | | | — | — | — | 0.6 | 2.6 | 2.8 | 4.2 |
| 11.0 | 48 | 46 | 39 | 21.4 | 26.0 | 21.8 | 56.8 | 2.4 | | ci N | | — | — | — | 0.7 | 1.8 | 1.6 | **6.1** |
| 14.5 | 0 | 41 | 80 | 56.5 | 46.8 | 33.2 | 104.3 | 4.3 | a-str S | a-str S | a-str S | — | — | — | 0.6 | 1.2 | 1.0 | 4.0 |
| 9.0 | 36 | 166 | 225 | 29.8 | 31.3 | 38.0 | 109.8 | 4.6 | a-cu | ci N | ni | — | — | — | 0.6 | 1.8 | 2.4 | 2.8 |
| 12.0 | 0 | 193 | 0 | 62.8 | 53.7 | 6.6 | 132.1 | 5.5 | ci-cu S | | | 8.6 | — | — | 0.4 | 1.0 | 1.6 | 4.6 |
| 8.5 | 0 | 32 | 0 | 84.3 | 34.2 | 57.4 | 144.6 | 6.0 | a-str S | a-str S | a-str S | — | — | — | 0.2 | 0.8 | 0.9 | 2.8 |
| 10.5 | 48 | 30 | 0 | 13.2 | 30.4 | 34.8 | 104.8 | 4.4 | a-cu S | ci-cu NW | | — | — | — | 0.3 | 1.2 | 1.7 | **2.0** |
| 10.0 | 83 | 0 | 0 | 36.5 | 27.5 | 12.5 | 101.7 | 4.2 | | | | — | — | — | 0.7 | 1.3 | 1.3 | 3.6 |
| 11.5 | 0 | 88 | 272 | 6.9 | 21.9 | 52.6 | 46.9 | 2.0 | a-str W | a-str NW | | — | — | — | 0.6 | 1.6 | 2.2 | 3.2 |
| 14.0 | 177 | 255 | 34 | 43.0 | 74.7 | 31.8 | 117.5 | 4.9 | a-str N | a-str N | | — | — | — | 0.8 | 1.4 | 1.0 | 4.6 |
| 10.5 | 0 | 66 | 177 | 5.7 | 40.6 | 33.3 | 112.2 | 4.7 | str-cu S | ci-cu W | | — | — | — | 0.5 | 1.3 | 1.2 | 2.9 |
| 9.5 | 0 | 98 | 0 | 13.4 | 50.3 | 27.0 | 87.3 | 3.6 | | | | — | — | — | 0.6 | 1.6 | 1.8 | 3.1 |
| 10.0 | 93 | 196 | 48 | 19.8 | 59.3 | 43.0 | 97.1 | 4.0 | | | | — | — | — | 0.4 | 1.8 | 2.1 | 3.8 |
| 13.0 | 148 | 72 | 0 | 48.4 | 44.5 | 23.7 | 150.7 | 6.3 | cu S | | | — | — | — | 0.7 | 2.0 | 1.8 | 4.6 |
| 16.0 | 0 | 45 | 134 | 25.6 | 5.1 | 25.3 | 93.8 | 3.9 | str S | | | — | — | — | 0.6 | 1.6 | 2.0 | 4.4 |
| 11.5 | 93 | 66 | 185 | 34.4 | 49.4 | 67.3 | 64.8 | 2.7 | ci-cu SW | | | — | — | — | 0.7 | 1.4 | 1.6 | 4.3 |
| 7.0 | 177 | 158 | 0 | 55.7 | 35.2 | 38.5 | **172.4** | **7.2** | | | | — | — | — | 0.8 | 2.2 | 2.2 | 3.8 |
| 8.0 | 0 | 148 | 109 | 28.1 | 49.8 | 23.5 | 101.8 | 4.2 | | | | — | — | — | 0.8 | 2.2 | 2.2 | 5.2 |
| 11.5 | 0 | 106 | 0 | 31.8 | 15.0 | 40.9 | 105.1 | 4.4 | | | | — | — | — | 0.8 | 1.8 | 1.8 | 5.2 |
| 11.5 | 36 | 28 | 0 | 12.5 | 14.9 | 12.9 | 68.4 | 2.8 | | | | — | — | — | 0.4 | 1.4 | 2.0 | 4.0 |
| 11.5 | 0 | 0 | 0 | 3.0 | 16.1 | 9.6 | **30.8** | **1.3** | | | | — | — | — | 0.7 | 1.8 | 2.0 | 4.1 |
| 11.5 | 24 | 0 | 51 | 24.6 | 15.5 | 42.0 | 50.3 | 2.1 | | | | — | — | — | 0.6 | 1.4 | 2.0 | 4.4 |
| 9.0 | 0 | 0 | 133 | 1.7 | 23.1 | 42.0 | 59.2 | 2.5 | | | | — | — | — | 0.4 | 2.0 | 1.2 | 3.8 |
| 9.5 | 0 | 44 | 31 | 11.0 | 6.2 | 40.9 | 76.1 | 3.2 | | | | — | — | — | 0.6 | 0.9 | 1.7 | 3.8 |
| 9.5 | 0 | 182 | 0 | 5.1 | 34.6 | 41.4 | 52.2 | 2.2 | cu E | fr-cu NW | | — | — | — | 0.4 | 1.5 | 1.6 | 3.0 |
| 10.0 | 36 | 71 | 104 | 23.1 | 42.4 | 12.3 | 99.1 | 4.1 | ci S | | | — | — | — | 0.4 | 1.3 | 1.8 | 3.5 |
| 10.5 | 94 | 212 | 192 | 42.9 | 39.0 | 64.8 | 97.6 | 4.1 | | | | — | — | — | 0.8 | 2.0 | 2.3 | 3.9 |
| 10.8 | 44 | 97 | 70 | 27.9 | 33.7 | 31.4 | 92.0 | 3.8 | | | | 8.6 | — | — | 17.1 | 47.3 | 51.5 | 115.0 |

**A CARRANZA** (H = 30 m) **FEBRERO 1912** φ = 35° 36′ S λ = 72° 38′ S $h_a$ —

| | | | | | | | | | | | | | | | | | | |
|---|---|---|---|---|---|---|---|---|---|---|---|---|---|---|---|---|---|---|
| | | | | | | | | | | | | — | — | — | | | | |
| | | | | | | | | | | | | — | — | — | | | | |
| | | | | | | | | | | | | — | — | — | | | | |
| | | | | | | | | | | ci-str | ci-str | — | — | — | | | | |
| | | | | | | | | | ci-cu | | | — | — | — | | | | |
| | | | | | | | | | ci-cu | | cu-ni | 0.0 | — | 0.0 | | | | |
| | | | | | | | | | | ci-cu | | 4.9 | — | — | | | | |
| | | | | | | | | | ci-cu | ci-str | | — | — | — | | | | |
| | | | | | | | | | ci-str | ci-str | | — | — | — | | | | |
| | | | | | | | | | | | | — | — | — | | | | |
| | | | | | | | | | ci-cu | ni, ci-cu | cu-ni, ni | — | — | — | | | | |
| | | | | | | | | | cu | ni, cu | ni | — | — | — | | | | |
| | | | | | | | | | ci-str | cu-ca | | — | — | — | | | | |
| | | | | | | | | | | | | — | — | — | | | | |
| | | | | | | | | | | | | — | — | — | | | | |
| | | | | | | | | | | | | — | — | — | | | | |
| | | | | | | | | | ci | ci | | — | — | — | | | | |
| | | | | | | | | | ci | | | — | — | — | | | | |
| | | | | | | | | | ci | | | — | — | — | | | | |
| | | | | | | | | | | ci-cu | | — | — | — | | | | |
| | | | | | | | | | | | | — | — | — | | | | |
| | | | | | | | | | | | | — | — | — | | | | |
| | | | | | | | | | | | | — | — | — | | | | |
| | | | | | | | | | ni | ni | ni | — | — | — | | | | |
| | | | | | | | | | ni | ni | ni | — | — | — | | | | |
| | | | | | | | | | ni | | | — | — | — | | | | |
| | | | | | | | | | ni | ci-cu | | — | — | — | | | | |
| | | | | | | | | | cu, ni | ni | ci-cu | — | — | — | | | | |
| | | | | | | | | | str-cu | | | — | — | — | | | | |
| | | | | | | | | | | | | — | — | — | | | | |
| | | | | | | | | | | | | 4.9 | — | 0.0 | | | | |

Observaciones se efectuaron según hora oficial de Chile (75° de long.)

Alle Beobachtungen nach chilenischer Einheitszeit (75° Länge).

**PUNTA TUMBES** (H = 90 m) **FEBRERO 1912** φ = 36° 36′ S λ = 73° 06′ W

| Dia / Tag | Barómetro Barometer 700 mm + | | | Temperatura del aire Lufttemperatur C° | | | | | Humedad absoluta Absolute Feuchtigkeit mm | | | Humedad relativa Relative Feuchtigkeit % | | | Dirección y fuerza del viento Richtung und Stärke des Windes 0—12 B | | | | | | Nebulosidad Bewölkung 0—10 | | | Agua caída Niederschlag mm | Nota Bemerku |
|---|---|---|---|---|---|---|---|---|---|---|---|---|---|---|---|---|---|---|---|---|---|---|---|---|---|
| | 7a | 2p | 9p | 7a | 2p | 9p | Max. | Min. | 7a | 2p | 9p | 7a | 2p | 9p | 7a | | 2p | | 9p | | 7a | 2p | 9p | 7a - 7a | |
| 1 | 57.0 | 55.6 | 55.0 | 15.4 | 16.8 | 15.0 | 18.2 | 13.6 | 10.4 | 12.8 | 11.6 | 80 | 90 | 91 | SW | 1 | SW | 3 | W | 2 | 10 | 0 | 10 | — | ≡ 9p30-MN |
| 2 | 53.2 | 53.4 | 55.3 | 17.0 | 16.2 | 14.0 | 18.0 | 10.2 | 11.5 | 10.8 | 10.6 | 80 | 79 | 90 | SE | 1 | SW | 4 | SW | 3 | 0 | 0 | 0 | — | |
| 3 | 56.6 | 55.9 | 53.0 | 14.6 | 11.4 | 14.7 | 18.9 | 9.9 | 11.3 | 8.1 | 10.1 | 91 | 81 | 82 | S | 1 | SW | 3 | SW | 2 | 0 | 0 | 0 | — | |
| 4 | 51.1 | 50.6 | 51.1 | 13.0 | 14.7 | 14.4 | 16.9 | 10.0 | 9.7 | 11.3 | 11.4 | 88 | 91 | 94 | SW | 2 | SSW | 3 | N | 2 | 0 | 8 | 10 | — | ● 9p20-MN |
| 5 | 53.2 | 53.2 | 53.4 | 13.1 | 16.0 | 13.7 | 16.7 | 11.0 | 10.7 | 11.9 | 10.1 | 96 | 88 | 87 | S | 1 | SW | 3 | SW | 2 | 5 | 4 | 0 | ? | ● MN-0a30 |
| 6 | 52.6 | 52.4 | 52.5 | 13.5 | 17.4 | 14.6 | 18.2 | 10.0 | 10.5 | 12.7 | 12.1 | 91 | 86 | 98 | SW | 2 | NW | 3 | NW | 2 | 4 | 8 | 6 | ? | ● 4p45-8p50 |
| 7 | 58.0 | 57.4 | 56.1 | 14.2 | 16.0 | 13.7 | 17.3 | 12.0 | 11.5 | 11.8 | 10.1 | 96 | 87 | 87 | W | 1 | SW | 3 | C | 0 | 4 | 8 | 0 | ? | |
| 8 | 55.0 | 55.0 | 54.4 | 14.0 | 13.6 | 15.6 | 19.0 | 11.4 | 10.6 | 9.7 | 12.6 | 90 | 85 | 96 | W | 1 | NW | 1 | C | 0 | 10 | 8 | 10 | — | ● y ≡ 9p45-11 |
| 9 | 53.9 | 55.0 | 56.3 | 15.5 | 17.7 | 14.8 | 18.0 | 13.4 | 12.7 | 12.4 | 10.6 | 97 | 82 | 85 | S | 1 | W | 3 | S | 1 | 8 | 2 | 0 | ? | ≡ MN-6a |
| 10 | 52.4 | 50.3 | 49.6 | 13.8 | 17.0 | 14.9 | 18.3 | 10.0 | 9.1 | 11.9 | 11.2 | 78 | 83 | 89 | SW | 1 | SW | 3 | SW | 3 | 0 | 0 | 0 | — | |
| 11 | 49.7 | 51.9 | 52.1 | 14.9 | 16.0 | 13.5 | 21.0 | 11.5 | 10.7 | 11.9 | 10.9 | 85 | 88 | 95 | SW | 2 | SW | 2 | N | 2 | 2 | 6 | 10 | — | ≡ 6p15-9p |
| 12 | 52.6 | 53.6 | 55.3 | 13.6 | 16.4 | 14.4 | 19.2 | 11.2 | 10.5 | 11.0 | 11.1 | 92 | 79 | 92 | NW | 2 | W | 2 | NW | 2 | 10 | 1 | 1 | — | |
| 13 | 55.3 | 55.3 | 56.2 | 14.0 | 17.5 | 14.3 | 17.9 | 12.0 | 11.1 | 12.5 | 11.0 | 94 | 84 | 92 | NE | 1 | SW | 2 | SW | 3 | 9 | 1 | 2 | — | |
| 14 | 55.5 | 54.7 | 50.3 | 15.1 | 16.6 | 14.6 | 18.0 | 11.0 | 10.6 | 12.6 | 11.5 | 83 | 90 | 93 | SE | 2 | SW | 2 | SW | 4 | 0 | 0 | 0 | — | |
| 15 | 54.1 | 53.4 | 53.6 | 13.8 | 17.4 | 15.3 | 18.3 | 12.0 | 10.7 | 13.3 | 12.6 | 92 | 90 | 97 | SW | 2 | SW | 2 | SW | 5 | 0 | 0 | 0 | — | |
| 16 | 53.9 | 55.6 | 50.4 | 14.2 | 15.6 | 13.4 | 16.2 | 10.8 | 10.7 | 12.0 | 10.7 | 90 | 91 | 94 | SW | 1 | SW | 5 | SW | 5 | 0 | 0 | 0 | — | |
| 17 | 57.7 | 52.6 | 54.4 | 12.5 | 16.0 | 12.8 | 16.6 | 9.8 | 10.1 | 12.1 | 10.2 | 94 | 89 | 94 | SW | 3 | SW | 3 | SW | 1 | 2 | 0 | 0 | — | |
| 18 | 55.0 | 55.2 | 57.9 | 13.8 | 14.6 | 12.4 | 17.0 | 10.2 | 9.6 | 11.3 | 10.7 | 82 | 91 | 00 | SW | 1 | SW | 3 | SW | 4 | 0 | 0 | 0 | — | |
| 19 | **58.3** | 55.3 | 55.3 | 12.0 | 16.3 | 14.7 | 18.3 | **8.5** | **8.0** | 12.6 | 10.3 | 76 | 92 | 83 | SW | 1 | SW | 4 | SW | 3 | 2 | 0 | 0 | — | |
| 20 | 54.1 | 51.5 | 50.4 | 15.4 | 19.4 | 16.4 | 21.0 | 11.2 | 10.8 | **13.9** | **13.9** | 83 | 83 | 00 | SW | 1 | SW | 4 | SW | 3 | 0 | 0 | 0 | — | |
| 21 | 50.4 | 50.9 | 53.2 | 16.5 | 19.7 | 13.2 | 21.6 | 11.2 | 10.4 | 13.5 | 9.2 | **74** | 80 | 82 | S | 2 | SE | 3 | E | 1 | 0 | 0 | 0 | — | ≡ 4p50-MN |
| 22 | 52.7 | 52.2 | 52.5 | 14.9 | 16.4 | 15.0 | **22.0** | 10.6 | 10.7 | 11.8 | 11.3 | 85 | 85 | 89 | S | 1 | SW | 3 | SW | 3 | 0 | 0 | 0 | — | ≡ MN-5a30 |
| 23 | 51.1 | 52.3 | 51.3 | 16.0 | 14.2 | 11.0 | 20.9 | 9.9 | 11.2 | 10.9 | 9.2 | 83 | 92 | 94 | SW | 1 | NE | 1 | N | 1 | 0 | 10 | 10 | — | ≡ 9a-MN |
| 24 | 51.0 | 51.4 | 51.2 | 11.0 | 13.8 | 11.8 | 15.0 | 9.8 | 9.7 | 10.7 | 10.1 | 99 | 92 | 98 | NE | 1 | NE | 1 | NE | 1 | 10 | 10 | 10 | — | ≡ MN-MN |
| 25 | 51.5 | 50.2 | **49.5** | 13.0 | 17.0 | 15.0 | 17.7 | 9.3 | 11.2 | 13.0 | 12.6 | 00 | 90 | 99 | NE | 1 | SW | 2 | W | 2 | 6 | 2 | 10 | — | ≡ MN-MN |
| 26 | 49.9 | 50.7 | 51.2 | 13.0 | 16.0 | 14.9 | 17.5 | 11.3 | 11.2 | 12.7 | 12.3 | 00 | 93 | 98 | S | 1 | SW | 2 | C | 0 | 10 | 9 | 10 | — | ≡ MN-MN |
| 27 | 52.4 | 52.3 | 55.1 | 14.2 | 14.8 | 12.7 | 18.3 | 11.0 | 11.8 | 10.9 | 10.0 | 98 | 87 | 92 | W | 1 | SW | 3 | SW | 3 | 10 | 9 | 3 | — | ≡ MN-11a30 |
| 28 | 55.2 | 53.7 | 53.6 | 13.0 | 15.6 | 13.6 | 16.8 | 10.8 | 9.8 | 12.0 | 10.5 | 89 | 91 | 92 | SW | 2 | NW | 4 | SW | 3 | 2 | 0 | 0 | — | |
| 29 | 52.0 | 50.9 | 51.4 | 13.9 | 18.3 | 15.0 | 18.9 | 10.7 | 10.5 | 13.5 | 10.9 | 90 | 86 | 86 | SSW | 3 | SW | 4 | SW | 5 | 0 | 0 | 0 | — | |
| Pro. Mit. | 53.6 | 53.2 | 53.2 | 14.1 | 16.2 | 14.1 | 18.3 | 10.8 | 10.6 | 11.9 | 11.0 | 89 | 87 | 92 | | 1.4 | | 2.8 | | 2.0 | 3.6 | 3.0 | 3.1 | ? | |

**CONCEPCION** (H = 15 m) **FEBRERO 1912** φ = 36° 50′ S λ = 73° 03′ W

| | | | | | | | | | | | | | | | | | | | | | | | | | |
|---|---|---|---|---|---|---|---|---|---|---|---|---|---|---|---|---|---|---|---|---|---|---|---|---|---|
| 1 | 63.4 | 61.7 | 60.7 | 15.0 | 21.8 | 17.2 | 22.2 | 12.0 | 9.9 | 11.2 | 13.0 | 78 | 58 | 89 | C | 0 | S | 2 | C | 0 | 0 | 0 | 0 | — | |
| 2 | 60.6 | 60.7 | 62.3 | 13.0 | 21.0 | 15.2 | 22.0 | 10.0 | 7.7 | 7.9 | 8.9 | 69 | 43 | 69 | C | 0 | S | 5 | S | 1 | 1 | 0 | 0 | — | |
| 3 | 62.9 | 61.8 | 60.3 | 14.0 | 22.0 | 14.8 | 22.5 | 12.5 | **3.4** | 9.2 | 10.3 | 28 | 47 | 82 | C | 0 | S | 1 | C | 0 | 0 | 0 | 0 | — | |
| 4 | 58.4 | 58.2 | 58.2 | 13.8 | 19.3 | 15.5 | 21.2 | 9.4 | 5.1 | 9.3 | 11.2 | 43 | 56 | 88 | C | 0 | S | 2 | C | 0 | 0 | 0 | 0 | — | ▷ an |
| 5 | 59.3 | 60.6 | 61.1 | 15.5 | 20.0 | 15.0 | 20.4 | 12.0 | 10.2 | 7.7 | 9.0 | 77 | 44 | 71 | C | 0 | SW | 2 | C | 0 | 1 | 1 | 0 | — | |
| 6 | 59.3 | 58.9 | 59.7 | 14.0 | 19.0 | 15.2 | 19.8 | 8.2 | 9.7 | 10.0 | 12.2 | 81 | 61 | 95 | NW | 1 | N | 5 | N | 1 | 5 | 9 | 10 | — | ● 5p10-8p20 |
| 7 | 64.9 | **65.1** | 63.4 | 15.0 | 19.8 | 14.2 | 20.5 | 11.5 | 11.7 | 7.8 | 8.2 | 92 | 45 | 68 | C | 0 | WSW | 4 | C | 0 | 4 | 8 | 1 | 12.2 | |
| 8 | 62.1 | 61.2 | 61.2 | 14.2 | 21.2 | 15.0 | 21.6 | 11.0 | 9.4 | 11.0 | 11.4 | 78 | 59 | 90 | NW | 1 | SW | 3 | C | 0 | 8 | 7 | 0 | — | |
| 9 | 60.5 | 61.2 | 62.3 | 17.0 | 21.4 | 16.0 | 22.0 | 16.0 | 11.2 | 9.4 | 10.7 | 78 | 50 | 79 | C | 0 | S | 5 | S | 2 | 5 | 0 | 2 | — | |
| 10 | 59.3 | 56.3 | 57.0 | 12.2 | 26.6 | 17.2 | 27.7 | 9.4 | 7.9 | 9.7 | 11.4 | 74 | 37 | 78 | C | 0 | S | 3 | C | 0 | 0 | 0 | 0 | — | ▷ an |
| 11 | 57.7 | 57.5 | 58.2 | 13.0 | 24.6 | 14.0 | 25.4 | 9.2 | 10.2 | 10.1 | 10.9 | 91 | 44 | 92 | C | 0 | SSW | 2 | C | 0 | 4 | 5 | 9 | — | |
| 12 | 59.1 | 60.0 | 61.3 | 14.2 | 19.2 | 14.8 | 20.4 | 13.8 | 11.1 | 9.6 | 10.5 | 92 | 58 | 84 | N | 1 | NW | 2 | C | 0 | 10 | 1 | 0 | — | |
| 13 | 62.0 | 62.0 | 62.5 | 15.4 | 21.8 | 15.8 | 22.0 | 12.4 | 10.7 | 9.1 | 9.5 | 82 | 47 | 71 | C | 0 | S | 5 | S | 2 | 3 | 8 | 3 | — | |
| 14 | 63.1 | 61.2 | 61.3 | 13.4 | 22.4 | 16.4 | 23.8 | 9.2 | 8.2 | 10.4 | 12.0 | 71 | 51 | 86 | C | 0 | S | 4 | S | 1 | 0 | 0 | 4 | — | ▷▷ an |
| 15 | 61.0 | 59.9 | 60.8 | 14.2 | 25.2 | 18.2 | 26.8 | 11.2 | 10.3 | 11.5 | 10.4 | 86 | 48 | 66 | C | 0 | S | 5 | C | 0 | 0 | 0 | 0 | — | ▷ an |
| 16 | 60.2 | 56.4 | 57.4 | 14.4 | 23.6 | 14.2 | 25.0 | 11.2 | 10.0 | 8.7 | 7.5 | 82 | 40 | 62 | C | 0 | S | 4 | C | 0 | 0 | 0 | 0 | — | |
| 17 | 59.1 | 59.0 | 60.0 | 14.2 | 22.4 | 14.8 | 23.2 | 10.6 | 8.4 | 10.6 | 10.3 | 70 | 53 | 82 | C | 0 | S | 4 | C | 0 | 4 | 0 | 0 | — | |
| 18 | 61.5 | 61.2 | 63.5 | 11.0 | 20.8 | 14.8 | 21.2 | 9.8 | 8.0 | 9.6 | 6.8 | 82 | 52 | 54 | S | 1 | S | 6 | C | 0 | 0 | 0 | 0 | — | |
| 19 | 64.8 | 60.9 | 58.5 | 12.8 | 26.8 | 14.8 | 27.0 | 9.4 | 6.3 | 5.8 | 9.1 | 57 | **22** | 72 | S | 1 | S | 5 | C | 0 | 2 | 0 | 0 | — | |
| 20 | 59.7 | **55.8** | 57.1 | 20.2 | 30.4 | 20.0 | **32.4** | 11.5 | 6.4 | 9.2 | 10.5 | 36 | 28 | 60 | S | 2 | S | 4 | S | 1 | 0 | 0 | 0 | — | |
| 21 | 56.8 | 56.7 | 57.7 | 22.4 | 30.6 | 15.0 | 31.0 | 14.8 | 11.8 | **13.7** | 11.7 | 58 | 42 | 92 | S | 2 | SW | 3 | N | 1 | 0 | 0 | 0 | — | |
| 22 | 59.0 | 57.8 | 58.2 | 18.8 | 27.8 | 17.8 | 28.5 | 11.5 | 10.3 | 12.6 | 11.6 | 64 | 45 | 76 | S | 1 | S | 3 | C | 0 | 0 | 0 | 0 | — | ▷▷ an |
| 23 | 57.9 | 57.8 | 57.4 | 13.0 | 20.4 | 12.0 | 23.0 | **7.8** | 9.0 | 10.6 | 9.5 | 81 | 59 | 91 | C | 0 | N | 3 | N | 1 | 0 | 5 | 0 | — | ▷ an |
| 24 | 57.8 | 57.7 | 57.9 | 10.8 | 18.4 | 12.8 | 18.8 | 10.0 | 9.0 | 10.5 | 10.1 | 93 | 67 | 91 | C | 0 | N | 3 | C | 0 | 10 | 8 | 9 | — | ≡ an |
| 25 | 57.7 | 56.9 | 56.7 | 12.2 | 22.4 | 16.8 | 23.2 | 11.2 | 10.1 | 11.8 | 11.8 | 95 | 58 | 83 | C | 0 | WSW | 3 | C | 0 | 5 | 3 | 0 | — | |
| 26 | 56.2 | 56.2 | 57.2 | 13.6 | 22.5 | 16.8 | 24.5 | 11.0 | 11.1 | 13.1 | 11.8 | **96** | 65 | 83 | C | 0 | WSW | 3 | C | 0 | 10 | 4 | 6 | — | |
| 27 | 57.0 | 58.8 | 61.3 | 16.2 | 18.4 | 12.8 | 22.0 | 11.4 | 12.7 | 11.6 | 10.1 | 92 | 73 | 91 | C | 0 | WSW | 5 | SW | 1 | 9 | 10 | 3 | — | |
| 28 | 61.9 | 59.8 | 60.2 | 14.0 | 22.8 | 14.2 | 23.5 | 12.5 | 11.3 | 11.6 | 9.4 | 95 | 56 | 78 | C | 0 | S | 3 | C | 0 | 0 | 0 | 0 | — | |
| 29 | 59.2 | 56.9 | 58.2 | 12.0 | 27.6 | 18.0 | 29.5 | 9.0 | 9.5 | 10.3 | 8.7 | 91 | 37 | 56 | S | 1 | S | 2 | C | 0 | 0 | 0 | 0 | — | |
| Pro. Mit. | 60.1 | 59.2 | 59.7 | 14.5 | 22.8 | 15.5 | 23.8 | 11.0 | 9.3 | 10.1 | 10.3 | 76 | 50 | 79 | | 0.4 | | 3.5 | | 0.4 | 2.8 | 2.4 | 1.6 | 12.2 | |

Barómetro reducido a 0°C y a gravedad normal.

Barometer reduciert auf 0°C und

**A TUMBES** (H = 90 m) **FEBRERO 1912** φ = 36° 36′ S λ = 73° 06′ W $h_a$ = --

| a la np. p. ien. | Velocidad del viento (Windgeschwindigkeit) m minuto | | | km | | | | | Nubes (clase y dirección) (Wolken (Art und Richtung) | | | Agua caída (Niederschlag) mm | | | Evaporación (Verdunstung) mm | | | |
|---|---|---|---|---|---|---|---|---|---|---|---|---|---|---|---|---|---|---|
| Min. | 7a | 2p | 9p | 9p-7a | 7a-2p | 2p-9p | 7a-7a | k 1h | 7a | 2p | 9p | 7a | 2p | 9p | 7a | 2p | 9p | 7a-7a |
| | | | | | | | | | str | | str | — | — | — | | | | |
| | | | | | | | | | | | | — | — | — | | | | |
| | | | | | | | | | | | | — | — | — | | | | |
| | | | | | | | | | | a-cu SW | ni N | — | — | — | | | | |
| | | | | | | | | | ci S | ci-cu SW | | ? | — | — | | | | |
| | | | | | | | | | ci | ci-str | ci-cu | — | — | ? | | | | |
| | | | | | | | | | cu | ci-str | | — | — | — | | | | |
| | | | | | | | | | ci-str | ci-str | str | — | — | — | | | | |
| | | | | | | | | | fr-str W | ci SW | | ? | — | — | | | | |
| | | | | | | | | | | | | — | — | — | | | | |
| | | | | | | | | | ci | ci | fr-ni | — | — | — | | | | |
| | | | | | | | | | str N | ci-cu W | ci-cu | — | — | — | | | | |
| | | | | | | | | | str SW | ci | ci | — | — | — | | | | |
| | | | | | | | | | | | | — | — | — | | | | |
| | | | | | | | | | | | | — | — | — | | | | |
| | | | | | | | | | | | | — | — | — | | | | |
| | | | | | | | | | | | | — | — | — | | | | |
| | | | | | | | | | ci | | ci-cu | — | — | — | | | | |
| | | | | | | | | | | | | — | — | — | | | | |
| | | | | | | | | | ci | | | — | — | — | | | | |
| | | | | | | | | | | | | — | — | — | | | | |
| | | | | | | | | | | | | — | — | — | | | | |
| | | | | | | | | | | | | — | — | — | | | | |
| | | | | | | | | | | str NE | str. | — | — | — | | | | |
| | | | | | | | | | str NE | str | str NE | — | — | — | | | | |
| | | | | | | | | | fr-str NE | fr-str | str | — | — | — | | | | |
| | | | | | | | | | str S | str SW | str | — | — | — | | | | |
| | | | | | | | | | str SW | str SW | | — | — | — | | | | |
| | | | | | | | | | | ci | | — | — | — | | | | |
| | | | | | | | | | | | | — | — | — | | | | |
| | | | | | | | | | | | | — | — | — | | | | |
| | | | | | | | | | | | | ? | ? | ? | | | | |

**EPCION** (H = 15 m) **FEBRERO 1912** φ = 36° 50′ S λ = 73° 03′ W $h_a$ = 15 m

| | | | | | | | | | | | | | | | | | | |
|---|---|---|---|---|---|---|---|---|---|---|---|---|---|---|---|---|---|---|
| 0 | 120 | 0 | 15.4 | 86.2 | 72.8 | 115.1 | 4.8 | | | | — | — | — | 0.2 | 3.0 | 2.7 | 5.5 |
| 0 | 350 | 35 | 12.8 | 124.6 | 165.6 | 171.8 | 7.2 | fr-cu | | | — | — | — | 0.1 | 1.4 | 3.0 | 5.8 |
| 20 | 45 | 0 | 52.0 | 32.2 | 33.0 | **342.2** | **14.3** | | | | — | — | — | 0.2 | 4.3 | 3.8 | 4.6 |
| 0 | 100 | 0 | 17.1 | 61.6 | 79.3 | 82.3 | 3.4 | | | | — | — | — | 0.2 | 2.3 | 1.8 | 8.3 |
| 20 | 140 | 25 | 21.8 | 80.9 | 58.1 | 162.7 | 6.8 | str | | | — | — | — | 0.2 | 2.6 | 2.2 | 4.3 |
| 55 | 350 | 75 | 29.0 | 106.4 | 69.5 | 168.0 | 7.0 | str-cu | ni | ni | — | — | 12.2 | 0.1 | 2.3 | 0.4 | 4.9 |
| 20 | 265 | 0 | 51.4 | 45.1 | 88.7 | 227.3 | 9.5 | str | ci-cu | str | — | — | — | 0.0 | 2.1 | 2.3 | 2.7 |
| 30 | 165 | 0 | 49.1 | 51.8 | 33.5 | 182.9 | 7.6 | a-str | str-cu | | — | — | — | 0.1 | 0.4 | 1.2 | 4.5 |
| 0 | 300 | 100 | 10.4 | 85.7 | 103.3 | 95.7 | 4.0 | cu | | str-cu | — | — | — | 0.2 | 2.5 | 4.5 | **1.8** |
| 0 | 170 | 0 | 71.7 | 71.7 | 53.5 | 260.7 | 10.9 | | | | — | — | — | 0.2 | 4.1 | 1.8 | 7.2 |
| 0 | 150 | 20 | 34.9 | 48.6 | 93.1 | 160.1 | 6.7 | str | ci-cu | | — | — | — | 0.1 | 2.8 | 2.2 | 6.0 |
| 90 | 140 | 15 | 38.2 | 71.7 | 47.6 | 179.9 | 7.5 | str | str | | — | — | — | 0.1 | 1.4 | 4.5 | 5.1 |
| 0 | 300 | 150 | 17.7 | 77.0 | 83.7 | 137.0 | 5.7 | str | a-str | str | — | — | — | 0.2 | 4.3 | 2.6 | 6.1 |
| 0 | 285 | 70 | 33.9 | 72.8 | 62.6 | 194.6 | 8.1 | | | str | — | — | — | 0.1 | 3.2 | 2.9 | 7.0 |
| 20 | 350 | 0 | 16.6 | 74.9 | 65.9 | 152.0 | 6.3 | | | | — | — | — | 0.2 | 3.6 | 1.4 | 6.3 |
| 20 | 285 | 0 | 28.7 | 78.6 | 79.4 | 169.5 | 7.1 | | | | — | — | — | 0.1 | 3.8 | 2.7 | 5.1 |
| 25 | 280 | 0 | 18.5 | 94.2 | 85.2 | 176.5 | 7.4 | a-str | | | — | — | — | 0.2 | 3.3 | 2.3 | 6.7 |
| 30 | **380** | 0 | 26.0 | 65.8 | 113.1 | 205.4 | 8.6 | | | | — | — | — | 0.1 | 4.8 | 3.8 | 5.7 |
| 100 | 310 | 0 | 13.4 | 97.2 | 20.0 | 192.3 | 8.0 | a-str | | | — | — | — | 0.3 | 3.0 | 2.8 | **8.9** |
| 120 | 265 | 35 | 5.9 | 71.8 | 27.6 | 123.1 | 5.1 | | | | — | — | — | 0.3 | 3.2 | 2.8 | 6.1 |
| 150 | 220 | 75 | 28.8 | 85.5 | 57.4 | 128.2 | 5.3 | | | | — | — | — | 0.2 | 3.4 | 2.4 | 6.2 |
| 70 | 200 | 0 | 16.9 | 81.1 | 62.7 | 159.8 | 6.7 | | | | — | — | — | 0.1 | 2.8 | 2.7 | 5.9 |
| 0 | 175 | 35 | 17.5 | 58.0 | 75.8 | 161.3 | 6.7 | | str | | — | — | — | 0.1 | 3.0 | 2.0 | 5.6 |
| 0 | 175 | 0 | 20.8 | 50.1 | 54.6 | 154.6 | 6.4 | str | str | str | — | — | — | 0.1 | 2.6 | 1.8 | 5.1 |
| 0 | 220 | 0 | 16.4 | 52.2 | 40.9 | 121.1 | 5.0 | str | ci-cu | | — | — | — | 0.1 | 2.4 | 1.8 | 4.5 |
| 20 | 185 | 0 | 20.0 | 83.9 | 40.9 | 113.1 | 4.7 | str-cu | fr-cu | fr-cu | — | — | — | 0.1 | 2.4 | 1.2 | 4.3 |
| 20 | 300 | 70 | 9.4 | 74.9 | 40.7 | 134.2 | 5.6 | ci-cu | str-cu | ci-str | — | — | — | 0.0 | 2.3 | 1.4 | 3.6 |
| 0 | 170 | 0 | 15.3 | 48.8 | 20.0 | 130.9 | 5.5 | | | | — | — | — | 0.1 | 2.4 | 1.2 | 3.8 |
| 30 | 155 | 0 | 7.7 | 92.7 | 55.9 | **76.5** | **3.2** | | | | — | — | — | 0.0 | 3.2 | 3.8 | 3.6 |
| 29 | 226 | 24 | 24.7 | 73.3 | 65.0 | 161.3 | 6.7 | | | | — | — | 12.2 | 4.0 | 82.9 | 70.0 | 155.2 |

ervaciones se efectuaron según hora oficial de Chile (75° de long.)

Allen Beobachtungen nach chilenischer Einheitszeit (75° Länge).

## CONTULMO (H = 50 m) — FEBRERO 1912 — φ = 38° 02′ S — λ = 73° 12′ W — $C_g$ =

| Día / Tag | Barómetro Barometer 700 mm + | | | Temperatura del aire Lufttemperatur °C | | | | | Humedad absoluta Absolute Feuchtigkeit mm | | | Humedad relativa Relative Feuchtigkeit % | | | Dirección y fuerza del viento Richtung und Stärke des Windes 0—12 B | | | | | | Nebulosidad Bewölkung 0—10 | | | Agua caída Niederschlag mm | Notas Bemerkunge |
|---|---|---|---|---|---|---|---|---|---|---|---|---|---|---|---|---|---|---|---|---|---|---|---|---|
| | 7a | 2p | 9p | 7a | 2p | 9p | Max. | Min. | 7a | 2p | 9p | 7a | 2p | 9p | 7a | | 2p | | 9p | | 7a | 2p | 9p | 7a-7a | |
| 1 | 62.1 | 61.0 | 60.2 | 13.7 | 23.8 | 16.9 | 26.4 | 10.2 | 9.6 | 14.4 | 13.1 | 82 | 66 | 92 | S | 1 | W | 3 | W | 1 | 4 | 4 | 9 | — | ☂ |
| 2 | 59.6 | 60.3 | 61.7 | 15.0 | 19.8 | 9.8 | 22.6 | 9.4 | 10.1 | 10.6 | 8.3 | 80 | 61 | 92 | S | 1 | S | 5 | S | 1 | 6 | 6 | 2 | — | ☂ |
| 3 | 62.8 | 61.5 | 60.6 | 11.7 | 22.7 | 11.3 | 25.0 | 7.2 | 9.2 | 12.5 | 9.1 | 91 | 61 | 92 | S | 1 | S | 5 | S | 3 | 8 | 1 | 0 | — | ☂ |
| 4 | 57.8 | 56.7 | 56.3 | 13.1 | 20.6 | 15.1 | 22.0 | 6.5 | 8.6 | 11.2 | 11.8 | 77 | 62 | 92 | W | 1 | W | 5 | N | 1 | 1 | 9 | 10 | — | ● 4p50-8p |
| 5 | 59.0 | 58.5 | 59.0 | 12.9 | 19.8 | 9.7 | 21.0 | 9.4 | 10.0 | 6.9 | 8.5 | 91 | 40 | 95 | W | 1 | S | 3 | S | 1 | 5 | 2 | 0 | **16.3** | |
| 6 | 56.9 | **54.5** | 56.5 | 14.0 | 15.3 | 14.7 | 20.2 | 9.0 | 9.2 | 11.8 | 10.5 | 78 | 91 | 85 | W | 1 | NW | 5 | W | 3 | 8 | 10 | 6 | — | ● 1p25-6p50, 10 |
| 7 | 62.8 | 63.4 | 61.3 | 12.7 | 19.4 | 12.7 | 22.2 | 11.8 | 9.9 | 6.9 | 10.0 | 91 | 41 | 92 | S | 1 | S | 5 | S | 1 | 2 | 3 | 8 | 13.4 | ● MN-4a; ⊕ 4p |
| 8 | 58.8 | 58.8 | 58.9 | 15.1 | 17.4 | 16.4 | 19.4 | 14.2 | 10.4 | 12.5 | 13.3 | 82 | 85 | 96 | W | 3 | NW | 5 | NW | 5 | 10 | 10 | 10 | 11.3 | ● 5p-MN |
| 9 | 59.2 | 61.0 | 63.1 | 15.9 | 20.2 | 12.6 | 23.0 | 12.4 | 12.3 | 7.7 | 8.2 | 91 | 44 | 76 | W | 1 | S | 5 | S | 3 | 6 | 3 | 0 | 0.9 | ● MN-4a |
| 10 | 60.8 | 56.0 | 57.6 | 13.4 | 27.3 | 12.8 | 30.1 | 10.0 | 8.3 | 8.4 | 10.5 | 73 | 32 | 96 | S | 5 | SW | 1 | C | 0 | 0 | 3 | 0 | — | |
| 11 | 56.8 | 56.7 | 56.9 | 12.0 | 24.0 | 12.1 | 26.6 | 8.0 | 10.1 | 7.9 | 9.8 | **97** | 35 | 94 | NW | 1 | NW | 3 | NW | 1 | 1 | 4 | 0 | — | ☂ |
| 12 | 57.8 | 58.5 | 59.6 | 13.2 | 22.7 | 13.8 | 24.4 | 9.8 | 9.7 | 11.3 | 10.2 | 87 | 55 | 87 | NW | 1 | NW | 3 | NW | 3 | 9 | 5 | 10 | — | ☂; ⊕ 4p |
| 13 | 60.8 | 61.1 | 62.3 | 14.3 | 20.4 | 11.7 | 22.5 | 11.6 | 11.0 | 11.4 | 9.4 | 92 | 64 | 93 | SW | 1 | SW | 5 | SW | 1 | 6 | 3 | 0 | 0.6 | ● 3a-5a; ⊕ 3p |
| 14 | 62.1 | 60.9 | 61.5 | 12.4 | 23.5 | 13.7 | 26.0 | 8.8 | 9.6 | 12.0 | 10.5 | 90 | 56 | 91 | S | 3 | S | 3 | S | 1 | 8 | 2 | 0 | — | ☂ |
| 15 | 62.6 | 61.5 | 62.1 | 11.8 | 23.5 | 16.9 | 28.0 | 9.2 | 9.7 | 12.6 | 11.8 | 95 | 59 | 83 | S | 1 | S | 3 | S | 1 | 0 | 1 | 10 | — | ☂ |
| 16 | 62.6 | 58.7 | 58.6 | 12.6 | 25.7 | 10.9 | 28.0 | 9.2 | 5.8 | 9.1 | 9.0 | 53 | 38 | 93 | S | 5 | SW | 3 | SW | 1 | 0 | 1 | 0 | — | ☂ |
| 17 | 60.3 | 60.5 | 62.4 | 10.1 | 19.7 | 11.0 | 26.2 | 7.6 | 7.6 | 10.8 | 8.3 | 82 | 63 | 85 | W | 1 | SW | 5 | S | 1 | 4 | 8 | 0 | — | ☂ |
| 18 | 62.8 | 62.6 | 66.0 | 10.2 | 17.7 | 8.9 | 20.8 | **6.2** | 7.4 | 10.5 | 7.2 | 79 | 69 | 86 | S | 1 | S | 3 | S | 1 | 3 | 10 | 0 | — | ☂ ≡ 2p; ☂ |
| 19 | **67.4** | 64.5 | 65.4 | 8.3 | 24.4 | 11.8 | 24.8 | 7.4 | 6.3 | **4.0** | 8.3 | 77 | **18** | 81 | S | 3 | S | 5 | S | 1 | 0 | 0 | 0 | 0.5 | |
| 20 | 64.1 | 60.0 | 61.6 | 15.0 | 31.1 | 14.2 | 31.2 | 10.8 | 6.3 | 9.3 | 10.3 | 50 | 28 | 86 | S | 3 | S | 3 | S | 1 | 0 | 0 | 0 | — | ☂ |
| 21 | 61.1 | 57.6 | 60.5 | 18.8 | 32.2 | 17.8 | **32.6** | 14.0 | 10.8 | **14.8** | 11.3 | 67 | 41 | 74 | S | 1 | S | 3 | S | 3 | 0 | 0 | 0 | — | |
| 22 | 60.9 | 59.6 | 60.3 | 17.6 | 26.6 | 11.7 | 29.2 | 11.6 | 10.7 | 13.2 | 9.2 | 71 | 51 | 91 | S | 1 | NW | 5 | S | 1 | 0 | 0 | 0 | — | ☂ |
| 23 | 58.4 | 57.1 | 58.3 | 14.9 | 29.4 | 12.3 | 29.8 | 9.9 | 8.6 | 12.6 | 10.3 | 68 | 41 | **97** | S | 1 | SW | 3 | S | 1 | 0 | 0 | 0 | — | ☂ |
| 24 | 57.5 | 56.8 | 58.1 | 10.6 | 26.3 | 13.8 | 27.0 | 8.0 | 8.7 | 13.5 | 10.7 | 92 | 54 | 92 | S | 1 | W | 3 | W | 1 | 0 | 0 | 0 | — | ☂ |
| 25 | 58.1 | 57.1 | 56.7 | 13.5 | 27.4 | 14.0 | 28.0 | 13.0 | 10.3 | 12.2 | 11.0 | 90 | 44 | 93 | S | 1 | NW | 3 | NW | 1 | 0 | 0 | 0 | — | ☂ |
| 26 | 56.1 | 56.2 | 57.8 | 14.6 | 24.5 | 16.9 | 26.2 | 11.6 | 10.7 | 11.9 | 13.3 | 87 | 52 | 93 | NW | 1 | NW | 3 | NW | 1 | 9 | 4 | 8 | — | ☂ |
| 27 | 58.0 | 58.5 | 61.3 | 17.3 | 17.0 | 12.6 | 28.2 | 12.0 | 11.6 | 11.8 | 10.3 | 79 | 82 | 96 | E | 3 | S | 3 | S | 1 | 6 | 10 | 10 | — | ● 1p20-4p40; ⌐ |
| 28 | 62.2 | 61.1 | 61.4 | 12.1 | 23.8 | 11.5 | 26.6 | 10.0 | 9.6 | 12.4 | 9.2 | 92 | 57 | 92 | SE | 1 | SE | 3 | S | 1 | 0 | 1 | 0 | 4.1 | ☂ |
| 29 | 61.0 | 59.4 | 61.0 | 14.8 | 27.9 | 16.4 | 28.0 | 11.0 | 8.4 | 12.0 | 10.3 | 67 | 43 | 74 | SE | 5 | SW | 4 | S | 1 | 0 | 0 | 0 | — | ☂ |
| **Pro. Mit.** | 60.4 | 59.3 | 60.2 | 13.5 | 23.2 | 13.2 | 25.7 | 10.0 | 9.3 | 11.0 | 10.1 | 81 | 53 | 89 | | 1.8 | | 3.7 | | 1.4 | 3.3 | 3.4 | 2.9 | 47.1 | |

## ISLA MOCHA (W) (H = 20 m) — FEBRERO 1912 — φ = 38° 21′ S — λ = 73° 58′ W — $C_g$

| | | | | | | | | | | | | | | | | | | | | | | | | | |
|---|---|---|---|---|---|---|---|---|---|---|---|---|---|---|---|---|---|---|---|---|---|---|---|---|---|
| 1 | 63.3 | 63.4 | 62.6 | 15.1 | 16.2 | 15.3 | 17.9 | 12.7 | 9.9 | 10.7 | 11.0 | 77 | 78 | 85 | N | 1 | N | 1 | S | 1 | 10 | 10 | 10 | — | |
| 2 | 61.6 | 63.0 | 63.3 | 15.2 | 16.8 | 15.1 | 18.0 | 12.0 | 12.2 | **12.6** | 10.0 | 94 | 89 | 78 | SW | 1 | SW | 1 | SW | 1 | 6 | 2 | 10 | — | |
| 3 | 65.3 | 65.9 | 63.5 | 15.1 | 15.3 | 14.3 | 16.3 | 11.9 | 8.7 | 9.8 | 10.2 | 68 | 76 | 85 | S | 1 | SE | 1 | S | 1 | 5 | 2 | 0 | — | |
| 4 | 58.1 | 57.3 | 58.6 | 14.8 | 15.8 | 15.0 | 16.8 | **10.0** | 10.3 | 11.9 | 8.6 | 83 | 89 | 68 | S | 1 | N | 1 | N | 1 | 8 | 10 | 10 | — | ● 0 3p5-6p |
| 5 | 60.3 | 60.9 | 60.6 | 14.1 | 16.0 | 12.8 | 17.5 | 10.7 | 9.2 | 9.4 | 9.8 | 77 | 69 | 90 | S | 1 | SW | 1 | S | 1 | 10 | 5 | 0 | 2.6 | |
| 6 | 56.4 | **53.9** | 58.3 | 14.6 | 15.0 | 14.4 | 16.1 | 12.0 | 10.6 | 10.5 | 10.3 | 90 | 83 | 85 | N | 3 | N | 4 | N | 2 | 10 | 10 | 10 | — | ● 11a15-11a50; ( |
| 7 | 64.7 | 65.8 | 63.4 | 14.0 | 16.0 | 15.0 | 17.3 | 10.2 | 9.2 | 9.4 | 9.4 | 78 | 69 | 74 | SE | 1 | NW | 1 | N | 1 | 5 | 5 | 10 | **4.9** | |
| 8 | 59.7 | 59.6 | 59.9 | 15.6 | 15.8 | 15.0 | 16.0 | 12.0 | 12.0 | 12.2 | 9.9 | 91 | 91 | 78 | N | 2 | N | 3 | N | 2 | 10 | 10 | 10 | — | ● 10a10-11a55; ≡ |
| 9 | 60.6 | 62.9 | 66.2 | 14.1 | 16.1 | 13.6 | 17.4 | 12.1 | 10.5 | 9.4 | 10.5 | 88 | 69 | 92 | SW | 1 | SW | 1 | S | 1 | 10 | 0 | 0 | 3.3 | |
| 10 | 63.7 | 60.5 | 60.0 | 13.7 | 14.7 | 14.1 | 15.0 | 12.0 | 10.2 | 10.4 | 10.5 | 88 | 84 | 88 | S | 3 | S | 2 | S | 3 | 0 | 0 | 0 | — | |
| 11 | 59.2 | 59.9 | 59.3 | 14.0 | 14.1 | 14.0 | 15.3 | 11.0 | 8.1 | 9.2 | 10.6 | 68 | 77 | 90 | S | 2 | S | 2 | S | 2 | 0 | 0 | 0 | — | |
| 12 | 59.8 | 59.8 | 61.1 | 14.5 | 16.3 | 14.1 | 16.3 | 11.0 | 10.2 | 10.2 | 9.3 | 84 | 74 | 78 | SW | 1 | N | 2 | S | 1 | 10 | 5 | 10 | — | ● 0 y ≡² 8p40-M |
| 13 | 63.3 | 63.8 | 63.9 | 13.0 | 17.4 | 15.0 | 17.6 | **10.0** | 8.7 | 11.2 | 11.0 | 78 | 76 | 87 | SE | 1 | NW | 1 | S | 1 | 10 | 8 | 10 | 0.6 | ∞ 7p20-MN |
| 14 | 64.3 | 63.8 | 64.0 | 14.8 | 17.2 | 15.1 | 18.0 | 11.0 | 10.1 | 12.1 | 10.2 | 81 | 83 | 80 | NW | 1 | SW | 1 | S | 1 | 10 | 2 | 0 | — | ● 0 8a40-10a5; α |
| 15 | 63.3 | 62.0 | 63.5 | 15.0 | 18.0 | 14.8 | **19.0** | 12.8 | 9.9 | 12.3 | 10.3 | 78 | 80 | 83 | S | 1 | S | 1 | S | 3 | 10 | 5 | 10 | 0.3 | ● 0 6p5-8p55; ≡ |
| 16 | 62.5 | 60.4 | 59.3 | 13.8 | 13.0 | 13.0 | 15.1 | 12.0 | 10.7 | 10.9 | 10.4 | 92 | **98** | 94 | SE | 1 | S | 1 | S | 1 | 0 | 0 | 0 | 0.5 | |
| 17 | 59.8 | 61.5 | 64.1 | 13.6 | 16.0 | 14.2 | 16.6 | 10.7 | 8.5 | 9.4 | 10.2 | 73 | 69 | 85 | N | 1 | NW | 1 | S | 1 | 10 | 10 | 0 | — | |
| 18 | 62.1 | 63.5 | 67.2 | 13.3 | 14.2 | 13.0 | 15.2 | 10.8 | 11.0 | 11.5 | 8.6 | 97 | 96 | 77 | N | 1 | S | 1 | S | 2 | 10 | 0 | 0 | — | ● ch 10a, 10a55 |
| 19 | **68.7** | 67.5 | 67 1 | 13.0 | 14.5 | 13.5 | 15.6 | **10.0** | **7.3** | 11.1 | 10.5 | **66** | 91 | 90 | SE | 3 | SE | 3 | S | 2 | 2 | 0 | 0 | 0.8 | |
| 20 | 63.6 | 63.5 | 63.1 | 13.6 | 15.0 | 14.8 | 16.0 | 11.0 | 10.3 | 9.7 | 10.1 | 89 | 76 | 81 | S | 2 | S | 2 | S | 2 | 0 | 0 | 0 | — | |
| 21 | 62.3 | 61.9 | 62.3 | 14.0 | 15.5 | 15.6 | 16.2 | 12.0 | 9.2 | 11.0 | 10.5 | 78 | 84 | 83 | S | 3 | SE | 4 | S | 3 | 10 | 10 | 10 | — | |
| 22 | 63.2 | 63.1 | 62.2 | 13.6 | 14.6 | 14.0 | 16.0 | 12.0 | 10.3 | 10.7 | 9.8 | 89 | 87 | 78 | S | 3 | S | 2 | S | 2 | 10 | 0 | 0 | — | |
| 23 | 59.9 | 59.7 | 59.6 | 14.0 | 15.2 | 15.0 | 15.8 | 12.2 | 10.0 | 9.8 | 9.6 | 85 | 76 | 75 | SE | 1 | SE | 1 | S | 1 | 0 | 0 | 0 | — | |
| 24 | 58.8 | 58.6 | 58.9 | 13.8 | 14.3 | 13.0 | 15.1 | 11.0 | 10.9 | 11.4 | 9.1 | 94 | 95 | 82 | S | 1 | S | 1 | S | 1 | 10 | 10 | 5 | — | |
| 25 | 58.2 | 58.2 | 57.7 | 15.0 | 16.0 | 16.4 | 17.3 | 11.8 | 9.9 | 11.5 | 12.1 | 78 | 85 | 87 | N | 1 | N | 1 | N | 1 | 10 | 10 | 10 | — | ≡ 8p35-MN |
| 26 | 56.5 | 57.2 | 59.3 | 15.4 | 16.2 | 14.0 | 16.6 | 12.8 | 10.8 | 12.4 | 10.7 | 83 | 90 | 91 | NW | 1 | NW | 1 | NW | 1 | 10 | 10 | 10 | 0.3 | ≡ MN-6a, 4p10 |
| 27 | 59.1 | 59.5 | 62.8 | 14.0 | 15.0 | 14.6 | 15.8 | 12.2 | 9.6 | 10.8 | 10.2 | 81 | 85 | 83 | SE | 2 | SE | 2 | S | 1 | 10 | 10 | 10 | 0.7 | ● 1 4p-5p5; ⌒ 6 |
| 28 | 64.4 | 64.3 | 63.8 | 13.8 | 14.8 | 14.9 | 16.0 | 12.0 | 10.2 | 10.3 | 9.2 | 87 | 83 | 78 | S | 2 | S | 2 | S | 3 | 0 | 0 | 0 | 1.2 | |
| 29 | 63.5 | 63.6 | 64.2 | 13.0 | 15.0 | 15.6 | 15.6 | 10.9 | 8.6 | 11.4 | 11.3 | 77 | 90 | 86 | S | 4 | S | 3 | S | 2 | 10 | 0 | 10 | — | |
| **Pro. Mit.** | 61.6 | 61.6 | 62.1 | 14.2 | 15.5 | 14.4 | 16.5 | 11.5 | 9.9 | 10.8 | 10.1 | 82 | 82 | 83 | | 1.6 | | 1.6 | | 1.6 | 7.1 | 4.6 | 5.0 | 15.2 | |

Barometro reducido a 0°C y a gravedad normal

Barometer reduciert auf 0°C und N

(1 del N por W al S 1p10-5p20 1p15 dist. 2 km 3p10 3 km

**ELMO** (H = 50 m) **FEBRERO 1912** φ = 38° 02′ S λ = 73° 12° W $h_a$ = —

| a la hp. p. ien. | Velocidad del viento Windgeschwindigkeit | | | | | | | | Nubes (clase y dirección) Wolken (Art und Richtung) | | | Agua caída Niederschlag | | | Evaporación Verdunstung | | | |
|---|---|---|---|---|---|---|---|---|---|---|---|---|---|---|---|---|---|---|
| | m minuto | | | km | | | | | | | | mm | | | mm | | | |
| Min. | 7a | 2p | 9p | 9p-7a | 7a-2p | 2p-9p | 7a-7a | k 1h | 7a | 2p | 9p | 7a | 2p | 9p | 7a | 2p | 9p | 7a-7a |
| | | | | | | | | | a-str S | str-cu W | str-cu W | — | — | — | | | | |
| | | | | | | | | | a-cu S | a-cu S | a-cu S | — | — | — | | | | |
| | | | | | | | | | str-cu S | a-cu S | | — | — | — | | | | |
| | | | | | | | | | ci-str W | a-cu W | ni N | — | — | 16.3 | | | | |
| | | | | | | | | | a-cu S, ci-str W | a-cu S | | — | — | — | | | | |
| | | | | | | | | | a-cu W | ni NW | ni W | — | 0.8 | 10.1 | | | | |
| | | | | | | | | | str-cu S | str N, ci S | str-cu S | 2.5 | — | — | | | | |
| | | | | | | | | | ni W | ni NW | ni NW | — | — | 7.0 | | | | |
| | | | | | | | | | str-cu W, fr-str W | a-cu S | | 5.2 | — | — | | | | |
| | | | | | | | | | | ci NW | | — | — | — | | | | |
| | | | | | | | | | str NW | str NW | | — | — | — | | | | |
| | | | | | | | | | str-cu NW | str-cu NW | fr-str NW | — | — | — | | | | |
| | | | | | | | | | str-cu SW | a-cu NW | | 0.6 | — | — | | | | |
| | | | | | | | | | str-cu S | a-cu S | | — | — | — | | | | |
| | | | | | | | | | | a-str S | fr-str S | — | — | — | | | | |
| | | | | | | | | | | a-str SW | | — | — | — | | | | |
| | | | | | | | | | a-str W | str-cu SW | | — | — | — | | | | |
| | | | | | | | | | str-cu S | fr-ni S | | — | 0.0 | 0.5 | | | | |
| | | | | | | | | | | | | — | — | — | | | | |
| | | | | | | | | | | | | — | — | — | | | | |
| | | | | | | | | | | | | — | — | — | | | | |
| | | | | | | | | | | | | — | — | — | | | | |
| | | | | | | | | | | | | — | — | — | | | | |
| | | | | | | | | | | | | — | — | — | | | | |
| | | | | | | | | | fr-str S | fr-str NW | str-cu NW | — | — | — | | | | |
| | | | | | | | | | str-cu NW | str-cu NW | str-cu NW | — | — | — | | | | |
| | | | | | | | | | fr-str E, ci-str NE | cu-ni NW, cu NE | str-cu W | — | 1.5 | 2.6 | | | | |
| | | | | | | | | | | a-cu SE | | — | — | — | | | | |
| | | | | | | | | | | | | — | — | — | | | | |
| | | | | | | | | | | | | 8.3 | 2.3 | 36.5 | | | | |

**MOCHA (W)** (H = 20 m) **FEBRERO 1912** φ = 38° 21′ S λ = 73° 58′ W $h_a$ = —

| | | | | | | | | | | | | | | | | | | |
|---|---|---|---|---|---|---|---|---|---|---|---|---|---|---|---|---|---|---|
| | | | | | | | | | | | | — | — | — | | | | |
| | | | | | | | | | cu NE | cu NE | | — | — | — | | | | |
| | | | | | | | | | ci N | cu NE | | — | — | — | | | | |
| | | | | | | | | | ci N | | | — | — | 2.6 | | | | |
| | | | | | | | | | | cu-ni N | | — | — | — | | | | |
| | | | | | | | | | | | | — | 0.6 | 2.1 | | | | |
| | | | | | | | | | cu NE | ci W | | 2.2 | — | — | | | | |
| | | | | | | | | | | cu NE | | — | 1.8 | 1.5 | | | | |
| | | | | | | | | | | | | — | — | — | | | | |
| | | | | | | | | | | | | — | — | — | | | | |
| | | | | | | | | | | | | — | — | — | | | | |
| | | | | | | | | | | ci E | | — | — | 0.1 | | | | |
| | | | | | | | | | | cu W | | 0.5 | — | — | | | | |
| | | | | | | | | | | cu N | | — | 0.3 | — | | | | |
| | | | | | | | | | | ci SE | | — | — | 0.5 | | | | |
| | | | | | | | | | | | | — | — | — | | | | |
| | | | | | | | | | | | | — | — | — | | | | |
| | | | | | | | | | | ci-cu N | | — | 0.8 | — | | | | |
| | | | | | | | | | ci N | | | — | — | — | | | | |
| | | | | | | | | | | | | — | — | — | | | | |
| | | | | | | | | | | | | — | — | — | | | | |
| | | | | | | | | | | | | — | — | — | | | | |
| | | | | | | | | | | | | — | — | — | | | | |
| | | | | | | | | | | | | — | — | — | | | | |
| | | | | | | | | | | | | — | — | — | | | | |
| | | | | | | | | | | | cu N | — | — | — | | | | |
| | | | | | | | | | | | | 0.3 | — | 0.7 | | | | |
| | | | | | | | | | | | | — | — | 1.2 | | | | |
| | | | | | | | | | | | | — | — | — | | | | |
| | | | | | | | | | | | | — | — | — | | | | |
| | | | | | | | | | | | | 3.0 | 3.5 | 8.7 | | | | |

Observaciones se efectuaron según hora oficial de Chile (75° de long.)

Alle Beobachtungen nach chilenischer Einheitszeit (75° Länge)

**VALDIVIA** (H = 15 m) **FEBRERO 1912** φ = 39° 48′ S λ = 73° 15′ W $C_g$ =

| Día / Tag | Barómetro Barometer 700 mm + | | | Temperatura del aire Lufttemperatur C° | | | | | Humedad absoluta Absolute Feuchtigkeit mm | | | Humedad relativa Relative Feuchtigkeit % | | | Dirección y fuerza del viento Richtung und Stärke des Windes 0—12 B | | | | | | Nebulosidad Bewölkung 0—10 | | | Agua caída Niederschlag mm | Notas Bemerkung |
|---|---|---|---|---|---|---|---|---|---|---|---|---|---|---|---|---|---|---|---|---|---|---|---|---|---|
| | 7a | 2p | 9p | 7a | 2p | 9p | Max. | Min. | 7a | 2p | 9p | 7a | 2p | 9p | 7a | | 2p | | 9p | | 7a | 2p | 9p | 7a-7a | |
| 1 | 62.5 | 62.3 | 62.3 | 13.3 | 18·3 | 14.5 | 19.2 | 12.4 | 10.9 | 11.6 | 10.0 | 96 | 74 | 81 | NW | 2 | NW | 1 | C | 0 | 10 | 8 | 10 | 4.5 | ●² 5a-0p30 |
| 2 | 60.9 | 61.5 | 62.8 | 14.1 | 16.2 | 12.4 | 17.7 | 12.0 | 9.7 | 8.5 | 9.3 | 80 | 62 | 87 | C | 0 | WSW | 3 | WNW | 1 | 10 | 9 | 8 | 4.7 | ● gt 7a-8a, 7p, |
| 3 | 64.6 | 64.4 | 63.0 | 10.2 | 19.0 | 10.5 | 19.6 | 6.5 | 8.6 | 7.0 | 8.5 | 93 | 43 | 89 | NW | 1 | WNW | 3 | C | 0 | 7 | 5 | 0 | 1.6 | |
| 4 | 58.5 | 52.4 | 55.9 | 8.8 | 14.4 | 12.8 | 16.3 | 6.5 | 8.0 | 11.5 | 8.3 | 95 | 94 | 76 | NNW | 1 | NW | 5 | W | 1 | 9 | 10 | 8 | — | ●² 11a30-3p, ●⁰ |
| 5 | 59.3 | 59.3 | 59.4 | 11.6 | 15.9 | 12.2 | 17.5 | 9.3 | 8.5 | 7.7 | 9.2 | 83 | 57 | 87 | C | 0 | WNW | 2 | C | 0 | 9 | 9 | 9 | 14.3 | ●² gt 2pb. 7p, |
| 6 | 56.1 | **51.3** | 55.0 | 12.2 | 14.0 | 13.0 | 16.2 | 11.6 | 9.9 | 10.8 | 9.7 | 93 | 91 | 87 | C | 0 | NNW | 4 | NW | 1 | 9 | 10 | 4 | 1.1 | ●¹ 8a30-4p; ◺ a |
| 7 | 63.5 | 64.6 | 61.2 | 12.0 | 16.2 | 13.7 | 17.3 | 8.5 | 8.6 | 7.3 | 9.3 | 82 | 53 | 79 | NW | 1 | NW | 2 | NNW | 1 | 9 | 10 | 10 | 17.2 | ●¹ n-2a |
| 8 | 56.7 | 55.5 | 58.2 | 14.0 | 16.0 | 15.4 | 17.0 | 12.2 | 11.2 | 12.5 | 10.7 | 94 | 92 | 82 | N | 2 | NW | 4 | C | 0 | 10 | 10 | 9 | 24.5 | ●² 1a-5p30; ↙ |
| 9 | 60.3 | 62.9 | 66.2 | 14.0 | 16.9 | 11.5 | 18.5 | 11.0 | 10.4 | 7.9 | 8.3 | 87 | 55 | 82 | C | 0 | WNW | 3 | C | 0 | 9 | 8 | 0 | **33.8** | ● ch 9a |
| 10 | 65.7 | 61.2 | 60.6 | 10.2 | 22.3 | 15.5 | 23.5 | 5.0 | 8.2 | 8.8 | 9.7 | 88 | 44 | 74 | C | 0 | SSE | 2 | S | 2 | 2 | 0 | 0 | 0.3 | ⊅ |
| 11 | 60.1 | 58.2 | 58.2 | 11.8 | 24.4 | 13.0 | 25.3 | 10.6 | 7.5 | 9.6 | 10.7 | 73 | 42 | 96 | SSE | 2 | SW | 1 | C | 0 | 0 | 2 | 2 | — | |
| 12 | 58.1 | 58.4 | 59.4 | 11.1 | 17.9 | 14.0 | 19.2 | 7.7 | 9.6 | 8.5 | 10.4 | **98** | 56 | 87 | C | 0 | NW | 3 | W | 2 | 10 | 7 | 10 | — | ●¹ 7p-9p; ≡ n-7 |
| 13 | 62.5 | 62.5 | 63.0 | 12.3 | 16.7 | 15.0 | 17.6 | 8.4 | 9.3 | 8.4 | 9.5 | 87 | 59 | 74 | NNW | 1 | WNW | 3 | W | 1 | 8 | 10 | 9 | 1.1 | ●⁰ gt 11a |
| 14 | 63.0 | 63.3 | 63.2 | 14.5 | 18.3 | 14.0 | 19.0 | 13.0 | 10.9 | 11.1 | 10.3 | 89 | 71 | 86 | C | 0 | W | 2 | WNW | 1 | 9 | 7 | 0 | 1.0 | ≡² 2a-MD; ◠ 7a |
| 15 | 62.2 | 61.7 | 62.8 | 12.8 | 17.9 | 13.2 | 19.3 | 10.3 | 10.4 | 11.7 | 8.6 | 95 | 76 | 76 | NNW | 1 | W | 2 | W | 1 | 10 | 10 | 0 | 1.0 | ≡⁰ 7a; ≡ |
| 16 | 64.1 | 60.7 | 58.6 | 8.7 | 17.8 | 11.3 | 18.2 | **4.5** | 7.3 | 7.2 | 8.0 | 86 | 48 | 80 | WSW | 1 | WSW | 1 | C | 0 | 0 | 10 | 10 | — | ⊅ |
| 17 | 57.8 | 60.2 | 62.4 | 11.4 | 16.4 | 11.8 | 17.0 | 9.6 | 8.9 | **6.9** | 8.1 | 89 | 49 | 78 | NNE | 2 | WNW | 2 | W | 1 | 10 | 5 | 9 | — | ≡ 8a, ●¹ 8a-9a |
| 18 | 60.8 | 61.6 | 67.1 | 8.7 | 16.2 | 10.0 | 17.0 | 7.3 | 8.1 | 7.3 | 7.3 | 96 | 53 | 80 | C | 0 | WSW | 3 | S | 1 | 10 | 3 | 1 | 8.6 | ●² 5a30-11a30 |
| 19 | **69.7** | 67.6 | 67.6 | 9.8 | 20.4 | 14.2 | 20.7 | 4.8 | 7.7 | 7.1 | 7.1 | 84 | 40 | 59 | SE | 2 | SSE | 2 | S | 2 | 4 | 0 | 0 | 7.6 | ⊅ |
| 20 | 66.6 | 62.8 | 63.2 | 12.7 | 24.0 | 17.6 | 24.7 | 8.8 | 7.4 | 9.6 | 10.5 | 67 | 43 | 70 | SE | 1 | S | 2 | C | 0 | 1 | 0 | 0 | — | ⊅; ∞ |
| 21 | 62.7 | 60.8 | 62.0 | 15.3 | 25.8 | 18.4 | 26.0 | 13.0 | 10.7 | 13.3 | 11.0 | 82 | 54 | 70 | SSE | 2 | SE | 2 | C | 0 | 4 | 4 | 0 | — | |
| 22 | 62.7 | 62.2 | 62.8 | 13.9 | 23.2 | 15.7 | 23.2 | 11.3 | 10.7 | 10.5 | 8·8 | 91 | 50 | 66 | C | 0 | WSW | 2 | E | 2 | 5 | 1 | 0 | — | ⊅ |
| 23 | 61.2 | 58.2 | 58.5 | 13.7 | 27.7 | 17.0 | **28.3** | 10.8 | 7.8 | 10.2 | 10.7 | 66 | **37** | 74 | SE | 3 | SSE | 2 | C | 0 | 0 | 0 | 0 | — | |
| 24 | 58.3 | 57.1 | 57.9 | 14.5 | 22.9 | 14.5 | 25.5 | 10.5 | 10.1 | 10.1 | 11.2 | 82 | 49 | 91 | C | 0 | W | 3 | W | 1 | 0 | 4 | 9 | — | ⊅ |
| 25 | 56.9 | 57.1 | 57.3 | 15.4 | 17.7 | 15.6 | 18.7 | 14.2 | 11.6 | 12.2 | **12.7** | 89 | 81 | 96 | NW | 1 | NW | 1 | W | 1 | 10 | 10 | 10 | — | ≡¹ 7a-MD |
| 26 | 56.3 | 57.5 | 59.6 | 14.4 | 16.2 | 13.8 | 17.7 | 13.3 | 10.9 | 11.1 | 10.2 | 89 | 81 | 86 | SSE | 2 | WSW | 1 | S | 1 | 10 | 10 | 6 | 1.4 | ●¹ 7a-11a, 3p |
| 27 | 60.6 | 59.4 | 62.7 | 12.3 | 19.6 | 13.5 | 20.6 | 10.7 | 9.0 | 9.4 | 7.8 | 85 | 55 | 67 | SSE | 2 | S | 1 | NE | 1 | 3 | 8 | 8 | 0.8 | ⊅ |
| 28 | 64.1 | 63.5 | 64.2 | 12.5 | 20.1 | 15.0 | 21.0 | 10.4 | 8.7 | 9.7 | 9.0 | 81 | 55 | 71 | C | 0 | SSE | 2 | S | 1 | 6 | 1 | 0 | — | ⊅ |
| 29 | 64.5 | 62.8 | 63.7 | 11.5 | 20.1 | 13.5 | 22.0 | 9.6 | 8.8 | 9.8 | 9.5 | 86 | 56 | 82 | SE | 2 | SE | 2 | C | 0 | 7 | 1 | 0 | — | ⊅ |
| Pro. Mit. | 61.4 | 60.4 | 61.3 | 12.3 | 19.1 | 13.9 | 20.1 | 9.8 | 9.3 | 9.6 | 9.5 | 86 | 59 | 80 | | 1.0 | | 2.3 | | 0.8 | 6.6 | 5.9 | 4.6 | 123.5 | |

**PUERTO VARAS** (H = 55 m) **FEBRERO 1912** φ = 41° 17′ S λ = 72° 57′ W C

| | | | | | | | | | | | | | | | | | | | | | | | | | |
|---|---|---|---|---|---|---|---|---|---|---|---|---|---|---|---|---|---|---|---|---|---|---|---|---|---|
| 1 | *57.3* | *57.9* | *57.9* | 12.3 | 16.1 | 12.4 | 17.5 | 12.3 | 10.7 | 11.3 | 9.3 | **00** | 83 | 87 | C | 0 | SW | 1 | C | 0 | 10 | 9 | 4 | 11.0 | ●¹ |
| 2 | *56.0* | *55.6* | *57.5* | 11.2 | 15.1 | 10.1 | 16.0 | 10.0 | 9.7 | 10.4 | 8.4 | 98 | 82 | 90 | C | 0 | NW | 1 | C | 0 | 10 | 9 | 7 | 0.9 | ●⁰ |
| 3 | *59.5* | 60.3 | 60.9 | 10.3 | 15.1 | 12.3 | 15.5 | 6.9 | 9.0 | 9.2 | 9.2 | 96 | 72 | 86 | C | 0 | SW | 1 | C | 0 | 5 | 8 | 10 | 5.7 | ●⁰ an |
| 4 | 51.3 | 46.1 | 47.6 | 13.0 | 14.8 | 11.8 | 15.0 | 10.5 | 9.5 | 11.8 | 8.7 | 85 | 94 | 84 | SW | 3 | C | 0 | C | 0 | 10 | 10 | 6 | 14.0 | ●¹; ◠⁰ 4p50 |
| 5 | 54.2 | 54.2 | 53.9 | 10.0 | 13.4 | 10.9 | 14.8 | 7.1 | 8.5 | 8.7 | 9.1 | 93 | 77 | 93 | C | 0 | NW | 3 | C | 0 | 9 | 8 | 10 | 5.2 | ●⁰ a interv 11a |
| 6 | 49.0 | **44.8** | 48.8 | 12.6 | 12.4 | 11.8 | 14.7 | 10.0 | 9.8 | 10.3 | 9.9 | 90 | 96 | 95 | NW | 3 | C | 0 | C | 0 | 10 | 10 | 10 | 17.6 | ●⁰ |
| 7 | 57.9 | 58.3 | 55.0 | 12.1 | 15.6 | 14.1 | 16.1 | 5.9 | 9.0 | 8.4 | 9.9 | 86 | 64 | 82 | C | 0 | NW | 2 | N | 2 | 5 | 10 | 10 | **31.4** | ●⁰ |
| 8 | 48.7 | 46.2 | 52.9 | 12.9 | 17.0 | 12.6 | 17.6 | 11.4 | 11.1 | 13.8 | 9.9 | **00** | 95 | 91 | N | 2 | NW | 2 | C | 0 | 10 | 10 | 10 | 5.8 | ●² |
| 9 | 55.6 | 58.1 | 61.6 | 12.2 | 16.4 | 9.8 | 16.6 | 9.3 | 9.6 | 9.0 | 8.3 | 90 | 65 | 92 | C | 0 | SW | 2 | C | 0 | 10 | 8 | 0 | 3.0 | ●⁰ |
| 10 | 63.0 | 59.5 | 58.1 | 9.4 | 16.6 | 11.8 | 16.7 | 5.0 | 8.7 | 9.4 | 8.2 | 99 | 67 | 79 | S | 1 | SE | 3 | SE | 2 | 0 | 0 | 2 | — | ≡ |
| 11 | 56.5 | 55.4 | 54.7 | 9.7 | 17.8 | 12.2 | 18.0 | 6.9 | 8.5 | 8.3 | 8.5 | 94 | 55 | 80 | SW | 1 | SE | 2 | SE | 1 | 10 | 3 | 2 | — | |
| 12 | 53.3 | 51.7 | 54.1 | 12.9 | 20.3 | 12.0 | **21.8** | 6.0 | 9.6 | 10.5 | 10.2 | 86 | 59 | 98 | C | 0 | N | 3 | SW | 2 | 3 | 4 | 10 | — | ●¹ p; ⊿ an; str |
| 13 | 57.0 | 56.5 | 57.1 | 12.2 | 14.6 | 13.0 | 14.7 | 7.1 | 9.1 | 10.5 | 10.5 | 86 | 85 | 94 | NW | 1 | NW | 1 | NW | 1 | 8 | 10 | 10 | 10.3 | ●⁰ |
| 14 | 58.5 | 59.2 | 58.6 | 14.1 | 14.8 | 14.9 | 15.5 | 11.7 | 11.0 | 11.8 | 11.7 | 92 | 94 | 93 | NW | 1 | NW | 1 | NW | 1 | 10 | 10 | 8 | 2.1 | ●⁰ |
| 15 | 56.8 | 56.8 | 58.5 | 14.1 | 15.2 | 11.1 | 16.3 | 10.9 | 10.5 | 11.3 | 8.4 | 87 | 88 | 85 | N | 2 | SW | 2 | SW | 2 | 10 | 8 | 3 | 3.1 | ●⁰ |
| 16 | 59.9 | 57.4 | 52.6 | 11.4 | 14.9 | 13.0 | 16.0 | 5.4 | 8.6 | 8.0 | 7.8 | 85 | 63 | 70 | SW | 1 | SW | 1 | C | 0 | 3 | 3 | 8 | 3.4 | ⌊ an |
| 17 | 53.5 | 54.8 | 57.1 | 11.4 | 15.0 | 10.3 | 16.5 | 9.5 | 9.3 | 8.6 | 8.6 | 92 | 68 | 92 | NW | 1 | SW | 1 | C | 0 | 9 | 7 | 10 | 3.1 | ●⁰; ◠¹ 4p35 al |
| 18 | 55.2 | 57.7 | 61.7 | 10.0 | 12.2 | 9.0 | 14.8 | 8.9 | 8.7 | 9.3 | **7.7** | 95 | 88 | 90 | NW | 2 | SE | 3 | SW | 1 | 10 | 7 | 0 | 11.7 | ●¹, △ 0p55; ◸ |
| 19 | **66.0** | 65.0 | 64.8 | 10.0 | 16.3 | 12.0 | 16.6 | **4.4** | 8.9 | 9.4 | 8.2 | 96 | 68 | 78 | C | 0 | SE | 3 | S | 2 | 0 | 0 | 4 | 3.6 | ⊿ an; cu de coro |
| 20 | 63.6 | 61.0 | 60.4 | 12.8 | 17.6 | 13.1 | 17.8 | 9.0 | 9.7 | 9.3 | 9.3 | 88 | 62 | 83 | SE | 3 | SE | 3 | SE | 1 | 8 | 5 | 3 | — | |
| 21 | 59.4 | 58.3 | 59.1 | 14.1 | 20.8 | 14.7 | 21.4 | 10.2 | 10.9 | **14.4** | 11.3 | 91 | 79 | 91 | SW | 2 | SW | 2 | SW | 1 | 9 | 5 | 6 | — | |
| 22 | 58.9 | 59.0 | 59.5 | 12.7 | 16.3 | 11.6 | 16.6 | 11.0 | 9.8 | 10.3 | 8.3 | 89 | 74 | 81 | SW | 2 | S | 3 | S | 2 | 6 | 1 | 1 | 1.0 | ●⁰ an |
| 23 | 58.0 | 55.8 | 55.9 | 11.2 | 20.3 | 14.3 | 21.2 | 6.9 | 9.1 | 8.8 | 11.5 | 92 | **50** | 95 | SW | 1 | SW | 3 | SW | 1 | 7 | 0 | 0 | — | ⊅ an |
| 24 | 54.7 | 52.8 | 52.1 | 11.9 | 17.6 | 16.4 | 21.0 | 9.4 | 10.1 | 13.2 | 12.0 | 97 | 88 | 86 | C | 0 | C | 0 | C | 0 | 0 | 7 | 6 | — | ⊅ an |
| 25 | 51.9 | 54.0 | 53.2 | 13.3 | 15.4 | 13.6 | 16.5 | 12.7 | 11.0 | 11.8 | 11.4 | 97 | 90 | 98 | C | 0 | C | 0 | C | 9 | 10 | 10 | 7 | 11.8 | ●¹ |
| 26 | 52.7 | 53.6 | 55.5 | 12.9 | 14.9 | 12.8 | 16.5 | 11.5 | 9.8 | 10.5 | 9.6 | 88 | 83 | 87 | SW | 1 | C | 0 | SW | 1 | 9 | 9 | 5 | 7.1 | ●⁰ |
| 27 | 57.2 | 57.5 | 58.4 | 12.2 | 16.3 | 12.8 | 16.9 | 7.6 | 9.9 | 8.6 | 8.9 | 93 | 62 | 81 | S | 2 | SE | 4 | SE | 2 | 4 | 3 | 4 | 2.7 | ⊅ an |
| 28 | 61.0 | 61.0 | 60.7 | 11.4 | 15.8 | 11.6 | 16.4 | 10.2 | 9.0 | 10.0 | 8.6 | 90 | 75 | 84 | S | 2 | SE | 4 | C | 0 | 8 | 4 | 0 | — | |
| 29 | 60.7 | 59.8 | 60.1 | 11.8 | 16.3 | 13.8 | 17.0 | 7.0 | 9.0 | 10.4 | 10.1 | 87 | 75 | 85 | SW | 1 | C | 0 | SW | 1 | 7 | 9 | 7 | — | |
| Pro. Mit. | 56.8 | 56.1 | 56.8 | 11.9 | 16.0 | 12.4 | 17.0 | 8.8 | 9.6 | 10.3 | 9.4 | 92 | 76 | 87 | | 1.1 | | 1.8 | | 0.8 | 7.2 | 6.4 | 5.6 | 154.5 | |

Barometro reducido a 0°C y a gravedad normal.

Barometer reduciert auf 0°C und

**IVIA** (H = 15 m) **FEBRERO 1912** $\varphi = 39°\ 48'$ S $\lambda = 73°\ 15'$ W $h_a = 4$ m

| a la mp. np. eien | Velocidad del viento Windgeschwindigkeit | | | | | | | | Nubes (clase y dirección) Wolken (Art und Richtung | | | Agua caída Niederschlag | | | Evaporación Verdunstung | | | |
|---|---|---|---|---|---|---|---|---|---|---|---|---|---|---|---|---|---|---|
| | m/minuto | | | km | | | | | | | | mm | | | mm | | | |
| Min. | 7a | 2p | 9p | 9p-7a | 7a-2p | 2p-9p | 7a-7a | k/1h | 7a | 2p | 9p | 7a | 2p | 9p | 7a | 2p | 9p | 7a-7a |
| 12.2 | 150 | 95 | 0 | | | | 189.8 | 7.9 | ni N | cu-ni W | cu-ni W | 4.5 | 4.7 | — | 0.3 | 0.1 | 0.6 | 2.2 |
| 11.3 | | | | | | | | | ni W | ni W | ni W | — | 0.0 | 1.6 | 0.1 | 0.9 | 0.6 | 0.8 |
| 5.8 | | | | | | | | | ni SW | fr-cu S | | — | — | — | 0.1 | 0.9 | 1.1 | 1.6 |
| 5.8 | | | | | | | | | cu-ni NW | ni W | cu-ni W | — | 12.2 | 2.1 | 0.1 | 0.1 | 0.7 | 2.1 |
| 7.8 | | | | | | | | | ni W | cu-ni W | cu-ni W | — | — | 0.3 | 0.4 | 0.9 | 0.7 | 1.2 |
| 10.7 | 0 | 290 | 50 | 12.0 | 74.6 | 102.0 | | | cu-ni N | ni NW | cu-ni W | 0.8 | 10.4 | 2.7 | 0.2 | 0.1 | 0.6 | 1.8 |
| 7.3 | 40 | 205 | 85 | 18.8 | 61.8 | 58.1 | 195.4 | 8.1 | a-cu W | cu-ni NW | ni NNW | 4.1 | — | — | 1.1 | 1.9 | 0.9 | 1.8 |
| 11.6 | 210 | 235 | 0 | 56.8 | 81.8 | 147.4 | 176.7 | 7.4 | ni N | ni NW | ni W | 24.5 | 31.7 | 2.1 | 0.4 | 0.1 | 0.2 | **3.2** |
| 9.0 | 0 | 230 | 0 | 2.6 | 69.2 | 58.8 | **231.8** | **9.7** | ni W | ni W | | — | 0.3 | — | 0.2 | 0.9 | 0.8 | **0.5** |
| 3.8 | 0 | 110 | 120 | 0.4 | 75.0 | 55.8 | 128.4 | 5.4 | cu W | | | — | — | — | 0.1 | 1.1 | 1.3 | 1.8 |
| 8.5 | 140 | 100 | 0 | 39.0 | 59.0 | 37.0 | 169.8 | 7.1 | | ci SW | ci SW | — | — | — | 0.8 | 1.0 | 1.1 | **3.2** |
| 6.7 | 0 | 295 | 0 | 5.6 | 57.6 | 69.2 | 101.6 | 4.2 | | a-cu W | ni W | — | — | 1.1 | 0.1 | 0.7 | 1.0 | 2.2 |
| 6.7 | 80 | 230 | 90 | 30.0 | 66.8 | 20.3 | 156.8 | 6.5 | cu-ni WNW | cu-ni W | ni W | — | 0.0 | — | 0.1 | 0.9 | 0.7 | 1.8 |
| 12.3 | 25 | 130 | 30 | 41.9 | 35.7 | 42.5 | 129.0 | 5.4 | ni W | a-cu W | | 1.0 | 1.0 | -- | 0.2 | 0.6 | 0.5 | 1.8 |
| 9.4 | 100 | 185 | 80 | 8.0 | 43.9 | 48.1 | 86.2 | 3.6 | cu-ni W | cu-ni W | | 0.0 | — | — | 0.1 | 0.5 | 0.5 | 1.2 |
| 3.5 | 55 | 85 | 0 | 4.4 | 36.1 | 36.2 | 96.4 | 4.0 | | a-cu W | a-cu W | — | — | — | 0.1 | 0.9 | 0.6 | 1.1 |
| 8.8 | 150 | 225 | 35 | 23.3 | 53.6 | 52.1 | 95.6 | 4.0 | ni N | fr-cu W | ni W | — | 3.5 | — | 0.2 | 0.6 | 0.9 | 1.7 |
| 6.5 | 20 | **350** | 30 | 15.2 | 67.2 | 51.8 | 120.9 | 5.0 | ni W | fr-cu SW | cu S | 5.1 | 7.6 | — | 0.1 | 0.7 | 0.8 | 1.6 |
| 3.7 | 210 | 130 | 135 | 11.4 | 14.0 | 45.1 | 130.4 | 5.4 | fr-cu SE | | | — | — | — | 0.1 | 0.9 | 0.8 | 1.6 |
| 7.3 | 65 | 190 | 0 | 48.2 | 62.6 | 50.6 | 107.3 | 4.5 | ci SE | | | — | — | — | 1.1 | 1.3 | 1.3 | 2.8 |
| 12.0 | 150 | 135 | 0 | 112.4 | 27.2 | 45.8 | 225.6 | 9.4 | cu S | fr-cu S | | — | — | — | 0.4 | 0.9 | 1.1 | 3.0 |
| 10.5 | 0 | 160 | 200 | 19.0 | 43.8 | 40.4 | 92.0 | 3.8 | cu S | ci | | — | — | — | 0.3 | 1.0 | 0.9 | 2.3 |
| 9.8 | 300 | 185 | 0 | 70.0 | 60.7 | 26.0 | 154.2 | 6.4 | | | | — | — | — | 0.8 | 1.4 | 1.3 | 2.7 |
| 9.2 | 0 | 240 | 65 | 16.0 | 50.2 | 72.8 | 102.7 | 4.3 | | ci W | str W | - | — | — | 0.4 | 1.2 | 0.8 | 3.1 |
| 14.0 | 55 | 75 | 65 | 20.0 | 38.0 | 23.2 | 143.0 | 6.0 | cu-ni NW | cu-ni NW | cu-ni W | — | 1.1 | — | 0.2 | 0.2 | 0.3 | 2.2 |
| 12.3 | 130 | 40 | 45 | 23.0 | 35.8 | 34.0 | **84.2** | **3.5** | ni SE | cu-ni S | a-cu S | 0.3 | 0.5 | 0.3 | 0.1 | 0.3 | 0.2 | 0.6 |
| 9.6 | 140 | 65 | 60 | 35.8 | 21.1 | 26.2 | 105.6 | 4.4 | fr-cu S | str S | str E | — | — | — | 0.2 | 0.9 | 0.8 | 0.7 |
| 9.4 | 25 | 175 | 60 | 38.5 | 61.4 | 46.0 | 85.8 | 3.6 | fr-cu S | fr-cu S | | — | — | — | 0.5 | 0.9 | 0.7 | 2.2 |
| 8.6 | 215 | 130 | 0 | 52.6 | 56.4 | 28.2 | 160.0 | 6.7 | cu SE | fr-cu S | | — | — | — | 0.4 | 0.7 | 0.7 | 2.0 |
| 8.8 | 90 | 172 | 46 | 29.4 | 52.0 | 50.7 | 136.3 | 5.7 | | | | 40.3 | 73.0 | 10.2 | 9.2 | 22.6 | 22.5 | 54.8 |

**RTO VARAS** (H = 55 m) **FEBRERO 1912** $\varphi = 41°\ 17'$ S $\lambda = 72°\ 57'$ W $h_a = 6$ m

| | | | | | | | | | | | | | | | | | | |
|---|---|---|---|---|---|---|---|---|---|---|---|---|---|---|---|---|---|---|
| 12.0 | 2 | 54 | 0 | 171.3 | 12.8 | 22.4 | 212.7 | 8.9 | fr-ni NW | str-cu NW | str-cu NW, ci NW | 10.3 | 0.8 | 0.1 | 0.8 | 0.2 | 0.6 | 2.5 |
| 9.5 | 0 | 79 | 0 | 0.1 | 0.5 | 10.1 | 35.3 | 1.5 | fr-ni NW | str-cu SW y NW | | — | 1.7 | 3.0 | 0.4 | 0.3 | 0.3 | 1.2 |
| 7.5 | 0 | 42 | 0 | 0.6 | 12.3 | 6.5 | **11.2** | **0.5** | str-cu SW | str-cu SW | str-cu | 1.0 | — | — | 0.0 | 0.2 | 0.6 | 0.6 |
| 7.4 | 290 | 27 | 0 | 45.1 | 94.4 | 17.9 | 63.9 | 2.7 | str-cu NW | str-cu W | str-cu W, ci W | — | 10.1 | 1.2 | 0.2 | 0.2 | 0.4 | 1.0 |
| 6.9 | 0 | 200 | 0 | 0.1 | 10.1 | 28.5 | 112.4 | 4.7 | str-cu SW | cu-ni NW | str-cu NW | 2.7 | 0.6 | 2.5 | 0.2 | 0.3 | 0.0 | 0.8 |
| 9.5 | 218 | 0 | 0 | 77.0 | 79.2 | 15.9 | 115.6 | 4.8 | str-cu N | fr-ni NW | fr-ni NW | 2.1 | 11.9 | 3.5 | 0.6 | 0.8 | 0.0 | 0.9 |
| 5.1 | 20 | 128 | 176 | 8.9 | 32.9 | 62.7 | 104.0 | 4.3 | str-cu SW, ci-cu S | str-cu W | str-cu W | 2.2 | 0.1 | — | 0.2 | 0.7 | 0.6 | 1.0 |
| 10.6 | 110 | 100 | 0 | 165.1 | 10.3 | 26.8 | 260.7 | 10.9 | ni NW [W | str-cu W | str-cu SW | 31.3 | 4.5 | 1.0 | 0.3 | 0.2 | 0.6 | 1.6 |
| 8.4 | 0 | 109 | 8 | 0.8 | | | 37.9 | 1.6 | str-cu-W | str-cu SW | | 0.3 | 1.0 | 2.0 | 0.1 | 0.6 | 0.4 | 0.9 |
| 4.6 | 79 | 308 | 188 | | 27.8 | 78.9 | | | | | ci SW | — | — | -- | 0.0 | 1.0 | 0.9 | 1.0 |
| 6.5 | 51 | 177 | 36 | 72.3 | 70.7 | 63.8 | 179.0 | 7.5 | str-cu SE | ci SW | ci SW | — | — | — | 0.0 | 0.8 | 0.8 | 1.9 |
| 6.0 | 0 | 242 | 159 | 23.1 | 54.1 | 10.7 | 157.6 | 6.6 | ci W | ci-cu NW | fr-ni NW | — | — | 10.1 | 0.0 | 0.8 | 1.4 | 1.6 |
| 6.9 | 54 | 31 | 84 | 10.1 | 35.3 | 23.2 | 74.9 | 3.1 | str-cu NW | str-cu NW | str-cu NW | 0.2 | 0.5 | 1.6 | 0.2 | 0.4 | 0.1 | 2.4 |
| 10.4 | 38 | 56 | 32 | 19.3 | 59.1 | 11.3 | 77.8 | 3.2 | str-cu NW | str-cu NW | str-cu NW | — | 1.5 | 1.6 | 0.2 | 0.3 | 0.2 | 0.7 |
| 10.1 | 100 | 104 | 90 | 48.3 | 58.7 | 60.4 | 118.7 | 4.9 | str-cu W | str-cu SW | str-cu SW | — | 3.4 | — | 0.4 | 0.4 | 0.8 | 0.9 |
| 4.7 | 86 | 74 | 10 | 48.2 | 48.9 | 20.0 | 167.3 | 7.0 | ci SW | cu SW, ci SW | ci-cu SW | — | — | — | 0.0 | 1.1 | 0.7 | 1.2 |
| 9.1 | 85 | 98 | 0 | 77.7 | 38.8 | 36.4 | 146.6 | 6.1 | str-cu W | str-cu W, ci W | str-cu W | 3.1 | 0.9 | 1.5 | 0.8 | 0.6 | 0.5 | **2.6** |
| 7.6 | 92 | 267 | 69 | 66.0 | 46.8 | 61.9 | 141.2 | 5.9 | str-cu SW | str-cu SE. ci NW | | 9.3 | 3.6 | — | 0.3 | 0.2 | 0.5 | 1.4 |
| 4.0 | 8 | 293 | 178 | 36.4 | 78.8 | 68.2 | 145.1 | 6.0 | | | ci-cu S | — | — | — | 0.0 | 1.0 | 0.8 | 0.7 |
| 8.4 | 316 | 277 | 82 | 92.2 | 91.9 | 67.9 | 239.2 | 10.0 | | | | — | -- | — | 0.4 | 1.2 | 0.9 | 2.2 |
| 9.5 | 117 | 195 | 67 | 38.2 | 50.3 | 55.2 | 198.0 | 8.2 | str-cu S | str-cu S | str-cu S | — | — | — | 0.2 | 0.5 | 0.7 | 2.3 |
| 10.5 | 11 | 288 | 112 | 82.7 | 38.7 | 55.2 | 188.2 | 7.8 | str-cu SE | ci S | ci S | 1.0 | -- | — | 0.3 | 0.8 | 0.6 | 1.5 |
| 6.2 | 91 | 260 | 96 | 55.7 | 57.2 | 62.5 | 149.6 | 6.2 | ci-cu S | | | — | — | — | 0.3 | 1.1 | 1.1 | 1.7 |
| 8.2 | 6 | 5 | 0 | 29.4 | 15.5 | 21.5 | 149.1 | 6.2 | | str-cu W, ci-cu W | str-cu W | — | — | — | 0.4 | 0.4 | 0.5 | **2.6** |
| 12.6 | 0 | 10 | 8 | 39.4 | 11.0 | 4.9 | 76.4 | 3.2 | fr-ni N | str-cu SW | str-cu W | 11.8 | 7.1 | — | 0.4 | 0.0 | 0.2 | 1.3 |
| 11.1 | 79 | 0 | 80 | 40.7 | 22.6 | 14.1 | 56.6 | 2.4 | str-cu NW | str-cu NW | str-cu SW | — | 2.7 | — | 0.1 | 0.3 | 0.3 | **0.3** |
| 7.0 | 125 | **334** | 166 | 62.8 | 115.5 | 82.9 | 99.5 | 4.1 | str-cu S | ci SW | ci-cu SW | — | — | — | 0.1 | 1.2 | 0.8 | 0.7 |
| 9.4 | 105 | 236 | 24 | 99.5 | 86.8 | 59.5 | **297.9** | **12.4** | str-cu S | str-cu S | | — | — | — | 0.3 | 0.7 | 0.6 | 2.3 |
| 6.0 | 81 | 10 | 69 | 6.1 | 40.7 | 21.4 | 152.4 | 6.4 | str-cu S, ci-cu S | str-cu SW | str-cu S | — | — | — | 0.4 | 0.6 | 0.4 | 1.7 |
| 8.1 | 75 | 138 | 60 | 50.6 | 46.5 | 38.2 | 134.6 | 5.6 | | | | 75.3 | 50.4 | 28.1 | 7.6 | 16.9 | 16.3 | 41.5 |

Observaciones se efectuaron según hora oficial de Chile (75° de long.)

Alle Beobachtungen nach chilenischer Einheitszeit (75° Länge).

**PUERTO MONTT** (H = 6 m) **FEBRERO 1912** φ = 41° 28′ S λ = 72° 55′ W $C_g$

| Día / Tag | Barómetro Barometer 700 mm + 7a | 2p | 9p | Temperatura del aire Lufttemperatur C° 7a | 2p | 9p | Max. | Min. | Humedad absoluta Absolute Feuchtigkeit mm 7a | 2p | 9p | Humedad relativa Relative Feuchtigkeit % 7a | 2p | 9p | Dirección y fuerza del viento Richtung und Stärke des Windes 0—12 B. 7a | 2p | 9p | Nebulosidad Bewölkung 0—10 7a | 2p | 9p | Agua caída Niederschlag mm 7a-7a | Notas Bemerkungen |
|---|---|---|---|---|---|---|---|---|---|---|---|---|---|---|---|---|---|---|---|---|---|---|
| 1 | 60.8 | 61.3 | 61.7 | 13.8 | 18.0 | 13.0 | 19.8 | 12.2 | 10.9 | 11.4 | 10.1 | **94** | 75 | 91 | N 4 | NW 3 | C 0 | 10 | 9 | 10 | 14.2 | ● ch an, ≡ a inter |
| 2 | 59.9 | 59.0 | 61.3 | 13.0 | 16.8 | 11.0 | 18.0 | 11.0 | 9.1 | 11.0 | 8.6 | 82 | 77 | 87 | N 4 | NW 5 | NW 2 | 10 | 8 | 10 | 2.1 | ≡ am, ● ch a inter |
| 3 | 63.5 | 63.9 | 62.3 | 12.0 | 15.2 | 13.2 | 19.1 | 8.4 | 9.2 | 9.7 | 10.0 | 89 | 75 | 89 | C 0 | W 2 | NW 2 | 5 | 10 | 10 | 5.6 | ≡ a interv a |
| 4 | 54.5 | 50.2 | 53.2 | 13.4 | 15.8 | 11.0 | 18.2 | 11.0 | 8.3 | 11.4 | 8.6 | 73 | 85 | 87 | N 8 | NW 6 | W 2 | 10 | 10 | 10 | 0.8 | ● 9a10-n |
| 5 | 58.0 | 58.2 | 56.3 | 11.9 | 14.2 | 10.0 | 15.2 | 9.6 | 8.0 | 9.0 | 8.0 | 77 | 75 | 87 | NW 2 | NW 3 | NW 3 | 9 | 10 | 10 | 20.0 | ● ch a interv |
| 6 | 53.1 | **49.7** | 56.4 | 12.8 | 13.6 | 11.5 | 15.2 | 9.0 | 9.1 | 10.8 | 8.9 | 83 | **94** | 88 | NW 6 | N 3 | SW 3 | 10 | 10 | 10 | 4.4 | ● ch a interv; ⌐ leja |
| 7 | 61.6 | 62.5 | 58.9 | 10.5 | 16.4 | 14.0 | 17.0 | 6.6 | 8.3 | **7.7** | 8.7 | 88 | **55** | 74 | W 3 | NW 4 | N 5 | 6 | 10 | 10 | **43.3** | ● ch a interv, ● y |
| 8 | 51.8 | 50.2 | 56.6 | 14.0 | 17.8 | 14.2 | 17.8 | 11.8 | 10.6 | **13.6** | 9.1 | 90 | 90 | 76 | N 8 | NW 6 | NW 2 | 10 | 10 | 10 | 37.2 | ● todo el dia |
| 9 | 59.5 | 61.6 | 65.3 | 12.6 | 17.8 | 10.5 | 18.0 | 10.4 | 9.3 | 8.4 | 7.9 | 87 | 56 | 84 | NW 4 | NW 4 | W 1 | 10 | 8 | 0 | 15.4 | ● ch a interv n-2p; |
| 10 | 65.7 | 63.2 | 61.5 | 12.0 | 18.1 | 11.4 | 18.9 | 7.6 | 8.9 | 11.1 | 8.3 | 86 | 72 | 83 | SW 2 | S 2 | S 4 | 2 | 1 | 5 | 2.6 | ⌓ an, n; ∞ al S 1 |
| 11 | 60.6 | 60.1 | 59.2 | 12.2 | 18.6 | 11.2 | 20.4 | **6.2** | 9.3 | 12.3 | 8.6 | 89 | 80 | 86 | S 4 | S 3 | SW 1 | 10 | 1 | 0 | — | ⌓ an, n |
| 12 | 57.5 | 56.2 | 58.5 | 13.2 | 21.2 | 13.8 | 22.0 | 9.2 | 9.1 | 12.2 | 10.4 | 81 | 65 | 90 | NW 1 | SE 3 | N 3 | 7 | 4 | 10 | — | ● 7p30-n; ⌓ an |
| 13 | 60.7 | 60.4 | 60.5 | 13.0 | 15.0 | 13.0 | 15.2 | 10.0 | 9.1 | 10.1 | 9.8 | 82 | 81 | 89 | NW 4 | N 4 | NW 3 | 10 | 10 | 10 | 12.2 | ● ch 11a-n |
| 14 | 60.9 | 62.4 | 61.8 | 14.2 | 17.0 | 15.3 | 18.0 | 12.8 | 10.7 | 12.2 | 11.4 | 90 | 85 | 88 | N 1 | N 4 | N 2 | 10 | 10 | 1 | 5.7 | ≡ MD-4p50; ⌓ n |
| 15 | 60.3 | 60.5 | 62.5 | 14.6 | 16.7 | 12.0 | 19.6 | 11.6 | 11.0 | 11.7 | 8.0 | 89 | 82 | 76 | N 5 | W 3 | W 1 | 10 | 10 | 0 | 2.1 | ≡ I; ⌓ n |
| 16 | 63.2 | 62.0 | 58.0 | 11.9 | 18.0 | 12.2 | 20.0 | **6.2** | 8.0 | 9.8 | 7.8 | 77 | 63 | 74 | S 3 | SE 2 | C 0 | 4 | 3 | 10 | 2.1 | ⌓ an, n |
| 17 | 57.2 | 58.5 | 60.6 | 11.8 | 17.8 | 12.0 | 18.0 | 10.0 | 8.8 | 8.4 | 8.0 | 86 | 56 | 76 | N 3 | W 4 | NW 2 | 10 | 7 | 10 | 5.0 | ● ch a interv |
| 18 | 58.6 | 61.0 | 66.2 | 12.0 | 12.0 | 11.0 | 16.1 | 10.0 | 9.2 | 8.1 | 8.6 | 89 | 78 | 87 | N 3 | SW 4 | S 2 | 6 | 8 | 0 | 17.2 | ● ch a; △ 0p45; ⌜ |
| 19 | **69.0** | 68.6 | 68.1 | 11.6 | 17.4 | 13.1 | 19.5 | 8.0 | 8.9 | 10.4 | 8.8 | 88 | 70 | 78 | S 2 | S 4 | SW 2 | 0 | 1 | 1 | 2.9 | ⌓ an, n |
| 20 | 67.0 | 64.9 | 65.1 | 13.2 | 19.0 | 14.2 | 20.0 | 11.8 | 8.7 | 9.1 | 9.1 | 77 | 56 | 76 | S 5 | S 4 | SW 2 | 10 | 8 | 9 | — | ⌓ an, n |
| 21 | 64.0 | 62.9 | 63.0 | 14.5 | 20.0 | 16.0 | 21.3 | 12.0 | 10.5 | 12.4 | 11.2 | 86 | 72 | 83 | S 2 | S 2 | SW 1 | 9 | 6 | 10 | — | ≡ a; ⌓ n |
| 22 | 64.7 | 64.6 | 65.0 | 13.0 | 17.0 | 13.6 | 17.9 | 12.0 | 8.8 | 9.8 | 8.2 | 80 | 68 | 71 | S 4 | SE 4 | S 3 | 10 | 1 | 0 | 0.0 | ⌓ an, n |
| 23 | 62.4 | 61.0 | 60.2 | 13.2 | 18.4 | 13.1 | 21.2 | 11.0 | 9.7 | 10.5 | 9.7 | 87 | 66 | 87 | SW 2 | SE 3 | C 0 | 4 | 1 | 0 | — | ⌓ an, n |
| 24 | 59.5 | 57.3 | 57.0 | 13.0 | 23.0 | 17.6 | **23.9** | 10.1 | 10.0 | 12.2 | 12.6 | 90 | 58 | 84 | C 0 | S 2 | N 1 | 10 | 7 | 10 | — | ⌓ an, n; ∞ a |
| 25 | 57.0 | 57.9 | 58.2 | 14.4 | 16.2 | 13.0 | 18.0 | 12.4 | 10.8 | 12.0 | 9.8 | 90 | 87 | 89 | NW 1 | W 1 | W 1 | 10 | 10 | 5 | 22.8 | ● n-MD, ● ch p |
| 26 | 57.6 | 58.2 | 60.8 | 14.4 | 17.0 | 11.0 | 18.9 | 10.3 | 10.3 | 9.6 | 8.6 | 85 | 67 | 87 | C 0 | W 2 | W 1 | 10 | 9 | 0 | 4.7 | ≡ am-2p; ⌓ n |
| 27 | 62.5 | 62.8 | 65.2 | 13.7 | 17.8 | 14.0 | 18.4 | 10.2 | 9.9 | 8.2 | 10.6 | 86 | **55** | 90 | SW 3 | S 6 | S 5 | 7 | 1 | 6 | 1.9 | ⌓ an, n |
| 28 | 65.4 | 65.6 | 65.3 | 12.7 | 17.0 | 12.0 | 18.0 | 12.0 | 8.6 | 9.4 | 9.2 | 80 | 65 | 89 | S 5 | S 5 | S 1 | 6 | 3 | 0 | — | ⌓ an, n |
| 29 | 65.1 | 64.0 | 65.2 | 13.2 | 19.0 | 15.2 | 19.4 | 11.6 | 8.5 | 10.1 | 9.8 | 75 | 62 | 76 | S 4 | S 3 | SW 1 | 10 | 9 | 8 | — | ⌓ an, n |
| Pro. Mit. | 60.7 | 60.3 | 61.2 | 13.0 | 17.3 | 12.9 | 18.7 | 10.2 | 9.4 | 10.4 | 9.3 | 85 | 71 | 84 | 3.2 | 3.5 | 1.9 | 8.1 | 6.7 | 6.0 | 222.2 | |

**PUNTA CORONA** (H = 25 m) **FEBRERO 1912** φ = 41° 51′ S λ = 73° 50′ W $C_g$ =

| | | | | | | | | | | | | | | | | | | | | | | |
|---|---|---|---|---|---|---|---|---|---|---|---|---|---|---|---|---|---|---|---|---|---|---|
| 1 | | | 13.8 | 15.4 | 13.4 | 16.3 | 12.1 | 10.2 | 12.5 | 10.9 | 87 | 96 | 96 | N 5 | NW 1 | NW 2 | 5 | 5 | 5 | 10.0 | ●[1] MN-5a |
| 2 | | | 12.4 | 15.8 | 12.0 | 16.3 | 11.1 | 10.2 | **13.1** | 10.2 | 95 | 98 | 98 | N 4 | NW 4 | NW 2 | 10 | 10 | 10 | — | ●[1] 10a-1p15, 9p20 |
| 3 | | | 12.4 | 15.4 | 11.8 | 15.4 | 10.1 | 10.5 | 12.7 | 9.8 | 98 | 98 | 96 | NW 2 | SW 3 | N 5 | 5 | 10 | 0 | 5.6 | ◠ 6a-6a55 |
| 4 | | | 13.4 | 14.4 | 12.6 | 17.0 | 11.1 | 10.9 | 8.7 | 10.3 | 96 | 72 | 96 | N 9 | SW 5 | N 6 | 8 | 5 | 5 | — | ●[1] 8a-1p50, 3p-8p- |
| 5 | | | 9.4 | 11.2 | 11.6 | 15.9 | 9.0 | 8.6 | 8.4 | 9.7 | 98 | 85 | 96 | SW 2 | NW 1 | NW 3 | 10 | 10 | 10 | 30.5 | ● 3a-5a20 |
| 6 | | | 14.4 | 12.8 | 12.4 | 15.1 | 9.1 | 10.3 | 9.7 | 10.2 | 85 | 89 | 95 | N 6 | NW 4 | NW 2 | 10 | 10 | 10 | 7.0 | ● 2a-5a20, 7a-1p4 |
| 7 | | | 11.8 | 12.8 | 12.2 | 15.5 | 11.3 | 8.6 | 8.7 | 10.3 | 85 | 80 | 98 | SW 3 | NW 6 | NW 7 | 10 | 10 | 10 | 16.0 | ●[1] 3a45-6a40, 9p5- |
| 8 | | | 13.8 | 14.4 | 13.0 | 15.3 | 9.5 | 11.2 | 11.7 | 10.6 | 96 | 96 | 96 | NW 4 | NW 5 | NW 4 | 10 | 10 | 10 | **34.5** | ●[1] MN-4a50; ≡ |
| 9 | | | 11.4 | 14.6 | 11.6 | 15.0 | 11.0 | 9.6 | 11.3 | 9.9 | 96 | 91 | 98 | NW 4 | NW 2 | SW 2 | 10 | 10 | 10 | 0.1 | ● 5a-5a25 |
| 10 | | | 11.6 | 16.2 | 12.2 | 17.1 | 9.1 | 9.7 | **13.1** | 9.8 | 96 | 96 | 94 | S 1 | SW 1 | S 1 | 0 | 0 | 0 | — | |
| 11 | | | 13.2 | 16.4 | 12.4 | 16.4 | 11.3 | 11.0 | 12.1 | 10.5 | 98 | 87 | 98 | NW 1 | S 1 | SSW 1 | 0 | 0 | 0 | — | |
| 12 | | | 11.8 | 14.6 | 11.6 | 17.0 | 9.0 | 10.1 | 12.1 | 9.4 | 98 | 98 | 94 | C 0 | SW 2 | C 0 | 0 | 10 | 10 | — | ●[1] 4p45-8p20 |
| 13 | | | 12.8 | 13.2 | 12.2 | 13.7 | 10.0 | 10.8 | 11.0 | 10.1 | 98 | 98 | 96 | SW 3 | SW 2 | NW 4 | 10 | 10 | 10 | 6.5 | |
| 14 | | | 13.0 | 13.8 | 13.2 | 14.1 | 11.3 | 10.9 | 10.9 | 11.0 | 98 | 94 | 98 | N 1 | N 2 | N 4 | 10 | 10 | 10 | — | ●[0] 3p-5p30; ≡ 4p |
| 15 | | | 13.6 | 14.0 | 10.6 | 14.7 | 9.7 | 11.1 | 9.5 | 9.0 | 96 | 80 | 95 | NW 2 | SW 2 | SW 1 | 10 | 10 | 10 | 7.0 | ≡[1] 2p5-5p10 |
| 16 | | | 11.4 | 13.4 | 12.0 | 15.2 | 11.0 | 9.1 | 11.2 | **8.0** | 91 | 98 | 76 | C 0 | NW 1 | NW 2 | 0 | 0 | 10 | 18.0 | ●[1] 4a-4a55 |
| 17 | | | 10.8 | 12.0 | 11.8 | 13.9 | 9.9 | 8.7 | 8.2 | 8.8 | 90 | 79 | 86 | NW 2 | NW 1 | NW 1 | 10 | 10 | 10 | 4.5 | ●[1] 0a10-2a50 |
| 18 | | | 11.4 | 13.8 | 10.8 | 14.1 | 9.7 | 9.8 | 10.9 | 8.9 | 98 | 94 | 93 | SW 4 | SW 7 | SW 1 | 10 | 10 | 10 | — | ● 10p5-11p |
| 19 | | | 10.8 | 14.6 | 11.0 | 14.7 | 8.7 | 8.9 | 11.8 | 9.5 | 93 | 96 | 97 | S 1 | SW 2 | W 1 | 0 | 0 | 0 | 3.0 | |
| 20 | | | 11.2 | 13.6 | 12.6 | 15.0 | **8.1** | 8.4 | 10.8 | 10.1 | 85 | 94 | 93 | S 1 | SW 3 | SW 2 | 10 | 10 | 10 | — | ≡ 7p-11p50 |
| 21 | | | 13.2 | 14.8 | 13.6 | 18.0 | 8.3 | 11.0 | 11.4 | 11.1 | 98 | 91 | 96 | SW 1 | SW 4 | NW 1 | 0 | 0 | 0 | — | ≡ 5p-8p10 |
| 22 | | | 10.8 | 14.6 | 13.2 | 17.7 | 9.7 | 8.2 | 11.8 | 9.5 | 86 | 96 | 85 | S 2 | SW 2 | S 1 | 0 | 0 | 0 | — | |
| 23 | | | 11.8 | 16.4 | 15.2 | **19.5** | 11.5 | 9.8 | 12.1 | 12.6 | 96 | 87 | 98 | C 0 | SW 1 | N 4 | 0 | 0 | 0 | — | |
| 24 | | | 12.0 | 13.8 | 12.2 | 16.3 | 9.7 | 9.9 | 10.2 | 10.3 | 96 | 87 | 98 | N 1 | N 3 | N 4 | 10 | 10 | 10 | — | |
| 25 | | | 12.4 | 15.2 | 12.8 | 18.9 | 11.9 | 10.5 | 10.9 | 10.5 | 98 | 85 | 96 | SW 1 | SW 2 | C 0 | 10 | 10 | 10 | — | ●[0] 9p15-4a55 |
| 26 | | | 11.4 | 15.6 | 12.4 | 16.3 | 11.4 | 9.8 | 12.6 | 10.5 | 98 | 96 | 98 | C 0 | SW 1 | SW 2 | 10 | 0 | 0 | 12.5 | ≡[1] 2a-5a10 |
| 27 | | | 11.8 | 15.8 | 12.2 | 17.1 | 11.3 | 9.8 | **13.1** | 10.3 | 96 | 98 | 98 | SW 2 | SW 4 | SW 3 | 0 | 0 | 0 | — | |
| 28 | | | 11.8 | 16.4 | 11.6 | 18.0 | 10.0 | 9.8 | 9.6 | 9.7 | 96 | **69** | 96 | S 1 | W 1 | C 0 | 0 | 0 | 0 | — | |
| 29 | | | 10.6 | 14.2 | 13.4 | 18.3 | 10.0 | 9.0 | 11.8 | 11.2 | 95 | 98 | 98 | SE 1 | SW 1 | SW 1 | 0 | 0 | 10 | — | ≡[1] 2p25-3p40 |
| Pro. Mit. | | | 12.1 | 14.4 | 12.3 | 16.1 | 10.2 | 9.9 | 11.1 | 10.1 | 94 | 91 | 95 | 2.2 | 2.6 | 2.3 | 5.8 | 5.8 | 5.8 | 154.2 | |

**Barómetro** reducido a 0°C y a gravedad normal.

**Barometer** reduciert auf 0°C und Nor

(1) (relámpagos blancos) SW-NE 11a30-1p20; ⌓ n.

**RTO MONTT** (H = 6 m) **FEBRERO 1912** φ = 41° 28′ S λ = 72° 55′ W $h_a$ = —0.2

| p. a la emp. emp Freien. C° Min. | Velocidad del viento Windgeschwindigkeit m/minuto 7a | 2p | 9p | km 9p-7a | 7a-2p | 2p-9p | 7a-7a | k 1h | Nubes (clase y dirección) Wolken (Art und Richtung) 7a | 2p | 9p | Agua caída Niederschlag mm 7a | 2p | 9p | Evaporación Verdunstung mm 7a | 2p | 9p | 7a-7a |
|---|---|---|---|---|---|---|---|---|---|---|---|---|---|---|---|---|---|---|
| | | | | | | | | | ni N | ni NW | a-cu NW | 14.2 | 2.0 | — | | | | |
| | | | | | | | | | a-str | cu-ni W | ni NW | 0.1 | 3.2 | 0.4 | | | | |
| | | | | | | | | | fr-ni W | a-cu W | a-str | 2.0 | 0.8 | — | | | | |
| | | | | | | | | | ni NW | ni NW | ni W | — | 15.8 | 1.5 | | | | |
| | | | | | | | | | ni NW, ci | ni NW | ni NW | 2.7 | 0.8 | 1.6 | | | | |
| | | | | | | | | | ni NW | ni NW | ni NW | 2.0 | 31.3 | 5.0 | | | | |
| | | | | | | | | | fr-cu NW | cu-ni W | ni N | 7.0 | 0.2 | — | | | | |
| | | | | | | | | | ni N | ni NW | ni NW | 37.0 | 11.2 | 2.1 | | | | |
| | | | | | | | | | ni NW | ni NW | | 2.1 | 2.6 | — | | | | |
| | | | | | | | | | fr-cu SW | fr-cu S | a-cu S | — | — | — | | | | |
| | | | | | | | | | a-cu S | ci W | | — | — | — | | | | |
| | | | | | | | | | ci NW | ci NW | ni N | — | — | 10.2 | | | | |
| | | | | | | | | | cu-ni NW | ni NW | ni NW | 2.0 | 1.6 | 3.7 | | | | |
| | | | | | | | | | ni NW | cu-ni N | | 0.4 | 0.9 | 1.2 | | | | |
| | | | | | | | | | ni NW | cu-ni W | | — | 2.1 | — | | | | |
| | | | | | | | | | fr-cu S | fr-cu S, ci W | a-str | — | — | — | | | | |
| | | | | | | | | | ni NW | cu-ni NW | ni NW | 5.0 | 8.4 | 1.2 | | | | |
| | | | | | | | | | cu-ni W | cu-ni SW | | 7.6 | 2.9 | — | | | | |
| | | | | | | | | | | ci S | fr-cu S | — | — | — | | | | |
| | | | | | | | | | a-cu S | a-cu S | a-str S | — | — | — | | | | |
| | | | | | | | | | a-str S | a-str S | a-str | — | 0.0 | — | | | | |
| | | | | | | | | | a-str S | ci SW | | — | — | — | | | | |
| | | | | | | | | | fr-cu S | | | — | — | — | | | | |
| | | | | | | | | | a-str N | ci-cu NW | a-str | — | — | — | | | | |
| | | | | | | | | | ni NW | ni NW | ci W | 22.8 | 4.2 | 0.3 | | | | |
| | | | | | | | | | ni NW | a str W | | 0.2 | 1.9 | — | | | | |
| | | | | | | | | | cu-ni SW | fr-cu S | a-cu S | — | — | — | | | | |
| | | | | | | | | | a-cu S | ci-cu S | | — | — | — | | | | |
| | | | | | | | | | cu-ni SW | ci-cu SW | ci-cu S | — | — | — | | | | |
| | | | | | | | | | | | | 105.1 | 89.9 | 27.2 | | | | |

**TA CORONA** (H = 25 m) **FEBRERO 1912** φ = 41° 51′ S λ = 73° 50′ W $h_a$ = —

| | | | | | | | | | | | | | | | | | | |
|---|---|---|---|---|---|---|---|---|---|---|---|---|---|---|---|---|---|---|
| 600 | 100 | 250 | | | | | | | cu-ni | cu-ni | cu-ni | 10.0 | — | — | | | | |
| 500 | 450 | 300 | | | | | | | ni | ni | ni | — | 3.5 | — | | | | |
| 300 | 400 | 600 | | | | | | | cu | ni | ni | 2.1 | — | — | | | | |
| **900** | 600 | 500 | | | | | | | cu-ca | cu | cu | — | 16.5 | 10.0 | | | | |
| 300 | 100 | 400 | | | | | | | ni | ni | ni | 4.0 | — | — | | | | |
| 200 | 500 | 300 | | | | | | | ni | ni | ni | 7.0 | 4.0 | 6.0 | | | | |
| 450 | 700 | 800 | | | | | | | ni | ni | ni | 6.0 | — | — | | | | |
| 500 | 600 | 500 | | | | | | | ni | ni | ni | 34.5 | — | — | | | | |
| 500 | 300 | 300 | | | | | | | ni | ni | ni | 0.1 | — | — | | | | |
| 100 | 100 | 100 | | | | | | | | | | — | — | — | | | | |
| 100 | 100 | 100 | | | | | | | | | | — | — | — | | | | |
| 0 | 300 | 0 | | | | | | | | ni | ni | — | — | 6.5 | | | | |
| 450 | 300 | 500 | | | | | | | ni | ni | ni | — | — | — | | | | |
| 100 | 300 | 500 | | | | | | | ni | ni | ni | — | — | 7.0 | | | | |
| 300 | 300 | 100 | | | | | | | ni | ni | ni | — | — | 3.0 | | | | |
| 0 | 100 | 300 | | | | | | | | | fr-cu | 15.0 | — | — | | | | |
| 300 | 100 | 100 | | | | | | | ni | ni | ni | 4.5 | — | — | | | | |
| 500 | 800 | 100 | | | | | | | ni | ni | ni | — | — | — | | | | |
| 100 | 300 | 100 | | | | | | | | | | 3.0 | — | — | | | | |
| 100 | 360 | 300 | | | | | | | ni | ni | | — | — | — | | | | |
| 100 | 500 | 100 | | | | | | | | | | — | — | — | | | | |
| 300 | 300 | 100 | | | | | | | | | | — | — | — | | | | |
| 0 | 100 | 500 | | | | | | | | | | — | — | — | | | | |
| 100 | 450 | 500 | | | | | | | ni | ni | ni | — | — | — | | | | |
| 100 | 300 | 0 | | | | | | | ni | ni | ni | — | — | — | | | | |
| 0 | 100 | 300 | | | | | | | ni | | | 12.5 | — | — | | | | |
| 300 | 500 | 360 | | | | | | | | | | — | — | — | | | | |
| 100 | 100 | 0 | | | | | | | | | | — | — | — | | | | |
| 100 | 100 | 100 | | | | | | | | | cu-ni | — | — | 0.0 | | | | |
| 255 | 319 | 279 | | | | | | | | | | 98.7 | 23.0 | 32.5 | | | | |

Observaciones se efectuaron según hora oficial de Chile (75° de long.)

Alle Beobachtungen nach chilenischer Einheitszeit (75° Länge).

**HUAFO** (H = 142 m) **FEBRERO 1912** φ = 43° 33′ S λ = 74° 45′ W C$_g$

| Dia / Tag | Barómetro Barometer 700 mm + | | | Temperatura del aire Lufttemperatur (°) | | | | | Humedad absoluta Absolute Feuchtigkeit mm | | | Humedad relativa Relative Feuchtigkeit % | | | Dirección y fuerza del viento Richtung und Stärke des Windes 0—12 B | | | | | | Nebulosidad Bewölkung 0—10 | | | Agua caída Niederschlag mm | Notas Bemerkunge |
|---|---|---|---|---|---|---|---|---|---|---|---|---|---|---|---|---|---|---|---|---|---|---|---|---|
| | 7a | 2p | 9p | 7a | 2p | 9p | Max. | Min. | 7a | 2p | 9p | 7a | 2p | 9p | 7a | | 2p | | 7p | | 7a | 2p | 9p | 7a-7a | |
| 1 | 48.8 | 49.9 | 49.2 | 11.6 | 12.4 | 11.6 | 14.2 | 10.8 | 6.6 | 7.5 | 7.0 | 64 | 70 | 69 | W | 6 | W | 6 | W | 6 | 8 | 8 | 8 | 3.2 | |
| 2 | 45.2 | 46.0 | 48.2 | 11.6 | 11.8 | 10.8 | 12.8 | 9.4 | 7.7 | 7.1 | 6.7 | 76 | 69 | 70 | W | 8 | SW | 10 | SW | 8 | 6 | 6 | 6 | 3.4 | ● ch MN-MN ↙ SV |
| 3 | 51.1 | 52.1 | 47.4 | 10.6 | 12.8 | 12.2 | 13.6 | 9.6 | 7.4 | 8.2 | 10.1 | 77 | 75 | 96 | SW | 6 | W | 6 | N | 8 | 8 | 8 | 10 | 3.4 | ● MN-7a20, ● y |
| 4 | 36.3 | 35.0 | 39.1 | 13.6 | 11.8 | 10.2 | 13.8 | 10.0 | **11.6** | 8.1 | 6.7 | 00 | 78 | 72 | N | 10 | SW | 12 | SW | 12 | 10 | 8 | 6 | 4.2 | ‖ y ≡ MN-9a, ● |
| 5 | 44.9 | 45.1 | 43.3 | 9.4 | 10.2 | 10.2 | 10.8 | 8.2 | 6.3 | 7.6 | 7.4 | 71 | 82 | 79 | SW | 8 | SW | 6 | W | 6 | 8 | 8 | 8 | 3.6 | ● ch MN-3a, ● 9 |
| 6 | 36.6 | 36.3 | 39.9 | 11.2 | 12.8 | 10.6 | 15.6 | 9.8 | 9.7 | 9.2 | 7.4 | 98 | 85 | 77 | N | 6 | W | 4 | SW | 8 | 10 | 6 | 6 | 9.0 | ‖ 3a MD, ● ch 3p |
| 7 | 49.0 | 46.9 | 39.1 | 10.6 | 11.4 | 11.8 | 12.2 | 8.8 | **5.1** | 7.1 | 10.3 | **54** | 71 | 00 | SW | 6 | NW | 8 | N | 10 | 8 | 8 | 10 | 10.8 | ● 5p10-10p, ● 1 |
| 8 | 34.0 | **33.6** | 42.2 | 12.4 | 14.8 | 11.2 | 13.8 | 11.0 | 10.7 | 9.4 | 7.5 | 00 | 80 | 75 | NW | 8 | W | 12 | SW | 8 | 10 | 10 | 8 | 8.2 | ● MD-3p, ● ch |
| 9 | 46.1 | 49.4 | 54.8 | 10.0 | 12.8 | 11.2 | 12.8 | 9.2 | 8.2 | 8.7 | 8.4 | 89 | 80 | 85 | SW | 8 | SW | 6 | SW | 4 | 8 | 6 | 6 | 5.3 | ● ch MN-3p10 |
| 10 | 56.0 | 54.3 | 53.2 | 11.4 | 13.6 | 11.4 | 15.8 | 10.0 | 9.1 | 7.5 | 9.3 | 91 | 64 | 93 | SW | 4 | S | 2 | S | 2 | 8 | 6 | 4 | 2.0 | |
| 11 | 50.7 | 50.3 | 48.6 | 11.8 | 13.6 | 11.4 | 13.8 | 9.8 | 8.1 | 8.0 | 8.6 | 78 | 69 | 86 | S | 2 | S | 2 | S | 2 | 2 | 4 | 0 | — | |
| 12 | 45.0 | 44.2 | 46.0 | 11.8 | 10.0 | 11.4 | 13.2 | 10.0 | 8.3 | 9.2 | 8.3 | 81 | 00 | 83 | NW | 4 | SW | 4 | SW | 4 | 6 | 10 | 4 | — | ● y ≡ 11a20-3p |
| 13 | 45.7 | 44.6 | 46.6 | 10.2 | 12.6 | 12.2 | 12.6 | 10.0 | 9.0 | 9.6 | 9.3 | 97 | 89 | 89 | NW | 8 | NW | 8 | NW | 6 | 10 | 10 | 10 | **14.3** | ● " 3a10-MN; ≡ 3 |
| 14 | 48.4 | 48.3 | 47.3 | 12.2 | 13.2 | 13.4 | 13.6 | 11.8 | 10.6 | 10.8 | 11.4 | 00 | 96 | 00 | NW | 6 | NW | 8 | NW | 8 | 10 | 10 | 10 | 5.4 | ● ° MN-1p10, 5p-M |
| 15 | 47.9 | 49.8 | 51.0 | 10.6 | 11.8 | 10.4 | 13.2 | 8.2 | 7.2 | 8.1 | 8.2 | 74 | 78 | 88 | W | 4 | SW | 6 | S | 6 | 6 | 6 | 0 | 5.8 | ● ° MN-3a; ≡ MN |
| 16 | 52.1 | 49.7 | 43.2 | 10.0 | 12.8 | 11.2 | 13.8 | 9.8 | 7.7 | 7.7 | 9.4 | 84 | 70 | 95 | SW | 6 | NW | 8 | N | 12 | 6 | 4 | 10 | — | ↙ N 8p40-MN |
| 17 | 42.3 | 44.4 | 45.7 | 9.2 | 11.0 | 10.2 | 11.4 | **6.0** | 7.5 | 6.0 | 8.3 | 87 | 61 | 90 | W | 10 | W | 10 | W | 8 | 6 | 8 | 8 | 0.6 | ● ch 1a25-MN, △ |
| 18 | 45.7 | 51.3 | 56.7 | 9.2 | 11.8 | 10.6 | 12.2 | 8.6 | 6.4 | 6.7 | 8.1 | 74 | 65 | 85 | SW | 8 | S | 12 | S | 6 | 6 | 4 | 0 | 10.6 | ● MN-6a, △ 2a3 |
| 19 | **59.8** | 59.6 | 58.9 | 10.4 | 12.0 | 10.6 | 13.2 | 8.8 | 7.5 | 7.0 | 7.8 | 80 | 67 | 83 | S | 4 | S | 2 | S | 2 | 6 | 6 | 6 | — | |
| 20 | 56.1 | 54.3 | 53.7 | 11.4 | 12.8 | 12.2 | 13.2 | 10.2 | 10.1 | 11.0 | 10.6 | 00 | 00 | 00 | C | 0 | SW | 4 | SW | 2 | 10 | 10 | 10 | 0.6 | ‖ y ≡ 3a30-MN |
| 21 | 52.4 | 51.3 | 52.5 | 11.8 | 12.6 | 10.4 | 13.0 | 9.8 | 10.3 | 10.6 | 8.9 | 00 | 98 | 95 | SW | 2 | W | 2 | S | 6 | 10 | 10 | 6 | 7.6 | ‖ y ≡ MN-6p |
| 22 | 54.1 | 54.6 | 54.0 | 10.2 | 12.4 | 10.8 | 12.8 | 9.0 | 6.9 | 6.8 | 7.7 | 74 | 63 | 81 | S | 4 | S | 2 | S | 2 | 6 | 4 | 4 | 1.4 | |
| 23 | 51.5 | 50.0 | 48.3 | 11.6 | 14.6 | 12.8 | 15.4 | 9.0 | 8.7 | 10.5 | 11.0 | 86 | 85 | 00 | W | 2 | NW | 2 | NW | 4 | 8 | 6 | 10 | — | ≡ 6p10-MN |
| 24 | 44.3 | 44.0 | 43.1 | 13.2 | 13.6 | 13.2 | 13.8 | 12.6 | 11.3 | 11.3 | 11.3 | 00 | 98 | 00 | N | 8 | N | 8 | N | 8 | 10 | 10 | 10 | 0.6 | ‖ 5a-MN; ≡ MN |
| 25 | 44.1 | 45.8 | 46.3 | 10.6 | 13.2 | 11.4 | 15.0 | 10.0 | 8.1 | 9.5 | 9.1 | 85 | 85 | 91 | SW | 6 | SW | 2 | SW | 2 | 6 | 8 | 6 | 4.0 | ‖ MN-3a; ≡ MN |
| 26 | 46.0 | 47.6 | 50.4 | 11.2 | 14.0 | 12.8 | **16.0** | 11.2 | 8.2 | 9.5 | 8.7 | 83 | 80 | 80 | W | 2 | W | 2 | W | 2 | 6 | 4 | 4 | 1.4 | ● ch 4a-6a |
| 27 | 51.2 | 52.9 | 54.4 | 11.8 | 12.8 | 11.8 | 13.2 | 9.8 | 9.1 | 9.0 | 9.3 | 88 | 82 | 91 | S | 2 | S | 2 | S | 2 | 6 | 8 | 4 | — | |
| 28 | 55.1 | 54.8 | 54.8 | 10.6 | 12.6 | 11.0 | 12.8 | 9.0 | 7.8 | 7.6 | 8.8 | 83 | 70 | 90 | S | 6 | S | 8 | S | 6 | 4 | 2 | 4 | — | |
| 29 | 52.5 | 52.0 | 54.1 | 11.6 | 13.2 | 11.8 | 13.4 | 10.6 | 9.4 | 10.8 | 9.3 | 94 | 96 | 91 | W | 2 | SW | 4 | S | 2 | 10 | 10 | 10 | 1.0 | ‖ 5a10-1p20; ≡ |
| Pro. Mit. | 48.0 | 48.2 | 48.7 | 11.1 | 12.6 | 11.4 | 13.4 | 9.7 | 8.4 | 8.6 | 8.8 | 85 | 80 | 87 | | 5.4 | | 5.8 | | 5.6 | 7.5 | 7.2 | 6.5 | 106.4 | |

**EVANJELISTAS** (H = 55 m) **FEBRERO 1912** φ = 52° 24′ S λ = 75° 06′ W C$_g$

| | | | | | | | | | | | | | | | | | | | | | | | | | |
|---|---|---|---|---|---|---|---|---|---|---|---|---|---|---|---|---|---|---|---|---|---|---|---|---|---|
| 1 | 39.2 | 38.7 | 34.7 | 7.4 | 8.2 | 9.0 | | | 6.4 | 6.5 | 6.5 | 83 | 81 | 76 | W | 7 | WSW | 9 | W | 9 | 8 | 7 | 9 | 8.4 | ● ch, △ |
| 2 | 28.6 | 32.4 | 39.0 | 5.6 | 8.0 | 8.2 | | | 6.8 | 7.6 | 7.2 | 00 | 94 | 89 | W | 10 | SW | 11 | S | 8 | 10 | 9 | 8 | 2.5 | ● ch, △; ↙ 9a- |
| 3 | 47.7 | 44.1 | 39.9 | 7.4 | 8.0 | 8.6 | | | 7.0 | 7.8 | 8.3 | 91 | 98 | 60 | WSW | 4 | WNW | 7 | NW | 6 | 8 | 10 | 10 | 46.8 | ● y ≡ 2p30-MN |
| 4 | 24.2 | 25.1 | 33.8 | 9.6 | 8.0 | 6.8 | | | 8.7 | 7.6 | **4.4** | 98 | 94 | **60** | WSW | 2 | S | 7 | S | 9 | 10 | 10 | 10 | 3.2 | ● y ≡ MN-2a3 |
| 5 | 38.6 | 39.6 | 39.7 | 4.8 | 6.8 | 5.4 | | | 5.4 | 5.7 | 5.7 | 84 | 77 | 85 | S | 5 | SSW | 5 | W | 2 | 8 | 7 | 8 | 3.0 | ● ch; ◠ 5p20 |
| 6 | 37.6 | 36.7 | 39.7 | 6.2 | 7.0 | 5.0 | | | 5.8 | 5.8 | 6.3 | 82 | 77 | 97 | SW | 3 | SW | 3 | SW | 5 | 9 | 8 | 7 | 1.6 | ● ch |
| 7 | 37.9 | 29.5 | 25.7 | 5.2 | 9.0 | 9.2 | | | 6.4 | 8.6 | 7.6 | 97 | 00 | 89 | W | 3 | NW | 10 | NNW | 7 | 10 | 10 | 10 | 16.6 | ● y ≡ 9a-2p30; |
| 8 | **22.9** | 25.5 | 33.4 | 7.8 | 9.2 | 8.4 | | | 6.8 | 7.9 | 6.6 | 86 | 87 | 81 | W | 5 | WSW | 4 | SW | 6 | 8 | 8 | 10 | 0.0 | ● ch |
| 9 | 43.3 | 47.8 | 52.3 | 6.5 | 7.8 | 5.4 | | | 6.1 | 6.4 | 5.7 | 84 | 81 | 85 | SW | 3 | SSW | 6 | SSW | 6 | 10 | 7 | 8 | 3.4 | ● ch |
| 10 | 50.9 | 49.1 | 52.4 | 7.6 | 9.8 | 9.6 | | | 6.9 | 8.3 | 8.0 | 89 | 92 | 89 | WNW | 4 | WNW | 8 | W | 7 | 10 | 9 | 10 | 5.9 | ● y ≡ a interv. |
| 11 | 52.3 | 48.5 | 42.2 | 9.6 | 10.2 | 10.4 | | | 8.4 | 8.6 | **9.2** | 95 | 93 | 98 | WNW | 5 | NNW | 6 | NNW | 9 | 8 | 8 | 10 | 12.3 | ● 3p-MN; ≡ 6p- |
| 12 | 37.7 | 33.4 | 36.7 | 10.0 | 10.6 | 9.2 | | | 8.9 | 8.7 | 8.7 | 98 | 95 | 00 | NW | 7 | NW | 8 | W | 8 | 8 | 10 | 10 | 21.5 | ● y ≡ MN-4a3 |
| 13 | 38.4 | 36.8 | 39.8 | 7.4 | 8.2 | 8.6 | | | 7.0 | 6.5 | 7.4 | 91 | 81 | 89 | WNW | 6 | W | 6 | W | 4 | 10 | 7 | 5 | 6.4 | ● y ≡ 2a-5a30; ↙ |
| 14 | 31.5 | 29.5 | 29.8 | 9.2 | 10.0 | 9.0 | | | 8.2 | 6.8 | 6.5 | 95 | 74 | 76 | NNW | 10 | WNW | 10 | W | 11 | 10 | 8 | 10 | 30.0 | ● y ≡ 4a30-7a; |
| 15 | 49.0 | 31.7 | 39.3 | 7.8 | 7.8 | 7.6 | | | 7.0 | 7.7 | 6.7 | 89 | 98 | 86 | W | 10 | WSW | 11 | SW | 10 | 10 | 10 | 10 | **48.0** | ● ch todo el dia |
| 16 | 44.3 | 42.5 | 37.6 | 7.2 | 8.4 | 7.2 | | | 7.1 | 7.1 | 7.1 | 94 | 87 | 94 | SW | 8 | W | 7 | N | 5 | 7 | 7 | 10 | 9.7 | ● ch |
| 17 | 35.7 | 38.1 | 44.2 | 4.8 | 7.8 | 7.8 | | | 6.2 | 7.5 | 7.7 | 97 | 94 | 98 | NNE | 2 | WS | 1 | S | 2 | 10 | 10 | 9 | 4.8 | ● ch 2a-8a |
| 18 | 52.9 | 58.7 | **61.2** | 7.6 | 8.4 | 8.0 | | | 7.8 | 7.1 | 7.1 | 00 | 87 | 89 | SSW | 4 | SW | 3 | SW | 1 | 8 | 5 | 7 | 0.8 | ● ch; ◠ 5p15 |
| 19 | 59.8 | 55.4 | 49.8 | 7.8 | 8.4 | 9.6 | | | 7.9 | 8.0 | 8.9 | 00 | 97 | 00 | NW | 6 | NNW | 8 | NNW | 8 | 10 | 10 | 10 | 14.8 | ● 6a30-MN; ≡ |
| 20 | 50.4 | 51.4 | 49.7 | 9.8 | 8.4 | 8.2 | | | 8.7 | 7.3 | 6.5 | 00 | 89 | 81 | NW | 5 | WSW | 6 | SW | 7 | 10 | 10 | 10 | 5.6 | ● MN-2a, ● ch |
| 21 | 49.6 | 48.2 | 51.4 | 6.4 | 8.2 | 7.0 | | | 6.6 | 6.8 | 6.4 | 91 | 83 | 85 | SW | 3 | SW | 7 | SW | 6 | 7 | 6 | 7 | 1.8 | ● ch, △; ◠ 4p |
| 22 | 51.9 | 50.0 | 50.3 | 7.8 | 7.8 | 8.0 | | | 7.2 | 7.7 | 7.3 | 92 | 98 | 92 | WSW | 6 | WNW | 8 | W | 4 | 9 | 10 | 10 | 13.4 | ● ch |
| 23 | 45.7 | 42.6 | 39.2 | 8.0 | 7.6 | 9.8 | | | 6.9 | 7.8 | 9.0 | 86 | 00 | 00 | W | 2 | SE | 1 | NW | 3 | 10 | 10 | 10 | 15.7 | ● 3a30-11p; ≡ |
| 24 | 35.5 | 34.3 | 37.0 | 10.0 | 8.6 | 6.0 | | | **9.2** | 8.3 | 5.9 | 00 | 00 | 85 | NW | 7 | NW | 6 | SSW | 1 | 10 | 10 | 10 | 17.4 | |
| 25 | 38.3 | 40.8 | 41.3 | 6.8 | 8.0 | 7.8 | | | 7.0 | 7.1 | 7.7 | 94 | 89 | 98 | SW | 6 | W | 7 | W | 4 | 8 | 7 | 10 | 6.2 | ● ch |
| 26 | 41.3 | 41.3 | 42.6 | 7.6 | 7.8 | 9.8 | | | 7.6 | 7.7 | 8.6 | 98 | 98 | 95 | W | 3 | NW | 6 | W | 6 | 9 | 10 | 8 | 9.7 | ● a interv. todo |
| 27 | 45.5 | 49.3 | 45.7 | 8.6 | 8.6 | 8.0 | | | 7.9 | 8.1 | 7.8 | 95 | 98 | 98 | W | 7 | WSW | 7 | WNW | 7 | 9 | 8 | 10 | 20.2 | ● a interv. MN- |
| 28 | 51.0 | 49.1 | 45.7 | 9.2 | 9.8 | 8.0 | | | 8.4 | 9.0 | 7.8 | 98 | 00 | 98 | WNW | 8 | WNW | 8 | W | 8 | 10 | 10 | 10 | 20.0 | ● a interv. en el |
| 29 | 53.1 | 56.7 | 56.6 | 8.0 | 9.4 | 8.6 | | | 7.3 | 8.3 | 7.2 | 92 | 95 | 87 | SW | 5 | SW | 4 | WSW | 4 | 8 | 7 | 6 | 1.8 | ● ch I, II |
| Pro. Mit. | 42.6 | 41.6 | 42.4 | 7.6 | 8.5 | 8.1 | | | 7.3 | 7.5 | 7.2 | 93 | 91 | 90 | | 5.4 | | 6.6 | | 6.0 | 9.0 | 8.4 | 9.0 | 351.5 | |

Barómetro reducido a 0°C y a gravedad normal. Barometer reduciert auf 0°C und

(1) MN. (2) MN; ↙ N 6a20-MD; ↙ SW MD-MN (3) 3a-1p10 (4) ≡ 7p-MN; ↙ N 7p10-MN. (5) ≡ MD-6p; ↙ W, 1p10-8p. (6) 1a15, W 1a20-1a25 ↙ N MN-1a10. (7)

**'0** (H = 142 m) **FEBRERO 1912** φ = 43° 33′ S λ = 74° 45′ W $h_a$ = —

| ). a la mp. np. eien. | Velocidad del viento Windgeschwindigkeit | | | | | | | | (Nubes clase y dirección) (Wolken Art und Richtung) | | | Agua caída Niederschlag | | | Evaporación Verdunstung | | | |
|---|---|---|---|---|---|---|---|---|---|---|---|---|---|---|---|---|---|---|
| | m/minuto | | | km | | | | | | | | mm | | | mm | | | |
| Min. | 7a | 2p | 9p | 9p-7a | 7a-2p | 2p-9p | 7a-7a | k/1h | 7a | 2p | 9p | 7a | 2p | 9p | 7a | 2p | 9p | 7a-7a |
| | | | | | | | | | str-cu | cu-ni | str-cu | 0.2 | — | — | | | | |
| | | | | | | | | | cu-ni | cu-ni | cu-ni | 3.4 | 2.2 | 0.8 | | | | |
| | | | | | | | | | cu-ni | cu-ni | ni | 0.4 | — | 0.2 | | | | |
| | | | | | | | | | str-cu | str-cu | cu-ni | 4.0 | 1.4 | 1.2 | | | | |
| | | | | | | | | | cu-ni | cu-ni | cu-ni | 1.0 | 3.4 | 0.4 | | | | |
| | | | | | | | | | ni | cu-ni | cu-ni | 5.2 | 8.6 | 1.6 | | | | |
| | | | | | | | | | ni | str-cu | ni | 0.6 | — | 2.0 | | | | |
| | | | | | | | | | a-cu | ni | cu-ni | 6.2 | 1.6 | 1.2 | | | | |
| | | | | | | | | | cu-ni | | cu-ni | 2.5 | 2.0 | 0.0 | | | | |
| | | | | | | | | | | str-cu, ci-cu | | — | — | — | | | | |
| | | | | | | | | | a-cu | | a-cu | — | — | — | | | | |
| | | | | | | | | | a-cu | | a-cu | — | — | — | | | | |
| | | | | | | | | | str-cu, ci-cu | fr-cu, ni | | — | 6.4 | 5.4 | | | | |
| | | | | | | | | | ni | ni | str, ni | 2.5 | 2.8 | 1.0 | | | | |
| | | | | | | | | | ni | str | ni | 1.6 | 0.4 | 1.2 | | | | |
| | | | | | | | | | cu-ni | cu-ni | | 4.2 | — | — | | | | |
| | | | | | | | | | | cu-ni | | — | — | — | | | | |
| | | | | | | | | | str, str-cu | cu-ni | cu-ni, str | 0.6 | 1.2 | 2.6 | | | | |
| | | | | | | | | | cu-ni | str-cu | | 6.8 | — | — | | | | |
| | | | | | | | | | | str-cu | str | — | — | — | | | | |
| | | | | | | | | | ni, a-cu | ni | ni | 0.6 | 5.0 | 1.2 | | | | |
| | | | | | | | | | ni | ni | cu-ni | 1.4 | 1.0 | 0.4 | | | | |
| | | | | | | | | | cu-ni | | str-cu | — | — | — | | | | |
| | | | | | | | | | | ci | str | — | — | — | | | | |
| | | | | | | | | | str, ni | ni, ci-cu | ni | 0.6 | 1.2 | 0.8 | | | | |
| | | | | | | | | | cu-ni | | str-cu | 2.0 | — | — | | | | |
| | | | | | | | | | | str-cu | | 1.4 | — | — | | | | |
| | | | | | | | | | a-cu | cu ni, str-cu | cu-ni, a-cu | — | — | — | | | | |
| | | | | | | | | | a-cu | str-cu | | — | — | — | | | | |
| | | | | | | | | | ni, ci-str | ni | str, str-cu | 1.0 | 0.6 | — | | | | |
| | | | | | | | | | | | | 46.2 | 37.8 | 20.0 | | | | |

**JELISTAS** (H = 55 m) **FEBRERO 1912** φ = 52° 24′ S λ = 75° 06′ W $h_a$ = —

| | | | | | | | | | | | | | | | | | | |
|---|---|---|---|---|---|---|---|---|---|---|---|---|---|---|---|---|---|---|
| | | | | | | | | | cu-ni | cu | cu | | | | | | | |
| | | | | | | | | | ni | ni | cu-ni | | | | | | | |
| | | | | | | | | | cu-ni, ni | ni | ni | | | | | | | |
| | | | | | | | | | cu-ni, ni | ni | ni | | | | | | | |
| | | | | | | | | | cu-ni | cu | cu-ni | | | | | | | |
| | | | | | | | | | str-cu | str-cu | cu-ni | | | | | | | |
| | | | | | | | | | ni | ni | ni | | | | | | | |
| | | | | | | | | | ni, ci | ni | ni | | | | | | | |
| | | | | | | | | | fr-ni | cu | cu-ni | | | | | | | |
| | | | | | | | | | ni | ni | cu-ni | | | | | | | |
| | | | | | | | | | cu-ni, ci | cu-ni, str-cu | ni | | | | | | | |
| | | | | | | | | | cu-ni, ci | ni | ni | | | | | | | |
| | | | | | | | | | cu-ni | cu-ni, ci | cu | | | | | | | |
| | | | | | | | | | cu-ni | cu-ni | ni | | | | | | | |
| | | | | | | | | | cu-ni | ni | ni | | | | | | | |
| | | | | | | | | | cu-ni, ci | cu-ni | ni | | | | | | | |
| | | | | | | | | | ni | cu-ni | cu-ni | | | | | | | |
| | | | | | | | | | cu-ni | cu-ni | cu-ni | | | | | | | |
| | | | | | | | | | ni | ni | ni | | | | | | | |
| | | | | | | | | | ni | cu-ni | cu-ni | | | | | | | |
| | | | | | | | | | cu-ni | cu-ni | cu | | | | | | | |
| | | | | | | | | | ni | ni | ni | | | | | | | |
| | | | | | | | | | ni | ni | ni | | | | | | | |
| | | | | | | | | | ni | ni | ni | | | | | | | |
| | | | | | | | | | cu-ni | cu-ni, ci | ni | | | | | | | |
| | | | | | | | | | cu-ni | ni | cu-ni | | | | | | | |
| | | | | | | | | | cu-ni | cu-ni, ci-str | ni | | | | | | | |
| | | | | | | | | | ni | ni | ni | | | | | | | |
| | | | | | | | | | cu-ni | cu-ni | cu-ni | | | | | | | |

Observaciones se efectuaron según hora oficial de Chile (75° de long.)

Alle Beobachtungen nach chilenischer Einheitszeit (75° Länge).

## PUNTA DUNGENES (H = 5 m) — FEBRERO 1912 — φ = 52° 24′ S — λ = 68° 25′ W — $C_g$

| Día / Tag | Barómetro Barometer 700 mm + | | | Temperatura del aire Lufttemperatur C° | | | | | Humedad absoluta Absolute Feuchtigkeit mm | | | Humedad relativa Relative Feuchtigkeit % | | | Dirección y fuerza del viento Richtung und Stärke des Windes 0—12 B | | | Nebulosidad Bewölkung 0—10 | | | Agua caída Niederschlag mm | Notas Bemerkung |
|---|---|---|---|---|---|---|---|---|---|---|---|---|---|---|---|---|---|---|---|---|---|---|
| | 7a | 2p | 9p | 7a | 2p | 9p | Max. | Min. | 7a | 2p | 9p | 7a | 2p | 9p | 7a | 2p | 9p | 7a | 2p | 9p | 7a - 7a | |
| 1 | 43.2 | 41.3 | 41.3 | 10.0 | 15.0 | 14.6 | 16.0 | 5.8 | 8.2 | 8.1 | 12.1 | 89 | 64 | 98 | SW 5 | SW 4 | SW 4 | 0 | 3 | 5 | — | |
| 2 | 35.8 | 33.2 | 34.5 | 9.0 | 13.8 | 9.2 | 14.8 | 6.2 | 8.1 | 8.6 | 8.0 | 95 | 73 | 92 | WNW 1 | WSW 3 | SW 5 | 10 | 8 | 10 | — | ||| ² interv |
| 3 | 44.6 | 47.2 | 44.7 | 8.6 | 13.8 | 9.8 | 14.0 | 7.6 | 7.0 | 9.9 | 8.6 | 84 | 85 | 95 | SW 5 | SW 3 | C 0 | 6 | 0 | 10 | 0.0 | |
| 4 | 29.8 | 27.1 | 27.9 | 9.4 | 13.2 | 10.0 | 14.0 | 7.6 | 7.9 | 9.5 | 8.7 | 89 | 85 | 95 | NW 2 | C 0 | C 0 | 10 | 10 | 10 | — | ||| ² interv |
| 5 | 33.1 | 36.4 | 39.2 | 8.0 | 10.0 | 8.4 | 11.0 | 5.6 | 6.7 | 8.7 | **5.8** | 83 | 95 | 70 | SW 5 | SW 5 | SW 5 | 5 | 9 | 6 | 0.0 | |
| 6 | 40.5 | 39.7 | 40.0 | 7.0 | 10.2 | 8.4 | 11.4 | 7.0 | 6.2 | 8.8 | 6.9 | 82 | 95 | 84 | WSW 2 | WSW 1 | WSW 1 | 4 | 6 | 10 | — | |
| 7 | 41.1 | 40.1 | 32.7 | 6.4 | 9.2 | 11.2 | 11.4 | 6.0 | 6.8 | 8.4 | 8.9 | 94 | 98 | 90 | SW 4 | WSW 4 | NW 1 | 8 | 10 | 9 | — | |
| 8 | 28.0 | **26.6** | 29.7 | 9.6 | 11.6 | 10.2 | 12.2 | 6.2 | 7.2 | 8.7 | 8.6 | 82 | 86 | 93 | C 0 | WSW 2 | SW 3 | 6 | 9 | 6 | — | |
| 9 | 41.9 | 46.2 | 40.8 | 7.2 | 12.0 | 8.8 | 12.6 | 7.0 | 6.1 | 5.9 | 7.1 | 80 | **55** | 84 | SSE 1 | SW 3 | SSW 4 | 10 | 6 | 0 | — | |
| 10 | 55.2 | 54.6 | 52.6 | 7.8 | 10.8 | 11.2 | 11.4 | 7.6 | 6.6 | 8.0 | 7.0 | 83 | 83 | 71 | SW 3 | NW 3 | NNW 4 | 10 | 5 | 6 | — | |
| 11 | 54.5 | 54.4 | 52.4 | 10.2 | 15.8 | 10.8 | 16.0 | 7.2 | 6.5 | 7.9 | 8.4 | 70 | 59 | 89 | WSW 3 | SW 1 | C 0 | 1 | 3 | 10 | — | |
| 12 | 45.0 | 40.4 | 41.1 | 16.4 | 18.8 | 12.8 | **19.8** | 7.4 | 8.8 | **14.5** | 9.5 | 64 | 90 | 87 | NW 1 | C 0 | W 1 | 1 | 8 | 1 | — | |
| 13 | 41.0 | 38.3 | 41.6 | 9.8 | 15.8 | 11.0 | 16.2 | 5.4 | 8.6 | 11.9 | 9.3 | 95 | 89 | 95 | NW 1 | NNW 2 | SW 3 | 10 | 7 | 0 | — | |
| 14 | 45.2 | 38.7 | 36.0 | 10.2 | 12.8 | 11.6 | 15.0 | 8.4 | 8.3 | 10.8 | 10.2 | 90 | 98 | **00** | W 2 | NW 3 | SW 4 | 9 | 9 | 0 | — | ≡ ¹ 6p-MN |
| 15 | 37.6 | 35.0 | 37.1 | 9.6 | 13.6 | 10.4 | 14.0 | 7.4 | 8.7 | 11.1 | 8.4 | 98 | 96 | 91 | W 4 | W 4 | WSW 4 | 6 | 7 | 10 | — | |
| 16 | 42.6 | 44.9 | 46.6 | 9.2 | 12.2 | 9.8 | 13.0 | 7.2 | 7.5 | 10.1 | 7.6 | 87 | 96 | 84 | SW 5 | SW 5 | W 1 | 8 | 8 | 8 | **6.5** | ● |
| 17 | 41.9 | 37.9 | 41.6 | 9.8 | 8.6 | 10.4 | 11.4 | 6.2 | 8.1 | 8.1 | 8.0 | 89 | 98 | 85 | NNW 1 | NNW 2 | E 4 | 9 | 10 | 10 | — | ≡ 0p30-6p |
| 18 | 51.5 | 56.1 | 61.2 | 9.0 | 12.6 | 10.0 | 13.8 | 6.8 | 7.6 | 8.3 | 8.7 | 89 | 77 | 95 | SSW 2 | SW 2 | SW 3 | 2 | 9 | 0 | — | |
| 19 | **64.4** | 64.3 | 60.0 | 7.8 | 11.8 | 10.2 | 12.6 | 6.6 | 7.7 | 10.1 | 8.6 | 98 | 98 | 93 | SW 2 | C 0 | NW 2 | 5 | 8 | 10 | — | |
| 20 | 55.4 | 54.9 | 50.1 | 10.6 | 16.2 | 10.2 | 16.4 | **5.0** | 8.3 | 12.8 | 8.1 | 89 | 94 | 87 | NW 1 | W 1 | SW 4 | 5 | 9 | 9 | — | |
| 21 | 51.0 | 49.6 | 48.8 | 7.6 | 13.0 | 7.6 | 13.2 | 5.6 | 6.7 | 10.6 | 6.5 | 86 | 96 | 83 | SW 4 | SW 4 | SW 3 | 9 | 8 | 0 | — | |
| 22 | 53.5 | 50.8 | 50.4 | 7.6 | 13.6 | 9.4 | 14.0 | 7.2 | 7.3 | 9.0 | 8.6 | 94 | 78 | 98 | WSW 3 | SW 2 | SW 4 | 9 | 8 | 0 | — | |
| 23 | 49.7 | 46.7 | 45.0 | 8.8 | 13.6 | 10.4 | 14.0 | 8.6 | 8.0 | 11.1 | 9.2 | 95 | 96 | 98 | NW 1 | SW 1 | C 0 | 5 | 6 | 10 | — | ≡ ² 7p40-MN |
| 24 | 42.0 | 38.7 | 38.7 | 10.4 | 15.2 | 10.6 | 15.6 | 6.4 | 8.0 | 10.6 | 8.3 | 85 | 83 | 89 | C 0 | C 0 | SW 1 | 8 | 8 | 0 | 1.0 | ≡ ¹ 3p-6p |
| 25 | 39.4 | 41.1 | 45.1 | 8.6 | 12.6 | 10.8 | 16.2 | 5.4 | 7.2 | 10.3 | 9.2 | 87 | 96 | 95 | SW 3 | SW 3 | SW 3 | 10 | 1 | 0 | — | ≡ ² MN |
| 26 | 45.1 | 45.2 | 46.6 | 9.8 | 14.4 | 11.8 | 14.4 | 8.6 | 7.1 | 11.1 | 9.4 | 79 | 92 | 95 | NW 2 | WSW 1 | W 1 | 8 | 1 | 9 | 4.3 | ● |
| 27 | 48.2 | 48.7 | 53.4 | 10.2 | 12.8 | 9.2 | 13.0 | 5.4 | 8.1 | 9.0 | 8.2 | 87 | 82 | 95 | WSW 1 | SW 3 | SW 4 | 9 | 9 | 0 | — | |
| 28 | 55.8 | 52.5 | 49.3 | 8.6 | 13.4 | 11.2 | 14.0 | 8.0 | 7.4 | 10.7 | 8.4 | 89 | 94 | 85 | W 1 | SW 1 | W 1 | 1 | 8 | 10 | — | |
| 29 | 47.6 | 52.7 | 58.7 | 9.6 | 12.6 | 9.8 | 13.2 | 7.2 | 8.0 | 10.3 | 7.1 | 89 | 96 | 79 | SW 4 | SSW 4 | SW 2 | 0 | 7 | 0 | 4.0 | ● |
| Pro. Mit. | 45.0 | 44.3 | 44.4 | 9.2 | 13.1 | 10.3 | 14.0 | 6.8 | 7.5 | 9.8 | 8.4 | 87 | 87 | 89 | 2.4 | 2.3 | 2.5 | 6.3 | 7.0 | 5.5 | 15.8 | |

## PUNTA ARENAS (H = 4 m) — FEBRERO 1912 — φ = 53° 10′ S — λ = 70° 54′ W — $C_g$ =

| | | | | | | | | | | | | | | | | | | | | | | |
|---|---|---|---|---|---|---|---|---|---|---|---|---|---|---|---|---|---|---|---|---|---|---|
| 1 | 43.9 | 41.8 | 39.9 | 9.7 | 11.4 | 5.6 | 13.5 | 5.4 | 5.1 | 5.5 | 4.9 | 56 | 55 | 72 | C 0 | NW 4 | NW 3 | 4 | 9 | 5 | 0.2 | ● gt 2p |
| 2 | 34.7 | 33.0 | 38.8 | 6.4 | 8.7 | 6.4 | 11.7 | 3.0 | 5.4 | 6.8 | 5.5 | 74 | 80 | 77 | N 2 | NW 3 | C 0 | 10 | 10 | 8 | 0.0 | ● ⁰ 1p55-2p10 |
| 3 | 46.6 | 48.4 | 43.2 | 8.7 | 11.1 | 7.2 | 13.8 | 5.0 | 4.3 | 4.6 | 5.8 | 51 | 47 | 76 | SW 2 | W 5 | C 0 | 4 | 9 | 10 | 0.3 | ● ¹ 9p20-MN |
| 4 | *30.7* | 28.5 | 30.6 | *8.0* | 8.4 | 8.0 | 9.5 | 4.5 | *7.0* | 7.5 | 7.1 | *87* | 91 | 89 | C 0 | S 1 | NW 2 | 10 | 10 | 10 | **16.0** | ● ¹MN-5a, ● ⁰1p |
| 5 | 37.3 | 39.2 | 41.1 | 6.4 | 9.3 | 4.0 | 10.9 | 3.5 | 5.0 | 4.7 | 4.5 | 69 | 53 | 73 | SW 5 | W 6 | W 2 | 10 | 6 | 1 | 1.6 | |
| 6 | 40.6 | 39.0 | 40.8 | 7.0 | 11.3 | 4.9 | 12.0 | 2.5 | 4.8 | 4.1 | 4.3 | 64 | **40** | 66 | W 3 | NNW 2 | W 2 | 2 | 8 | 8 | — | |
| 7 | 42.3 | 37.8 | 31.5 | 5.0 | 7.4 | 6.8 | 9.8 | 2.5 | 4.3 | 5.7 | 6.3 | 66 | 74 | 85 | W 3 | NNW 2 | C 0 | 10 | 10 | 10 | — | ● ⁰ 2p30-5p20 |
| 8 | 28.0 | **27.2** | 33.0 | 9.2 | 13.2 | 9.4 | 14.0 | 6.0 | 6.8 | 6.5 | 6.2 | 78 | 57 | 70 | N 1 | WSW 3 | NW 2 | 10 | 7 | 9 | 2.1 | ● a interv. I, II |
| 9 | 44.1 | 46.9 | 52.0 | 7.2 | 11.4 | 5.6 | 12.0 | 5.4 | **3.9** | 4.5 | 4.9 | 51 | 45 | 72 | WSW 3 | SW 2 | SW 2 | 9 | 9 | 1 | 3.5 | ● gt 11a |
| 10 | *55.6* | 52.2 | 53.5 | *6.0* | 12.6 | 7.9 | 14.2 | 3.5 | *4.8* | 5.5 | 5.7 | *69* | 51 | 71 | NNW 2 | WNW 3 | C 0 | 9 | 5 | 0 | 0.0 | |
| 11 | 54.8 | 54.8 | 51.8 | 11.6 | 13.2 | 9.2 | 15.4 | 7.2 | 6.1 | 6.1 | 7.4 | 60 | 53 | 85 | NW 2 | W 3 | C 0 | 1 | 9 | 10 | — | ● ⁰ 7p40-8p50, ● |
| 12 | 44.7 | 40.7 | 39.8 | 9.3 | 11.3 | 10.2 | **18.0** | 8.4 | 8.0 | **8.5** | 6.1 | 91 | 85 | 66 | C 0 | C 0 | C 0 | 10 | 9 | 1 | 1.3 | ● ⁰ 0p55-1p20; ◜ |
| 13 | 39.2 | 38.7 | 42.9 | 9.2 | 13.8 | 8.0 | 15.7 | 6.3 | 6.1 | 6.0 | 5.1 | 70 | 51 | 64 | N 2 | W 4 | SW 2 | 10 | 5 | 2 | 0.4 | |
| 14 | 43.0 | 34.7 | 35.6 | 6.6 | 14.6 | 7.8 | 16.5 | 3.5 | 5.8 | 8.2 | 5.5 | 80 | 66 | 70 | N 2 | NNW 5 | NW 5 | 10 | 9 | 2 | — | ● ch a interv; ◜ |
| 15 | 35.2 | 33.7 | 37.6 | 8.2 | 11.2 | 8.2 | 13.4 | 5.0 | 6.1 | 6.1 | 5.7 | 75 | 61 | 70 | NNW 4 | NNW 4 | WNW 4 | 9 | 10 | 3 | 1.6 | ● gt 6a45, 2p |
| 16 | 43.7 | 45.9 | 46.2 | 6.6 | 9.5 | 5.8 | 12.3 | 4.4 | 5.4 | 5.4 | 4.7 | 73 | 61 | 69 | W 5 | W 6 | N 2 | 10 | 7 | 9 | 0.0 | |
| 17 | 41.4 | 40.6 | 45.9 | 8.2 | 7.7 | 9.0 | 11.2 | **2.2** | 5.5 | 6.5 | 7.2 | 68 | 83 | 84 | SE 2 | N 2 | W 2 | 10 | 10 | 10 | -- | ● ¹ 0p15- 4p; △ ⁰ |
| 18 | *54.0* | 58.6 | 63.2 | *11.0* | 12.9 | 6.2 | 14.5 | 6.0 | *6.3* | 6.0 | 4.8 | *64* | 54 | 68 | SW 1 | SW 2 | C 0 | 8 | 8 | 1 | 3.3 | |
| 19 | **64.8** | 62.5 | 59.5 | *7.6* | 9.4 | 7.2 | 10.7 | 4.9 | *5.9* | 6.8 | 7.3 | *76* | 77 | **96** | C 0 | N 3 | N 1 | 10 | 10 | 10 | — | ● ch 11a10, ● 7 |
| 20 | *53.8* | 48.5 | 51.6 | *11.8* | 15.8 | 6.4 | 17.0 | 5.5 | *8.4* | 7.9 | 5.3 | *81* | 59 | 73 | NNE 2 | WNW 6 | W 3 | 9 | 9 | 1 | 5.2 | |
| 21 | 50.7 | 49.3 | 50.9 | 7.4 | 8.0 | 4.2 | 12.0 | 3.9 | 5.3 | 5.7 | 4.5 | 69 | 71 | 74 | W 4 | W 6 | W 4 | 1 | 7 | 1 | 1.1 | ● ⁰ an, ● ch p |
| 22 | 52.2 | 48.7 | 50.5 | 7.4 | 11.8 | 6.0 | 13.0 | 2.5 | 4.7 | 4.8 | 5.7 | 61 | 46 | 81 | W 6 | W 10 | W 8 | 5 | 5 | 1 | 0.4 | ● y ↙ 5p30-6p |
| 23 | 48.0 | 46.5 | 45.3 | 9.3 | 12.2 | 8.1 | 12.7 | 5.5 | 5.8 | 6.1 | 6.6 | 67 | 58 | 82 | NNW 3 | W 2 | C 0 | 5 | 9 | 10 | 0.4 | ◠ ⁰ al W 7a30 |
| 24 | 41.2 | 38.1 | 38.7 | 6.9 | 13.2 | 10.2 | 14.3 | 6.0 | 7.1 | 7.6 | 7.2 | **96** | 67 | 79 | C 0 | NW 2 | W 2 | 10 | 10 | 10 | 2.2 | ● ⁰ 2a-6a |
| 25 | *39.9* | 41.9 | 45.5 | *7.3* | 12.0 | 7.0 | 13.0 | 6.0 | *5.7* | 5.2 | 5.3 | *74* | 50 | 71 | W 2 | W 3 | C 0 | 10 | 5 | 2 | -- | |
| 26 | 43.5 | 44.9 | 45.6 | 9.3 | 11.6 | 7.7 | 12.5 | 5.5 | 6.1 | 6.6 | 6.2 | 70 | 65 | 78 | NNW 2 | WNW 1 | C 0 | 8 | 10 | 1 | — | ● gt 8a |
| 27 | 47.2 | 50.0 | 53.3 | 8.4 | 11.6 | 7.5 | 12.4 | 5.5 | 5.6 | 5.3 | 5.3 | 68 | 52 | 68 | W 2 | W 3 | W 3 | 8 | 7 | 1 | 0.0 | ● ch I |
| 28 | 54.2 | 51.4 | 47.1 | 10.2 | 14.6 | 9.8 | 16.2 | 5.7 | 6.7 | 7.3 | 6.9 | 72 | 59 | 76 | N 3 | W 1 | N 3 | 5 | 10 | 3 | 0.8 | ● gt (sin nubes |
| 29 | 49.7 | 57.6 | 60.2 | 10.4 | 12.7 | 7.0 | 13.7 | 6.7 | 6.2 | 5.0 | 5.1 | 66 | 45 | 67 | WSW 4 | WSW 4 | C 0 | 2 | 6 | 1 | 0.0 | [◜ |
| Pro. Mit. | 45.0 | 44.2 | 45.4 | 8.3 | 11.4 | 7.3 | 13.3 | 4.9 | 5.8 | 6.1 | 5.8 | 71 | 61 | 75 | 2.3 | 3.4 | 1.8 | 7.6 | 8.2 | 4.9 | 40.4 | |

Barómetro reducido a 0°C y a gravedad normal.

Barometer reduciert auf 0°C und

## A DUNGENES (H = 5 m) — FEBRERO 1912 — φ = 52° 24′ S — λ = 68° 25′ W — $h_a$ = —

| a la mp. pp. eien. | Velocidad del viento (Windgeschwindigkeit) m/minuto | | | km | | | | | Nubes (clase y dirección) (Wolken (Art und Richtung)) | | | Agua caída (Niederschlag) mm | | | Evaporación (Verdunstung) mm | | | |
|---|---|---|---|---|---|---|---|---|---|---|---|---|---|---|---|---|---|---|
| Min. | 7a | 2p | 9p | 9p-7a | 7a-2p | 2p-9p | 7a-7a | k/1h | 7a | 2p | 9p | 7a | 2p | 9p | 7a | 2p | 9p | 7a-7a |
| | | | | | | | | | | ci-cu | fr-cu | | | | | | | |
| | | | | | | | | | ni | cu-ni | ni | | | | | | | |
| | | | | | | | | | fr-cu | | ni | | | | | | | |
| | | | | | | | | | ni | ni | ni | | | | | | | |
| | | | | | | | | | a-str | cu-ni | fr-cu | | | | | | | |
| | | | | | | | | | ci | ci | ni | | | | | | | |
| | | | | | | | | | cu-ni | ni | cu-ni | | | | | | | |
| | | | | | | | | | ci | cu-ni | ci | | | | | | | |
| | | | | | | | | | ni | fr-cu | | | | | | | | |
| | | | | | | | | | ni | fr-ni | a-str | | | | | | | |
| | | | | | | | | | ci | ci-cu | ni | | | | | | | |
| | | | | | | | | | ci | ci-cu | ci | | | | | | | |
| | | | | | | | | | fr-str | fr-ni | | | | | | | | |
| | | | | | | | | | cu-ni | cu-ni | | | | | | | | |
| | | | | | | | | | str-cu | fr-ni | ni | | | | | | | |
| | | | | | | | | | fr-cu | ci-cu | cu-ni | | | | | | | |
| | | | | | | | | | fr-ni | ni | ni | | | | | | | |
| | | | | | | | | | ci-str | cu-ni | | | | | | | | |
| | | | | | | | | | a-str | str-cu | ni | | | | | | | |
| | | | | | | | | | str-cu | cu-ni | fr-ni | | | | | | | |
| | | | | | | | | | cu-ni | fr-ni | | | | | | | | |
| | | | | | | | | | cu-ni | ci-cu | | | | | | | | |
| | | | | | | | | | a-str | str-cu | ni | | | | | | | |
| | | | | | | | | | fr-cu | fr-cu | | | | | | | | |
| | | | | | | | | | ni | ci | | | | | | | | |
| | | | | | | | | | fr-cu | ci | cu-ni | | | | | | | |
| | | | | | | | | | cu-ni | cu-ni | | | | | | | | |
| | | | | | | | | | ci | str-cu | ni | | | | | | | |
| | | | | | | | | | | fr-ni | | | | | | | | |

## A ARENAS (H = 4 m) — FEBRERO 1912 — φ = 53° 10′ S — λ = 70° 54′ W — $h_a$ = 11.2 m

| | | | | | | | | | | | | | | | | | | |
|---|---|---|---|---|---|---|---|---|---|---|---|---|---|---|---|---|---|---|
| 3.5 | 0 | 350 | 300 | 183.0 | 126.9 | 142.7 | 382.8 | 16.0 | fr-cu WNW | ni, a-str NW | fr-ni NW, str | — | 0.0 | — | 0.9 | 1.0 | 0.8 | 2.2 |
| 2.0 | 160 | 250 | 0 | 131.4 | 132.4 | 154.9 | 401.0 | 16.7 | fr-ni N | ni | fr-cu SW | — | 0.0 | 0.3 | 0.3 | 0.8 | 0.9 | 2.1 |
| 4.0 | 100 | 450 | 0 | 17.9 | 304.8 | 220.0 | 305.2 | 12.7 | cu SW | ci-cu W | ni | — | — | — | 0.4 | 1.7 | 0.9 | 2.1 |
| 3.5 | 0 | 80 | 180 | 98.0 | 60.0 | 88.0 | 622.8 | 26.0 | str, fr-ni | ni | ni | 16.0 | 0.2 | 1.4 | 0.2 | 0.2 | 0.4 | 2.8 |
| 2.5 | 420 | 540 | 140 | 187.7 | 202.3 | 166.0 | 335.7 | 14.0 | fr-cu SE | cu W | cu | — | — | — | 0.5 | 1.0 | 0.4 | 1.1 |
| 0.6 | 290 | 180 | 100 | 181.1 | 148.1 | 117.7 | 549.4 | 22.9 | cu | cu W, ci-str | ci-str | — | — | — | 0.8 | 1.1 | 0.9 | 2.2 |
| 1.0 | 240 | 120 | 0 | 193.7 | 121.3 | 61.0 | 459.5 | 19.1 | a-str | str N | ni | — | — | 2.1 | 0.8 | 0.4 | 0.6 | 2.8 |
| 5.0 | 95 | 240 | 180 | 107.7 | 159.3 | 64.1 | 290.0 | 12.1 | fr-cu N, a-str | cu SW | cu-ni NW | — | 3.0 | 0.5 | 0.1 | 0.3 | 0.6 | 1.1 |
| 4.0 | 280 | 140 | 100 | 52.9 | 120.3 | 125.0 | 276.3 | 11.5 | fr-str, ci-str | str-cu, ci-str | cu SW | — | 0.0 | — | 0.4 | 1.6 | 1.0 | 1.3 |
| 2.4 | 210 | 280 | 0 | 195.3 | 107.2 | 180.0 | 440.6 | 18.4 | fr-cu NW, str-cu | str-cu NW | | — | — | — | 0.3 | 0.8 | 0.9 | 2.9 |
| 5.9 | 125 | 300 | 0 | 155.0 | 171.6 | 80.0 | 442.2 | 18.4 | ci-str | ci-cu | ni | — | — | 1.1 | 1.0 | 1.0 | 0.4 | 2.7 |
| 7.4 | 0 | 0 | 0 | 117.0 | 32.9 | 175.0 | 368.6 | 15.4 | str-cu | fr-ni NW | cu | 0.2 | 0.4 | — | 0.6 | 0.0 | 1.0 | 2.0 |
| 5.2 | 180 | 350 | 150 | 84.0 | 181.4 | 148.7 | 291.9 | 12.2 | fr-ni, str | cu, fr-cu W, ci-str | cu | — | — | — | 0.3 | 1.7 | 0.8 | 1.3 |
| 2.5 | 160 | 450 | 500 | 112.9 | 127.2 | 236.4 | 443.0 | 18.5 | fr-str, a-cu | str-cu NW | ni NW | — | 0.8 | 0.1 | 0.5 | 0.7 | 1.0 | **3.0** |
| 4.5 | 350 | 340 | 400 | 264.9 | 166.6 | 170.0 | 628.5 | 26.2 | fr-ni, str-cu N | cu-ni NW | fr-ni NW | 0.7 | 0.0 | — | 0.2 | 0.9 | 1.2 | 1.9 |
| 2.5 | 480 | 600 | 80 | 261.0 | 217.0 | 127.4 | 597.6 | 24.9 | cu-ni, a-str | fr-cu, ci-str | str-cu | — | — | — | 0.8 | 1.0 | 0.9 | 2.9 |
| 0.4 | 190 | 200 | 90 | 36.3 | 95.0 | 95.0 | 380.7 | 15.9 | str-cu NE | ni | fr-ni, a-str | — | 1.5 | 1.8 | 1.1 | 0.3 | 0.6 | **3.0** |
| 4.0 | 90 | 120 | 0 | 154.4 | 92.1 | 84.0 | 344.4 | 14.4 | str-cu, a-cu | cu-ca, str-cu SW | cu | — | — | — | 1.0 | 0.4 | 0.6 | 1.9 |
| 3.4 | 0 | 300 | 80 | 145.5 | 61.5 | 105.0 | 321.6 | 13.4 | fr-ni, a-str | fr-ni N, a-str | ni | — | 0.2 | 3.7 | 0.7 | 0.2 | 0.6 | 1.7 |
| 4.2 | 150 | 500 | 300 | 175.0 | 124.7 | 238.0 | 341.5 | 14.2 | str-cu | cu N, a-cu | fr-ni W | 1.3 | — | — | 0.5 | 1.0 | 0.8 | 1.3 |
| 2.6 | 420 | 600 | 380 | 390.8 | 226.3 | 320.3 | **753.5** | **31.4** | cu | cu-ni, a-cu W, ci-cu | ni | 1.1 | 0.3 | 0.1 | 1.0 | 1.2 | 1.0 | 2.8 |
| 1.0 | 420 | **1200** | 780 | 128.4 | 134.7 | 406.3 | 675.0 | 28.1 | cu-ni, fr-str, ci-cu | fr-ni, a-str | fr-ni | — | — | 0.4 | 0.7 | 1.2 | 1.0 | 2.9 |
| 3.5 | 240 | 150 | 0 | 96.1 | 128.3 | 35.0 | 637.1 | 26.5 | fr-cu NNW | str-cu W, a-cu | a-str | — | — | — | 0.7 | 0.4 | 0.7 | 2.9 |
| 0.5 | 0 | 140 | 200 | 54.0 | 48.3 | 65.0 | 217.3 | 9.1 | str | ni, a-str NW | str | 2.2 | — | — | 0.0 | 0.1 | 0.4 | 1.1 |
| 2.0 | 100 | 250 | 0 | 97.0 | 112.0 | 133.0 | **210.3** | **8.8** | str | a-cu | cu | — | — | — | 0.5 | 1.0 | 1.0 | **1.0** |
| 4.7 | 200 | 90 | 0 | 226.0 | 148.7 | 132.0 | 471.0 | 19.6 | str-cu | fr-cu NW, str-cu | cu | — | 0.0 | — | 0.2 | 0.8 | 0.3 | 2.2 |
| 3.0 | 225 | 350 | 300 | 81.3 | 171.2 | 284.0 | 362.0 | 15.1 | fr-cu NW, ci-str | cu W, ci-cu [NW | cu NW | — | 0.8 | — | 0.7 | 1.0 | 1.0 | 1.8 |
| 3.0 | 240 | 90 | 250 | 201.8 | 104.7 | 234.0 | 657.0 | 27.4 | cu, str N | fr-cu NW, a-str | cu N | — | 0.0 | — | 0.5 | 0.2 | 0.4 | 2.5 |
| 5.1 | 440 | 480 | 0 | 178.7 | 223.1 | 107.9 | 517.4 | 21.6 | fr-cu W | cu SW | cu | — | — | — | 0.8 | 2.0 | 0.9 | 1.4 |
| | | | | | | | | | | | | | | | | | | |
| 3.6 | 200 | 315 | 156 | 148.6 | 139.6 | 155.0 | 438.7 | 18.3 | | | | 21.5 | 7.2 | 11.5 | 16.5 | 24.0 | 22.0 | 60.9 |

Las observaciones se efectuaron según hora oficial de Chile (75° de long.)

Alle Beobachtungen nach chilenischer Einheitszeit (75° Länge)

**SAN ISIDRO** (H = 21 m) **FEBRERO 1912** φ = 53° 48′ S λ = 70° 59′ W C

| Dia / Tag | Barómetro Barometer 700 mm + 7a | 2p | 9p | Temperatura del aire Lufttemperatur C° 7a | 2p | 9p | Max. | Min. | Humedad absoluta Absolute Feuchtigkeit mm 7a | 2p | 9p | Humedad relativa Relative Feuchtigkeit % 7a | 2p | 9p | Dirección y fuerza del viento Richtung und Stärke des Windes 0—12 B 7a | 2p | 9p | Nebulosidad Bewölkung 0—10 7a | 2p | 9p | Agua caida Niederschlag mm 7a-7a | Notas Bemerkun |
|---|---|---|---|---|---|---|---|---|---|---|---|---|---|---|---|---|---|---|---|---|---|---|
| 1 | 40.8 | 37.8 | 36.8 | 8.4 | 9.0 | 6.8 | | | 7.3 | 6.3 | 5.2 | 89 | 73 | 71 | N 2 | E 2 | C 0 | 10 | 10 | 4 | — | ● ch |
| 2 | 31.1 | 30.1 | 35.4 | 6.8 | 8.0 | 6.0 | | | 5.0 | 5.6 | 5.7 | 68 | 69 | 82 | N 2 | NW 2 | SW 2 | 8 | 10 | 10 | 3.0 | ● ch |
| 3 | 44.6 | 45.1 | 39.9 | 7.4 | 11.0 | 7.0 | | | 5.7 | 6.2 | 5.3 | 74 | 63 | 71 | SW 3 | WSW 3 | N 1 | 8 | 7 | 10 | 12.0 | ● ch |
| 4 | 27.9 | 25.9 | 28.1 | 6.4 | 8.8 | 7.6 | | | 6.6 | 7.5 | 6.9 | 91 | 89 | 89 | E 3 | SW 1 | WSW 6 | 10 | 10 | 10 | 5.5 | ● ch, ≡ I; ⌒ I |
| 5 | 33.8 | 35.4 | 37.7 | 6.0 | 6.8 | 4.8 | | | 6.4 | 5.9 | 6.0 | 91 | 80 | 94 | SW 4 | SW 5 | SW 2 | 10 | 8 | 10 | 6.5 | ● ch; ∞ 5a-4p |
| 6 | 37.3 | 36.0 | 37.3 | 5.2 | 6.8 | 9.2 | | | 5.6 | 6.7 | 8.2 | 84 | 91 | 95 | SW 2 | S 4 | SW 2 | 4 | 9 | 4 | 17.5 | ● ch |
| 7 | 38.9 | 34.7 | 29.2 | 4.8 | 6.2 | 6.4 | | | 5.8 | 6.7 | 6.6 | 90 | 94 | 91 | W 2 | NNW 4 | NNE 4 | 10 | 10 | 10 | 0.5 | ● ch, ≡ |
| 8 | 24.8 | **24.7** | 30.5 | 6.8 | 9.0 | 9.0 | | | 7.0 | 7.6 | 8.1 | 94 | 89 | 95 | NE 2 | SW 1 | SW 2 | 10 | 9 | 10 | 18.5 | ● ch; ∞ 7a-2p |
| 9 | 40.3 | 44.2 | 48.4 | 6.0 | 7.8 | 5.8 | | | 6.1 | 7.5 | 6.2 | 88 | 94 | 94 | SW 7 | SSW 5 | SW 2 | 8 | 7 | 10 | **25.5** | ● ch |
| 10 | 51.5 | 48.5 | 49.7 | 5.2 | 9.8 | 8.4 | | | 6.2 | 8.8 | 7.3 | 94 | **98** | 89 | W 1 | SSW 2 | SW 1 | 10 | 8 | 6 | 10.5 | ● ch |
| 11 | 50.2 | 50.6 | 49.0 | 10.0 | 10.2 | 8.8 | | | 8.2 | 9.0 | 8.2 | 89 | 97 | **98** | WSW 2 | SW 2 | N 1 | 6 | 10 | 10 | 3.5 | ● ch |
| 12 | 40.6 | 37.6 | 36.2 | 8.8 | 10.4 | 10.2 | | | 7.8 | 8.9 | 8.8 | 92 | 95 | 95 | NNE 3 | W 4 | SW 2 | 10 | 6 | 8 | 8.0 | ● ch; ⌒ 10a-11 |
| 13 | 35.7 | 35.2 | 43.6 | 9.0 | 13.4 | 8.2 | | | 7.6 | 10.1 | 7.7 | 89 | 89 | 94 | NE 6 | NNE 5 | NE 7 | 10 | 6 | 8 | — | ● ch, ≡ |
| 14 | 39.1 | 32.3 | 30.9 | 7.8 | 8.8 | 9.2 | | | 7.5 | 7.8 | 8.2 | 94 | 92 | 95 | NW 2 | N 5 | SW 4 | 10 | 10 | 10 | 2.0 | ● ch |
| 15 | 31.5 | 29.9 | 33.1 | 6.0 | 9.6 | 8.0 | | | 6.1 | 6.1 | **4.9** | 88 | 69 | **62** | SW 4 | NNW 4 | SW 2 | 10 | 10 | 7 | 15.5 | ● ch; ∞ 6a-3p |
| 16 | 39.1 | 41.1 | 43.2 | 6.2 | 8.8 | 6.6 | | | 6.7 | 7.8 | 5.6 | 94 | 92 | 77 | NNE 2 | SW 1 | N 1 | 10 | 8 | 3 | 3.0 | ● ch |
| 17 | 39.6 | 38.4 | 43.1 | 7.2 | 11.0 | 8.8 | | | 7.1 | 9.0 | 7.8 | 94 | 92 | 92 | C 0 | NNE 2 | N 6 | 8 | 10 | 2 | — | |
| 18 | 50.4 | 55.1 | 59.5 | 9.6 | 10.2 | 7.0 | | | 8.2 | 8.8 | 6.8 | 92 | 95 | 91 | N 1 | SW 1 | N 6 | 8 | 10 | 6 | — | ● ch; ⌒ 3p-4p |
| 19 | **60.8** | 58.7 | 56.0 | 7.2 | 8.8 | 7.8 | | | 7.1 | 8.6 | 7.5 | 94 | 95 | 94 | N 1 | SW 1 | SW 5 | 8 | 10 | 5 | 0.5 | ● ch |
| 20 | 48.6 | 44.4 | 48.1 | 9.6 | 12.8 | 6.0 | | | 8.4 | **10.5** | 6.8 | 95 | 96 | 97 | NNE 2 | W 4 | SW 2 | 8 | 10 | 10 | 4.0 | ● ch |
| 21 | 46.9 | 45.7 | 46.7 | 5.0 | 7.0 | 8.2 | | | 6.1 | 6.0 | 7.4 | 94 | 79 | 92 | WSW 4 | W 4 | SW 2 | 6 | 6 | 10 | 12.0 | ● ch |
| 22 | 48.6 | 45.9 | 47.3 | 5.0 | 10.0 | 5.4 | | | 5.3 | 5.7 | 5.5 | 81 | **62** | 82 | SW 5 | SW 7 | SW 8 | 8 | 10 | 7 | 18.5 | ● ch |
| 23 | 44.6 | 43.1 | 42.6 | 7.8 | 8.0 | 7.0 | | | 7.0 | 6.7 | 6.0 | 89 | 83 | 79 | SW 2 | SW 6 | SW 2 | 7 | 8 | 8 | 13.5 | ∞ 9a-6p |
| 24 | 38.2 | 36.5 | 35.7 | 5.6 | 7.0 | 7.2 | | | 6.4 | 7.3 | 7.1 | 94 | **98** | 94 | N 6 | NE 4 | NNE 7 | 10 | 10 | 10 | 13.5 | ● continua; ≡; |
| 25 | 36.2 | 38.1 | 41.8 | 5.2 | 10.2 | 6.4 | | | 6.2 | 6.5 | 5.9 | 94 | 70 | 83 | C 0 | SW 6 | C 0 | 8 | 8 | 3 | 7.5 | ● ch |
| 26 | 40.7 | 41.5 | 41.9 | 6.8 | 10.0 | 8.4 | | | 6.1 | 7.1 | 6.4 | 82 | 79 | 78 | N 1 | W 1 | N 1 | 8 | 10 | 7 | 5.5 | ● ch |
| 27 | 43.2 | 46.0 | 49.1 | 8.8 | 10.0 | 7.0 | | | 6.0 | 6.6 | 6.6 | 71 | 72 | 88 | WSW 2 | W 4 | SW 2 | 4 | 6 | 6 | 5.5 | ● ch; ∞ 7a-3p |
| 28 | 50.6 | 47.8 | 43.8 | 7.0 | 9.0 | 10.0 | | | 6.4 | 7.4 | 6.8 | 85 | 87 | 74 | NW 2 | SW 2 | NW 2 | 9 | 10 | 10 | 3.0 | ● ch |
| 29 | 44.9 | 53.8 | 56.2 | 9.4 | 8.8 | 7.8 | | | 6.7 | 7.1 | 5.5 | 76 | 84 | 69 | SW 6 | SW 8 | SW 2 | 7 | 8 | 8 | 1.5 | ● ch |
| Pro. Mit. | 41.4 | 40.8 | 42.1 | 7.1 | 9.2 | 7.6 | | | 6.6 | 7.4 | 6.7 | 88 | 85 | 86 | 2.7 | 3.4 | 2.9 | 8.4 | 8.7 | 7.6 | 216.5 | |

Barómetro reducido a 0°C y a gravedad normal. Barometer reduciert auf 0°C und

**ISIDRO** (H = 21 m) **FEBRERO 1912** φ = 53° 48′ S λ = 70° 59′ W $h_a$ = 11 m

| h. a la mp. ap. eien. ° Min. | Velocidad del viento Windgeschwindigkeit m/minuto 7a | 2p | 9p | km 9p-7a | 7a-2p | 2p-9p | 7a-7a | k/1h | Nubes (clase y dirección) Wolken (Art und Richtung) 7a | 2p | 9p | Agua caída Niederschlag mm 7a | 2p | 9p | Evaporación Verdunstung mm 7a | 2p | 9p | 7a-7a |
|---|---|---|---|---|---|---|---|---|---|---|---|---|---|---|---|---|---|---|
| | | | | | | | | | | | | — | 3.0 | — | | | | |
| | | | | | | | | | | | | — | 1.0 | 7.5 | | | | |
| | | | | | | | | | | | | 3.5 | — | — | | | | |
| | | | | | | | | | | | | 5.5 | 3.5 | 1.0 | | | | |
| | | | | | | | | | | | | 2.0 | 8.0 | 3.0 | | | | |
| | | | | | | | | | | | | 6.5 | — | — | | | | |
| | | | | | | | | | | | | 0.5 | 1.5 | 9.5 | | | | |
| | | | | | | | | | | | | 7.5 | 24.5 | — | | | | |
| | | | | | | | | | | | | 1.0 | 2.0 | 5.5 | | | | |
| | | | | | | | | | | | | 3.0 | 1.0 | 2.5 | | | | |
| | | | | | | | | | | | | — | — | — | | | | |
| | | | | | | | | | | | | 8.0 | — | — | | | | |
| | | | | | | | | | | | | — | 2.0 | — | | | | |
| | | | | | | | | | | | | — | 2.5 | 12.0 | | | | |
| | | | | | | | | | | | | 1.0 | 0.5 | — | | | | |
| | | | | | | | | | | | | 2.5 | — | — | | | | |
| | | | | | | | | | | | | — | — | — | | | | |
| | | | | | | | | | | | | — | — | 0.5 | | | | |
| | | | | | | | | | | | | — | — | 2.0 | | | | |
| | | | | | | | | | | | | 2.0 | — | 3.0 | | | | |
| | | | | | | | | | | | | 9.0 | 2.0 | 13.5 | | | | |
| | | | | | | | | | | | | 3.0 | — | 13.5 | | | | |
| | | | | | | | | | | | | — | — | — | | | | |
| | | | | | | | | | | | | 13.5 | 3.5 | 3.0 | | | | |
| | | | | | | | | | | | | 1.0 | 2.0 | 3.5 | | | | |
| | | | | | | | | | | | | — | 4.0 | — | | | | |
| | | | | | | | | | | | | 1.5 | 0.5 | 1.0 | | | | |
| | | | | | | | | | | | | 1.5 | — | 0.5 | | | | |
| | | | | | | | | | | | | 1.0 | 1.0 | — | | | | |
| | | | | | | | | | | | | 73.5 | 62.5 | 81.5 | | | | |

Observaciones se efectuaron según hora oficial de Chile (75° de long.)

Alle Beobachtungen nach chilenischer Einheitszeit (75° Länge).

**ARICA** (H = 10 m) **MARZO 1912** φ = 18° 29′ S λ = 70° 20′ W C

| Dia / Tag | Barómetro Barometer 700 mm + | | | Temperatura del aire Lufttemperatur C° | | | | | Humedad absoluta Absolute Feuchtigkeit mm | | | Humedad relativa Relative Feuchtigkeit % | | | Dirección y fuerza del viento Richtung und Stärke des Windes 0—12 B | | | Nebulosidad Bewölkung 0—10 | | | Agua caída Niederschlag mm | Notas Bemerkun |
|---|---|---|---|---|---|---|---|---|---|---|---|---|---|---|---|---|---|---|---|---|---|---|
| | 7a | 2p | 9p | 7a | 2p | 9p | Max. | Min. | 7a | 2p | 9p | 7a | 2p | 9p | 7a | 2p | 9p | 7a | 2p | 9p | 7a - 7a | |
| 1 | 55.3 | **53.8** | 55.6 | 20.0 | 23.0 | 22.2 | 23.2 | 16.4 | **12.6** | 17.3 | 14.4 | 72 | 83 | 72 | E 1 | SW 1 | C 0 | 9 | 4 | 0 | — | |
| 2 | 56.2 | 55.8 | 55.6 | 20.2 | 24.0 | 22.2 | 24.0 | 17.3 | 14.0 | 17.4 | 16.0 | 80 | 79 | 81 | E 1 | SW 1 | C 0 | 0 | 0 | 0 | — | |
| 3 | 56.4 | 56.8 | 56.8 | 22.4 | 23.4 | 22.2 | 25.0 | 17.4 | 17.6 | 16.0 | 16.4 | 88 | 75 | 83 | C 0 | SW 1 | C 0 | 0 | 0 | 0 | — | |
| 4 | 56.4 | 54.8 | 55.6 | 21.0 | 24.0 | 23.0 | 24.2 | 18.0 | 15.1 | 18.4 | 15.5 | 82 | 83 | 74 | C 0 | SW 1 | C 0 | 8 | 0 | 4 | — | |
| 5 | 55.9 | 55.2 | 55.6 | 21.0 | 24.0 | 22.0 | 24.4 | 18.0 | 14.2 | 16.6 | 14.5 | 77 | 75 | 74 | E 1 | SW 1 | C 0 | 3 | 0 | 6 | — | |
| 6 | 57.0 | 56.3 | 56.8 | 22.2 | 24.0 | 23.0 | 24.4 | **15.2** | 14.7 | 16.6 | 13.9 | 74 | 75 | **66** | E 1 | SW 1 | C 0 | 0 | 0 | 0 | — | |
| 7 | 58.0 | 56.4 | 56.4 | 22.2 | 23.0 | 22.2 | 23.2 | 17.2 | 15.0 | 17.3 | 15.0 | 76 | 83 | 76 | SW 1 | SW 1 | C 0 | 4 | 1 | 5 | — | |
| 8 | 58.5 | 55.4 | 56.8 | 21.2 | 23.4 | 22.4 | 23.4 | 17.2 | 15.6 | 17.0 | 15.9 | 84 | 80 | 79 | SW 1 | SW 1 | C 0 | 3 | 3 | 10 | — | |
| 9 | 57.7 | 54.7 | 55.0 | 21.2 | 22.4 | 23.0 | 23.4 | 17.3 | 16.6 | 16.6 | 15.8 | 89 | 83 | 76 | SW 1 | SW 1 | C 0 | 0 | 1 | 10 | — | |
| 10 | 58.5 | 58.6 | 57.4 | 22.4 | 23.4 | 22.4 | 24.0 | 17.3 | 18.0 | 16.0 | 16.3 | 90 | 75 | 81 | SW 1 | SW 1 | C 0 | 10 | 0 | 0 | — | |
| 11 | 58.4 | 57.4 | 57.6 | 21.4 | 23.2 | 23.0 | 24.4 | 17.3 | 15.5 | 16.1 | 17.3 | 82 | 76 | 83 | SW 1 | SW 1 | C 0 | 0 | 0 | 0 | — | |
| 12 | 57.6 | 57.3 | 60.3 | 21.4 | 23.2 | 22.0 | 24.4 | 17.3 | 15.2 | 17.1 | 16.2 | 80 | 81 | 82 | SW 1 | SW 1 | C 0 | 3 | 1 | 0 | — | |
| 13 | 58.6 | 57.3 | 59.3 | 22.2 | 23.0 | 21.4 | 23.0 | 17.3 | 16.4 | 17.6 | 17.2 | 83 | 85 | 91 | C 0 | SW 1 | C 0 | 0 | 0 | 0 | — | |
| 14 | 58.1 | 55.3 | 57.3 | 21.4 | 23.0 | 22.0 | 26.0 | 17.0 | 16.9 | **19.4** | 18.6 | 89 | 93 | **95** | C 0 | SW 1 | C 0 | 0 | 0 | 10 | — | |
| 15 | 57.4 | 57.3 | 57.8 | 22.4 | 23.0 | 22.4 | 24.2 | 20.0 | 15.9 | 17.6 | 14.9 | 79 | 85 | 74 | SW 1 | SW 1 | SW 1 | 10 | 3 | 3 | — | |
| 16 | 58.4 | 57.3 | 58.4 | 21.4 | 23.2 | 21.4 | 24.4 | 18.0 | 16.5 | 15.8 | 15.2 | 87 | 75 | 80 | C 0 | SW 1 | C 0 | 10 | 5 | 0 | — | |
| 17 | 59.6 | 57.4 | 58.4 | 21.4 | 23.2 | 21.0 | 23.4 | 17.3 | 15.5 | 15.8 | 15.1 | 82 | 75 | 82 | C 0 | SW 1 | C 0 | 10 | 0 | 0 | — | |
| 18 | 59.2 | 56.4 | 57.4 | 20.4 | 23.0 | 20.2 | 23.0 | 17.0 | 15.5 | 15.5 | 14.6 | 87 | 74 | 83 | SW 1 | SW 1 | C 0 | 10 | 0 | 0 | — | |
| 19 | 57.7 | 55.6 | 58.6 | 20.2 | 22.4 | 20.4 | 23.0 | 17.0 | 14.6 | 14.6 | 14.2 | 83 | 72 | 80 | C 0 | SW 1 | C 0 | 10 | 3 | 0 | — | |
| 20 | 57.2 | 56.6 | 57.4 | 20.4 | 22.4 | 20.2 | 22.4 | 15.4 | 13.9 | 14.3 | 14.6 | 78 | 71 | 83 | C 0 | SW 1 | C 0 | 0 | 3 | 0 | — | |
| 21 | 57.9 | 55.4 | 57.4 | 20.4 | 23.2 | 20.4 | **28.0** | 17.0 | 14.5 | 15.4 | 16.1 | 82 | 73 | 91 | SW 1 | SW 1 | C 0 | 10 | 0 | 0 | — | |
| 22 | 56.9 | 55.6 | 58.4 | 20.4 | 23.0 | 21.4 | 23.0 | 16.2 | 13.9 | 15.8 | 14.9 | 78 | 76 | 78 | C 0 | SW 1 | SW 1 | 0 | 0 | 0 | — | |
| 23 | 57.7 | 56.6 | 58.6 | 21.4 | 22.4 | 21.2 | 22.4 | 17.0 | 15.5 | 16.6 | 15.6 | 82 | 83 | 84 | C 0 | SW 1 | C 0 | 10 | 10 | 0 | — | |
| 24 | 57.7 | 56.9 | 58.3 | 21.0 | 23.0 | 21.4 | 27.0 | 17.3 | 15.4 | 16.2 | 16.5 | 84 | 78 | 87 | C 0 | SW 1 | C 0 | 5 | 0 | 0 | — | |
| 25 | 58.2 | 57.7 | 58.3 | 21.2 | 22.4 | 22.0 | 22.4 | 17.0 | 13.7 | 16.6 | 16.2 | 74 | 83 | 82 | SW 1 | SW 1 | SW 1 | 0 | 0 | 0 | — | |
| 26 | **60.6** | 58.3 | 59.4 | 21.2 | 23.4 | 21.2 | 24.2 | 16.2 | 15.6 | 15.7 | 15.6 | 84 | 73 | 84 | SW 1 | SW 1 | C 0 | 10 | 5 | 10 | — | |
| 27 | 59.6 | 57.4 | 57.9 | 21.4 | 23.0 | 20.4 | 23.4 | 17.3 | 16.5 | 16.2 | 15.8 | 87 | 78 | 89 | C 0 | SW 1 | C 0 | 10 | 0 | 0 | — | |
| 28 | 56.2 | 55.6 | 57.6 | 20.2 | 23.2 | 20.4 | 23.2 | 17.0 | 14.6 | 14.4 | 14.5 | 83 | 68 | 82 | C 0 | SW 1 | C 0 | 10 | 8 | 5 | — | |
| 29 | 57.0 | 56.1 | 57.9 | 20.2 | 22.0 | 20.4 | 23.0 | 16.0 | 13.1 | 16.2 | 15.8 | 74 | 82 | 89 | SW 1 | SW 1 | C 0 | 10 | 10 | 10 | — | |
| 30 | 59.2 | 58.6 | 59.6 | 20.4 | 22.2 | 20.4 | 23.2 | 17.3 | 16.1 | 16.0 | 15.8 | 91 | 81 | 89 | C 0 | SW 1 | C 0 | 10 | 10 | 10 | | |
| 31 | 59.2 | 58.8 | 57.7 | 20.4 | 22.2 | 20.2 | 26.2 | 17.3 | 16.1 | 15.0 | 14.6 | 91 | 76 | 83 | C 0 | SW 1 | C 0 | 10 | 0 | 10 | | |
| Pro. Mit. | 57.8 | 56.5 | 57.6 | 21.1 | 23.0 | 21.5 | 24.0 | 17.1 | 15.3 | 16.4 | 15.6 | 82 | 78 | 82 | 0.5 | 1.0 | 0.1 | 5.6 | 2.2 | 3.0 | — | |

**IQUIQUE** (H = 10 m) **MARZO 1912** φ = 20° 12′ S λ = 70° 11′ W

| | | | | | | | | | | | | | | | | | | | | | | |
|---|---|---|---|---|---|---|---|---|---|---|---|---|---|---|---|---|---|---|---|---|---|---|
| 1 | 57.6 | 57.6 | 59.2 | 20.0 | 24.2 | 21.8 | 27.8 | 16.4 | 15.1 | 14.5 | 15.0 | 87 | 65 | 77 | SW 1 | NW 2 | S 2 | 10 | 0 | 0 | — | |
| 2 | 59.2 | 59.8 | 59.2 | 19.8 | 24.6 | 21.6 | 26.8 | 16.2 | 14.6 | 15.6 | 15.4 | 85 | 68 | 80 | S 2 | S 2 | S 2 | 10 | 0 | 0 | — | |
| 3 | 58.6 | 57.8 | 57.8 | 20.8 | 25.2 | 22.4 | 27.4 | 15.8 | 14.6 | 14.9 | 15.9 | 80 | 63 | 79 | S 2 | S 2 | S 2 | 8 | 8 | 0 | — | |
| 4 | 59.3 | 57.6 | 59.1 | 20.4 | 25.0 | 21.0 | 26.8 | 16.2 | 15.2 | 14.7 | 15.4 | 85 | **62** | 84 | SW 2 | S 2 | S 2 | 0 | 0 | 0 | — | |
| 5 | 58.5 | **57.0** | 59.8 | 19.8 | 24.0 | 20.4 | **28.8** | 16.4 | 14.6 | 17.7 | 15.2 | 85 | 80 | 85 | S 2 | SW 2 | C 0 | 8 | 8 | 10 | — | |
| 6 | 59.9 | 57.3 | 59.2 | 21.0 | 24.4 | 21.0 | 27.8 | 16.4 | 15.4 | 15.4 | 15.1 | 84 | 68 | 82 | SW 1 | S 2 | SSW 2 | 0 | 0 | 10 | — | |
| 7 | 60.6 | 59.5 | 62.1 | 20.2 | 23.4 | 20.4 | 25.4 | 16.8 | 15.3 | 16.3 | 15.2 | 87 | 77 | 85 | C 0 | SW 2 | C 0 | 6 | 8 | 0 | — | |
| 8 | 61.4 | 58.7 | 60.8 | 20.4 | 23.8 | 20.2 | 25.8 | 16.4 | 15.2 | 15.7 | 14.9 | 85 | 72 | 84 | NE 1 | SSW 2 | S 2 | 2 | 0 | 0 | — | |
| 9 | 60.9 | 57.5 | 60.3 | 20.0 | 23.4 | 20.0 | 25.2 | 18.0 | 16.1 | 15.3 | 15.1 | 93 | 72 | 87 | C 0 | SW 2 | C 0 | 4 | 4 | 0 | — | |
| 10 | 61.3 | 59.8 | 61.6 | 19.8 | 25.0 | 21.6 | 27.8 | 16.4 | **12.1** | 19.3 | 16.7 | 70 | 82 | 87 | C 0 | S 2 | C 0 | 8 | 2 | 10 | — | |
| 11 | 61.2 | 59.8 | 60.9 | 21.8 | 24.0 | 20.4 | 27.8 | 16.6 | 16.6 | 19.2 | 16.8 | 86 | 86 | **94** | C 0 | SSW 2 | S 2 | 4 | 10 | 0 | — | |
| 12 | 60.5 | 59.9 | 62.5 | 20.4 | 23.8 | 20.6 | 27.8 | 16.4 | 16.1 | **20.0** | 16.0 | 91 | 91 | 89 | C 0 | SW 2 | SW 2 | 4 | 4 | 0 | — | |
| 13 | 61.6 | 59.5 | 61.6 | 20.4 | 24.0 | 21.0 | 25.8 | 16.4 | 14.5 | 18.8 | 14.8 | 82 | 85 | 80 | SW 1 | SW 2 | SSW 2 | 4 | 0 | 0 | — | |
| 14 | 60.8 | 58.5 | 61.6 | 19.8 | 23.6 | 21.0 | 25.8 | 16.0 | 14.9 | 18.3 | 14.2 | 87 | 85 | 77 | C 0 | SW 2 | SW 2 | 0 | 2 | 10 | — | |
| 15 | 60.2 | 58.4 | 61.7 | 21.0 | 22.8 | 20.6 | 24.8 | 18.0 | 14.2 | 15.0 | 14.7 | 77 | 73 | 82 | C 0 | SW 2 | C 0 | 10 | 10 | 10 | — | |
| 16 | 61.0 | 59.9 | 61.8 | 19.8 | 21.4 | 19.0 | 23.2 | 16.6 | 14.9 | 13.9 | 13.8 | 87 | 74 | 85 | SE 2 | S 3 | SW 2 | 10 | 10 | 0 | — | |
| 17 | 61.6 | 58.7 | 62.0 | 18.6 | 22.2 | 19.4 | 24.2 | 16.0 | 13.7 | 13.4 | 13.6 | 86 | 68 | 81 | SW 2 | SW 2 | SE 1 | 10 | 0 | 0 | — | |
| 18 | 61.6 | 59.4 | 60.8 | 18.6 | 22.2 | 19.0 | 24.0 | **15.0** | 13.1 | 13.7 | 13.2 | 83 | 69 | 81 | C 0 | SW 2 | SW 1 | 10 | 0 | 0 | — | |
| 19 | 59.5 | 58.3 | 61.0 | 18.0 | 23.0 | 19.8 | 25.2 | **15.0** | 12.6 | 13.5 | 13.9 | 82 | 65 | 81 | S 2 | SW 2 | C 0 | 0 | 10 | 0 | — | |
| 20 | 59.9 | 58.6 | 60.7 | 19.8 | 23.0 | 19.6 | 24.8 | 15.8 | 13.9 | 15.2 | 13.1 | 81 | 73 | 78 | C 0 | S 2 | SW 2 | 8 | 0 | 0 | — | |
| 21 | 60.2 | 58.2 | 60.6 | 19.0 | 23.8 | 19.6 | 27.2 | 15.8 | 13.8 | 14.0 | 14.1 | 85 | 64 | 83 | C 0 | SW 2 | C 0 | 0 | 0 | 0 | — | |
| 22 | 59.8 | 58.1 | 61.2 | 18.8 | 22.6 | 20.0 | 24.4 | 15.4 | 13.3 | 13.8 | 14.1 | 83 | 68 | 81 | S 1 | SW 2 | C 0 | 4 | 8 | 0 | — | |
| 23 | 61.7 | 59.3 | 61.9 | 19.6 | 22.4 | 20.0 | 24.0 | 16.0 | 14.1 | 13.6 | 12.9 | 83 | 68 | 74 | S 1 | S 2 | C 0 | 10 | 10 | 0 | — | |
| 24 | 60.7 | 59.9 | 61.8 | 19.4 | 22.2 | 20.4 | 25.2 | 15.8 | 14.5 | 14.1 | 14.8 | 87 | 71 | 83 | NW 1 | SW 2 | SW 2 | 10 | 6 | 8 | — | |
| 25 | 60.3 | **63.5** | 61.9 | 19.8 | 20.8 | 20.2 | 25.2 | 15.8 | 14.6 | 15.2 | 13.4 | 85 | 83 | 76 | SW 1 | SW 1 | SW 2 | 8 | 10 | 0 | — | |
| 26 | 60.7 | 60.9 | 63.4 | 19.4 | 23.6 | 20.4 | 26.0 | 16.0 | 14.5 | 16.9 | 13.0 | 87 | 78 | 73 | NW 1 | SW 2 | SW 2 | 10 | 10 | 0 | — | |
| 27 | 62.8 | 59.8 | 61.1 | 19.8 | 23.6 | 20.4 | 26.0 | 16.0 | 13.9 | 14.2 | 15.2 | 81 | 66 | 85 | SW 1 | SW 2 | S 1 | 10 | 10 | 0 | — | |
| 28 | 61.1 | 58.3 | 61.2 | 18.8 | 23.8 | 20.2 | 26.0 | 15.8 | 13.6 | 14.7 | 15.3 | 85 | 67 | 87 | SW 2 | SSW 2 | SW 2 | 10 | 10 | 10 | — | |
| 29 | 61.0 | 59.2 | 60.2 | 20.0 | 22.0 | 19.0 | 26.0 | 15.8 | 14.8 | 12.9 | 14.1 | 85 | 66 | 87 | S 2 | SW 2 | SE 1 | 10 | 10 | 10 | — | |
| 30 | 61.8 | 61.3 | 62.9 | 19.4 | 21.4 | 19.8 | 23.8 | 17.0 | 14.2 | 14.5 | 13.9 | 85 | 77 | 81 | SE 2 | SSW 3 | SE 2 | 10 | 10 | 10 | — | |
| 31 | 62.3 | 60.6 | 61.7 | 18.6 | 20.6 | 19.0 | 23.4 | 15.4 | 14.1 | 13.8 | 14.1 | 88 | 76 | 87 | SW 1 | NW 2 | S 2 | 10 | 10 | 10 | — | |
| Pro. Mit. | 60.6 | 59.1 | 61.0 | 19.8 | 23.2 | 20.3 | 25.8 | 16.2 | 14.5 | 15.4 | 14.6 | 84 | 73 | 82 | 1.0 | 2.0 | 1.3 | 6.7 | 5.5 | 3.1 | — | |

Barómetro reducido a 0°C y a gravedad normal.

Barometer reduciert auf 0°C und

(H = 10 m) **MARZO 1912** φ = 18° 29′ S λ = 70° 20′ W $h_a$ = —

| a la mp. ap. eien. | Velocidad del viento Windgeschwindigkeit | | | | | | | | Nubes (clase y dirección) Wolken (Art und Richtung) | | | Agua caída Niederschlag | | | Evaporación Verdunstung | | | |
|---|---|---|---|---|---|---|---|---|---|---|---|---|---|---|---|---|---|---|
| | m/minuto | | | km | | | | | | | | mm | | | mm | | | |
| Min. | 7a | 2p | 9p | 9p-7a | 7a-2p | 2p-9p | 7a-7a | k/1h | 7a | 2p | 9p | 7a | 2p | 9p | 7a | 2p | 9p | 7a-7a |
| | | | | | | | | | | | | — | — | — | | | | |
| | | | | | | | | | | | | — | — | — | | | | |
| | | | | | | | | | | | | — | — | — | | | |

**ANTOFAGASTA** (H=5 m) **MARZO 1912** φ = 23° 39′ S λ = 70° 25′ W

| Día / Tag | Barómetro Barometer 700 mm + | | | Temperatura del aire Lufttemperatur C° | | | | | Humedad absoluta Absolute Feuchtigkeit mm | | | Humedad relativa Relative Feuchtikeit % | | | Dirección y fuerza del viento Richtung und Stärke des Windes 0—12 B | | | Nebulosidad Bewölkung 0—10 | | | Agua caída Niederschlag mm | Notas Bemerkur |
|---|---|---|---|---|---|---|---|---|---|---|---|---|---|---|---|---|---|---|---|---|---|---|
| | 7a | 2p | 9p | 7a | 2p | 9p | Max. | Min. | 7a | 2p | 9p | 7a | 2p | 9p | 7a | 2p | 9p | 7a | 2p | 9p | 7a-7a | |
| 1 | 56.9 | **56.2** | 56.4 | 21.0 | 27.2 | 18.2 | 28.1 | 16.9 | 11.0 | 17.2 | 10.7 | 60 | 65 | 69 | NE 3 | SW 6 | NE 2 | 2 | 4 | 3 | — | |
| 2 | 58.1 | 57.5 | 57.8 | 20.8 | 27.6 | 18.3 | 28.4 | 17.1 | 11.2 | 17.3 | 11.0 | 62 | 63 | 70 | NE 2 | SSW 4 | S 3 | 3 | 3 | 3 | — | |
| 3 | 59.0 | 58.6 | 58.5 | 20.9 | 27.8 | 18.0 | **28.5** | 17.2 | 11.4 | 17.2 | 10.9 | 63 | 62 | **71** | S 2 | SW 4 | SW 4 | 2 | 4 | 2 | — | |
| 4 | 58.1 | 57.3 | 57.5 | 21.0 | 27.3 | 17.8 | 28.4 | 17.0 | 12.0 | 16.8 | 10.7 | 65 | 62 | 70 | S 2 | SW 5 | S 2 | 2 | 5 | 3 | — | |
| 5 | 57.9 | 57.4 | 57.6 | 21.1 | 27.8 | 18.0 | 28.3 | 17.0 | 11.9 | 16.8 | 9.5 | 65 | 61 | 62 | S 2 | SW 4 | NE 2 | 2 | 4 | 4 | — | |
| 6 | 58.7 | 58.1 | 57.7 | 21.0 | 27.6 | 18.0 | 28.2 | 17.0 | 12.3 | 16.9 | 9.8 | 67 | 62 | 63 | S 2 | SW 6 | S 1 | 2 | 4 | 3 | — | |
| 7 | 59.1 | 58.5 | 58.7 | 20.8 | 27.2 | 17.6 | 28.0 | 16.8 | 10.6 | **17.6** | 8.4 | 58 | 65 | 56 | S 2 | SW 7 | S 2 | 2 | 3 | 2 | — | |
| 8 | 58.2 | 59.7 | 59.7 | 20.7 | 27.1 | 17.5 | 28.2 | 17.0 | 11.3 | 16.5 | 8.4 | 62 | 62 | 57 | S 2 | SW 6 | SW 2 | 2 | 4 | 4 | — | |
| 9 | 59.0 | 58.6 | 57.7 | 20.9 | 27.2 | 18.0 | 28.3 | 17.0 | 11.4 | 17.2 | 9.5 | 63 | 65 | 62 | S 2 | S 6 | S 1 | 2 | 3 | 3 | — | |
| 10 | 59.2 | 58.3 | 58.4 | 21.0 | 27.4 | 17.8 | 28.0 | 16.9 | 11.0 | 17.1 | 8.2 | 60 | 63 | 55 | S 3 | SW 5 | S 2 | 3 | 4 | 4 | — | |
| 11 | 60.0 | 59.4 | 59.6 | 20.8 | 27.3 | 17.0 | 28.0 | 16.8 | 11.2 | 16.8 | 9.0 | 62 | 62 | 63 | NE 2 | SW 6 | SW 2 | 2 | 2 | 3 | — | |
| 12 | 59.1 | 58.5 | 58.5 | 20.7 | 27.1 | 17.8 | 27.8 | 16.8 | 11.0 | 16.5 | 8.5 | 61 | 62 | 57 | NE 3 | SW 5 | S 3 | 3 | 3 | 2 | — | |
| 13 | 60.3 | 59.6 | 59.6 | 20.6 | 27.4 | 17.6 | 28.0 | 16.9 | 11.0 | 16.3 | 8.9 | 61 | 60 | 60 | S 2 | SW 4 | SW 2 | 2 | 3 | 3 | — | |
| 14 | 59.2 | 58.7 | 58.7 | 20.5 | 27.0 | 17.5 | 27.9 | 16.9 | 11.4 | 17.5 | 8.7 | 63 | 66 | 59 | S 2 | SW 5 | SW 2 | 2 | 2 | 4 | — | |
| 15 | 59.0 | 58.4 | 58.3 | 20.3 | 27.0 | 17.8 | 27.6 | 16.8 | 11.8 | 16.9 | 8.5 | 67 | 64 | 57 | S 2 | S 4 | S 3 | 2 | 6 | 2 | — | |
| 16 | 59.5 | 59.0 | 58.8 | 20.4 | 26.9 | 17.6 | 27.4 | 16.8 | 11.4 | 17.4 | 8.6 | 64 | 66 | 58 | S 3 | SW 3 | S 2 | 3 | 3 | 5 | — | |
| 17 | 60.0 | 59.3 | 59.3 | 20.2 | 27.0 | 17.5 | 27.5 | 16.9 | 11.3 | 16.6 | 8.4 | 64 | 63 | 57 | S 2 | SSW 6 | S 2 | 2 | 5 | 3 | — | |
| 18 | 60.5 | 59.8 | 59.7 | 20.0 | 27.0 | 17.9 | 27.6 | 16.8 | 11.1 | 16.6 | 8.2 | 64 | 63 | 54 | S 2 | SW 5 | S 1 | 2 | 4 | 4 | — | |
| 19 | 58.9 | 58.2 | 58.3 | 20.1 | 27.0 | 18.0 | 27.5 | 16.6 | 11.3 | 16.6 | **6.8** | 65 | 63 | **44** | S 2 | SSW 5 | SW 2 | 2 | 4 | 3 | — | |
| 20 | 58.5 | 57.9 | 57.8 | 20.5 | 26.9 | 17.9 | 27.3 | 16.6 | 11.1 | 16.3 | 9.0 | 62 | 62 | 59 | S 3 | SW 5 | SW 2 | 2 | 3 | 4 | — | |
| 21 | 59.1 | 58.3 | 58.5 | 20.4 | 26.5 | 17.6 | 27.0 | 16.5 | 10.8 | 16.2 | 7.8 | 61 | 64 | 52 | S 2 | SW 4 | NE 1 | 3 | 4 | 3 | — | |
| 22 | 59.7 | 57.8 | 57.7 | 20.2 | 26.4 | 18.0 | 27.1 | 16.6 | 11.0 | 16.2 | 8.1 | 62 | 64 | 53 | S 2 | SW 4 | S 1 | 2 | 3 | 4 | — | |
| 23 | 59.1 | 58.4 | 58.6 | 20.5 | 26.5 | 17.5 | 27.0 | 16.3 | 11.1 | 15.1 | 8.4 | 62 | 59 | 57 | S 2 | SW 5 | S 2 | 3 | 4 | 3 | — | |
| 24 | 59.3 | 58.6 | 58.6 | 20.4 | 26.2 | 18.0 | 26.8 | 16.3 | 11.1 | 15.7 | 8.4 | 63 | 62 | 55 | S 3 | SW 6 | S 2 | 2 | 3 | 4 | — | |
| 25 | 59.2 | 58.3 | 58.3 | 20.2 | 26.4 | 17.6 | 26.9 | **16.2** | 11.6 | 15.2 | 8.4 | 66 | 59 | 56 | S 2 | SW 6 | SW 2 | 3 | 4 | 3 | — | |
| 26 | 60.9 | 60.3 | 60.3 | 20.3 | 26.2 | 17.7 | 26.8 | **16.2** | 11.2 | 16.0 | 8.3 | 63 | 64 | 56 | S 2 | SSW 5 | SW 2 | 2 | 3 | 4 | — | |
| 27 | 60.1 | 59.4 | 59.3 | 20.1 | 26.3 | 18.0 | 26.9 | 16.6 | 11.6 | 15.9 | 8.4 | 66 | 63 | 55 | S 3 | SW 6 | S 1 | 2 | 4 | 5 | — | |
| 28 | 59.1 | 58.5 | 58.5 | 20.7 | 26.1 | 17.6 | 26.7 | 16.5 | 11.3 | 16.4 | 8.4 | 62 | 66 | 56 | S 2 | SSW 6 | S 2 | 3 | 4 | 4 | — | |
| 29 | 59.3 | 58.8 | 58.7 | 20.2 | 26.2 | 17.5 | 26.8 | 16.7 | 11.3 | 15.3 | 8.4 | 64 | 60 | 57 | S 2 | SW 5 | SW 2 | 2 | 4 | 3 | — | |
| 30 | 61.0 | 60.4 | 60.3 | 20.3 | 26.2 | 17.6 | 26.6 | 16.5 | 11.2 | 15.3 | 8.4 | 63 | 60 | 56 | S 2 | SW 6 | SW 2 | 2 | 4 | 2 | — | |
| 31 | **61.2** | 60.9 | 60.6 | 20.4 | 26.4 | 17.7 | 26.7 | 16.6 | 10.8 | 15.5 | 8.3 | 61 | 61 | 56 | S 2 | SW 5 | S 1 | 2 | 4 | 6 | — | |
| **Pro. Mit.** | 59.3 | 58.6 | 58.6 | 20.5 | 26.9 | 17.8 | 27.6 | 16.7 | 11.3 | 16.5 | 8.8 | 63 | 63 | 58 | 2.2 | 5.1 | 1.9 | 2.3 | 3.7 | 3.4 | — | |

**CALDERA** (H=30 m) **MARZO 1912** φ = 27° 03′ S λ = 70° 53′ W

| | | | | | | | | | | | | | | | | | | | | | | |
|---|---|---|---|---|---|---|---|---|---|---|---|---|---|---|---|---|---|---|---|---|---|---|
| 1 | 57.5 | **55.2** | 56.4 | 18.0 | 21.0 | 19.2 | 21.7 | 18.0 | 12.5 | 14.0 | 13.2 | 81 | 76 | 80 | C 0 | SW 2 | C 0 | 10 | 0 | 0 | — | |
| 2 | 58.1 | 57.2 | 58.2 | 18.4 | 23.4 | 21.6 | 24.0 | 18.4 | 13.6 | 13.6 | 14.5 | 86 | 64 | 75 | NW 1 | C 0 | SW 1 | 10 | 0 | 0 | — | |
| 3 | 58.2 | 56.5 | 57.7 | 20.0 | 25.0 | 22.8 | **25.4** | 18.4 | 12.3 | **15.7** | 15.2 | 71 | 67 | 74 | SE 1 | SW 1 | SW 1 | 8 | 0 | 0 | — | |
| 4 | 58.6 | 57.4 | 57.7 | 18.0 | 21.8 | 19.6 | 22.5 | 17.6 | 12.0 | 13.0 | 14.2 | 78 | 67 | 84 | C 0 | S 2 | SW 2 | 0 | 0 | 0 | — | |
| 5 | 58.3 | 56.3 | 56.7 | 17.0 | 21.3 | 19.5 | 22.0 | 17.0 | 13.0 | 13.5 | 14.9 | 90 | 72 | 89 | SE 1 | SW 3 | C 0 | 10 | 0 | 10 | — | |
| 6 | 58.6 | 57.7 | 58.3 | 18.1 | 21.1 | 19.2 | 21.8 | 18.0 | 12.2 | 14.7 | 14.3 | 79 | 79 | 87 | C 0 | SW 1 | SW 1 | 10 | 0 | 0 | — | |
| 7 | 59.5 | 58.5 | 59.1 | 17.8 | 21.4 | 19.3 | 22.0 | 17.8 | 13.5 | 15.0 | 13.3 | 89 | 79 | 80 | C 0 | SW 1 | SW 1 | 10 | 0 | 0 | — | |
| 8 | 60.7 | 58.3 | 58.7 | 19.0 | 21.0 | 19.5 | 21.8 | 18.6 | 12.9 | 13.8 | 14.1 | 79 | 75 | 84 | C 0 | SW 2 | SW 2 | 10 | 0 | 10 | — | |
| 9 | 59.0 | 57.2 | 57.8 | 18.2 | 22.0 | 19.3 | 22.6 | 18.2 | 13.4 | 13.7 | 14.1 | 86 | 70 | 85 | S 1 | SW 2 | SW 2 | 10 | 0 | 10 | — | |
| 10 | 59.1 | 58 5 | 59.3 | 19.0 | 23.8 | 20.0 | 24.4 | 19.0 | 13.2 | 13.7 | 14.0 | 81 | **63** | 80 | N 1 | SW 2 | S 1 | 10 | 0 | 0 | — | ▭ al SE (luz |
| 11 | 60.5 | 59.0 | 59.6 | 19.2 | 23.4 | 20.0 | 24.0 | 18.8 | 13.2 | 14.1 | 14.1 | 80 | 66 | 81 | C 0 | C 0 | SW 1 | 10 | 0 | 0 | — | ▭ al SE (luz |
| 12 | 59.3 | 58.4 | 59.1 | 17.0 | 21.0 | 19.0 | 21.8 | 17.0 | 11.8 | 14.8 | 13.8 | 82 | 80 | 85 | C 0 | SW 2 | SW 1 | 3 | 0 | 0 | — | |
| 13 | **61.7** | 59.5 | 60.1 | 17.0 | 22.0 | 19.3 | 22.7 | 17.0 | 12.3 | 13.1 | 13.0 | 86 | 67 | 78 | NW 1 | SW 2 | SW 2 | 9 | 0 | 0 | — | |
| 14 | 59.4 | 58.0 | 58.5 | 18.0 | 21.1 | 19.0 | 22.0 | 17.6 | 14.0 | 13.5 | 13.0 | 91 | 73 | 80 | C 0 | SW 2 | S 2 | 10 | 0 | 0 | — | |
| 15 | 59.9 | 58.1 | 58.9 | 16.9 | 20.0 | 18.4 | 20.8 | 16.9 | 13.1 | 13.0 | 12.5 | 92 | 75 | 80 | C 0 | SW 1 | S 1 | 10 | 10 | 10 | 0.0 | ||| [1] 6a-8a15 |
| 16 | 59.8 | 59.3 | 59.7 | 17.7 | 21.0 | 19.0 | 21.9 | 17.7 | 12.8 | 13.5 | 12.7 | 85 | 74 | 78 | C 0 | SW 1 | C 0 | 10 | 0 | 0 | 0.0 | |
| 17 | 60.2 | 59.2 | 59.9 | 18.8 | 20.8 | 19.0 | 21.4 | 18.5 | 12.6 | 13.6 | 13.4 | 78 | 75 | 82 | SW 1 | SW 1 | SW 1 | 10 | 0 | 10 | — | |
| 18 | 59.9 | 59.0 | 59.0 | 18.0 | 20.0 | 18.8 | 20.8 | 17.5 | 11.4 | 12.9 | 13.6 | 75 | 74 | 85 | C 0 | SW 1 | SW 1 | 10 | 9 | 0 | — | |
| 19 | 58.4 | 57.2 | 56.9 | 17.0 | 21.3 | 18.9 | 22.0 | 17.0 | 13.1 | 12.4 | 14.3 | 91 | 66 | 88 | C 0 | SW 2 | SW 1 | 10 | 0 | 10 | — | |
| 20 | 59.9 | 56.8 | 57.1 | 18.0 | 20.2 | 18.7 | 21.0 | 18.0 | 12.8 | 13.2 | 13.7 | 83 | 75 | 86 | W 1 | SW 3 | S 2 | 10 | 0 | 10 | — | |
| 21 | 58.6 | 56.6 | 57.1 | 18.2 | 20.2 | 18.3 | 21.0 | 17.5 | 12.5 | 14.0 | 13.8 | 80 | 80 | 88 | C 0 | SW 3 | C 0 | 10 | 0 | 10 | — | |
| 22 | 58.8 | 57.7 | 57.6 | 17.0 | 20.2 | 18.2 | 20.8 | 17.0 | 13.0 | 12.8 | 13.7 | 90 | 73 | 88 | C 0 | SW 1 | C 0 | 10 | 0 | 10 | — | |
| 23 | 59.6 | 58.3 | 58.4 | 16.0 | 19.0 | 17.8 | 19.8 | 16.0 | 12.5 | 13.4 | 13.9 | 92 | 82 | 92 | C 0 | SW 2 | NW 2 | 10 | 10 | 10 | 0.0 | ||| [1] 6a10-8a |
| 24 | 59.1 | 58.5 | 58.5 | 16.7 | 20.4 | 16.9 | 21.0 | 16.4 | 12.1 | 13.9 | 13.0 | 85 | 78 | 91 | N 3 | W 2 | S 1 | 10 | 8 | 10 | 0.0 | |
| 25 | 60.1 | 59.6 | 60.3 | 15.0 | 19.0 | 16.4 | 19.8 | **15.0** | 11.6 | 13.0 | 12.7 | 91 | 80 | 92 | C 0 | SW 2 | C 0 | 10 | 8 | 0 | — | |
| 26 | 61.3 | 60.4 | 60.3 | 15.8 | 20.0 | 17.4 | 20.7 | 15.8 | 12.8 | 12.6 | 12.7 | **96** | 72 | 86 | NE 2 | WNW 1 | SW 2 | 10 | 0 | 10 | — | |
| 27 | 60.2 | 60.3 | 60.8 | 16.0 | 18.8 | 16.3 | 19.6 | 15.8 | 11.8 | 10.7 | 12.0 | 87 | 66 | 87 | W 1 | SW 2 | SW 1 | 10 | 7 | 10 | — | |
| 28 | 58.8 | 58.1 | 58.1 | 15.2 | 17.0 | 16.0 | 17.9 | 15.2 | 11.3 | 11.2 | 12.1 | 88 | 78 | 89 | C 0 | SW 2 | C 0 | 10 | 10 | 10 | — | |
| 29 | 59.7 | 57.7 | 58.3 | 15.2 | 17.2 | 15.8 | 18.0 | 15.2 | 11.6 | 11.4 | 12.2 | 90 | 78 | 91 | NNW 4 | W 1 | SW 2 | 10 | 10 | 10 | — | |
| 30 | 60.4 | 60.6 | 61.4 | 15.0 | 16.0 | 15.4 | 16.8 | **15.0** | 11.3 | 11.9 | 12.5 | 89 | 88 | **96** | W 1 | W 2 | SW 1 | 10 | 10 | 10 | — | |
| 31 | 61.0 | 60.5 | 61.5 | 15.0 | 17.3 | 15.8 | 18.1 | **15.0** | **10.5** | 11.6 | 12.1 | 83 | 79 | 90 | C 0 | SW 1 | SW 2 | 10 | 10 | 10 | — | |
| **Pro. Mit.** | 59.5 | 58.2 | 58.7 | 17.3 | 20.6 | 18.5 | 21.3 | 17.1 | 12.5 | 13.3 | 13.4 | 85 | 74 | 85 | 0.6 | 1.6 | 1.1 | 9.4 | 3.0 | 5.5 | 0.0 | |

Barómetro reducido a 0°C y a gravedad normal.

Barometer reduciert auf 0°C un

**TAGASTA** (H = 5 m) **MARZO 1912** φ = 23° 39′ S λ = 70° 25′ W $h_a$ = —

| a la np. p. ien | Velocidad del viento Windgeschwindigkeit | | | | | | | | Nubes (clase y dirección) Wolken (Art und Richtung) | | | Agua caída Niederschlag | | | Evaporación Verdunstung | | | |
|---|---|---|---|---|---|---|---|---|---|---|---|---|---|---|---|---|---|---|
| | m/minuto | | | km | | | | | | | | mm | | | mm | | | |
| Min. | 7a | 2p | 9p | 9p-7a | 7a-2p | 2p-9p | 7a-7a | k/1h | 7a | 2p | 9p | 7a | 2p | 9p | 7a | 2p | 9p | 7a-7a |
| | | | | | | | | | cu | str | fr-ni | — | — | — | | | | |
| | | | | | | | | | str | cu-ni | cu | — | — | — | | | | |
| | | | | | | | | | fr-cu | fr-str | a-cu | — | — | — | | | | |
| | | | | | | | | | cu | str | fr-ni | — | — | — | | | | |
| | | | | | | | | | str | str | a-str | — | — | — | | | | |
| | | | | | | | | | cu-ni | fr-str | a cu | — | — | — | | | | |
| | | | | | | | | | fr-ni | cu | cu-ni | — | — | — | | | | |
| | | | | | | | | | cu-ni | str | str | — | — | — | | | | |
| | | | | | | | | | cu | cu-ni | cu | — | — | — | | | | |
| | | | | | | | | | | cu | fr-ni | — | — | — | | | | |
| | | | | | | | | | cu | cu, fr-ni | str | — | — | — | | | | |
| | | | | | | | | | cu-ni | str | cu | — | — | — | | | | |
| | | | | | | | | | str | str | fr-ni | — | — | — | | | | |
| | | | | | | | | | cu | cu-ni | str | — | — | — | | | | |
| | | | | | | | | | fr-cu | str | cu-ni | — | — | — | | | | |
| | | | | | | | | | cu-ni | fr-ni | fr-str | — | — | — | | | | |
| | | | | | | | | | str | fr-ni | str | — | — | — | | | | |
| | | | | | | | | | str | str | fr-ni | — | — | — | | | | |
| | | | | | | | | | | cu, str | cu-ni | — | — | — | | | | |
| | | | | | | | | | cu | str | str | — | — | — | | | | |
| | | | | | | | | | fr-cu | cu | cu | — | — | — | | | | |
| | | | | | | | | | cu-ni | fr-ni | cu | — | — | — | | | | |
| | | | | | | | | | cu-ni | str | str | — | — | — | | | | |
| | | | | | | | | | | | | — | — | — | | | | |
| | | | | | | | | | | cu, str | cu-ni | — | — | — | | | | |
| | | | | | | | | | fr-ni | a-cu | a-cu | — | — | — | | | | |
| | | | | | | | | | cu | str | a cu | — | — | — | | | | |
| | | | | | | | | | cu-ni | cu | str | — | — | — | | | | |
| | | | | | | | | | str | a-str | a-cu | — | — | — | | | | |
| | | | | | | | | | cu-ni | cu | fr-ni | — | — | — | | | | |
| | | | | | | | | | cu | fr-str | str | — | — | — | | | | |
| | | | | | | | | | | | | — | — | — | | | | |

**ERA** (H = 30 m) **MARZO 1912** φ = 27° 03′ S λ = 70° 53′ W $h_a$ = —

| | | | | | | | | | | | | | | | | | | |
|---|---|---|---|---|---|---|---|---|---|---|---|---|---|---|---|---|---|---|
| | | | | | | | | | | | | — | — | — | | | | |
| | | | | | | | | | | | | — | — | — | | | | |
| | | | | | | | | | | | | — | — | — | | | | |

**ISLA DE PASCUA** (H=30 m) **MARZO 1912** φ = 27° 10′ S λ = 109° 26′ W C$_g$

| Dia / Tag | Barómetro / Barometer 700 mm + | | | Temperatura del aire / Lufttemperatur C° | | | | | Humedad absoluta / Absolute Feuchtigkeit mm | | | Humedad relativa / Relative Feuchtigkeit % | | | Dirección y fuerza del viento / Richtung und Stärke des Windes 0—12 B | | | | | | Nebulosidad / Bewölkung 0—10 | | | Agua caída / Niederschlag mm | Notas / Bemerkunge |
|---|---|---|---|---|---|---|---|---|---|---|---|---|---|---|---|---|---|---|---|---|---|---|---|---|
| | 7a | 2p | 9p | 7a | 2p | 9p | Max. | Min. | 7a | 2p | 9p | 7a | 2p | 9p | 7a | | 2p | | 9p | | 7a | 2p | 9p | 7a-7a | |
| 1 | 60.5 | 59.4 | 59.8 | 22.1 | 28.0 | 21.8 | **29.5** | 19.3 | 15.4 | 16.5 | 15.0 | 78 | 58 | 77 | NE | 1 | N | 5 | NNE | 1 | 1 | 8 | 4 | - - | ∞¹ 7a, 2p |
| 2 | 57.5 | 56.5 | 56.5 | 23.6 | 28.1 | 23.1 | 28.9 | 22.3 | 16.2 | 17.6 | 17.5 | 75 | 62 | 83 | NNW | 2 | NW | 5 | W | 3 | 6 | 9 | 9 | — | ● gt 2p7 |
| 3 | 56.0 | 55.2 | 55.2 | 23.2 | 25.4 | 20.7 | 27.2 | 20.1 | 17.1 | 16.0 | 17.4 | 80 | 66 | 96 | E | 4 | E | 2 | E | 1 | 9 | 10 | 10 | 1.0 | ●° ch y ‖| mañ, ● |
| 4 | 54.4 | 54.1 | 54.8 | 21.3 | 26.1 | 23.5 | 26.9 | 20.8 | 18.4 | 20.0 | 19.6 | **97** | 80 | 91 | E | 2 | W | 5 | W | 6 | 9 | 9 | 7 | 21.6 | ● ch am, ‖| mañ, ● 1 |
| 5 | 54.1 | 53.6 | 53.8 | 24.2 | 26.5 | 23.8 | 27.6 | 22.6 | 20.6 | 20.9 | **21.4** | 92 | 81 | **97** | W | 7 | W | 8 | W | 5 | 9 | 9 | 9 | 8.5 | ● ch am, p, n; ∞² 7 |
| 6 | **52.7** | 53.1 | 54.3 | 22.9 | 25.2 | 22.2 | 26.5 | 21.5 | 20.2 | 19.6 | 16.3 | **97** | 82 | 82 | WSW | 1 | E | 5 | E | 8 | 10 | 9 | 7 | 15.9 | ● ch am, ●° ch y ‖ |
| 7 | 55.7 | 55.7 | 56.2 | 22.0 | 25.9 | 20.6 | 26.3 | 20.1 | 13.2 | 13.1 | 13.2 | 67 | **53** | 73 | E | 2 | E | 5 | E | 1 | 6 | 3 | 2 | 1.0 | ●° ch 9p10; ⌓° 9p; |
| 8 | 55.7 | 55.8 | 57.3 | 19.5 | 24.3 | 18.6 | 26.8 | 18.0 | 15.2 | 14.2 | 13.9 | 90 | 63 | 87 | E | 1 | ENE | 1 | E | 1 | 7 | 7 | 0 | 0.1 | ●° ch am, 7a13; ⌓ |
| 9 | 56.7 | 56.6 | 58.1 | 21.0 | 26.9 | 21.4 | 27.1 | 19.3 | 14.6 | 15.6 | 15.5 | 79 | 59 | 82 | C | 0 | W | 2 | SW | 1 | 1 | 1 | 1 | 0.0 | ⌓² n, am; ∞¹ 7a, ∞° |
| 10 | 58.0 | 58.1 | 57.1 | 22.8 | 26.9 | 22.2 | 28.2 | 20.0 | 16.6 | 16.2 | 16.9 | 81 | 62 | 85 | W | 2 | W | 5 | WSW | 1 | 8 | 6 | 1 | — | ⌓² n, am, ⌓¹ 9p; ∞ |
| 11 | 58.3 | 57.8 | 57.7 | 23.6 | 27.4 | 23.2 | 28.8 | 20.8 | 17.2 | 18.0 | 17.1 | 79 | 66 | 80 | NNW | 4 | WNW | 3 | WNW | 2 | 5 | 9 | 1 | — - | ⌓² n, am; ∞¹ 7a, 2p |
| 12 | 56.2 | 55.2 | 55.5 | 24.2 | 26.8 | 23.2 | 28.4 | 22.8 | 17.6 | 17.4 | 16.9 | 78 | 67 | 79 | WNW | 4 | NW | 5 | NNW | 2 | 6 | 8 | 9 | — | ●² 9p-n; ∞¹ 7a, 2p, |
| 13 | 54.4 | 54.5 | 55.7 | 22.3 | 21.1 | 22.2 | 24.8 | 19.6 | 18.2 | 17.8 | 15.1 | 91 | 96 | 76 | NNW | 3 | W | 4 | WNW | 2 | 9 | 10 | 2 | 21.9 | ●, ● ch y ‖| am, ma |
| 14 | 56.2 | 57.6 | 59.5 | 21.6 | 25.4 | 21.3 | 25.8 | 20.0 | 12.6 | 13.2 | **12.2** | 66 | 55 | 65 | SW | 1 | SSW | 4 | S | 1 | 5 | 3 | 4 | 23.4 | |
| 15 | 59.9 | 59.8 | 61.2 | 21.8 | 25.1 | 20.6 | 25.8 | 17.9 | 13.6 | 13.2 | 12.5 | 70 | 56 | 69 | E | 3 | S | 3 | SE | 3 | 9 | 3 | 3 | 0.2 | ●° ch mañ; ∞¹ 7a |
| 16 | 60.6 | 60.1 | 61.0 | 21.4 | 25.8 | 21.8 | 26.6 | 19.2 | 13.4 | 14.2 | 13.2 | 71 | 57 | 68 | E | 3 | E | 4 | E | 4 | 8 | 9 | 4 | 0.4 | ●° ch 4a-7a; ∞¹ 7a, |
| 17 | 60.9 | 60.0 | 61.0 | 20.3 | 26.1 | 20.6 | 26.7 | **17.5** | 13.7 | 15.3 | 13.7 | 77 | 61 | 76 | E | 2 | E | 5 | ENE | 2 | 1 | 8 | 2 | — | ● gt (varias veces) p |
| 18 | 60.5 | 59.7 | 60.2 | 21.1 | 25.8 | 20.8 | 26.3 | 19.3 | 14.4 | 14.7 | 14.6 | 77 | 60 | 80 | ENE | 1 | E | 4 | E | 2 | 1 | 2 | 1 | 0.0 | ⌓¹ n, am; ⌓° 9p |
| 19 | 58.6 | 57.8 | 58.4 | 22.7 | 25.9 | 20.6 | 26.2 | 17.9 | 14.2 | 14.5 | 14.1 | 69 | 58 | 78 | E | 2 | E | 3 | E | 1 | 8 | 8 | 4 | — | ⌓¹ n, am; ∞° 2p |
| 20 | 57.5 | 57.2 | 57.6 | 20.8 | 22.3 | 21.4 | 23.8 | 18.9 | 15.8 | 14.1 | 14.7 | 86 | 71 | 78 | SE | 5 | SE | 4 | SE | 5 | 9 | 9 | 4 | — | ● ch mañ, p, n; ⌓° |
| 21 | 56.3 | 56.5 | 57.0 | 20.1 | 20.7 | 20.0 | 23.8 | 18.8 | 16.6 | 16.7 | 16.2 | 95 | 92 | 93 | E | 5 | ENE | 4 | E | 5 | 10 | 10 | 10 | 12.6 | ● ch am, ● mañ, p |
| 22 | 56.9 | 57.7 | 59.3 | 21.6 | 21.2 | 22.3 | 25.0 | 20.1 | 17.2 | 17.6 | 16.9 | 90 | 94 | 84 | NE | 4 | NNE | 2 | NE | 3 | 9 | 10 | 10 | **75.0** | ●°·² mañ, p, n; ∞² |
| 23 | 59.8 | 60.3 | 61.0 | 21.5 | 21.0 | 21.3 | 26.7 | 20.4 | 16.2 | 16.4 | 17.6 | 85 | 89 | 93 | NE | 3 | NNE | 2 | NE | 3 | 9 | 9 | 7 | 14.9 | 2 ●° ch 10a53, ● (c |
| 24 | 61.3 | 61.1 | 62.1 | 22.3 | 26.2 | 21.4 | 27.1 | 20.7 | 17.4 | 16.9 | 16.7 | 86 | 67 | 88 | NE | 2 | NE | 4 | NE | 1 | 9 | 8 | 3 | 8.6 | ‖| ° 7a, ● gt y ‖| ° I, |
| 25 | 62.1 | 62.1 | 63.7 | 21.6 | 26.0 | 21.6 | 27.1 | 20.7 | 17.2 | 16.3 | 16.8 | 90 | 65 | 87 | NE | 2 | NE | 4 | NE | 2 | 9 | 8 | 9 | 0.0 | ⌓² n, am, ⌓° 9p; ∞ |
| 26 | 63.3 | 63.9 | **64.6** | 21.8 | 21.9 | 20.8 | 24.7 | 20.4 | 16.5 | 15.8 | 16.7 | 85 | 81 | 91 | NE | 2 | NE | 2 | ENE | 1 | 9 | 10 | 9 | — | ●° ch 11a42, MD-n; |
| 27 | **64.6** | 63.8 | 64.1 | 20.2 | 24.5 | 20.7 | 25.5 | 19.8 | 16.5 | 14.2 | 14.8 | 94 | 62 | 81 | ENE | 1 | E | 5 | E | 2 | 9 | 8 | 3 | 18.5 | ● y ● ch am-7a5; ⌓ |
| 28 | 63.2 | 61.9 | 62.4 | 21.7 | 25.1 | 20.4 | 25.2 | 18.8 | 13.1 | 15.7 | 15.1 | 68 | 66 | 84 | ESE | 4 | ESE | 5 | E | 4 | 3 | 4 | 8 | 0.0 | ●¹ y ●² ch p; ∞¹ 2 |
| 29 | 61.4 | 60.1 | 61.0 | 20.8 | 24.5 | 20.7 | 25.0 | 19.9 | 13.8 | 15.5 | 15.5 | 76 | 67 | 85 | ESE | 4 | ESE | 3 | SE | 1 | 3 | 9 | 9 | 6.0 | ●¹ ch am, ●ᶜ ch ma |
| 30 | 60.0 | 60.1 | 61.3 | 20.0 | 24.2 | 19.7 | 24.7 | 19.4 | 16.5 | 18.4 | 15.9 | 95 | 82 | 93 | E | 1 | E | 1 | E | 1 | 8 | 8 | 7 | 0.4 | ● ch am, 9a-MD, p; |
| 31 | 61.4 | 61.8 | 61.7 | 20.9 | 21.3 | 20.0 | 21.7 | 19.2 | 16.3 | 16.9 | 15.3 | 89 | 90 | 88 | ENE | 2 | ESE | 2 | ENE | 3 | 8 | 10 | 9 | 39.5 | ● y ● ch mañ, p; |
| **Pro. Mit.** | 58.5 | 58.3 | 59.0 | 21.8 | 24.9 | 21.4 | 26.3 | 19.9 | 16.0 | 16.2 | 15.8 | 82 | 70 | 83 | | 2.6 | | 3.7 | | 2.5 | 6.9 | 7.5 | 5.4 | 269.5 | |

**COPIAPÓ** (H=370 m) **MARZO 1912** φ = 27° 22′ S λ = 70° 21′ W C

| | | | | | | | | | | | | | | | | | | | | | | | | |
|---|---|---|---|---|---|---|---|---|---|---|---|---|---|---|---|---|---|---|---|---|---|---|---|---|
| 1 | 25.0 | **20.8** | 22.2 | 16.4 | 29.2 | 17.0 | | 10.7 | 10.9 | 10.9 | 78 | 36 | 77 | SE | 1 | NW | 2 | NW | 2 | 10 | 0 | 0 | — | |
| 2 | 25.4 | 23.4 | 25.3 | 16.6 | 29.4 | 19.8 | | 10.9 | 10.2 | 10.9 | 78 | 34 | 64 | C | 0 | NW | 1 | NW | 1 | 10 | 0 | 0 | — | |
| 3 | 26.1 | | | 15.6 | | | | 10.7 | | | 82 | | | C | 0 | | | | | 0 | | | — | |
| 4 | 26.0 | 22.9 | 25.5 | 17.2 | 30.0 | 17.8 | | 10.2 | 10.6 | 11.7 | 71 | 34 | 78 | C | 0 | NW | 3 | NW | 1 | 0 | 0 | 0 | — | |
| 5 | 26.0 | 22.1 | 24.0 | 16.2 | 30.3 | 17.8 | | 11.1 | 10.9 | 11.6 | 82 | 35 | 77 | NW | 1 | NW | 2 | NW | 1 | 0 | 0 | 0 | — | |
| 6 | 26.2 | 23.9 | 24.4 | 16.6 | 27.6 | 17.8 | | 12.0 | 12.3 | 11.6 | 86 | 44 | 77 | C | 0 | NW | 1 | NW | 1 | 10 | 0 | 0 | — | |
| 7 | 26.9 | 24.2 | 26.8 | 16.8 | 30.6 | 17.6 | | **12.8** | **12.8** | 11.7 | 91 | 40 | 79 | SW | 1 | N | 1 | NW | 1 | 10 | 0 | 0 | — | |
| 8 | 27.8 | 24.3 | 25.6 | 16.0 | 29.6 | 17.8 | | 11.5 | 10.9 | 11.3 | 85 | 35 | 74 | W | 1 | NW | 2 | NW | 1 | 10 | 0 | 0 | — | |
| 9 | 26.4 | 23.2 | 24.4 | 18.0 | 29.5 | 18.4 | | 11.7 | 10.9 | 11.5 | 77 | 36 | 74 | SE | 2 | NW | 2 | NW | 1 | 2 | 0 | 0 | — | |
| 10 | 26.5 | | 26.8 | 18.0 | 28.4 | 18.4 | | 11.7 | **9.2** | 11.5 | 77 | **32** | 74 | C | 0 | | | C | 0 | 10 | 0 | 0 | — | |
| 11 | 27.8 | 25.6 | 25.5 | 18.0 | 28.4 | 18.4 | | 11.7 | 10.0 | 10.9 | 77 | 35 | 70 | C | 0 | NW | 1 | NW | 1 | 10 | 0 | 0 | — | |
| 12 | 26.5 | 24.2 | 27.3 | 16.0 | 29.8 | 18.4 | | 10.4 | 10.9 | 10.9 | 78 | 35 | 70 | NE | 1 | NW | 3 | C | 0 | 0 | 0 | 0 | — | |
| 13 | 26.2 | 23.4 | 25.6 | 15.8 | 29.4 | 16.8 | | 11.4 | 10.8 | 11.9 | 86 | 36 | 84 | C | 0 | NW | 2 | NW | 1 | 0 | 0 | 0 | — | |
| 14 | 26.2 | 23.2 | 25.8 | 15.8 | 29.4 | 16.8 | | 11.4 | 10.8 | 11.9 | 86 | 36 | 84 | C | 0 | NW | 2 | NW | 2 | 1 | 0 | 0 | — | |
| 15 | 26.2 | 24.3 | 26.1 | 16.0 | 27.5 | 16.8 | | 11.4 | 10.9 | 11.3 | 85 | 40 | 80 | NW | 1 | NW | 3 | NW | 1 | 3 | 0 | 0 | — | |
| 16 | 27.0 | 25.1 | 25.8 | 16.0 | 26.8 | 16.8 | | 11.2 | 10.8 | 11.0 | 84 | 42 | 78 | NW | 1 | NW | 2 | C | 0 | 0 | 0 | 0 | — | |
| 17 | 27.2 | 25.3 | 26.1 | 15.6 | 26.9 | 16.0 | | 11.5 | 10.9 | 11.2 | 88 | 42 | 84 | C | 0 | NW | 1 | NW | 1 | 10 | 0 | 0 | — | |
| 18 | 27.2 | 25.5 | 25.4 | 15.2 | 24.2 | 16.0 | | 10.9 | 11.4 | 11.0 | 85 | 51 | 82 | C | 0 | NW | 2 | NW | 1 | 10 | 0 | 0 | — | |
| 19 | 26.1 | 23.6 | 25.0 | 15.0 | 25.4 | 16.8 | | 11.0 | 10.6 | 11.3 | 88 | 45 | 80 | SE | 1 | NW | 2 | NW | 1 | 10 | 0 | 0 | — | |
| 20 | 26.0 | 23.9 | 24.9 | 16.6 | 26.4 | 16.5 | | 11.2 | 11.0 | 11.2 | 80 | 44 | 81 | C | 0 | NW | 2 | NW | 1 | 10 | 0 | 0 | — | |
| 21 | 25.9 | 23.7 | 25.0 | 15.6 | 26.6 | 16.6 | | 11.5 | 11.5 | 11.2 | 88 | 45 | 80 | C | 0 | NW | 2 | C | 0 | 10 | 0 | 0 | — | |
| 22 | 25.6 | 23.4 | 26.3 | 16.0 | 25.2 | 15.6 | | 11.2 | 11.8 | 10.7 | 84 | 51 | 82 | SE | 1 | NW | 3 | NW | 1 | 10 | 0 | 0 | — | |
| 23 | 26.6 | 23.9 | 24.5 | 14.6 | 24.0 | 15.2 | | 10.9 | 11.0 | 10.6 | 88 | 51 | 83 | C | 0 | NW | 1 | NW | 4 | 10 | 0 | 0 | — | |
| 24 | 26.5 | 24.7 | 26.2 | 15.0 | 22.6 | 16.6 | | 10.8 | 11.1 | 10.6 | 85 | 55 | 76 | C | 0 | NW | 1 | N | 1 | 10 | 8 | 0 | — | |
| 25 | 27.7 | 25.4 | 27.4 | 13.0 | 27.1 | 16.0 | | 9.8 | 10.8 | 10.1 | 89 | 41 | 76 | SE | 1 | NW | 2 | C | 0 | 0 | 0 | 0 | — | |
| 26 | 28.0 | 25.9 | 26.3 | 14.4 | 28.0 | 17.2 | | 9.3 | 10.2 | 10.8 | 77 | 37 | 75 | C | 0 | NW | 2 | NW | 1 | 0 | 0 | 0 | — | |
| 27 | 27.5 | 25.8 | 26.6 | 13.2 | 24.8 | 14.4 | | 10.8 | 10.2 | 9.8 | **96** | 44 | 82 | NW | 1 | NW | 3 | NW | 2 | 10 | 0 | 0 | — | |
| 28 | 26.2 | 24.2 | 25.3 | 12.6 | 24.5 | 14.0 | | 9.8 | 9.6 | 9.8 | 91 | 43 | 82 | C | 0 | NW | 3 | NW | 1 | 10 | 0 | 0 | — | |
| 29 | 25.4 | 23.9 | 26.2 | 11.2 | 25.8 | 14.5 | | 8.9 | 9.7 | 10.0 | 90 | 40 | 83 | N | 1 | NW | 2 | C | 0 | 8 | 4 | 0 | — | |
| 30 | 27.3 | 25.7 | | 11.7 | 25.2 | | | 9.6 | 9.5 | | 95 | 40 | | NW | 2 | NW | 2 | | | 10 | 2 | 0 | — | |
| 31 | **30.0** | 26.5 | 28.4 | 12.8 | 22.2 | 13.8 | | 9.5 | 11.0 | 9.4 | 87 | 56 | 81 | SE | 1 | NW | 2 | NW | 1 | 10 | 0 | 0 | — | |
| **Pro. Mit.** | 26.6 | 24.2 | 25.7 | 15.4 | 27.1 | 16.7 | | 10.9 | 10.8 | 11.0 | 84 | 41 | 78 | | 0.6 | | 1.9 | | 1.0 | 6.6 | 0.5 | 0.0 | — | |

Barómetro reducido a 0°C y a gravedad normal.

Barometer reduciert auf 0°C und N

(1) ch (varios p; ∞² 7a, 2p. (2) ch p, n; ∞² 7a, 2p. (3) ∞¹ 7a, 2p. (4) al N 2p24, ≲ (2 veces) al E 2p24, ≲² (color amarillo, innumerables) al N 6p20-n; ⌓° 9p; ∞ 2p. (5) al E 10p1; (6) 9.

**DE PASCUA** (H = 30 m) **MARZO 1912** $\varphi = 27°\ 10'$ S $\lambda = 109°\ 26'$ W $h_a = 2.8$ m

| a la p. o. ien. | Velocidad del viento (Windgeschwindigkeit) m/minuto | | | km | | | | | Nubes (clase y dirección) (Wolken (Art und Richtung)) | | | Agua caída (Niederschlag) mm | | | Evaporación (Verdunstung) mm | | | |
|---|---|---|---|---|---|---|---|---|---|---|---|---|---|---|---|---|---|---|
| Min. | 7a | 2p | 9p | 9p-7a | 7a-2p | 2p-9p | 7a-7a | k/1h | 7a | 2p | 9p | 7a | 2p | 9p | 7a | 2p | 9p | 7a-7a |
| 0.5 | 7 | 196 | 7 | 16.2 | 71.4 | 50.4 | 133.9 | 5.6 | cu-ni, ci lij NE | cu-ni, ni, a-cu, ci, ci-str N | cu, fr-cu, cu-ni, ci, ci-str | — | — | — | 0.2 | 2.0 | 1.8 | 4.6 |
| 2.7 | 97 | 164 | 110 | 35.8 | 59.0 | 85.9 | 157.6 | 6.6 | cu-ni, ci, ci-str, ci-cu N | ni, str, str-cu, a-cu NW, 12 | cu, cu-ni, ni [NNE | — | — | 0.0 | 0.9 | 1.6 | 1.2 | **4.7** |
| 2.5 | 138 | 65 | 7 | 66.6 | 58.6 | 16.6 | 211.5 | 8.8 | cu-ni, ni, str-cu, ci, ci- 1 | cu-ni E, ni, str, str-cu E | cu, cu-ni E, ni, str, str-cu | 1.0 | 0.0 | 6.4 | 0.5 | 1.2 | 0.4 | 3.3 |
| 2.4 | 78 | 164 | 196 | 54.2 | 47.0 | 103.0 | 129.4 | 5.4 | cu-ni, ni, str, a-cu E, ci, 2 | cu-ni, ni, str, str-cu, a- 13 | cu, fr-cu, cu-ni, ni, a- 23 | 15.2 | 4.1 | 3.0 | 0.2 | 0.4 | 0.5 | 1.8 |
| 4.4 | 248 | 284 | 177 | 128.0 | 124.0 | 112.7 | 278.0 | 11.6 | cu-ni, ni, str W, a-cu W, ci, | cu-ni, ni, str, a-cu W, 14 | cu, cu-ni W, ni, srt, fr-str | 1.4 | — | 7.2 | 0.6 | 1.0 | 0.7 | 1.5 |
| 3.2 | 49 | 164 | **301** | 116.0 | 54.3 | 71.3 | **352.7** | **14.7** | ni, str [ci-cu, ci-str W | ni, str-cu, str, fr-str | cu, fr-cu, cu-ni E, ni, str- | 8.7 | 0.3 | 0.7 | 0.2 | 0.3 | 0.7 | 1.9 |
| 2.8 | 90 | 177 | 59 | 100.1 | 69.5 | 60.1 | 225.7 | 9.4 | cu-ni, ni, ci lij E | cu-ni, ci lij E | cu, fr-cu, cu-ni E [cu E | — | — | — | 1.5 | 2.0 | 1.7 | 2.5 |
| 9.0 | 52 | 59 | 13 | 13.5 | 34.3 | 12.4 | 143.1 | 6.0 | cu-ni, ni, str-cu, a-cu E, ci E | cu-ni, ni, str-cu, ci E | | 0.1 | 0.0 | — | 0.4 | 1.1 | 0.7 | 4.1 |
| 9.1 | **0** | 99 | 13 | 12.2 | 42.0 | 30.5 | **58.9** | **2.5** | cu-ni lij ENE [ci, ci-str W | ci lij W [W | fr-cu SW | — | — | — | 0.9 | 1.1 | 0.8 | 2.7 |
| 0.8 | 99 | 155 | 52 | 12.5 | 51.3 | 54.1 | 85.0 | 3.5 | cu-ni, ni, str-cu, a-cu W, | cu-ni, a-cu, ci, ci-cu, ci-str | cu, fr-cu W | — | — | — | 0.4 | 1.1 | 1.2 | 2.3 |
| 1.7 | 132 | 116 | 65 | 14.7 | 72.0 | 68.1 | 120.1 | 5.0 | cu-ni, a-cu NNW, ci NNW | cu-ni, str-cu, ci, ci-str WNW | cu, fr-cu, cu-ni NW | — | — | — | 0.2 | 1.8 | 1.1 | 2.5 |
| 4.2 | 121 | 160 | 65 | 77.9 | 69.9 | 59.3 | 218.0 | 9.1 | cu-ni, ni, ci, ci-str NW | cu-ni, ni, a-cu NNW 15 | cu, cu-ni NNW, ni, 24 | — | — | — | 0.8 | 1.5 | 1.7 | 3.7 |
| 1.8 | 116 | 133 | 90 | 69.3 | 61.1 | 43.8 | 198.5 | 8.2 | cu-ni, ni, str, fr-str, str- 3 | cu-ni W, ni, str [str lij | cu, fr-cu, cu-ni W | 21.9 | 20.6 | 2.8 | 0.3 | 0.6 | 0.5 | 3.5 |
| 1.5 | 45 | 136 | 32 | 68.9 | 51.1 | 47.2 | 173.8 | 7.2 | cu-ni, str-cu, ci lij SW [cu | cu-ni, str-cu, ci, ci-cu, ci- | cu, fr-cu, cu-ni S, ni | — | — | — | 1.0 | 1.4 | 1.4 | 2.1 |
| 8.3 | 116 | 116 | 114 | 34.8 | 58.6 | 56.3 | 133.1 | 5.5 | cu-ni E, ni, str, fr-str, str- | cu-ni, str-cu, ci-cu SE | cu, fr-cu, cu-ni ESE, ni | 0.2 | — | — | 1.0 | 1.3 | 1.5 | 3.8 |
| 8.6 | 104 | 146 | 151 | 55.2 | 66.2 | 58.2 | 170.1 | 7.1 | cu-ni, ni, str-cu, ci, ci-cu E | cu-ni, ni, str-cu, a-cu 16 | cu, fr-cu, cu-ni E, ni, ci, | 0.4 | — | — | 1.0 | 1.4 | 1.5 | 3.8 |
| 8.7 | 99 | 155 | 65 | 50.5 | 62.1 | 53.5 | 174.9 | 7.3 | ni, str-cu, ci-cu lij E | cu-ni, a-cu E, ci, ci-cu E | cu, fr-cu, cu-ni E [lij E | — | — | 0.0 | 0.8 | 1.4 | 1.2 | 3.7 |
| 9.9 | 39 | 133 | 99 | 26.2 | 46.8 | 48.1 | 141.8 | 5.9 | cu-ni E | cu-ni, ci lij ENE | cu, fr-cu, cu-ni E | — | — | — | 0.8 | 1.2 | 1.4 | 3.4 |
| 9.4 | 78 | 116 | 26 | 29.6 | 47.2 | 34.0 | 124.5 | 5.2 | cu-ni, str-cu, ci, ci-cu ENE | cu-ni, str-cu, a-cu ESE, 17 | cu, fr-cu, cu-ni, a-cu 25 | — | — | — | 0.4 | 1.3 | 0.9 | 3.0 |
| 9.8 | 155 | 151 | 185 | 25.0 | 79.8 | 82.8 | 106.2 | 4.4 | cu-ni, ni, str-cu, str, a- 4 | str, fr-str ESE, a-cu ESE | cu, fr-cu, cu-ni SE, ni | — | 1.8 | 0.5 | 0.4 | 0.7 | 0.9 | 2.6 |
| 0.7 | 177 | 143 | 177 | 115.0 | 69.0 | 71.1 | 277.6 | 11.6 | cu-ni ENE, ni, str, str-cu | cu-ni ENE, ni, str ENE | cu, fr-cu, cu-ni ENE, ni, | 10.3 | 23.8 | 48.8 | 0.9 | 0.3 | 0.3 | 2.5 |
| 1.1 | 141 | 99 | 108 | 84.0 | 53.9 | 39.9 | 224.1 | 9.3 | cu-ni, ni, str, srt-cu, fr- 5 | cu-ni, ni, str-cu, str, 18 | cu-ni NE, ni, str [str | 2.4 | 9.0 | 0.3 | 0.1 | 0.6 | 0.5 | **0.7** |
| 1.6 | 116 | 99 | 108 | 64.7 | 59.9 | 55.2 | 158.5 | 6.6 | cu ni, ni, str, fr-str, ci, 6 | ni, str-cu, fr-str, str, 19 | cu, fr-cu, cu-ni, ni, 26 | 5.6 | 0.6 | 0.6 | 0.5 | 1.1 | 0.6 | 1.6 |
| 1.2 | 65 | 133 | 39 | 34.5 | 47.2 | 46.7 | 149.6 | 6.2 | cu-ni, ni, str-cu, a-cu NE 7 | cu-ni, ni, a-cu NE, ci, 20 | cu, fr-cu, cu-ni, ci, 27 | 7.4 | 0.0 | 0.0 | 0.2 | 1.0 | 1.2 | 1.9 |
| 1.2 | 99 | 121 | 65 | 22.8 | 47.6 | 36.7 | 116.7 | 4.9 | cu-ni, ci, ci-str NE | cu-ni, a-cu NE, ci, ci-str NE | cu, fr-cu, cu-ni, str, 28 | — | — | — | 0.3 | 1.3 | 0.7 | 2.5 |
| 1.3 | 65 | 99 | 13 | 42.4 | 43.7 | 34.0 | 126.7 | 5.3 | cu-ni, ni, str-cu, str, a- 8 | cu-ni NE, ni, str-cu, str | cu, fr-cu, cu-ni, ni, 29 | — | 0.2 | 18.3 | 0.4 | 0.9 | 0.6 | 2.4 |
| 0.6 | 20 | 212 | 90 | 27.4 | 62.2 | 52.4 | 105.1 | 4.4 | cu-ni, ni, str-cu, a-cu, ci, 9 | cu-ni, str-cu, a-cu E, 21 | cu, fr-cu, cu-ni, ci lij. E | 0.0 | 0.0 | — | 0.4 | 0.9 | 1.2 | 1.9 |
| 0.4 | 143 | 212 | 168 | 105.8 | 73.5 | 62.6 | 220.4 | 9.2 | cu-ni, ci, ci-str, ci-cu lij E | cu-ni, ci, ci-str lij E | cu, fr-cu, cu-ni E, ni | — | — | 5.2 | 1.4 | 1.3 | 0.8 | 3.5 |
| 0.5 | 133 | 116 | 13 | 87.4 | 59.8 | 45.5 | 223.5 | 9.3 | cu-ni, ci lij ESE | cu-ni, ni, str-cu, a-cu, 22 | cu, fr-cu, cu-ni, str- 30 | 0.8 | 0.1 | — | 0.7 | 0.8 | 0.9 | 2.8 |
| 9.6 | 13 | 39 | 52 | 17.2 | 19.7 | 24.7 | 122.5 | 5.1 | cu-ni, ni, str-cu, a-cu I0 | cu-ni, ni, str-cu, a-cu E, ci, | cu, fr-cu, cu-ni, ni, 31 | 0.3 | 9.2 | 30.3 | 0.1 | 0.3 | 0.2 | 1.8 |
| 0.0 | 90 | 90 | 116 | 26.1 | 43.5 | 51.9 | 70.5 | 2.9 | cu-ni, ni, a-cu E, ci, ci- 11 | cu-ni ESE, ni-str [ci-str E | cu-ni, str, ci-cu, ci-str [ENE | — | 12.0 | 0.7 | 0.3 | 0.2 | 0.3 | 0.8 |
| 1.0 | 94 | 137 | 90 | 52.7 | 58.3 | 53.8 | 165.5 | 6.9 | | | | 75.7 | 81.7 | 124.8 | 17.8 | 33.1 | 29.1 | 83.9 |

**PÓ** (H = 370 m) **MARZO 1912** $\varphi = 27°\ 22'$ S $\lambda = 70°\ 21'$ W $h_a = 11.7$ m

| | | | | | | | | | | | | | | | | | | |
|---|---|---|---|---|---|---|---|---|---|---|---|---|---|---|---|---|---|---|
| 20 | 85 | 120 | | 14.7 | 21.0 | | | str | | | | — | — | — | | | | |
| 0 | 60 | 20 | 5.3 | 7.7 | 18.7 | 41.0 | 1.7 | str | | | | — | — | — | | | | |
| 0 | | | 5.1 | | | 31.5 | 1.3 | | | | | — | — | — | | | | |
| 0 | 150 | 40 | | 68.5 | 24.2 | | | | | | | — | — | — | | | | |
| 50 | 95 | 55 | 5.4 | 19.0 | 25.7 | 98.1 | 4.1 | | | | | — | — | — | | | | |
| 0 | 30 | 40 | 4.7 | 13.7 | 9.6 | 49.4 | 2.1 | str | | | | — | — | — | | | | |
| 15 | 10 | 40 | 5.5 | 13.9 | 21.0 | 28.8 | 1.2 | str | | | | — | — | — | | | | |
| 40 | 66 | 25 | 5.8 | 15.4 | 25.2 | 40.7 | 1.7 | str | | | | — | — | — | | | | |
| 70 | 80 | 15 | 4.4 | 16.7 | 22.0 | 45.0 | 1.9 | str | | | | — | — | — | | | | |
| 0 | | 0 | 5.7 | | | 44.4 | 1.8 | str | | | | — | — | — | | | | |
| 0 | 45 | 15 | | | | | | ni | | | | — | — | — | | | | |
| 40 | 110 | 0 | | 25.4 | 12.7 | | | | | | | — | — | — | | | | |
| 0 | 95 | 40 | 5.8 | 24.7 | 15.6 | 43.9 | 1.8 | | | | | — | — | — | | | | |
| 0 | 100 | 90 | 7.4 | 25.4 | 23.7 | 47.7 | 2.0 | ni | | | | — | — | — | | | | |
| 20 | 128 | 40 | 4.3 | 17.3 | 19.4 | 53.4 | 2.2 | str SE | | | | — | — | — | | | | |
| 50 | 105 | 0 | 1.5 | 22.3 | 13.1 | 38.2 | 1.6 | | | | | — | — | — | | | | |
| 0 | 45 | 15 | 2.9 | 16.5 | 10.1 | 38.3 | 1.6 | str | | | | — | — | — | | | | |
| 0 | 70 | 40 | 6.4 | 10.0 | 8.1 | 33.0 | 1.4 | str | | | | — | — | — | | | | |
| 20 | 70 | 20 | 7.0 | 10.0 | 10.0 | 25.1 | 1.0 | str | | | | — | — | — | | | | |
| 0 | 80 | 40 | 5.0 | 9.5 | 12.1 | 25.0 | 1.0 | str | | | | — | — | — | | | | |
| 0 | 70 | 0 | 2.3 | 11.2 | 16.5 | **23.9** | 1.0 | str | | | | — | — | — | | | | |
| 20 | 120 | 30 | 4.4 | 13.1 | 22.2 | 32.1 | 1.3 | str | | | | — | — | — | | | | |
| 0 | 50 | 30 | 4.6 | 5.7 | 19.7 | 39.9 | 1.7 | str | | | | — | — | — | | | | |
| 0 | 40 | 50 | 4.3 | 7.9 | 12.3 | 29.7 | 1.2 | str | | ni | | — | — | — | | | | |
| 30 | 100 | 0 | 3.7 | 31.1 | 59.9 | **23.9** | 1.0 | | | | | — | — | — | | | | |
| 0 | 80 | 40 | 9.4 | 2.7 | 19.9 | **100.4** | **4.2** | | | | | — | — | — | | | | |
| 50 | 140 | 90 | 6.7 | 35.8 | 28.0 | 29.3 | 1.2 | str | | | | — | — | — | | | | |
| 0 | **180** | 25 | 3.7 | 21.6 | 27.3 | 67.5 | 2.8 | str | | | | — | — | — | | | | |
| 30 | 70 | 0 | 0.9 | 33.3 | 25.4 | 49.8 | 2.1 | str SE | | str SE | | — | — | — | | | | |
| 70 | 100 | | 6.0 | 22.6 | | 64.7 | 2.7 | str | | ni SE | | — | — | — | | | | |
| 30 | 105 | 40 | | 22.6 | 21.4 | | | str | | | | — | — | — | | | | |
| 18 | 85 | 33 | 4.9 | 19.2 | 20.2 | 44 0 | 1.8 | | | | | — | — | — | | | | |

Observaciones se efectuaron según hora oficial de Chile (75° de long.)

Alle Beobachtungen nach chilenischer Einheitszeit (75° Länge).

Observo según la hora local.

Auf der Osterinsel Beobachtungen nach Ortszeit.

Días hubo cu y fr-cu a las 7a y 2p.

2 ci-cu, ci-str E. 3 cu, ci, ci-cu, ci-str WNW. 4 cu ESE, ci cu, ci-str ESE, 5 str, a-cu NE, ci, ci-cu, ci-str NE. 6 ci-str NE. 7 ci, ci-str NE. 8 cu NE, ci, ci-cu, ci-str NE. 9 ci-cu, ci-str ENE ci-cu E. 11 cu, ci-str E. 12 ci, ci-str, ci-cu NW. 13 cu W, ci, ci-cu, ci-str W. 14 ci-cu, ci-str W. 15 ci, ci-cu, ci-str NNW. 16 E, ci, ci-cu E. 17 ci, ci-str, ci-cu ESE. 18 a-cu NE ci-str NE. 20 ci-str NE. 21 ci, ci-str, ci-cu E. 22 ci lij, ESE 23 cu W, ci W. 24 str, str-cu, fr-str. 25 ESE, ci ESE 26 str-cu, a-cu, ci, ci-str NE. 27 ci-cu, ci-str, NE 28 ci-str NE 29 str-cu, a-cu ENE, a-cu SE. 31 ci-str, ci E.

**COQUIMBO** (H=25 m) **MARZO 1912** φ = 29° 56′ S λ = 71° 21′ W

| Dia / Tag | Barómetro Barometer 700 mm + | | | Temperatura del aire Lufttemperatur C° | | | | | Humedad absoluta Absolute Feuchtigkeit mm | | | Humedad relativa Relative Feuchtigkeit % | | | Dirección y fuerza del viento Richtung und Stärke des Windes 0—12 B | | | Nebulosidad Bewölkung 0—10 | | | Agua caída Niederschlag mm | Notas Bemerkun |
|---|---|---|---|---|---|---|---|---|---|---|---|---|---|---|---|---|---|---|---|---|---|---|
| | 7a | 2p | 9p | 7a | 2p | 9p | Max. | Min. | 7a | 2p | 9p | 7a | 2p | 9p | 7a | 2p | 7p | 7a | 2p | 9p | 7a-7a | |
| 1 | 56.4 | **55.0** | 55.7 | 15.5 | 20.3 | 16.5 | 20.3 | 15.4 | 12.2 | 11.8 | 11.5 | 93 | 67 | 82 | N 2 | SW 1 | SW 2 | 10 | 0 | 0 | — | ⊗² 1 |
| 2 | 57.5 | 57.3 | 56.9 | 16.6 | 20.9 | 17.2 | 20.9 | 15.0 | 12.0 | 12.3 | 12.5 | 85 | 67 | 86 | E 1 | SW 1 | SW 1 | 10 | 10 | 0 | — | |
| 3 | 58.1 | 57.0 | 57.4 | 16.4 | 21.7 | 18.0 | 21.7 | 15.2 | 12.1 | 13.4 | 13.1 | 87 | 70 | 85 | C 0 | SW 1 | SW 2 | 0 | 0 | 0 | — | ◺⁰ |
| 4 | 57.6 | 56.9 | 55.3 | 18.4 | 20.6 | 17.7 | 21.0 | 15.4 | 11.1 | 13.5 | 13.4 | 70 | 74 | 89 | E 1 | SW 1 | SW 2 | 0 | 5 | 0 | — | |
| 5 | 57.9 | 56.3 | 56.3 | 17.8 | 20.0 | 17.4 | 20.9 | 16.2 | 12.4 | 12.9 | 13.3 | 82 | 74 | 90 | C 0 | SW 2 | SW 2 | 10 | 0 | 0 | — | |
| 6 | 57.7 | 57.8 | 55.8 | 16.6 | 20.0 | 16.5 | 20.0 | 16.3 | 13.6 | 13.5 | 12.8 | **97** | 78 | 92 | E 2 | C 0 | SW 2 | 10 | 9 | 3 | 0.6 | ≡ ² 6a50-10a20, |
| 7 | 58.4 | 59.0 | 59.1 | 17.0 | 19.0 | 16.8 | 19.0 | 15.9 | 13.0 | 12.9 | 12.8 | 90 | 79 | 90 | C 0 | SW 1 | SW 2 | 10 | 10 | 5 | 1.1 | |
| 8 | 59.0 | 58.9 | 58.1 | 16.9 | 20.0 | 16.8 | 20.0 | 16.1 | 12.5 | **14.1** | 13.0 | 88 | 81 | 92 | C 0 | SW 1 | SW 2 | 10 | 8 | 10 | — | |
| 9 | 58.3 | 56.4 | 56.3 | 17.8 | 21.4 | 17.9 | 21.4 | 16.2 | 12.4 | 11.7 | 12.4 | 82 | 62 | 81 | E 1 | SW 1 | SW 2 | 10 | 3 | 0 | — | |
| 10 | 58.3 | 57.5 | 57.8 | 17.0 | 20.0 | 19.3 | 20.0 | 16.0 | 12.6 | 12.6 | 12.0 | 88 | 72 | 72 | C 0 | C 0 | C 0 | 10 | 10 | 10 | — | ◺⁰ |
| 11 | 59.0 | 59.0 | 59.4 | 18.8 | 22.5 | 18.6 | **22.5** | 18.0 | 13.9 | 13.6 | 13.7 | 87 | 67 | 86 | C 0 | SW 1 | SW 2 | 10 | 0 | 0 | — | |
| 12 | 58.2 | 58.6 | 58.7 | 18.0 | 20.2 | 18.0 | 20.5 | 15.0 | 10.9 | 13.9 | 13.5 | 71 | 79 | 88 | C 0 | SW 2 | SW 2 | 0 | 0 | 0 | — | ◺⁰ |
| 13 | 60.1 | 59.4 | 58.9 | 16.8 | 21.0 | 18.9 | 21.0 | 15.0 | 12.2 | 14.0 | 13.9 | 85 | 76 | 86 | C 0 | SW 2 | SW 2 | 0 | 0 | 0 | — | ◺¹ |
| 14 | 58.0 | 57.6 | 57.2 | 17.0 | 21.6 | 17.7 | 21.6 | 16.0 | 13.5 | 13.0 | 13.4 | 94 | 68 | 89 | E 1 | SW 1 | SW 2 | 10 | 0 | 0 | — | ◺¹ |
| 15 | 58.2 | 57.3 | 58.1 | 17.8 | 20.0 | 18.2 | 20.5 | 16.9 | 12.7 | 13.2 | 13.4 | 84 | 76 | 86 | NE 1 | SW 1 | SW 2 | 10 | 6 | 10 | — | ◺¹ |
| 16 | 58.6 | 58.9 | 58.7 | 17.7 | 19.0 | 18.2 | 20.0 | 17.0 | 13.5 | 13.2 | 13.2 | 90 | 81 | 85 | C 0 | SW 2 | SW 2 | 10 | 10 | 10 | — | ◺¹ |
| 17 | 59.1 | 59.3 | 58.9 | 17.2 | 18.6 | 18.0 | 19.6 | 17.0 | 12.8 | 12.7 | 13.7 | 88 | 80 | 89 | C 0 | SW 1 | SW 1 | 10 | 10 | 10 | — | |
| 18 | 58.6 | 58.8 | 57.3 | 17.0 | 18.8 | 17.4 | 18.8 | 16.8 | 12.6 | 13.3 | 13.4 | 88 | 83 | 91 | E 1 | C 0 | SW 1 | 10 | 10 | 10 | — | ⊗¹ 1 |
| 19 | 56.7 | 57.2 | 57.9 | 17.6 | 18.6 | 17.9 | 19.2 | 17.0 | 13.2 | 13.1 | 13.6 | 88 | 83 | 89 | C 0 | SW 1 | SW 2 | 10 | 10 | 10 | — | |
| 20 | 57.8 | 57.2 | 56.7 | 17.0 | 19.4 | 18.0 | 19.4 | 16.7 | 13.7 | 12.9 | 13.8 | 95 | 77 | 90 | SW 1 | SW 1 | SW 2 | 10 | 10 | 10 | 0.0 | ≡ ¹ 7a-9a |
| 21 | 58.2 | 56.5 | 56.4 | 16.9 | 19.3 | 17.0 | 19.3 | 16.2 | 12.3 | 12.6 | 12.1 | 86 | 75 | 84 | SW 1 | SW 2 | SW 2 | 10 | 3 | 0 | 0.0 | ◺¹ |
| 22 | 57.7 | 57.3 | 57.2 | 16.6 | 19.0 | 16.0 | 19.0 | 15.0 | 12.0 | 12.6 | 12.7 | 85 | 77 | 93 | C 0 | SW 1 | SW 2 | 10 | 5 | 0 | — | ◺¹ |
| 23 | 58.5 | 58.5 | 57.6 | 16.2 | 19.0 | 16.5 | 19.4 | 15.2 | 11.8 | 12.6 | 11.8 | 86 | 77 | 84 | C 0 | SW 1 | SW 1 | 10 | 10 | 0 | — | ◺¹ |
| 24 | 58.0 | 57.8 | 58.6 | 15.2 | 17.0 | 16.3 | 17.3 | 14.0 | 11.9 | 11.8 | 11.9 | 92 | 82 | 86 | N 1 | NW 2 | SW 1 | 10 | 10 | 4 | — | ◺¹; ⊗¹ 7a |
| 25 | 59.1 | 60.0 | **60.6** | 15.2 | 18.3 | 16.0 | 18.3 | 15.0 | 11.2 | 12.3 | 12.4 | 87 | 79 | 91 | NE 1 | SW 1 | SW 1 | 10 | 6 | 4 | — | ◺¹; ⊗¹ 7a |
| 26 | 60.3 | 59.3 | 59.2 | 15.0 | 19.0 | 15.3 | 19.0 | 12.7 | 11.9 | 11.7 | 11.3 | 93 | 72 | 87 | C 0 | SW 1 | SW 1 | 0 | 0 | 0 | — | ◺¹ |
| 27 | 58.8 | 58.9 | 59.3 | 14.0 | 18.4 | 15.0 | 18.5 | **12.0** | 10.6 | 12.8 | 11.3 | 90 | 81 | 89 | NE 1 | NW 1 | SW 1 | 10 | 0 | 0 | — | |
| 28 | 58.4 | 57.3 | 57.2 | 13.5 | 18.2 | 15.1 | 19.0 | 12.5 | 10.2 | 10.7 | 11.4 | 89 | 69 | 89 | C 0 | SW 1 | SW 1 | 10 | 0 | 0 | — | ◺¹ |
| 29 | 57.5 | 56.8 | 57.7 | 13.5 | 20.0 | 15.0 | 20.0 | **12.0** | 9.8 | 11.1 | 9.9 | 86 | 64 | 78 | C 0 | SW 1 | SW 2 | 0 | 3 | 0 | — | ≡ 9a-10a, ◺¹ r |
| 30 | 58.5 | 58.9 | 59.3 | 13.0 | 17.5 | 15.0 | 18.8 | 12.7 | 10.4 | 10.6 | 10.8 | 94 | 71 | 85 | E 1 | NW 1 | SW 1 | 10 | 3 | 1 | — | ≡ 4a-10a30, ◺ |
| 31 | 59.8 | 59.7 | 59.9 | 13.0 | 17.4 | 14.8 | 19.4 | 12.6 | 9.8 | **8.9** | 10.3 | 89 | **60** | 83 | NE 1 | SW 1 | SW 1 | 10 | 0 | 0 | — | |
| **Pro. Mit.** | 58.3 | 57.9 | 57.9 | 16.4 | 19.5 | 17.0 | 19.9 | 15.3 | 12.1 | 12.6 | 12.5 | 87 | 74 | 87 | 0.5 | 1.1 | 1.6 | 8.1 | 4.9 | 3.1 | 1.7 | |

**OVALLE** (H = 217 m) **MARZO 1912** φ = 30° 36′ S λ = 71° 12′ W

| | | | | | | | | | | | | | | | | | | | | | | |
|---|---|---|---|---|---|---|---|---|---|---|---|---|---|---|---|---|---|---|---|---|---|---|
| 1 | 39.5 | 37.7 | **37.2** | 14.5 | 25.6 | 16.9 | 26.8 | 11.3 | 11.2 | 11.0 | 10.4 | 91 | 45 | 72 | WSW 1 | WSW 4 | C 0 | 10 | 0 | 0 | — | |
| 2 | 39.7 | 39.4 | 39.1 | 14.6 | 23.9 | 16.6 | 26.5 | 10.9 | 11.4 | 11.6 | 10.1 | 92 | 52 | 72 | C 0 | WSW 4 | C 0 | 10 | 3 | 0 | — | |
| 3 | 40.4 | 38.5 | 38.5 | 18.9 | 23.4 | 17.0 | 26.5 | 11.0 | 8.7 | 11.1 | 9.8 | 54 | 52 | 68 | C 0 | WNW 5 | C 0 | 1 | 0 | 0 | — | |
| 4 | 40.3 | 38.9 | 38.5 | 20.0 | 27.2 | 18.0 | 28.4 | 12.0 | 10.2 | 9.8 | 11.2 | 59 | 36 | 73 | C 0 | SE 5 | C 0 | 0 | 5 | 0 | — | |
| 5 | 39.9 | 38.6 | 38.7 | 16.1 | 27.4 | 16.0 | 28.5 | 13.0 | 12.2 | 9.3 | 10.9 | 89 | 34 | 81 | WSW 4 | WSW 5 | C 0 | 0 | 2 | 0 | — | |
| 6 | 40.4 | 38.8 | 38.8 | 16.4 | 24.0 | 16.0 | 24.6 | 14.4 | 9.5 | 11.0 | 10.7 | 68 | 49 | 79 | C 0 | WSW 2 | C 0 | 10 | 0 | 0 | — | |
| 7 | 40.7 | 41.5 | 40.9 | 17.0 | 22.4 | 16.4 | 23.8 | 14.0 | 11.7 | 12.3 | 8.3 | 81 | 61 | 60 | C 0 | WSW 4 | C 0 | 10 | 2 | 0 | — | |
| 8 | 41.6 | 40.5 | 40.6 | 16.3 | 24.3 | 23.8 | 24.3 | 14.4 | 11.0 | 9.4 | 9.1 | 80 | 42 | 42 | C 0 | W 4 | C 0 | 10 | 0 | 0 | — | |
| 9 | 41.5 | 39.3 | 39.7 | 17.2 | 26.3 | 16.4 | 26.3 | 14.8 | 9.1 | 7.6 | 9.5 | 62 | **30** | 68 | C 0 | WSW 3 | C 0 | 10 | 1 | 0 | — | |
| 10 | 41.4 | 39.8 | 39.7 | 15.0 | 21.0 | 16.0 | 26.8 | 12.7 | 10.2 | 11.9 | 11.5 | 80 | 64 | 84 | C 0 | WSW 4 | C 0 | 10 | 6 | 0 | — | |
| 11 | 42.4 | 40.3 | 41.4 | 18.2 | 25.0 | 16.6 | 26.5 | 12.6 | 10.2 | 11.2 | 11.0 | 66 | 47 | 78 | C 0 | ENE 2 | | 10 | 4 | 0 | — | |
| 12 | 41.3 | 39.5 | 39.9 | 18.0 | 28.0 | 17.4 | 28.0 | 12.4 | 12.6 | 9.0 | 12.9 | 82 | 32 | 87 | ENE 2 | WNW 5 | C 0 | 0 | 0 | 0 | — | |
| 13 | 43.2 | 39.7 | 39.5 | 17.9 | 28.3 | 17.3 | 28.4 | 12.5 | 9.5 | 12.0 | 12.9 | 62 | 42 | 88 | C 0 | WSW 6 | C 0 | 0 | 2 | 0 | — | |
| 14 | 41.8 | 39.8 | 39.8 | 16.7 | 26.8 | 18.0 | 28.5 | 13.5 | 11.1 | 11.9 | 13.1 | 78 | 45 | 85 | C 0 | WSW 7 | C 0 | 0 | 2 | 0 | — | |
| 15 | 40.3 | 39.4 | 39.7 | 16.2 | 27.4 | 22.0 | 27.4 | 12.5 | 11.2 | 12.5 | 14.0 | 82 | 46 | 71 | C 0 | WSW 6 | C 0 | 10 | 0 | 0 | — | |
| 16 | 41.7 | 40.9 | 40.1 | 16.6 | 25.4 | 23.4 | 29.3 | 13.6 | 11.7 | 15.7 | 9.3 | 83 | 65 | 44 | C 0 | WSW 5 | C 0 | 10 | 0 | 0 | — | |
| 17 | 41.7 | 42.9 | 41.2 | 16.3 | 19.8 | 17.4 | 25.5 | 14.0 | 11.8 | 11.9 | 12.9 | 86 | 69 | 87 | C 0 | WSW 2 | C 0 | 10 | 10 | 0 | — | |
| 18 | 41.3 | 41.6 | 41.5 | 16.7 | 18.9 | 17.3 | 21.8 | 14.5 | 11.6 | 12.7 | 12.9 | 82 | 78 | 88 | C 0 | WSW 2 | C 0 | 10 | 10 | 10 | — | |
| 19 | 39.8 | 40.0 | 39.7 | 17.8 | 21.2 | 16.4 | 21.2 | 16.5 | 11.9 | 15.9 | 12.4 | 78 | 85 | 89 | C 0 | WSW 3 | C 0 | 10 | 5 | 0 | — | |
| 20 | 40.9 | 40.6 | 40.3 | 15.8 | 21.0 | 20.0 | 21.7 | 15.6 | 11.8 | 14.5 | 14.8 | 88 | 78 | 85 | WNW 2 | WNW 2 | C 0 | 10 | 10 | 0 | — | |
| 21 | 40.2 | 40.2 | 41.3 | 16.2 | 22.8 | 19.4 | 22.8 | 15.0 | 11.6 | 13.6 | 13.5 | 84 | 66 | 81 | C 0 | WNW 3 | C 0 | 10 | 0 | 0 | — | |
| 22 | 41.7 | 40.2 | 41.6 | 14.3 | 20.0 | 20.2 | 23.6 | 10.5 | 10.1 | 16.3 | 16.4 | 83 | **94** | 93 | C 0 | WNW 5 | C 0 | 10 | 0 | 0 | — | |
| 23 | 41.3 | 40.9 | 41.1 | 15.8 | 21.8 | 19.6 | 21.8 | 13.0 | 11.6 | 11.1 | 13.7 | 86 | 57 | 81 | C 0 | SW 3 | C 0 | 10 | 0 | 0 | — | |
| 24 | 40.1 | 39.2 | 39.9 | 13.4 | 22.6 | 18.5 | 22.6 | 9.3 | 9.3 | 12.2 | 12.7 | 81 | 60 | 80 | C 0 | WSW 5 | C 0 | 0 | 6 | 6 | — | |
| 25 | 42.6 | 41.8 | 41.4 | 13.6 | 23.0 | 19.4 | 23.0 | 11.0 | **6.7** | 13.5 | 13.7 | 58 | 65 | 81 | C 0 | WNW 6 | C 0 | 0 | 5 | 0 | — | |
| 26 | 41.7 | 41.0 | 41.3 | 17.2 | 26.8 | 16.8 | 26.8 | 10.5 | 9.6 | 17.9 | 7.5 | 65 | 69 | 52 | C 0 | WNW 5 | C 0 | 0 | 0 | 0 | — | |
| 27 | 40.7 | 41.2 | 41.2 | 13.8 | 26.4 | 15.8 | 27.5 | 9.6 | 7.7 | 8.6 | 10.5 | 66 | 62 | 79 | C 0 | WSW 4 | C 0 | 0 | 0 | 0 | — | |
| 28 | 42.0 | 41.1 | **43.3** | 10.8 | 19.6 | 18.6 | 24.6 | 8.0 | 7.3 | 12.3 | 13.1 | 75 | 72 | 82 | C 0 | WSW 5 | C 0 | 0 | 0 | 0 | — | |
| 29 | 41.1 | 41.5 | 41.7 | 12.3 | 19.3 | 19.6 | 23.8 | 8.5 | 8.3 | 12.2 | 13.7 | 77 | 73 | 81 | C 0 | WSW 4 | C 0 | 0 | 0 | 0 | — | |
| 30 | 40.5 | 40.6 | 41.1 | 12.4 | 27.3 | 21.0 | 27.3 | **7.6** | 7.3 | 19.4 | 14.8 | 68 | 72 | 80 | C 0 | WSW 5 | C 0 | 0 | 4 | 0 | — | |
| 31 | 41.8 | 42.4 | 41.8 | 14.6 | 28.3 | 12.1 | 28.3 | 10.3 | 7.9 | **20.6** | 7.9 | 64 | 72 | 75 | C 0 | WSW 4 | C 0 | 0 | 0 | 0 | — | |
| **Pro. Mit.** | 41.1 | 40.3 | 40.3 | 15.8 | 24.0 | 18.1 | 25.8 | 12.2 | 10.2 | 12.6 | 11.8 | 76 | 59 | 76 | 0.3 | 4.2 | 0.0 | 5.5 | 2.5 | 0.5 | — | |

Barometro reducido a 0°C y a gravedad normal.

Barometer reduciert auf 0°C un

**MBO** (H = 25 m) **MARZO 1912** φ = 29° 56′ S λ = 71° 21′ W $h_a$ = 2 m

| a la p. p. ien. | Velocidad del viento Windgeschwindigkeit | | | | | | | | Nubes (clase y dirección) Wolken (Art und Richtung) | | | Agua caída Niederschlag | | | Evaporación Verdunstung | | | |
|---|---|---|---|---|---|---|---|---|---|---|---|---|---|---|---|---|---|---|
| | m/minuto | | | km | | | | | | | | mm | | | mm | | | |
| Min. | 7a | 2p | 9p | 9p-7a | 7a-2p | 2p-9p | 7a-7a | k/h | 7a | 2p | 9p | 7a | 2p | 9p | 7a | 2p | 9p | 7a-7a |
| | 162 | 126 | 186 | 97.0 | 53.0 | 77.0 | 257.0 | 10.7 | ni | | | — | — | — | | | | |
| | 37 | 83 | 50 | 22.0 | 35.0 | 21.0 | 152.0 | 6.3 | ni | cu, str | | — | — | — | | | | |
| | 0 | 150 | 167 | 0.0 | 63.0 | 70.0 | 56.0 | 2.3 | | | | — | — | — | | | | |
| | 148 | 83 | 238 | 60.0 | 35.0 | 100.0 | 193.0 | 8.0 | | fr-cu | | — | — | — | | | | |
| | 0 | 186 | 216 | 0.0 | 77.0 | 91.0 | 135.0 | 5.6 | fr-cu | | | — | — | — | | | | |
| | 160 | 0 | 259 | 96.0 | 0.0 | 107.0 | **264.0** | **11.0** | ni | ni | str | 0.6 | 1.1 | — | | | | |
| | 0 | 88 | 216 | 0.0 | 37.0 | 91.0 | 107.0 | 4.5 | ni | a-str | ni | — | — | — | | | | |
| | 0 | 67 | 235 | 0.0 | 28.0 | 99.0 | 128.0 | 5.3 | a-str | ni | ni | — | — | — | | | | |
| | 47 | 43 | 105 | 28.0 | 18.0 | 105.0 | 155.0 | 6.5 | ni | ci | | — | — | — | | | | |
| | 0 | 0 | 0 | 0.0 | 0.0 | 0.0 | 123.0 | 3.1 | ni | ni | ni | — | — | — | | | | |
| | 0 | 36 | 198 | 0.0 | 15.0 | 83.0 | **0.0** | **0.0** | ni | | | — | — | — | | | | |
| | 0 | 183 | 259 | 0.0 | 77.0 | 109.0 | 98.0 | 4.1 | | | | — | — | — | | | | |
| | 0 | 200 | 216 | 0.0 | 84.0 | 91.0 | 186.0 | 7.8 | | | | — | — | — | | | | |
| | 35 | 83 | **298** | 21.0 | 31.0 | 125.0 | 196.0 | 8.2 | ni | | | — | — | — | | | | |
| | 67 | 133 | 216 | 40.0 | 56.0 | 91.0 | 196.0 | 8.2 | ni | cu | ni | — | — | — | | | | |
| | 0 | 166 | 167 | 0.0 | 70.0 | 70.0 | 147.0 | 6.1 | ni | ni | ni | — | — | — | | | | |
| | 0 | 88 | 133 | 0.0 | 37.0 | 56.0 | 140.0 | 5.8 | ni | a-str | ni | — | — | — | | | | |
| | 38 | 0 | 133 | 23.0 | 0.0 | 56.0 | 116.0 | 4.8 | ni | ni | ni | — | — | — | | | | |
| | 0 | 98 | 167 | 0.0 | 41.0 | 70.0 | 56.0 | 2.3 | ni | ni | ni | — | — | — | | | | |
| | 37 | 83 | 262 | 22.0 | 35.0 | 110.0 | 133.0 | 5.5 | ni | ni | ni | 0.0 | 0.0 | — | | | | |
| | 48 | 200 | 167 | 29.0 | 84.0 | 70.0 | 174.0 | 7.2 | ni | str | | — | — | — | | | | |
| | 0 | 50 | 200 | 0.0 | 21.0 | 84.0 | 154.0 | 6.4 | ni | cu, str, ci | | — | — | — | | | | |
| | 0 | 100 | 150 | 0.0 | 42.0 | 63.0 | 105.0 | 4.4 | ni | ni | | — | — | — | | | | |
| | 115 | 183 | 43 | 69.0 | 77.0 | 18.0 | 174.0 | 7.2 | ni | cu, ni | str, ci | — | — | — | | | | |
| | 57 | 138 | 133 | 34.0 | 58.0 | 56.0 | 129.0 | 5.4 | ni | ci-cu | ci-cu | — | — | — | | | | |
| | 0 | 133 | 119 | 0.0 | 56.0 | 50.0 | 114.0 | 4.8 | | | | — | — | — | | | | |
| | 70 | 69 | 64 | 42.0 | 29.0 | 27.0 | 148.0 | 6.2 | ni | | | — | — | — | | | | |
| | 0 | 150 | 59 | 0.0 | 49.0 | 25.0 | 56.0 | 2.3 | ni | | | — | — | — | | | | |
| | 0 | 67 | 183 | 0.0 | 28.0 | 77.0 | 74.0 | 3.1 | | ci | | — | — | — | | | | |
| | 45 | 100 | 88 | 27.0 | 42.0 | 37.0 | 132.0 | 5.5 | ni | ci-cu | | — | — | — | | | | |
| | 48 | 79 | 83 | 29.0 | 33.0 | | 108.0 | 4.5 | ni | | | — | — | — | | | | |
| | 36 | 102 | 162 | 20.6 | 42.3 | 70.9 | 135.7 | 5.6 | | | | 0.6 | 1.1 | — | | | | |

**LE** (H = 217 m) **MARZO 1912** φ = 30° 36′ S λ = 71° 12′ W $h_a$ = ?

| | | | | | | | | | | | | | | | | | | |
|---|---|---|---|---|---|---|---|---|---|---|---|---|---|---|---|---|---|---|
| | 50 | 132 | 0 | 6.0 | 31.0 | 34.0 | **97.0** | **4.0** | str | | | — | — | — | | | | |
| | 10 | 145 | 0 | 2.0 | 18.0 | 31.0 | 67.0 | 2.8 | str | str | | — | — | — | | | | |
| | 15 | 140 | 0 | 1.0 | 44.0 | 37.0 | 50.0 | 2.1 | str | | | — | — | — | | | | |
| | 20 | 152 | 0 | 4.0 | 19.0 | 42.0 | 85.0 | 3.5 | | ci-cu | | — | — | — | | | | |
| | 123 | 150 | 0 | 7.0 | 46.0 | 39.0 | 68.0 | 2.8 | | ci-cu | | — | — | — | | | | |
| | 20 | 80 | 0 | 4.0 | 22.0 | 25.0 | 89.0 | 3.7 | str | | | — | — | — | | | | |
| | 20 | 110 | 0 | 12.0 | 39.0 | 22.0 | 59.0 | 2.5 | str | str-cu | | — | — | — | | | | |
| | 20 | 100 | 0 | 14.0 | 25.0 | 50.0 | 75.0 | 3.1 | str | | | — | — | — | | | | |
| | 22 | 80 | 24 | 10.0 | 34.0 | 21.0 | 85.0 | 3.5 | str | ci | | — | — | — | | | | |
| | 20 | 120 | 25 | 15.0 | 19.0 | 15.0 | 70.0 | 2.9 | str | str | | — | — | — | | | | |
| | 13 | 59 | 0 | 10.0 | 18.0 | 19.0 | **44.0** | **1.8** | str | str | | — | — | — | | | | |
| | 55 | 166 | 15 | 14.0 | 22.0 | 36.0 | 51.0 | 2.1 | | | | — | — | — | | | | |
| | 0 | 180 | 0 | 9.0 | 23.0 | 38.0 | 67.0 | 2.8 | | cu | | — | — | — | | | | |
| | 29 | **203** | 0 | 2.0 | 43.0 | 50.0 | 63.0 | 2.6 | | cu | | — | — | — | | | | |
| | 20 | 201 | 23 | 2.0 | 36.0 | 44.0 | 95.0 | **4.0** | str | | | — | — | — | | | | |
| | 20 | 149 | 19 | 2.0 | 26.0 | 31.0 | 82.0 | 3.4 | str | | | — | — | — | | | | |
| | 12 | 85 | 17 | 6.0 | 13.0 | 34.0 | 63.0 | 2.6 | str | str | | — | — | — | | | | |
| | 25 | 61 | 16 | 10.0 | 23.0 | 24.0 | 57.0 | 2.4 | str | str | str | — | — | — | | | | |
| | 24 | 80 | 24 | 8.0 | 30.0 | 46.0 | 55.0 | 2.3 | str | str | | — | — | — | | | | |
| | 56 | 60 | 0 | 10.0 | 23.0 | 20.0 | 86.0 | 3.6 | str | str | | — | — | — | | | | |
| | 16 | 98 | 0 | 21.0 | 23.0 | 35.0 | 64.0 | 2.7 | str | | | — | — | — | | | | |
| | 14 | 142 | 17 | 1.0 | 23.0 | 24.0 | 59.0 | 2.5 | str | | | — | — | — | | | | |
| | 0 | 109 | 0 | 1.0 | 26.0 | 43.0 | 48.0 | 2.0 | str | | | — | — | — | | | | |
| | 0 | 148 | 0 | 10.0 | 45.0 | 21.0 | 79.0 | 3.3 | | ci | ci | — | — | — | | | | |
| | 35 | 185 | 0 | 20.0 | 39.0 | 33.0 | 86.0 | 3.6 | | | ci | — | — | — | | | | |
| | 0 | 140 | 0 | 7.0 | 38.0 | 22.0 | 79.0 | 3.3 | | | | — | — | — | | | | |
| | 0 | 120 | 0 | 10.0 | 38.0 | 30.0 | 70.0 | 2.9 | | | | — | — | — | | | | |
| | 0 | 166 | 0 | 3.0 | 36.0 | 28.0 | 71.0 | 3.0 | | | | — | — | — | | | | |
| | 0 | 128 | 0 | 2.0 | 38.0 | 44.0 | 66.0 | 2.8 | | | | — | — | — | | | | |
| | 0 | 186 | 0 | 0.0 | 32.0 | 31.0 | 82.0 | 3.4 | | | ci | — | — | — | | | | |
| | 0 | 132 | 0 | 5.0 | 26.0 | 37.0 | 68.0 | 2.8 | | | | — | — | — | | | | |
| | 21 | 129 | 6 | 7.4 | 29.6 | 32.5 | 70.3 | 2.9 | | | | — | — | — | | | | |

ervaciones se efectuaron según hora oficial de Chile (75° de long.)

Alle Beobachtungen nach chilenischer Einheitszeit (75° Länge).

**LOS ANDES** (H = 820 m) **MARZO 1912** φ = 32° 50′ S λ = 70° 36′ W

| Día / Tag | Barómetro Barometer 600/700 mm + 7a | 2p | 9p | Temperatura del aire Lufttemperatur C° 7a | 2p | 9p | Max. | Min. | Humedad absoluta Absolute Feuchtigkeit mm 7a | 2p | 9p | Humedad relativa Relative Feuchtigkeit % 7a | 2p | 9p | Dirección y fuerza del viento Richtung und Stärke des Windes 0—12 B 7a | 2p | 9p | Nebulosidad Bewölkung 0—10 7a | 2p | 9p | Agua caída Niederschlag mm 7a - 7a | Nota Bemerku |
|---|---|---|---|---|---|---|---|---|---|---|---|---|---|---|---|---|---|---|---|---|---|---|
| 1 | 87.1 | 86.0 | **85.8** | 17.6 | 31.8 | 20.4 | **32.5** | 11.5 | 6.7 | 6.2 | 9.5 | 45 | **17** | 57 | C 0 | NW 4 | N 4 | 0 | 0 | 0 | — | D² an |
| 2 | 86.1 | 86.7 | 88.3 | 18.0 | 27.2 | 16.4 | 28.8 | 12.6 | 10.3 | 10.6 | 10.4 | 67 | 39 | 75 | C 0 | NW 5 | NE 4 | 0 | 0 | 0 | — | D² an |
| 3 | 89.1 | 88.3 | 87.8 | 15.2 | 28.6 | 19.4 | 29.2 | 11.3 | 10.5 | 11.4 | 6.5 | 82 | 39 | 39 | C 0 | C 0 | C 0 | 0 | 0 | 0 | — | D² an |
| 4 | 88.9 | 88.8 | 89.6 | 16.4 | 29.0 | 20.6 | 29.8 | 11.0 | 10.5 | 10.9 | 10.5 | 76 | 36 | 56 | N 4 | WSW 3 | N 4 | 4 | 7 | 10 | — | D¹ an |
| 5 | 88.2 | 87.2 | 87.8 | 16.6 | 31.0 | 21.8 | 31.5 | 10.8 | 11.3 | 11.1 | 9.8 | 80 | 34 | 50 | C 0 | NW 4 | C 0 | 3 | 1 | 7 | — | D¹ an |
| 6 | 87.4 | 87.7 | 87.9 | 18.0 | 27.4 | 17.8 | 29.4 | 10.3 | 10.3 | 11.5 | 9.9 | 67 | 42 | 65 | C 0 | NW 4 | C 0 | 0 | 0 | 0 | — | D¹ an |
| 7 | 88.9 | 88.7 | 89.3 | 15.6 | 28.0 | 20.2 | 28.8 | 12.0 | 11.0 | 11.8 | 10.2 | 84 | 42 | 57 | C 0 | N 4 | C 0 | 0 | 1 | 0 | — | D¹ an |
| 8 | 89.4 | 88.7 | 89.2 | 18.2 | 30.0 | 19.4 | 31.0 | 13.0 | 11.8 | 11.3 | 10.6 | 69 | 35 | 63 | C 0 | N 6 | C 0 | 0 | 1 | 0 | — | D¹ an |
| 9 | 88.9 | 87.8 | 87.7 | 16.2 | 27.0 | 20.0 | 28.0 | 12.0 | 10.7 | 11.4 | 9.8 | 78 | 43 | 56 | C 0 | NW 3 | E 2 | 0 | 0 | 0 | — | D¹ an |
| 10 | 88.3 | 87.8 | 89.6 | 16.0 | 27.8 | 16.8 | 28.0 | 12.8 | 10.8 | 11.5 | 10.4 | 80 | 41 | 74 | C 0 | NW 4 | NE 4 | 7 | 1 | 0 | — | D² an |
| 11 | 90.1 | 89.8 | 90.1 | 14.0 | 23.4 | 15.6 | 24.0 | 11.8 | 10.9 | 11.2 | 9.8 | 93 | 53 | 75 | C 0 | SW 3 | NE 3 | 10 | 7 | 0 | — | D⁰ an; □⁰ al NE |
| 12 | 90.3 | 88.9 | 89.9 | 14.0 | 28.2 | 18.4 | 28.8 | 10.5 | 9.9 | 9.4 | 8.3 | 83 | 33 | 52 | C 0 | W 2 | ESE 2 | 6 | 8 | 0 | — | D¹ an |
| 13 | 91.2 | 90.9 | 90.3 | 15.0 | 27.0 | 18.2 | 27.8 | 11.0 | 8.8 | 7.9 | 10.2 | 70 | 30 | 65 | C 0 | W 4 | C 0 | 0 | 2 | 9 | — | D¹ an |
| 14 | 90.2 | 88.8 | 88.8 | 15.2 | 26.4 | 18.2 | 27.7 | 10.8 | 9.2 | 8.5 | 9.6 | 72 | 34 | 62 | C 0 | W 4 | C 0 | 0 | 4 | 0 | — | D¹ an; □² al N i |
| 15 | 89.2 | 88.7 | 88.9 | 14.6 | 29.2 | 20.6 | 29.8 | 10.4 | 8.8 | 6.4 | 9.4 | 72 | 21 | 52 | C 0 | C 0 | ENE 3 | 0 | 0 | 0 | — | D¹ an |
| 16 | 89.1 | 88.8 | 90.2 | 17.6 | 31.0 | 20.0 | 31.6 | 11.8 | 8.2 | 9.6 | 8.4 | 54 | 29 | 48 | C 0 | C 0 | E 4 | 0 | 0 | 0 | — | D¹ an |
| 17 | 90.1 | 89.2 | 88.9 | 18.4 | 29.4 | 18.4 | 30.6 | 12.0 | 8.1 | 9.5 | 9.8 | 52 | 31 | 62 | C 0 | C 0 | C 0 | 0 | 0 | 0 | — | D¹ an |
| 18 | 89.1 | 88.4 | 88.9 | 16.0 | 28.8 | 18.2 | 29.6 | 11.0 | 9.3 | 10.7 | 10.9 | 68 | 36 | 70 | C 0 | C 0 | E 4 | 0 | 0 | 0 | — | D¹ an |
| 19 | 88.1 | 87.3 | 87.9 | 16.0 | 25.6 | 17.0 | 26.4 | 11.0 | 10.5 | 11.3 | 10.3 | 78 | 46 | 71 | C 0 | C 0 | C 0 | 0 | 0 | 0 | — | |
| 20 | 89.3 | 88.9 | 88.1 | 11.6 | 24.6 | 17.0 | 25.4 | 10.0 | 9.9 | 10.4 | 9.9 | **98** | 45 | 69 | C 0 | N 4 | E 4 | 10 | 0 | 0 | — | ≡¹ an |
| 21 | 89.3 | 88.7 | 88.0 | 13.6 | 25.4 | 18.2 | 26.4 | 9.5 | 10.1 | **12.5** | 8.7 | 88 | 52 | 56 | C 0 | NW 2 | E 2 | 0 | 0 | 0 | — | |
| 22 | 88.2 | 88.1 | 88.5 | 15.0 | 27.4 | 17.2 | 28.0 | 10.0 | 9.1 | 9.1 | 11.0 | 72 | 34 | 75 | C 0 | C 0 | NE 2 | 0 | 0 | 0 | — | D¹ an |
| 23 | 89.5 | 88.9 | 90.1 | 13.2 | 25.6 | 16.2 | 26.4 | 8.0 | 10.1 | 9.8 | 8.2 | 90 | 41 | 60 | C 0 | SW 6 | E 3 | 0 | 0 | 0 | — | D² an |
| 24 | 89.4 | 88.1 | 88.4 | 13.0 | 27.2 | 16.4 | 28.0 | 8.0 | 8.0 | 7.6 | 8.5 | 69 | 28 | 62 | C 0 | W 3 | NE 3 | 0 | 1 | 0 | — | D² an |
| 25 | 90.0 | 90.4 | 92.4 | 10.2 | 21.8 | 13.4 | 22.8 | 8.6 | 8.9 | 7.0 | 6.5 | 96 | 37 | 57 | ENE 3 | SW 3 | N 3 | 0 | 10 | 6 | — | D¹ an |
| 26 | **92.8** | 91.3 | 91.3 | 9.8 | 26.0 | 17.6 | 26.4 | **5.6** | 6.8 | 8.1 | 5.8 | 76 | 33 | 38 | C 0 | NW 3 | C 0 | 0 | 0 | 0 | — | D¹ an |
| 27 | 90.5 | 89.3 | 89.3 | 12.6 | 26.2 | 14.8 | 26.6 | 8.0 | 6.7 | 5.7 | 7.1 | 62 | 22 | 56 | NE 4 | C 0 | C 0 | 0 | 0 | 9 | — | |
| 28 | 89.5 | 88.5 | 89.4 | 11.2 | 24.6 | 14.2 | 26.6 | 9.5 | 7.1 | 6.3 | 5.8 | 72 | 28 | 26 | C 0 | SW 3 | C 0 | 10 | 8 | 3 | — | |
| 29 | 89.5 | 89.3 | 89.8 | 12.8 | 24.4 | 15.4 | 24.8 | 7.2 | 6.4 | 7.1 | 6.8 | 58 | 32 | 52 | C 0 | SW 6 | C 0 | 1 | 5 | 0 | — | D¹ an |
| 30 | 90.0 | 89.5 | 90.3 | 11.8 | 27.6 | 16.6 | 27.8 | 7.2 | 6.9 | 7.4 | **5.0** | 67 | 26 | 36 | C 0 | SW 4 | E 3 | 0 | 0 | 0 | — | D¹ an |
| 31 | 90.5 | 89.3 | 90.2 | 11.2 | 26.4 | 15.8 | 27.0 | 7.0 | 6.3 | 5.8 | 6.3 | 63 | 22 | 47 | C 0 | C 0 | NE 4 | 0 | 0 | 0 | — | D¹ an |
| Pro. Mit. | 89.3 | 88.7 | 89.1 | 14.7 | 27.2 | 17.7 | 28.0 | 10.2 | 9.2 | 9.3 | 8.8 | 74 | 35 | 58 | 0.4 | 2.7 | 1.9 | 1.6 | 1.8 | 1.4 | — | |

**VALPARAISO** (H = 40 m) **MARZO 1912** φ = 33° 01′ S λ = 71° 38′ W

| Día / Tag | Barómetro Barometer 600/700 mm + 7a | 2p | 9p | Temperatura del aire Lufttemperatur C° 7a | 2p | 9p | Max. | Min. | Humedad absoluta Absolute Feuchtigkeit mm 7a | 2p | 9p | Humedad relativa Relative Feuchtigkeit % 7a | 2p | 9p | Dirección y fuerza del viento Richtung und Stärke des Windes 0—12 B 7a | 2p | 9p | Nebulosidad Bewölkung 0—10 7a | 2p | 9p | Agua caída Niederschlag mm 7a - 7a | Nota Bemerku |
|---|---|---|---|---|---|---|---|---|---|---|---|---|---|---|---|---|---|---|---|---|---|---|
| 1 | 52.8 | 54.1 | **52.7** | 13.4 | 19.0 | 15.8 | 20.5 | 12.5 | 10.4 | 12.3 | 12.2 | 91 | 75 | 91 | N 1 | NE 1 | S 1 | 0 | 6⁰ | 1⁰ | — | ≡¹ 8a-MD; ∞¹ hor |
| 2 | 53.2 | 55.8 | 56.0 | 14.6 | 17.0 | 17.0 | 17.7 | 13.5 | 11.7 | **13.2** | 11.5 | 94 | 92 | 80 | NE 1 | NE 1 | NE 1 | 10¹ | 10¹ | 10¹ | 0.0 | ||| 6a10-7a50; ≡¹ |
| 3 | 56.2 | 56.2 | 54.5 | 16.2 | 21.4 | 17.6 | 22.2 | 15.7 | 11.1 | 10.5 | 11.1 | 81 | 56 | 74 | N 1 | SW 2 | NW 1 | 0 | 0 | 2⁰ | 0.0 | ∞¹ SW, ∞¹ E 1, ∝ |
| 4 | 56.4 | 55.8 | 54.4 | 15.8 | 21.0 | 17.2 | 22.6 | 14.8 | 11.9 | 12.0 | 11.1 | 89 | 65 | 76 | C 0 | SW 3 | SSW 3 | 8⁰ | 2⁰ | 5⁰ | — | ∞¹ hor 1, ∞⁰ SE, |
| 5 | 55.3 | 55.7 | 54.3 | 15.0 | 17.0 | 15.1 | 18.3 | 14.7 | 11.9 | 12.1 | 11.0 | 93 | 84 | 86 | NE 1 | W 2 | NE 1 | 10¹ | 10¹ | 2⁰ | — | ≡¹ 6a35-10a5, ≡¹ |
| 6 | 55.1 | 57.4 | 55.5 | 14.4 | 16.2 | 16.6 | 18.3 | 13.5 | 11.4 | 12.2 | 11.3 | 94 | 89 | 80 | S 1 | NE 1 | SW 1 | 10¹ | 10¹ | 10 | **0.2** | ||| ¹ 6a-6a55; ≡ 6a55 |
| 7 | 56.1 | 58.1 | 58.4 | 16.2 | 19.6 | 16.1 | 20.7 | 15.2 | 11.7 | 10.8 | 10.8 | 85 | 63 | 79 | C 0 | SW 1 | SSW 1 | 10¹ | 10⁰ | 10 | — | ∞¹ SW, ∞¹ NE 1, ∞ |
| 8 | 57.2 | 57.2 | 56.7 | 15.0 | 18.4 | 16.3 | 19.4 | 14.2 | 11.0 | 10.9 | 11.6 | 87 | 69 | 84 | S 1 | NW 1 | S 1 | 10¹ | 10⁰ | 10 | — | ≡¹ 7a-8a55, ≡ 8a |
| 9 | 56.1 | 56.0 | 54.4 | 15.0 | 18.4 | 15.8 | 20.0 | 14.9 | 12.1 | 12.1 | 11.1 | **96** | 77 | 83 | N 1 | N 1 | E 1 | 10¹ | 10¹ | 0 | 0.0 | ||| ¹ 5a40-11a20; ≡¹ |
| 10 | 56.0 | 56.3 | 55.9 | 15.6 | 18.8 | 17.4 | 19.5 | 13.8 | 12.0 | 11.2 | 11.2 | 91 | 70 | 76 | NE 1 | E 1 | NE 1 | 10¹ | 10¹ | 10 | 0.0 | ∞¹ S, ∞¹ hor 1, ∝ |
| 11 | 57.4 | 58.0 | 56.9 | 17.4 | 20.6 | 17.0 | 21.3 | 16.7 | 11.2 | 12.5 | 11.2 | 76 | 70 | 78 | NE 1 | E 1 | S 1 | 10⁰ | 10⁰ | 0 | — | ∞¹ S, ∞⁰ NE 1, ∝ |
| 12 | 57.0 | 56.4 | 57.4 | 16.0 | 21.8 | 17.0 | 23.6 | 14.7 | 9.9 | 10.8 | 12.2 | 73 | 56 | 85 | WSW 2 | WSW 3 | E 1 | 8⁰ | 3⁰ | 0 | — | ᗢ 2a-5a, ∞¹ S, ∞¹ |
| 13 | 58.5 | 58.6 | 57.8 | 15.0 | 22.0 | 19.0 | 22.8 | 14.3 | 10.5 | 13.1 | 11.4 | 83 | 67 | 70 | E 1 | WSW 4 | NW 1 | 1⁰ | 2⁰ | 1⁰ | — | ∞² hor 1, ∞⁰ E 2 |
| 14 | 57.0 | 55.8 | 56.6 | 16.2 | 20.2 | 16.9 | 22.8 | 14.3 | 12.2 | 12.8 | 12.7 | 89 | 73 | 89 | SW 2 | SW 4 | E 1 | 2⁰ | 2⁰ | 1⁰ | — | ∞¹ S, ∞¹ SE 1, ∞² |
| 15 | 56.1 | 55.7 | 55.9 | 15.6 | 17.4 | 15.8 | 19.8 | 15.2 | 11.8 | 12.1 | 12.5 | 89 | 82 | 93 | S 1 | W 2 | C 0 | 10¹ | 9⁰ | 10 | — | ≡10a-5p55, ≡¹ 5p5 |
| 16 | 56.3 | 57.0 | 57.2 | 15.7 | 18.6 | 17.7 | 20.1 | 14.9 | 12.1 | 12.5 | 12.5 | 91 | 79 | 83 | NE 1 | E 1 | NE 1 | 10¹ | 10⁰ | 10 | — | ∞² hor 1, ∞¹ hor 2 [1 |
| 17 | 57.1 | 58.1 | 57.5 | 16.4 | 19.6 | 17.4 | 19.7 | 16.3 | 12.1 | 11.1 | 11.4 | 87 | 68 | 77 | S 1 | SW 2 | S 2 | 10¹ | 10¹ | 10 | — | ∞² hor 1, ∞² hor |
| 18 | 56.5 | 56.6 | 56.3 | 16.0 | 20.2 | 16.8 | 21.0 | 15.7 | 11.8 | 11.9 | 11.6 | 87 | 67 | 81 | S 1 | WSW 1 | S 1 | 10¹ | 4¹ | 10 | — | ∞² hor 1, ∞¹ S, ∝ |
| 19 | 54.9 | 55.8 | 55.9 | 16.0 | 19.2 | 17.4 | 20.0 | 15.5 | 11.0 | 11.6 | 11.4 | 81 | 70 | 77 | C 0 | SW 1 | S 1 | 10¹ | 10⁰ | 10 | — | ∞¹ SE, ∞⁰ NW 1, |
| 20 | 56.6 | 57.3 | 56.2 | 15.8 | 18.0 | 16.6 | 18.7 | 15.4 | 11.4 | 10.6 | 10.3 | 85 | 89 | 73 | S 1 | SSE 2 | SSE 2 | 10¹ | 10¹ | 10 | — | ∞¹ NE, ∞⁰ W 1, ∞ |
| 21 | 56.4 | 55.8 | 55.1 | 16.7 | 19.8 | 15.4 | 21.2 | 15.2 | 10.8 | 10.1 | 10.0 | 76 | 58 | 77 | S 1 | SSW 3 | SW 1 | 10¹ | 0 | 0 | — | ∞¹ SE-N 1, ∞¹ E, |
| 22 | 55.7 | 56.3 | 56.1 | 13.7 | 18.7 | 15.0 | 20.5 | 13.2 | 9.9 | 11.3 | 11.0 | 86 | 70 | 87 | SE 1 | WSW 1 | S 1 | 10¹ | 0 | 0 | — | ∞¹ hor 1, ∞¹ S, ∞ |
| 23 | 57.3 | 58.1 | 57.8 | 14.6 | 21.0 | 16.8 | 21.8 | 13.7 | 9.8 | 10.8 | 9.4 | 80 | 58 | 66 | SE 1 | S 4 | S 1 | 10⁰ | 1⁰ | 0 | — | ∞¹ SE 1, ∞¹ E 2 |
| 24 | 56.2 | 55.9 | 57.3 | 13.4 | 20.0 | 14.6 | 20.9 | 12.8 | 10.1 | 8.5 | 8.5 | 89 | 49 | 69 | C 0 | S 7 | C 0 | 1⁰ | 1⁰ | 0 | — | ∞¹ SE 1, ∞¹ E 2 |
| 25 | 58.8 | 59.3 | **62.1** | 12.0 | 18.8 | 16.0 | 19.3 | 11.2 | 9.2 | 7.6 | 9.6 | 89 | 47 | 71 | NE 1 | SSW 3 | S 1 | 1⁰ | 6⁰ | 0 | — | ∞⁰ S, ∞¹ NE 1, ∞ |
| 26 | 60.5 | 58.4 | 58.9 | 13.0 | 23.4 | 15.8 | **24.2** | 11.8 | 9.3 | **6.5** | 7.4 | 85 | **30** | 56 | E 1 | S 3 | C 0 | 0 | 0 | 0 | — | ∞⁰ S, ∞¹ NE 1, ∞ |
| 27 | 57.8 | 57.1 | 57.9 | 10.8 | 19.6 | 14.0 | 20.2 | 10.0 | 8.1 | 7.4 | 8.2 | 84 | 44 | 69 | NE 1 | S 2 | C 0 | 0 | 0 | 8⁰ | — | ∞¹ hor 1, ∞¹ E, ∝ |
| 28 | 57.1 | 55.9 | 57.2 | 10.8 | 20.0 | 15.9 | 20.5 | 9.8 | 8.0 | 8.9 | 6.8 | 83 | 52 | 51 | WSW 1 | S 5 | NE 1 | 1⁰ | 0 | 0 | — | ∞¹ hor 1, ∞ (polv |
| 29 | 57.2 | 56.7 | 57.3 | 11.9 | 20.8 | 15.4 | 21.8 | 11.2 | 8.8 | 7.0 | 6.6 | 85 | 38 | 51 | NE 1 | S 4 | N 1 | 0 | 0 | 0 | — | ∞⁰ S, ∞¹ E-W 1, ∝ |
| 30 | 57.2 | 57.1 | 58.9 | 10.2 | 18.4 | 13.8 | 19.5 | 9.7 | 8.6 | 6.6 | 7.0 | 93 | 42 | 59 | C 0 | S 2 | N 1 | 0 | 0 | 1⁰ | — | ∞² SE 1, ∞¹ E, ∞ |
| 31 | 58.8 | 57.1 | 58.5 | 10.1 | 18.8 | 13.8 | 19.5 | **9.0** | 6.7 | 7.1 | 7.4 | 73 | 45 | 62 | C 0 | SSE 4 | SE 1 | 0 | 0 | 0 | — | ∞¹ hor 1, ∞¹ E 2 |
| Pro. Mit. | 56.6 | 56.8 | 56.7 | 14.5 | 19.5 | 16.2 | 20.6 | 13.7 | 10.6 | 10.6 | 10.4 | 86 | 64 | 75 | 0.9 | 2.4 | 1.0 | 6.2 | 5.0 | 4.2 | 0.2 | |

Barómetro reducido a 0°C y a gravedad normal. Barometer reduciert auf 0°C und

(1) 9p30, color azul; ✈ E 4p30-6p30; cerros ▩. (2) 11a MD; ∞² hor 1; ∞¹ S, ∞¹ W 1. (3) 1p20-4p40; ∞² hor 1. (4) 9a15-10p24; ∞⁰ S 2, ∞¹ hor 1, ∞⁰ S, ∝ 1, ∞¹ S, ∞¹ hor 2.

**NDES** (H = 820 m) **MARZO 1912** φ = 32° 50′ S λ = 70° 36′ W $h_a$ = 6.5 m

| a la p. p. ien. | Velocidad del viento Windgeschwindigkeit m/minuto | | | km | | | | | Nubes (clase y dirección) Wolken (Art und Richtung) | | | Agua caída Niederschlag mm | | | Evaporación Verdunstung mm | | | |
|---|---|---|---|---|---|---|---|---|---|---|---|---|---|---|---|---|---|---|
| Min. | 7a | 2p | 9p | 9p-7a | 7a-2p | 2p-9p | 7a-7a | k/1h | 7a | 2p | 9p | 7a | 2p | 9p | 7a | 2p | 9p | 7a-7a |
| | 0 | 80 | 90 | 21.2 | 14.4 | 14.2 | 63.7 | 2.7 | | | | — | — | — | | | | |
| | 0 | 90 | 50 | 21.9 | 17.2 | 32.3 | 50.5 | 2.1 | | | | — | — | — | | | | |
| | 0 | 0 | 0 | 25.9 | 13.8 | 21.1 | 75.4 | 3.1 | | | ci SW | — | — | — | | | | |
| | 50 | 85 | 100 | 16.8 | 13.0 | 29.4 | 51.7 | 2.2 | ci-cu SW | ci-cu W | cu, str-cu W | — | — | — | | | | |
| | 0 | 100 | 0 | 21.8 | 11.2 | 22.9 | 64.2 | 2.7 | cu W, ci-cu W | cu W, cu-ca | ci | — | — | — | | | | |
| | 0 | 80 | 0 | 15.2 | 19.9 | 29.0 | 49.3 | 2.1 | | | | — | — | — | | | | |
| | 0 | 100 | 0 | 18.6 | 19.6 | 19.0 | 67.5 | 2.8 | | cu-ca | | — | — | — | | | | |
| | 0 | 160 | 25 | 18.8 | 13.6 | 29.7 | 57.4 | 2.4 | | cu-ca | | — | — | — | | | | |
| | 0 | 35 | 50 | 16.8 | 19.7 | 15.2 | 60.1 | 2.5 | | | | — | — | — | | | | |
| | 0 | 50 | 90 | 10.0 | 17.5 | 42.8 | 44.9 | 1.9 | ci W | cu-ca W | | — | — | — | | | | |
| | 0 | 85 | 45 | 47.1 | 18.0 | 24.5 | **107.4** | **4.5** | str | cu, ci W | | — | — | — | | | | |
| | 0 | 45 | 60 | 16.1 | 20.5 | 22.8 | 58.6 | 2.4 | ci W | cu, ci W | | — | — | — | | | | |
| | 0 | 75 | 20 | 25.2 | 21.9 | 27.8 | 68.5 | 2.9 | | cu N | str-cu N | — | — | — | | | | |
| | 0 | 75 | 10 | 23.1 | 19.3 | 52.8 | 72.8 | 3.0 | | cu N | | — | — | — | | | | |
| | 0 | 0 | 50 | 13.8 | 12.9 | 17.7 | 85.9 | 3.6 | | | | — | — | — | | | | |
| | 20 | 20 | 50 | 16.4 | 12.8 | 10.4 | 47.0 | 2.0 | | | | — | — | — | | | | |
| | 0 | 20 | 20 | 16.5 | 13.3 | 10.9 | 39.7 | 1.7 | | | | — | — | — | | | | |
| | 20 | 0 | 65 | 17.9 | 14.7 | 16.6 | 42.1 | 1.8 | | | | — | — | — | | | | |
| | 0 | 10 | 20 | 13.0 | 20.4 | 17.0 | 44.3 | 1.8 | | | | — | — | — | | | | |
| | 0 | 70 | 75 | 17.0 | 13.0 | 11.7 | 54.4 | 2.3 | str | | | — | — | — | | | | |
| | 0 | 40 | 40 | 3.8 | | | **28.5** | **1.2** | | | | — | — | — | | | | |
| | 0 | 0 | 60 | | 10.9 | 24.5 | | | | | | — | — | — | | | | |
| | 0 | 225 | 65 | 14.6 | 25.1 | 31.4 | 50.0 | 2.1 | | | | — | — | — | | | | |
| | 0 | 35 | 90 | 24.1 | 9.7 | 32.2 | 80.6 | 3.4 | | ci ESE | | — | — | — | | | | |
| | 85 | 80 | 65 | 25.3 | 20.0 | 23.1 | 67.2 | 2.8 | | str-cu N | str-cu N, ci W | — | — | — | | | | |
| | 0 | 30 | 0 | 13.9 | 8.8 | 3.8 | 57.0 | 2.4 | | | | — | — | — | | | | |
| | 115 | 15 | 15 | 24.9 | 20.2 | 19.9 | 37.5 | 1.6 | | | ci-cu W | — | — | — | | | | |
| | 0 | 40 | 15 | 21.3 | 9.6 | 19.0 | 61.4 | 2.6 | cu, str-cu W | cu, str-cu NW | ci W | — | — | — | | | | |
| | 0 | **325** | 15 | 19.6 | 17.4 | 21.8 | 48.2 | 2.0 | ci E | ci E | | — | — | — | | | | |
| | 0 | 100 | 30 | 15.1 | 11.1 | 19.0 | 54.3 | 2.3 | | | | — | — | — | | | | |
| | 0 | 0 | 100 | 20.2 | 7.0 | 22.9 | 50.3 | 2.1 | | | | — | — | — | | | | |
| | 9 | 67 | 42 | 19.2 | 15.6 | 22.8 | 58.0 | 2.4 | | | | — | — | — | | | | |

**ARAISO** (H = 40 m) **MARZO 1912** φ = 33° 01′ S λ = 71° 38′ W $h_a$ = 15 m

| | | | | | | | | | | | | | | | | | | |
|---|---|---|---|---|---|---|---|---|---|---|---|---|---|---|---|---|---|---|
| 0.2 | 40 | 151 | 78 | 6.0 | 38.0 | 7.0 | 102.0 | 4.2 | | fr-ni NE | | — | — | — | 0.1 | 0.2 | 0.2 | 1.0 |
| 2.7 | 94 | 113 | 92 | 19.0 | 88.0 | 50.0 | 64.0 | 2.7 | ni | ni | ni [ci-str | 0.0 | 0.0 | — | 0.1 | 0.1 | 0.3 | 0.5 |
| 9.7 | 98 | 295 | 56 | 43.0 | 52.0 | 72.0 | 181.0 | 7.5 | | | a-cu N, ci-cu NW, | — | — | — | 0.1 | 0.5 | 0.5 | 0.5 |
| 2.5 | 0 | 430 | 266 | 25.0 | 74.0 | 86.0 | 149.0 | 6.2 | a-cu W, ci-cu N, | ci-cu N, ci-str | a-cu W, ci-str | — | — | — | 0.2 | 0.5 | 0.5 | 1.2 |
| 2.1 | 45 | 276 | 45 | 55.0 | 29.0 | 93.0 | 215.0 | 9.0 | ni [ci-str S | ni | ci-str | — | — | — | 0.2 | 0.0 | 0.2 | 1.2 |
| 1.7 | 103 | 98 | 157 | 16.0 | 15.0 | 26.0 | 141.0 | 5.9 | ni | cu W, ni | ni | 0.2 | — | — | 0.1 | 0.0 | 0.2 | **0.3** |
| 3.1 | 0 | 88 | 182 | 54.0 | 67.0 | 84.0 | 95.0 | 4.0 | ni | ni | ni | — | — | — | 0.2 | 0.1 | 0.4 | 0.4 |
| 3.4 | 52 | 107 | 74 | 36.0 | 22.0 | 24.0 | 187.0 | 7.8 | ni | ni | ni | — | — | — | 0.2 | 0.2 | 0.2 | 0.7 |
| 2.9 | 96 | 139 | 48 | 14.0 | 63.0 | 31.0 | **60.0** | **2.5** | ni | ni | | 0.0 | 0.0 | — | 0.1 | 0.0 | 0.2 | 0.5 |
| 1.6 | 99 | 168 | 142 | 16.0 | 66.0 | 47.0 | 110.0 | 4.6 | ni | ni | ni | — | — | — | 0.2 | 0.1 | 0.3 | 0.4 |
| 3.7 | 183 | 95 | 99 | 77.0 | 62.0 | 12.0 | 190.0 | 7.9 | ni NE | cu NW, ni [ci-str W | | — | — | — | 0.3 | 0.2 | 0.2 | 0.7 |
| 2.3 | 215 | 424 | 75 | 27.0 | 99.0 | 94.0 | 101.0 | 4.2 | ci W | fr-cu NW, ci-cu W, | | — | — | — | 0.3 | 0.7 | 0.5 | 0.7 |
| 2.5 | 85 | 489 | 37 | 16.0 | 82.0 | 112.0 | 209.0 | 8.7 | str | cu W, ci-cu E, ci- | ci-str | — | — | — | 0.2 | 0.4 | 0.4 | 1.4 |
| 3.0 | 202 | 501 | 34 | 23.0 | 94.0 | 72.0 | 217.0 | 9.0 | str S, ci S | cu W, ci S [str NW | ci-str | — | — | — | 0.2 | 0.3 | 0.4 | 1.0 |
| 3.0 | 50 | 319 | 0 | 10.0 | 52.0 | 49.0 | 176.0 | 7.3 | ni | str N, ci-str NW | ni | — | — | — | 0.1 | 0.1 | 0.2 | 0.8 |
| 3.0 | 78 | 69 | 76 | 49.0 | 44.0 | 14.0 | 150.0 | 6.2 | ni | ni | ni | — | — | — | 0.1 | 0.2 | 0.2 | 0.4 |
| 5.1 | 104 | 220 | 243 | 5.0 | 30.0 | 63.0 | 63.0 | 2.6 | ni | ni | ni | — | — | — | 0.2 | 0.2 | 0.3 | 0.6 |
| 5.0 | 107 | 130 | 139 | 45.0 | 50.0 | 33.0 | 138.0 | 5.8 | ni | cu W | | — | — | — | 0.2 | 0.2 | 0.3 | 0.7 |
| 4.7 | 0 | 121 | 50 | 41.0 | 34.0 | 78.0 | 124.0 | 5.2 | ni | ni | ni | — | — | — | 0.2 | 0.2 | 0.4 | 0.7 |
| 4.3 | 173 | 225 | 249 | 23.0 | 64.0 | 120.0 | 135.0 | 5.6 | ni | ni | | — | — | — | 0.2 | 0.1 | 0.5 | 0.8 |
| 2.3 | 126 | 328 | 68 | 81.0 | 90.0 | 112.0 | **265.0** | **11.0** | ni S | | | — | — | — | 0.3 | 0.4 | 0.6 | 0.9 |
| 0.0 | 145 | 114 | 128 | 19.0 | 28.0 | 78.0 | 221.0 | 9.2 | ni | | | — | — | — | 0.1 | 0.2 | 0.3 | 1.1 |
| 1.2 | 123 | 545 | 133 | 31.0 | 108.0 | 91.0 | 137.0 | 5.7 | ni W | str S | | — | — | — | 0.1 | 0.6 | 0.6 | 0.6 |
| 0.4 | 0 | **910** | 0 | 21.0 | 133.0 | 124.0 | 220.0 | 9.2 | ci W | ci W, ci-str N | | — | — | — | 0.2 | 0.6 | 0.8 | 1.4 |
| 8.9 | 74 | 416 | 116 | 6.0 | 98.0 | 115.0 | 263.0 | **11.0** | str, ci W, ci-str | ci W, ci-str N | ci-str | — | — | — | 0.1 | 0.5 | 0.5 | 1.5 |
| 9.2 | 47 | 431 | 28 | 11.0 | 84.0 | 69.0 | 224.0 | 9.3 | | | | — | — | — | 0.2 | 0.6 | 0.2 | 1.2 |
| 7.2 | 83 | 296 | 17 | 4.0 | 84.0 | 101.0 | 157.0 | 6.5 | | cu W, ci-str | a-cu W, ci-cu W | — | — | — | 0.2 | 0.5 | 0.6 | 1.0 |
| 7.0 | 72 | 703 | 42 | 3.0 | 116.0 | 123.0 | 188.0 | 7.8 | ci str NW | cu S, ci-str | | — | — | — | 0.2 | 0.6 | 0.8 | 1.3 |
| 8.7 | 90 | 548 | 76 | 8.0 | 99.0 | 112.0 | 247.0 | 10.3 | | | | — | — | — | 0.2 | 0.6 | 1.0 | 1.6 |
| 6.8 | 0 | 334 | 51 | 4.0 | 99.0 | 92.0 | 215.0 | 9.0 | | ci-str W | ci | — | — | — | 0.2 | 0.6 | 0.7 | **1.8** |
| 6.0 | 0 | 566 | 112 | 9.0 | 61.0 | 40.0 | 200.0 | 8.3 | | | str | — | — | — | 0.2 | 0.4 | 0.7 | 1.5 |
| 1.4 | 83 | 311 | 94 | 25.7 | 68.5 | 71.8 | 165.9 | 6.9 | | | | 0.2 | 0.0 | — | 5.5 | 9.9 | 13.2 | 28.4 |

ervaciones se efectuaron según hora oficial de Chile (75° de long.)

Alle Beobachtungen nach chilenischer Einheitszeit (75° Länge).

**SANTIAGO** (H = 520 m) **MARZO 1912** φ = 33° 27′ S λ = 70° 42′ W $C_g$ = −0.
−0.

| Dia Tag | Barómetro Barometer 700 mm + | | | Temperatura del aire Lufttemperatur C° | | | | | Humedad absoluta Absolute Feuchtigkeit mm | | | Humedad relativa Relative Feuchtigkeit % | | | Dirección y fuerza del viento Richtung und Stärke des Windes 0—12 B | | | | | | Nebulosidad Bewölkung 0—10 | | | Agua caída Niederschlag mm | Notas Bemerkungen |
|---|---|---|---|---|---|---|---|---|---|---|---|---|---|---|---|---|---|---|---|---|---|---|---|---|
| | 7a | 2p | 9p | 7a | 2p | 9p | Max. | Min. | 7a | 2p | 9p | 7a | 2p | 9p | 7a | | 2p | | 9p | | 7a | 2p | 9p | 7a-7a | |
| 1 | 12.0 | **11.1** | 11.7 | 15.2 | 31.9 | 17.2 | **32.9** | 11.5 | 9.7 | 10.6 | 10.2 | 75 | 30 | 70 | C | 0 | SSW | 2 | S | 1 | 0 | 0 | 0 | — | ⌓¹ am; ∞⁰ hor I |
| 2 | 11.6 | 12.9 | 14.6 | 13.5 | 26.8 | 15.0 | 27.5 | 10.6 | 10.1 | 11.9 | 10.7 | 87 | 46 | 84 | C | 0 | SW | 2 | S | 1 | 0 | 0 | 0 | — | ⌓¹ am, ⌓⁰ III, ≡⁰ I |
| 3 | 15.4 | 14.2 | 13.9 | 13.8 | 28.0 | 16.8 | 28.6 | 10.4 | 9.3 | 11.8 | 10.5 | 79 | 42 | 74 | C | 0 | SSW | 2 | C | 0 | 0 | 0 | 7¹ | — | ⌓¹ am; ∞² hor I |
| 4 | 15.1 | 14.6 | 14.0 | 15.2 | 28.2 | 18.0 | 29.8 | 12.0 | 10.7 | 12.4 | 11.3 | 83 | 44 | 74 | S | 1 | SSW | 2 | C | 0 | 6¹ | 2¹ | 4 | — | ⌓¹ am; ∞⁰ E y S I |
| 5 | 14.0 | 13.5 | 13.2 | 16.1 | 29.5 | 18.4 | 30.5 | 13.9 | 11.8 | 12.2 | 12.2 | 86 | 40 | 78 | S | 1 | SW | 2 | C | 0 | 4¹ | 1² | 3⁰ | — | ⌓⁰ am; ∞² hor I |
| 6 | 13.2 | 14.0 | 14.2 | 14.9 | 24.4 | 14.6 | 27.3 | 12.1 | 11.2 | 12.2 | 10.6 | 89 | 53 | 86 | C | 0 | S | 4 | S | 1 | 0 | 0 | 0 | — | ⌓⁰ am III, ≡⁰ I y II; |
| 7 | 14.9 | 16.2 | 16.5 | 13.0 | 23.9 | 15.6 | 26.3 | 11.8 | 10.5 | 12.1 | 10.9 | 94 | 55 | 82 | C | 0 | SW | 2 | S | 1 | 10² | 1⁰ | 0 | — | ⌓¹ am, ⌓⁰ III, ≡² 6; |
| 8 | 15.5 | 14.2 | 15.1 | 13.2 | 27.6 | 16.0 | 29.2 | 11.0 | 10.4 | 11.2 | 10.5 | 91 | 41 | 78 | C | 0 | SSW | 2 | S | 1 | 0 | 1⁰ | 0 | — | ⌓² am, ≡⁰ I; ∞⁰ I |
| 9 | 14.0 | 13.6 | 13.6 | 12.8 | 24.4 | 15.8 | 25.6 | 10.3 | 10.0 | 12.5 | 11.2 | 90 | 55 | 84 | WSW | 1 | SSW | 3 | C | 0 | 0 | 1⁰ | 0 | — | ⌓¹ am, ≡¹ I; ∞² h |
| 10 | 14.6 | 13.9 | 14.9 | 12.4 | 25.4 | 15.1 | 25.7 | 11.2 | 10.4 | 11.9 | 10.2 | **97** | 49 | 80 | SW | 1 | S | 3 | C | 0 | 10² | 2¹ | 0 | — | ⌓¹ am, ≡² 6a45-7a |
| 11 | 16.5 | 16.4 | 16.4 | 15.2 | 22.6 | 16.2 | 24.5 | 13.2 | 10.6 | 10.6 | 10.4 | 82 | 52 | 76 | S | 1 | S | 1 | C | 0 | 10² | 8¹ | 7⁰ | — | ≡⁰ 4a-10a; ∞² hor |
| 12 | 16.2 | 15.0 | 16.5 | 14.6 | 26.0 | 17.6 | 27.8 | 11.5 | 10.2 | 10.4 | 9.9 | 83 | 41 | 66 | N | 1 | S | 3 | S | 1 | 7¹ | 8¹ | 0 | — | ⌓¹ am, ≡⁰ I; ∞⁰ S |
| 13 | 17.3 | 17.0 | 17.2 | 14.0 | 26.6 | 18.6 | 27.5 | 11.2 | 10.2 | 10.2 | 12.1 | 85 | 39 | 77 | C | 0 | SSW | 3 | S | 1 | 1¹ | 2² | 0 | — | ⌓¹ am; ∞¹ E y S; |
| 14 | 15.7 | 14.4 | 15.2 | 14.4 | 27.2 | 17.8 | 28.5 | 11.7 | 11.1 | 11.4 | 11.4 | 91 | 42 | 76 | C | 0 | S | 2 | S | 1 | 0 | 1² | 0 | — | ⌓¹ am, ≡⁰ I |
| 15 | 15.6 | 13.8 | 14.8 | 13.8 | 30.0 | 18.3 | 31.3 | 11.1 | 10.4 | 9.8 | 10.3 | 88 | 31 | 66 | C | 0 | SW | 1 | C | 0 | 0 | 1¹ | 0 | — | ⌓¹ am, ∞² al E I |
| 16 | 15.2 | 14.5 | 16.0 | 14.7 | 29.6 | 17.6 | 30.7 | 11.7 | 10.6 | 11.2 | 11.1 | 85 | 36 | 75 | C | 0 | SSW | 2 | SSW | 1 | 0 | 0 | 0 | — | ⌓¹ am, ∞² E y S I |
| 17 | 15.7 | 15.2 | 16.0 | 13.5 | 27.1 | 15.3 | 28.2 | 10.9 | 10.6 | 12.7 | 11.2 | 91 | 48 | 86 | C | 0 | S | 2 | SSW | 1 | 0 | 1¹ | 0 | — | ⌓¹ am, ≡⁰ I; ∞⁰ a |
| 18 | 15.2 | 14.0 | 14.8 | 11.1 | 28.1 | 16.0 | 28.6 | 10.5 | 9.5 | **12.8** | 10.8 | 96 | 45 | 80 | C | 0 | SW | 2 | SSW | 1 | 10¹ | 1⁰ | 0 | — | ⌓¹ am, ≡² 6a45-7a |
| 19 | 13.6 | 13.7 | 14.9 | 11.5 | 24.2 | 13.8 | 24.6 | 11.0 | 9.8 | 11.9 | 10.3 | **97** | 53 | 87 | SW | 1 | SW | 3 | S | 1 | 10² | 0 | 0 | — | ⌓¹ am, ≡² 4a30-9a; |
| 20 | 15.3 | 16.1 | 15.3 | 12.2 | 16.9 | 13.4 | 19.8 | 11.2 | 10.1 | 11.1 | 10.4 | 95 | 78 | 90 | C | 0 | SW | 1 | C | 0 | 10² | 10² | 10² | **0.1** | ≡² 3a30-9a, ⌓⁰ III |
| 21 | 15.4 | 15.1 | 14.8 | 13.7 | 21.0 | 13.9 | 24.4 | 13.4 | 10.7 | 11.1 | 10.0 | 91 | 60 | 84 | C | 0 | SSE | 1 | C | 0 | 10² | 3⁰ | 0 | 0.0 | ⫼ ⁰y ≡¹ n-10a; ⌓⁰ II |
| 22 | 14.4 | 14.1 | 14.7 | 9.9 | 26.0 | 15.0 | 27.2 | 8.9 | 8.6 | 10.2 | 9.6 | 94 | 41 | 75 | C | 0 | SW | 2 | S | 1 | 0 | 0 | 0 | 0.0 | ⌓² am, ≡⁰ I; ∞⁰ h |
| 23 | 15.8 | 16.4 | 17.2 | 9.8 | 22.2 | 14.4 | 24.0 | 8.6 | 8.6 | 10.1 | 10.3 | 95 | 51 | 85 | C | 0 | S | 3 | C | 0 | 0 | 0 | 0 | — | ⌓² am, ⌓⁰ III, ≡⁰ |
| 24 | 15.2 | 14.4 | 15.4 | 10.0 | 24.9 | 13.9 | 26.4 | 8.3 | 8.6 | 10.1 | 7.8 | 94 | 43 | 66 | C | 0 | S | 2 | SSE | 1 | 1¹ | 2² | 0 | — | ⌓² am; ∞² al E I |
| 25 | 16.8 | 17.2 | **21.0** | 9.6 | 21.0 | 13.2 | 21.3 | 7.2 | 7.6 | 9.5 | 8.6 | 85 | 51 | 76 | S | 1 | WSW | 2 | SE | 1 | 2¹ | 8¹ | 5¹ | — | ⌓² am; ∞⁰ al E y |
| 26 | 20.4 | 17.7 | 17.3 | 8.0 | 23.8 | 13.1 | 26.6 | **5.2** | 7.4 | 8.3 | 7.3 | 92 | 38 | 65 | SSE | 1 | WSW | 2 | C | 0 | 0 | 0 | 0 | — | ⌓² am; ∞⁰ E y S I |
| 27 | 16.3 | 15.3 | 16.1 | 8.0 | 23.6 | 13.2 | 25.1 | 6.5 | 7.1 | 7.1 | 6.6 | 89 | 33 | 58 | NW | 1 | SSW | 3 | S | 1 | 0 | 1¹ | 9² | — | ⌓¹ am, ≡⁰ 6a40-7a |
| 28 | 15.5 | 14.8 | 16.2 | 10.2 | 23.0 | 13.0 | 23.7 | 8.6 | 8.6 | **5.9** | 8.0 | 86 | **28** | 72 | C | 0 | SSW | 1 | S | 1 | 9¹ | 6¹ | 2¹ | — | ≡⁰ 1; ▽² 7p30-8p (3 |
| 29 | 16.1 | 15.6 | 16.6 | 7.2 | 22.6 | 12.6 | 24.5 | 5.9 | 7.2 | 8.7 | 8.0 | 95 | 43 | 73 | C | 0 | SSW | 3 | C | 0 | 2¹ | 3¹ | 0 | — | ⌓¹ am; ∞⁰ al E y |
| 30 | 16.6 | 16.0 | 17.0 | 7.9 | 25.2 | 13.3 | 26.5 | 6.1 | 7.5 | 6.5 | 7.0 | 93 | **28** | 61 | C | 0 | SSW | 2 | C | 0 | 0 | 1⁰ | 1⁰ | | ⌓¹ am; ∞² hor I |
| 31 | 17.2 | 14.8 | 17.0 | 7.9 | 25.2 | 11.9 | 26.1 | 6.0 | 6.6 | 6.7 | 6.8 | 83 | **28** | 65 | C | 0 | SW | 1 | C | 0 | 1⁰ | 0 | 0 | | ⌓¹ am; ∞¹ al E y |
| Pro. Mit. | 15.4 | 14.8 | 15.6 | 12.2 | 25.4 | 15.3 | 26.8 | 10.1 | 9.5 | 10.5 | 9.9 | 89 | 44 | 76 | | 0.3 | | 2.1 | | 0.5 | 3.3 | 2.1 | 1.5 | 0.1 | |

**SAN FERNANDO** (H = 335 m) **MARZO 1912** φ = 34° 35′ S λ = 71° 04′ W $C_g$ =

| | | | | | | | | | | | | | | | | | | | | | | | | | |
|---|---|---|---|---|---|---|---|---|---|---|---|---|---|---|---|---|---|---|---|---|---|---|---|---|---|
| 1 | 27.2 | **25.0** | 26.5 | 14.6 | 29.4 | 16.6 | 30.3 | 12.3 | 10.2 | 14.7 | 11.2 | 83 | 49 | 79 | S | 2 | SW | 3 | C | 0 | 0 | 0 | 0 | — | ⌓ an |
| 2 | 27.0 | 27.0 | 30.0 | 16.1 | 23.4 | 14.9 | 25.0 | 10.7 | 11.9 | 13.0 | 11.2 | 87 | 60 | 89 | SE | 1 | SW | 4 | C | 0 | 0 | 0 | 0 | — | ⌓ an |
| 3 | 30.4 | 29.2 | 29.0 | 15.5 | 26.6 | 17.4 | 28.0 | 13.5 | 12.0 | 14.4 | 12.4 | 91 | 56 | 84 | SW | 1 | SW | 2 | C | 0 | 10 | 1 | 0 | — | ⌓ an |
| 4 | 30.2 | 29.5 | 28.8 | 16.8 | 28.4 | 19.8 | 28.5 | 13.6 | 13.1 | 14.3 | 12.7 | 92 | 50 | 74 | SW | 2 | C | 0 | C | 0 | 2 | 0 | 2 | — | ⌓ an |
| 5 | 29.4 | 28.0 | 28.2 | 16.6 | 28.8 | 19.8 | 29.0 | 13.7 | 12.0 | **15.5** | 11.7 | 85 | 53 | 68 | SW | 1 | S | 3 | SW | 3 | 0 | 0 | 0 | — | ⌓ an |
| 6 | 28.2 | 27.8 | 30.1 | 18.0 | 24.8 | 14.6 | 27.2 | 12.1 | 13.1 | 12.5 | 11.3 | 85 | 54 | 91 | SE | 1 | SW | 5 | SW | 2 | 0 | 0 | 0 | — | ⌓ an |
| 7 | 30.2 | 30.4 | 31.9 | 13.9 | 20.6 | 14.8 | 22.7 | 12.4 | 11.5 | 13.9 | 12.0 | 98 | 77 | 96 | SW | 1 | SW | 1 | C | 0 | 10 | 0 | 0 | — | ⌓ an |
| 8 | 30.6 | 29.2 | 30.1 | 15.2 | 27.2 | 16.8 | 27.5 | 10.4 | 12.2 | 14.0 | 11.6 | 94 | 52 | 81 | SE | 1 | SW | 2 | SW | 3 | 0 | 0 | 0 | — | ⌓ an |
| 9 | 29.4 | 29.4 | 28.6 | 13.4 | 21.7 | 14.2 | 23.4 | 11.7 | 11.4 | 13.4 | 11.9 | 00 | 70 | 99 | C | 0 | NW | 1 | C | 0 | 10 | 2 | 0 | — | ⌓ an, ≡ I |
| 10 | 29.3 | 29.0 | 29.9 | 14.1 | 22.0 | 13.8 | 23.0 | 11.1 | 12.0 | 11.4 | 11.5 | 00 | 58 | 98 | N | 2 | SW | 2 | C | 0 | 10 | 5 | 0 | — | ⌓ an |
| 11 | 31.3 | 30.6 | 31.6 | 15.6 | 20.6 | 15.4 | 21.2 | 13.6 | 12.3 | 12.8 | 11.6 | 93 | 71 | 89 | E | 1 | S | 1 | C | 0 | 10 | 10 | 0 | — | ⌓ an |
| 12 | 30.9 | 30.5 | 31.4 | 14.2 | 23.6 | 16.6 | 24.5 | 11.3 | 11.2 | 14.2 | 11.2 | 94 | 66 | 79 | SE | 1 | SW | 2 | SE | 2 | 9 | 8 | 0 | — | ⌓ an; □⁰ varios a |
| 13 | 32.3 | 31.0 | 32.6 | 16.2 | 26.0 | 17.1 | 26.7 | 11.4 | 12.2 | 13.0 | 13.0 | 89 | 52 | 90 | SE | 1 | SW | 3 | SW | 2 | 1 | 3 | 0 | — | ⌓ an; □⁰ varios a |
| 14 | 31.3 | 30.1 | 30.6 | 14.6 | 23.8 | 16.2 | 24.1 | 13.9 | 12.4 | 15.1 | 12.2 | 00 | 69 | 89 | SE | 3 | SW | 3 | C | 0 | 10 | 0 | 0 | — | ⌓ an |
| 15 | 30.5 | 29.4 | 29.8 | 15.5 | 27.0 | 18.0 | 27.2 | 12.2 | 11.8 | 13.4 | 11.8 | 90 | 51 | 77 | SE | 2 | SW | 2 | C | 0 | 0 | 2 | 0 | — | ⌓ an |
| 16 | 29.8 | 29.4 | 30.6 | 16.5 | 29.9 | 16.8 | **30.4** | 13.4 | 10.7 | 12.7 | 12.5 | 76 | 40 | 88 | SE | 3 | SW | 3 | C | 0 | 0 | 0 | 0 | – | ⌓ an |
| 17 | 30.6 | 30.2 | 31.3 | 12.8 | 26.7 | 16.6 | 27.7 | 11.0 | 11.0 | 14.3 | 12.2 | 00 | 56 | 86 | C | 0 | SW | 3 | C | 0 | 10 | 0 | 0 | — | ⌓ an |
| 18 | 30.3 | 29.4 | 29.4 | 15.2 | 26.5 | 15.6 | 27.5 | 10.0 | 11.2 | 14.4 | 11.5 | 87 | 57 | 87 | S | 3 | SW | 2 | C | 0 | 0 | 0 | 0 | — | ⌓ an; □⁰ varios free |
| 19 | 28.8 | 28.6 | 29.2 | 11.5 | 23.0 | 14.8 | 24.1 | 10.7 | 10.1 | 13.2 | 11.3 | 00 | 64 | 90 | NW | 2 | SW | 3 | C | 0 | 10 | 0 | 0 | — | ≡ I |
| 20 | 30.8 | 31.3 | 31.0 | 13.4 | 15.8 | 14.3 | 19.4 | 12.0 | 11.4 | 12.2 | 11.4 | 00 | 91 | 95 | SE | 2 | SE | 3 | C | 0 | 10 | 10 | 10 | — | ⌓ an |
| 21 | 30.5 | 29.5 | 30.2 | 13.1 | 18.4 | 11.6 | 20.6 | 11.0 | 10.7 | 11.8 | 9.7 | 96 | 75 | 96 | SW | 2 | C | 0 | C | 0 | 10 | 0 | 0 | — | ⌓ an |
| 22 | 29.4 | 29.1 | 29.5 | 11.8 | 24.8 | 15.4 | 26.9 | 8.1 | 9.4 | 13.1 | 11.0 | 93 | 56 | 85 | C | 0 | SW | 2 | C | 0 | 0 | 0 | 0 | — | ⌓ an |
| 23 | 30.6 | 31.6 | 32.9 | 11.4 | 22.4 | 15.4 | 23.6 | 8.2 | 10.1 | 10.8 | 8.9 | 00 | 54 | 68 | SE | 1 | SW | 2 | SW | 4 | 0 | 8 | 0 | — | ⌓ an |
| 24 | 31.4 | 29.4 | 30.0 | 11.4 | 22.4 | 15.4 | 22.9 | 9.2 | 8.8 | 11.7 | 8.4 | 88 | 58 | 64 | SW | 3 | SW | 2 | SW | 2 | 1 | 4 | 0 | — | ⌓ an |
| 25 | 32.1 | 32.2 | **37.7** | 9.4 | 18.7 | 9.5 | 21.5 | 6.7 | 7.7 | 9.3 | 8.9 | 88 | 58 | 00 | C | 0 | NW | 3 | C | 0 | 8 | 9 | 10 | — | ● 7p-11p; ⌓ an |
| 26 | 36.6 | 34.1 | 33.3 | 7.8 | 17.6 | 11.2 | 18.6 | 5.5 | 7.6 | 9.2 | 7.7 | 96 | 61 | 78 | SW | 3 | SW | 3 | C | 0 | 1 | 0 | 0 | 6.0 | |
| 27 | 32.0 | 30.8 | 31.7 | 8.8 | 21.4 | 13.4 | 22.0 | 6.5 | 7.3 | 10.5 | 7.8 | 87 | 56 | 69 | SW | 3 | SW | 3 | SW | 2 | 0 | 0 | 8 | — | ⌓ an |
| 28 | 31.1 | 30.2 | 31.7 | 9.4 | 21.4 | 12.8 | 22.0 | 7.4 | 8.6 | 9.9 | 8.7 | 98 | 53 | 80 | SE | 1 | S | 2 | SW | 4 | 10 | 3 | 8 | — | ⌓ an |
| 29 | 32.4 | 32.0 | 31.8 | 8.2 | 17.6 | 11.8 | 18.7 | 7.7 | 7.9 | 9.4 | **6.2** | 98 | 63 | 60 | SW | 3 | SW | 3 | C | 0 | 9 | 2 | 1 | — | ⌓ an |
| 30 | 32.8 | 32.2 | 31.9 | 6.9 | 18.8 | 11.2 | 19.0 | **4.5** | 6.6 | 9.3 | 6.8 | 88 | 57 | 68 | S | 2 | SW | 3 | C | 0 | 0 | 2 | 0 | — | ⌓ an |
| 31 | 33.1 | 31.3 | 32.4 | 8.7 | 19.4 | 10.2 | 20.1 | 5.4 | 7.4 | 8.6 | 7.6 | 88 | 51 | **32** | S | 3 | SW | 4 | SE | 1 | 0 | 0 | 0 | — | ⌓ an |
| Pro. Mit. | 30.7 | 29.9 | 30.8 | 13.1 | 23.2 | 14.9 | 24.3 | 10.4 | 10.5 | 12.5 | 10.6 | 92 | 59 | 82 | | 1.6 | | 2.4 | | 0.8 | 4.5 | 2.2 | 1.3 | 6.0 | |

Barómetro reducido a 0°C y a gravedad normal. Barometer reduciert auf 0°C und Norm

(1) ∞² E y S II. (2) 7a40-9a. (3) 7a15-8a; ∞⁰ E y S II. (4) los, los 2 primeros de color iris. (5) al E 3.

**AGO** (H=520 m) **MARZO 1912** φ = 33° 27′ S λ = 70° 42′ W $h_a$ = 11.1 m

| a la p. p. ien. | Velocidad del viento Windgeschwindigkeit | | | | | | | | Nubes (clase y dirección) Wolken (Art und Richtung) | | | Agua caída Niederschlag | | | Evaporación Verdunstung | | | |
|---|---|---|---|---|---|---|---|---|---|---|---|---|---|---|---|---|---|---|
| | m/minuto | | | km | | | | | | | | mm | | | mm | | | |
| Min. | 7a | 2p | 9p | 9p-7a | 7a-2p | 2p-9p | 7a-7a | k/1h | 7a | 2p | 9p | 7a | 2p | 9p | 7a | 2p | 9p | 7a-7a |
| 9.2 | 0 | 209 | 56 | 8.5 | 59.9 | 68.0 | 121.9 | 5.1 | | | | — | — | — | 0.2 | 1.9 | 1.5 | 3.4 |
| 8.5 | 0 | 210 | 63 | 5.8 | 72.4 | 75.3 | 133.7 | 5.6 | | | | — | — | — | 0.2 | 1.3 | 1.2 | **3.6** |
| 8.5 | 28 | 164 | 0 | 19.4 | 59.0 | 63.2 | **167.1** | **7.0** | | | str-cu WNW, ci-str | — | — | — | 0.1 | 1.1 | 1.2 | 2.6 |
| 10.0 | 78 | 185 | 28 | 13.8 | 60.1 | 64.0 | 136.0 | 5.7 | a-cu NW, ci-cu NW | ci-cu NW | str-cu N, a-cu N | — | — | — | 0.2 | 1.1 | 1.1 | 2.5 |
| 12.0 | 56 | 185 | 0 | 27.5 | 63.6 | 64.3 | 151.6 | 6.3 | fr-cu NW, str-cu, ci | cu | cu | — | — | — | 0.2 | 1.2 | 1.4 | 2.4 |
| 10.0 | 0 | **314** | 52 | 4.6 | 74.8 | 67.4 | 132.5 | 5.5 | [str | | | — | — | — | 0.1 | 1.2 | 0.8 | 2.7 |
| 9.9 | 7 | 164 | 85 | 15.8 | 65.3 | 57.1 | 158.0 | 6.6 | str | cu | | — | — | — | 0.0 | 0.6 | 0.6 | 2.0 |
| 9.3 | 0 | 155 | 78 | 6.5 | 61.8 | 71.8 | 128.9 | 5.4 | | cu | | — | — | — | 0.2 | 1.1 | 1.2 | 1.4 |
| 8.5 | 72 | 232 | 0 | 6.6 | 68.0 | 62.2 | 140.2 | 5.8 | | cu | | — | — | — | 0.1 | 0.8 | 0.6 | 2.4 |
| 9.5 | 85 | 215 | 28 | 10.6 | 68.1 | 63.2 | 140.8 | 5.9 | str | cu, a-cu NW, ci | | — | — | — | 0.1 | 0.7 | 0.8 | 1.5 |
| 9.5 | 56 | 110 | 0 | 33.7 | 39.8 | 57.2 | 165.0 | 6.9 | ni S, cu-ni S, str- (1) | cu, a-cu | | — | — | — | 0.1 | 0.6 | 0.6 | 1.6 |
| 9.5 | 70 | 229 | 63 | 5.8 | 54.6 | 54.9 | 102.8 | 4.3 | str-cu, ci-str WNW | cu, str-cu, a-cu (2) | | — | — | — | 0.2 | 1.1 | 1.1 | 1.4 |
| 9.0 | 0 | 215 | 128 | 6.1 | 59.9 | 68.3 | 115.6 | 4.8 | cu | cu, str-cu | | — | — | — | 0.2 | 0.2 | 1.0 | 2.4 |
| 9.9 | 14 | 179 | 85 | 16.3 | 52.6 | 63.0 | 144.5 | 6.0 | | cu, cu-ca | | — | — | — | 0.4 | 0.8 | 1.2 | 2.6 |
| 9.0 | 0 | 96 | 0 | 11.1 | 44.9 | 48.3 | 126.7 | 5.3 | | cu, str-cu | | — | — | — | 0.1 | 1.2 | 1.4 | 2.1 |
| 9.5 | 21 | 164 | 63 | 7.2 | 56.2 | 69.2 | 100.4 | 4.2 | | | | — | — | — | 0.2 | 1.5 | 1.4 | 2.8 |
| 9.0 | 28 | 183 | 85 | 6.2 | 55.0 | 69.0 | 131.6 | 5.5 | | cu | | — | — | — | 0.1 | 1.0 | 0.9 | 3.0 |
| 9.5 | 14 | 198 | 97 | 8.9 | 53.6 | 71.9 | 132.9 | 5.5 | a-str | cu | | — | — | — | 0.1 | 0.8 | 1.1 | 2.0 |
| 9.5 | 68 | 213 | 85 | 19.3 | 60.1 | 63.8 | 144.8 | 6.0 | str | | | — | — | — | 0.1 | 0.5 | 0.7 | 2.0 |
| 9.0 | 0 | 146 | 21 | 19.9 | 24.6 | 55.1 | 143.8 | 6.0 | str | ni | ni | 0.1 | 0.0 | — | 0.1 | 0.1 | 0.3 | 1.3 |
| 11.0 | 14 | 146 | 0 | 12.0 | 45.6 | 37.2 | 91.7 | 3.8 | str | cu | | 0.0 | 0.0 | — | 0.1 | 0.4 | 0.6 | **0.5** |
| 7.0 | 0 | 179 | 49 | 4.2 | 50.7 | 62.1 | **87.0** | **3.6** | | | | — | — | — | 0.1 | 1.0 | 1.0 | 1.1 |
| 7.2 | 25 | 250 | 14 | 12.4 | 64.9 | 57.1 | 125.2 | 5.2 | | | | — | — | — | 0.1 | 0.8 | 0.7 | 2.1 |
| 6.2 | 0 | 181 | 90 | 7.9 | 47.9 | 66.8 | 129.9 | 5.4 | ci | cu NW, ci-str | | — | — | — | 0.1 | 1.6 | 1.2 | 1.6 |
| 5.0 | 53 | 146 | 70 | 18.2 | 56.9 | 65.1 | 132.9 | 5.5 | fr-cu NW, str-cu | fr-cu NW, str-cu | cu NW | — | — | — | 0.1 | 0.8 | 0.7 | 2.9 |
| 3.4 | 82 | 151 | 17 | 12.8 | 47.1 | 40.7 | 134.8 | 5.6 | | [NW, ci-cu NW | | — | — | — | 0 1 | 1.3 | 1.0 | 1.6 |
| 4.5 | 85 | 223 | 97 | 9.6 | 57.4 | 66.4 | 97.4 | 4.1 | | cu | cu-ni W, str-cu W | — | — | — | 0.1 | 1.4 | 1.2 | 2.4 |
| 6.6 | 0 | 109 | 85 | 23.2 | 40.2 | 59.3 | 147.0 | 6.1 | str-cu N, a-cu W | a-cu, ci-cu | cu W, ci-str | — | — | — | 0.2 | 1.1 | 1.0 | 2.8 |
| 3.6 | 21 | 229 | 0 | 11.8 | 50.7 | 50.6 | 111.3 | 4.6 | ci-cu, ci-str | cu, ci-cu NW, ci-str | | — | — | — | 0.2 | 1.0 | 0.8 | 2.3 |
| 4.0 | 0 | 168 | 0 | 6.6 | 45.8 | 52.6 | 107.9 | 4.5 | | ci [NW | cu | | | | 0.2 | 1.6 | 1.2 | 2.0 |
| 3.9 | 22 | 124 | 14 | 11.6 | 44.4 | 54.6 | 110.0 | 4.6 | cu | | | | | | 0.2 | 1.1 | 1.2 | 3.0 |
| 8.1 | 29 | 183 | 47 | 12.4 | 55.0 | 61.0 | 128.8 | 5.4 | | | | 0.1 | 0.0 | — | 4.5 | 31.9 | 30.7 | 68.0 |

**FERNANDO** (H=335 m) **MARZO 1912** φ = 34° 35′ S λ = 71° 04′ W $h_a$ = —

| | | | | | | | | | | | | | | | | | | |
|---|---|---|---|---|---|---|---|---|---|---|---|---|---|---|---|---|---|---|
| | | | | | | | | | | | | — | — | — | | | | |
| | | | | | | | | | | | | — | — | — | | | | |
| | | | | | | | | | str | fr-cu | | — | — | — | | | | |
| | | | | | | | | | a-cu | | fr-str | — | — | — | | | | |
| | | | | | | | | | | | | — | — | — | | | | |
| | | | | | | | | | | | | — | — | — | | | | |
| | | | | | | | | | str | | | — | — | — | | | | |
| | | | | | | | | | | | | — | — | — | | | | |
| | | | | | | | | | str | cu | | — | — | — | | | | |
| | | | | | | | | | str | str | | — | — | — | | | | |
| | | | | | | | | | str | str | | — | — | — | | | | |
| | | | | | | | | | str | str | | — | — | — | | | | |
| | | | | | | | | | str | cu-ni | | — | — | — | | | | |
| | | | | | | | | | str | | | — | — | — | | | | |
| | | | | | | | | | | ci-str | | — | — | — | | | | |
| | | | | | | | | | | | | — | — | — | | | | |
| | | | | | | | | | str | | | — | — | — | | | | |
| | | | | | | | | | | | | — | — | — | | | | |
| | | | | | | | | | str | | | — | — | — | | | | |
| | | | | | | | | | | | | — | — | — | | | | |
| | | | | | | | | | str | str | str | — | — | — | | | | |
| | | | | | | | | | str | | | — | — | — | | | | |
| | | | | | | | | | | | | — | — | — | | | | |
| | | | | | | | | | | str | | — | — | — | | | | |
| | | | | | | | | | str | ci-str NW | | — | — | — | | | | |
| | | | | | | | | | str NW | ci-cu NW | ni | — | — | 0.0 | | | | |
| | | | | | | | | | cu | | | 6.0 | — | — | | | | |
| | | | | | | | | | | | cu NW | — | — | — | | | | |
| | | | | | | | | | ci-cu NW | ci-str | ci W | — | — | — | | | | |
| | | | | | | | | | str S | ci | ci-cu | — | — | — | | | | |
| | | | | | | | | | | ci | | — | — | — | | | | |
| | | | | | | | | | | | | — | — | — | | | | |
| | | | | | | | | | | | | 6.0 | — | 0.0 | | | | |

Observaciones se efectuaron según hora oficial de Chile (75° de long.)

Alle Beobachtungen nach chilenischer Einheitszeit (75° Länge).

(1) N, ci NW ci-str.

**TALCA** (H = 100 m) **MARZO 1912** φ = 35° 25′ S λ = 71° 47′ W $C_g$ =

| Dia / Tag | Barómetro Barometer 700 mm + | | | Temperatura del aire Lufttemperatur C° | | | | | Humedad absoluta Absolute Feuchtigkeit mm | | | Humedad relativa Relative Feuchtigkeit % | | | Dirección y fuerza del viento Richtung und Stärke des Windes 0—12 B. | | | Nebulosidad Bewölkung 0—10 | | | Agua caída Niederschlag mm | Notas Bemerkungen |
|---|---|---|---|---|---|---|---|---|---|---|---|---|---|---|---|---|---|---|---|---|---|---|
| | 7a | 2p | 9p | 7a | 2p | 9p | Max. | Min. | 7a | 2p | 9p | 7a | 2p | 9p | 7a | 2p | 9p | 7a | 2p | 9p | 7a-7a | |
| 1 | 48.6 | 46.4 | **46.2** | 16.4 | 29.4 | 23.0 | **33.0** | 12.5 | 9.9 | 10.9 | 9.1 | 71 | 36 | 44 | S 1 | C 0 | N 1 | 0 | 0 | 0 | — | |
| 2 | 47.3 | 48.4 | 50.2 | 19.5 | 25.0 | 16.2 | 27.0 | 12.5 | 10.7 | 12.2 | 10.5 | 64 | 52 | 76 | S 1 | C 0 | N 1 | 0 | 0 | 10 | — | ● ch 10p40 |
| 3 | 52.2 | 51.1 | 50.2 | 17.8 | 26.1 | 19.2 | 29.0 | 12.5 | 11.2 | 13.1 | 13.1 | 72 | 52 | 79 | C 0 | SW 1 | C 0 | 10 | 0 | 3 | 0.0 | |
| 4 | 51.6 | 51.5 | 50.0 | 18.4 | 29.0 | 21.0 | 32.0 | 12.5 | 12.6 | 12.4 | 11.3 | 80 | 42 | 61 | C 0 | S 1 | C 0 | 3 | 3 | 1 | — | ⌒; ∞ 7p |
| 5 | 50.4 | 48.6 | 48.8 | 16.6 | 31.8 | 21.6 | 32.5 | 12.5 | 11.7 | 12.8 | 11.6 | 83 | 37 | 60 | C 0 | S 1 | C 0 | 0 | 0 | 0 | — | ⌒¹ |
| 6 | 49.0 | 49.4 | 51.1 | 16.0 | 26.1 | 16.0 | 32.0 | 12.0 | 10.2 | 10.9 | 11.1 | 75 | 43 | 82 | C 0 | N 5 | N 3 | 0 | 3 | 0 | — | ⌒¹ an |
| 7 | 52.6 | 53.0 | 52.9 | 13.2 | 20.8 | 16.8 | 26.5 | 12.5 | 10.6 | 11.4 | 10.5 | 94 | 63 | 74 | C 0 | C 0 | C 0 | 10 | 0 | 0 | — | ⌒¹ an |
| 8 | 52.3 | 50.4 | 49.9 | 11.8 | 29.4 | 22.0 | **33.0** | 14.0 | 9.4 | 11.8 | 11.4 | 91 | 39 | 58 | C 0 | C 0 | N 3 | 0 | 0 | 0 | — | ⌒¹ an |
| 9 | 50.2 | 49.0 | 49.3 | 13.8 | 27.6 | 19.0 | 27.6 | 10.5 | 10.8 | 11.0 | 12.2 | 92 | 40 | 75 | C 0 | SW 3 | W 1 | 0 | 0 | 0 | — | ⌒¹ an |
| 10 | 50.3 | 50.9 | 51.2 | 16.4 | 22.2 | 17.4 | 23.5 | 12.0 | 11.8 | 11.6 | 12.2 | 85 | 58 | 82 | WNW 3 | WNW 4 | C 0 | 7 | 4 | 4 | — | |
| 11 | 52.1 | 51.3 | 52.4 | 18.0 | 21.6 | 18.0 | 25.0 | 15.0 | 12.3 | 10.8 | 10.5 | 80 | 56 | 68 | C 0 | NW 2 | C 0 | 10 | 10 | 0 | — | |
| 12 | 52.2 | 51.6 | 52.6 | 14.8 | 25.6 | 17.6 | 27.0 | 11.5 | 11.3 | 11.0 | 12.5 | 90 | 45 | 83 | C 0 | C 0 | C 0 | 8 | 10 | 0 | — | ● ch 2p, ≡ 5p |
| 13 | 52.3 | 54.3 | 53.8 | 14.4 | 19.4 | 17.6 | 23.5 | 11.5 | 11.7 | **15.3** | 13.0 | 96 | 91 | 87 | C 0 | C 0 | C 0 | 9 | 8 | 0 | 0.0 | ● 7a30-8a15, ●¹ |
| 14 | 53.2 | 50.8 | 51.2 | 16.0 | 27.4 | 18.0 | 28.5 | 13.0 | 13.3 | 13.7 | 13.7 | **98** | 51 | 89 | C 0 | S 2 | C 0 | 10 | 2 | 0 | 3.5 | |
| 15 | 52.0 | 50.5 | 50.7 | 15.0 | 30.0 | 19.2 | 31.0 | 11.5 | 11.2 | 12.1 | 13.6 | 88 | 38 | 82 | C 0 | S 2 | C 0 | 0 | 2 | 0 | — | ⌒¹ an |
| 16 | 51.2 | 49.8 | 51.5 | 15.6 | 30.8 | 21.0 | 31.0 | 11.5 | 9.9 | 10.5 | 13.6 | 75 | **32** | 73 | C 0 | S 2 | C 0 | 0 | 0 | 0 | — | ⌒¹ an |
| 17 | 51.9 | 50.7 | 51.8 | 16.2 | 30.2 | 21.4 | **33.0** | 11.5 | 10.5 | 12.6 | 12.2 | 76 | 39 | 66 | C 0 | S 2 | N 2 | 0 | 0 | 0 | — | |
| 18 | 52.2 | 49.9 | 49.9 | 15.8 | 29.7 | 19.2 | 32.0 | 15.5 | 10.5 | 9.8 | 11.7 | 79 | **32** | 71 | C 0 | SW 1 | C 0 | 0 | 0 | 0 | — | ⌒¹ an |
| 19 | 49.3 | 49.2 | 51.3 | 14.4 | 26.0 | 17.6 | 28.0 | 11.0 | 10.7 | 11.1 | 11.7 | 88 | 44 | 78 | C 0 | N 2 | NW 2 | 0 | 0 | 0 | — | |
| 20 | 50.4 | 53.1 | 52.5 | 14.8 | 17.8 | 12.8 | 21.5 | 12.5 | 10.3 | 11.3 | 10.3 | 82 | 75 | 93 | C 0 | S 1 | C 0 | 10 | 9 | 0 | — | ∞ 1 |
| 21 | 52.0 | 51.7 | 50.9 | 15.6 | 23.4 | 16.0 | 26.5 | 10.5 | 10.6 | 11.3 | 11.7 | 80 | 53 | 86 | S 1 | N 1 | C 0 | 10 | 0 | 0 | — | |
| 22 | 50.7 | 50.1 | 51.0 | 11.2 | 26.4 | 20.2 | 27.0 | 7.0 | 9.3 | 10.6 | 9.6 | 93 | 41 | 55 | C 0 | N 1 | S 1 | 0 | 0 | 0 | — | ⌒¹ an |
| 23 | 52.1 | 53.3 | 54.8 | 13.8 | 23.2 | 15.6 | 24.0 | 9.0 | 9.8 | 11.4 | 7.7 | 83 | 54 | 59 | C 0 | S 1 | S 1 | 0 | 9 | 0 | — | ⌒¹ an |
| 24 | 53.5 | 51.7 | 51.9 | 14.0 | 23.0 | 14.0 | 24.0 | 8.0 | 9,7 | 8.5 | 7.4 | 81 | 85 | 62 | C 0 | S 1 | C 0 | 0 | 3 | 0 | — | |
| 25 | 53.7 | 53.4 | **59.5** | 9.9 | 16.7 | 9.0 | 23.0 | 6.0 | 7.3 | 10.6 | 9.0 | 80 | 75 | **98** | N 1 | N 3 | C 0 | 8 | 10 | 2 | — | ●¹ 2p-5p50; ⌒ 5p |
| 26 | 58.8 | 55.9 | 55.2 | 8.4 | 19.8 | 12.2 | 20.0 | 5.0 | 7.8 | 8.4 | 7.6 | 95 | 49 | 72 | S 1 | S 3 | C 0 | 0 | 1 | 0 | **21.0** | ⌒² an |
| 27 | 54.2 | 53.0 | 52.2 | 7.9 | 19.6 | 10.6 | 20.5 | 4.5 | 7.8 | 9.1 | 8.7 | 97 | 54 | 91 | C 0 | SW 1 | C 0 | 0 | 8 | 0 | — | ⌒² an |
| 28 | 53.1 | 53.1 | 54.6 | 8.8 | 20.0 | 12.2 | 23.5 | 5.0 | 7.6 | 9.8 | 9.1 | 90 | 57 | 86 | C 0 | S 1 | C 0 | 0 | 2 | 6 | 2 | — ⌒¹ an |
| 29 | 55.2 | 53.7 | 55.2 | 10.0 | 20.3 | 12.4 | 22.5 | 6.5 | 7.7 | 6.2 | 6.5 | 83 | 35 | 60 | S 1 | S 3 | S 2 | 2 | 2 | 0 | 0 | — |
| 30 | 55.2 | 51.4 | 54.8 | 7.0 | 20.4 | 8.8 | 23.5 | **4.0** | 7.0 | 7.7 | **5.8** | 93 | 43 | 68 | S 1 | S 2 | C 0 | 0 | 2 | 0 | — | ⌒¹ an |
| 31 | 54.3 | 54.3 | 53.6 | 7.0 | 22.6 | 14.5 | 24.5 | **4.0** | 6.7 | 7.4 | 8.8 | 89 | 36 | 71 | C 0 | S 2 | C 0 | 0 | 2 | 0 | — | ⌒¹ an |
| Pro. Mit. | 52.1 | 51.3 | 52.0 | 13.8 | 24.6 | 16.8 | 27.0 | 10.2 | 10.1 | 10.9 | 10.6 | 85 | 50 | 74 | 0.3 | 1.5 | 0.5 | 3.2 | 3.0 | 0.7 | 24.5 | |

**PUNTA CARRANZA** (H = 30 m) **MARZO 1912** φ = 35° 36′ S λ = 72° 38′ $C_g$ =

| | | | | | | | | | | | | | | | | | | | | | | |
|---|---|---|---|---|---|---|---|---|---|---|---|---|---|---|---|---|---|---|---|---|---|---|
| 1 | 52.8 | **51.8** | 52.1 | 16.2 | 19.0 | 14.2 | 19.5 | 10.2 | 10.3 | 14.7 | 10.4 | 75 | 90 | 87 | S 3 | S 3 | N 2 | 0 | 0 | 0 | — | |
| 2 | 52.4 | 54.6 | 55.6 | 14.2 | 15.6 | 15.0 | 15.7 | 12.3 | 11.2 | 11.5 | 11.3 | 94 | 87 | 89 | N 4 | N 5 | N 4 | 10 | 10 | 10 | — | |
| 3 | 56.7 | 56.6 | 55.5 | 16.4 | 19.0 | 15.2 | 19.3 | 12.5 | 11.3 | 12.0 | 10.6 | 81 | 74 | 83 | N 1 | N 1 | SW 2 | 10 | 4 | 2 | — | |
| 4 | 55.7 | 57.4 | 56.5 | 16.0 | 15.4 | 12.4 | 19.2 | 11.5 | 11.5 | 11.0 | 10.5 | 85 | 85 | 98 | N 2 | SW 3 | SW 3 | 3 | 10 | 10 | — | ≡ 2p, ≡ 9p-MN |
| 5 | 55.4 | 56.1 | 55.2 | 12.2 | 15.2 | 12.4 | 15.3 | 10.5 | 10.3 | 11.2 | 10.2 | 98 | 87 | 95 | SW 2 | SW 1 | SW 3 | 10 | 10 | 10 | — | ≡² MN-6a, ≡ y ≡ |
| 6 | 54.5 | 56.1 | 56.7 | 12.2 | 13.6 | 14.0 | 14.7 | 10.0 | 10.3 | 10.5 | 10.8 | 98 | 92 | 92 | SW 1 | N 3 | C 0 | 10 | 10 | 10 | — | ≡² MN-6a, ≡ 6a-6p |
| 7 | 57.7 | 58.3 | 58.7 | 14.0 | 18.0 | 13.2 | 18.1 | 12.0 | 10.3 | 11.7 | 10.5 | 87 | 76 | 94 | SW 2 | SW 2 | SW 2 | 10 | 3 | 0 | — | ≡² MN-MN |
| 8 | 57.3 | 55.9 | 56.1 | 12.0 | 16.0 | 13.0 | 16.1 | 9.0 | 10.2 | 12.1 | 10.6 | 98 | 89 | 96 | NW 1 | NW 1 | N 3 | 10 | 10 | 10 | — | ≡² MN-3a, ≡² 1a |
| 9 | 55.7 | 55.6 | 54.8 | 14.0 | 16.6 | 15.2 | 16.8 | 11.7 | 10.6 | 11.7 | 12.3 | 90 | 83 | 96 | N 3 | NW 3 | NW 2 | 10 | 4 | 10 | — | ≡² MN-6a, ≡ 6p |
| 10 | 55.0 | 55.8 | 55.8 | 15.0 | 15.6 | 16.8 | 16.9 | 13.0 | 12.1 | 12.3 | 11.6 | 96 | 93 | 81 | NW 1 | NW 3 | NW 3 | 10 | 10 | 10 | — | ≡ 6a-3p |
| 11 | 56.1 | 56.9 | 56.9 | 16.8 | 16.4 | 15.4 | 17.8 | 13.0 | 11.6 | 12.1 | 11.9 | 81 | 87 | 91 | NW 3 | N 4 | N 2 | 9 | 10 | 0 | — | |
| 12 | 56.9 | 57.4 | 57.7 | 15.4 | 16.4 | 16.4 | 18.0 | 13.0 | 11.3 | 12.1 | 12.1 | 87 | 87 | 87 | N 1 | N 1 | SE 1 | 10 | 10 | 10 | — | ●⁰ ainterv. 1p10-9 |
| 13 | 58.7 | 58.8 | 59.0 | 16.4 | 18.4 | 15.2 | 19.2 | 13.0 | 11.8 | **15.1** | 12.6 | 85 | 96 | 98 | SW 2 | NW 1 | S 3 | 10 | 5 | 10 | 8.6 | ≡¹ MN-3a, ●⁰ 6a |
| 14 | 57.6 | 57.0 | 56.8 | 15.0 | 16.0 | 14.4 | 16.2 | 12.0 | 12.4 | 12.1 | 11.4 | 98 | 89 | 94 | SW 2 | SW 3 | SW 4 | 4 | 2 | 0 | **13.6** | cu de cord.-E1, |
| 15 | 55.9 | 55.5 | 56.1 | 17.4 | 17.8 | 15.0 | 18.5 | 11.5 | 11.2 | 10.7 | 11.6 | 76 | 70 | 91 | S 2 | S 3 | S 3 | 3 | 3 | 0 | — | ∞ SWam, SE-p; ci- |
| 16 | 55.1 | 55.8 | 57.0 | 19.4 | 16.8 | 15.0 | 19.7 | 12.5 | 12.0 | 11.9 | 11.3 | 72 | 83 | 89 | SW 1 | N 3 | N 3 | 0 | 0 | 0 | — | ∞ SW am, NEp |
| 17 | 56.8 | 57.0 | 57.8 | 17.0 | 18.0 | 14.4 | 20.0 | 13.0 | 13.0 | 13.8 | 11.7 | 90 | 90 | 96 | SW 2 | SW 2 | SW 2 | 8 | 10 | 10 | — | ≡ 6p15-9p |
| 18 | 57.0 | 55.8 | 55.8 | 14.0 | 15.2 | 15.0 | 16.0 | 11.0 | 11.1 | 11.2 | 11.6 | 94 | 87 | 91 | S 2 | SW 3 | SW 3 | 0 | 10 | 10 | — | ≡ 0a30-11a45 |
| 19 | 54.9 | 55.6 | 56.4 | 13.6 | 15.0 | 15.0 | 15.1 | 11.5 | 11.1 | 11.6 | 11.6 | 96 | 91 | 91 | N 2 | N 3 | C 0 | 10 | 10 | 10 | — | ≡ 9p-10p15 |
| 20 | 57.2 | 57.4 | 57.5 | 15.4 | 18.2 | 15.2 | 19.1 | 12.5 | 11.0 | 12.2 | 11.7 | 85 | 78 | 91 | SW 1 | S 2 | S 3 | 10 | 2 | 0 | — | ≡ 3a-10a30 |
| 21 | 57.1 | 57.0 | 56.3 | 16.6 | 17.0 | 15.0 | 19.1 | 12.0 | 11.7 | 10.9 | 11.3 | 83 | 76 | 89 | S 2 | S 4 | S 6 | 5 | 0 | 0 | — | |
| 22 | 55.7 | 55.9 | 56.1 | 15.0 | 16.6 | 15.2 | 17.0 | 11.5 | 11.0 | 12.0 | 11.5 | 87 | 85 | 89 | SW 2 | S 3 | S 3 | 0 | 9 | 8 | — | ∞ W-am |
| 23 | 57.0 | 59.4 | 59.8 | 13.6 | 20.0 | 15.0 | **20.1** | 10.5 | 10.3 | 13.5 | 11.3 | 89 | 78 | 89 | N 2 | SW 2 | SSW 3 | 8 | 5 | 0 | — | cu de cord. SE 2 |
| 24 | 57.6 | 57.6 | 57.2 | 13.6 | 16.8 | 13.0 | 17.5 | 10.7 | 9.0 | 8.3 | 9.8 | 78 | **59** | 89 | S 2 | SW 5 | S 2 | 0 | 3 | 0 | — | |
| 25 | 57.8 | 59.5 | **63.8** | 13.8 | 14.6 | 11.4 | 14.7 | 9.0 | 9.4 | 9.1 | 9.3 | 80 | 74 | 93 | NE 4 | SSW 5 | SE 2 | 10 | 10 | 0 | — | ●¹ 10a-0p45 |
| 26 | **63.8** | 60.9 | 60.2 | 12.8 | 14.8 | 13.6 | 15.5 | 8.0 | 8.0 | 9.3 | 9.5 | 73 | 74 | 82 | WSW 2 | SSW 6 | SSW 8 | 0 | 0 | 0 | 9.3 | |
| 27 | 59.1 | 58.7 | 58.4 | 10.6 | 16.0 | 11.8 | 17.2 | 8.8 | 7.4 | 12.4 | 8.3 | 77 | 91 | 81 | SSW 4 | SW 3 | E 3 | 0 | 10 | 0 | — | |
| 28 | 57.4 | 57.5 | 59.1 | 15.4 | 18.0 | 13.4 | 19.0 | 10.0 | 11.3 | 12.6 | 9.6 | 87 | 82 | 85 | NE 2 | SSW 4 | SSW 6 | 2 | 2 | 0 | — | |
| 29 | 60.1 | 59.3 | 59.8 | 12.8 | 14.0 | 12.4 | 15.3 | 8.5 | **6.5** | 10.6 | 10.0 | **59** | 90 | 94 | SSW 3 | SSW 7 | SSW 8 | 0 | 0 | 0 | — | |
| 30 | 59.7 | 59.9 | 60.2 | 12.2 | 13.6 | 12.8 | 14.0 | **6.8** | 6.6 | 8.5 | 8.2 | 63 | 73 | 75 | SSW 6 | SSW 6 | SSW 6 | 0 | 0 | 0 | — | |
| 31 | 60.2 | 58.9 | 58.8 | 13.0 | 14.8 | 14.6 | 15.0 | 7.7 | 7.3 | 9.0 | 8.9 | 66 | 72 | 72 | SSW 3 | SSW 5 | SSW 6 | 0 | 0 | 0 | — | |
| Pro. Mit. | 56.9 | 57.1 | 57.3 | 14.6 | 16.4 | 14.2 | 17.3 | 10.9 | 10.4 | 11.5 | 10.8 | 84 | 83 | 89 | 2.2 | 3.2 | 3.3 | 5.5 | 5.5 | 4.1 | 31.5 | |

Barómetro reducido a 0°C y a gravedad normal.

Barometer reduciert auf 0°C und Norm

(1) an, ⌈ cercana 0p55, 2p al N y NE; ▭ violáceos. (2) ⌈ cercana NE-SW (rayos amarillos) 10a15-10a30; ≡ y ≡ 3a-MD; cu de cord. SE 2. (3) cord. NE 2.

(H = 100 m) **MARZO 1912** φ = 35° 25′ S λ = 71° 47′ W $h_a$ = 2.9 m

| a la p. p. ien Min. | Velocidad del viento Windgeschwindigkeit m/minuto 7a | 2p | 9p | km 9p-7a | 7a-2p | 2p-9p | 7a-7a | k/1h | Nubes (clase y dirección) Wolken (Art und Richtung) 7a | 2p | 9p | Agua caída Niederschlag mm 7a | 2p | 9p | Evaporación Verdunstung mm 7a | 2p | 9p | 7a-7a |
|---|---|---|---|---|---|---|---|---|---|---|---|---|---|---|---|---|---|---|
| 1.0 | 36 | 0 | 59 | 31.7 | 27.3 | 14.5 | 135.5 | 5.6 | | | | — | — | — | 1.0 | 1.3 | 1.8 | **5.3** |
| 1.0 | 36 | 0 | 59 | 23.0 | 37.8 | 76.1 | 64.8 | 2.7 | | | str S | — | — | — | 0.7 | 1.7 | 1.6 | 3.8 |
| 1.0 | 0 | 36 | 0 | 6.9 | 12.2 | 22.6 | 120.8 | 5.0 | a-str S | | str S | — | — | — | 0.6 | 2.4 | 1.0 | 3.9 |
| 1.5 | 0 | 83 | 0 | 14.0 | 18.9 | 17.8 | 48.8 | 2.0 | ci-cu N | ci-cu N | | — | — | — | 0.3 | 1.1 | 1.2 | 3.7 |
| 1.8 | 0 | 69 | 0 | 14.0 | 1.3 | 12.6 | 50.7 | 2.1 | | | | — | — | — | 0.3 | 1.2 | 1.6 | 2.6 |
| 1.5 | 0 | **345** | 175 | 0.1 | 32.4 | 46.6 | 14.0 | 0.6 | | ci-cu E | | — | — | — | 0.7 | 2.0 | 1.6 | 3.5 |
| 2.5 | 22 | 24 | 0 | 64.1 | 4.2 | 5.2 | **143.1** | **6.0** | a-str S | | | — | — | — | 0.1 | 0.5 | 1.4 | 3.7 |
| 3.0 | 0 | 12 | 157 | 0.2 | 10.3 | 12.3 | 9.6 | 0.4 | | | | — | — | — | 0.2 | 2.6 | 1.8 | 2.1 |
| 9.0 | 0 | 212 | 46 | 19.1 | 20.3 | 50.7 | 41.7 | 1.7 | | | | — | — | — | 0.4 | 1.2 | 1.8 | 4.8 |
| 0.5 | 157 | 212 | 0 | 7.5 | 71.6 | 43.1 | 78.5 | 3.3 | fr-cu S | fr-cu S | | — | — | — | 0.3 | 3.0 | 1.1 | 3.3 |
| 4.5 | 23 | 138 | 0 | 0.7 | 15.2 | 6.2 | 115.4 | 4.8 | a-str N | a-str N | | — | — | — | 0.4 | 1.5 | 0.8 | 4.5 |
| 0.5 | 0 | 28 | 0 | 24.2 | 14.2 | 8.3 | 45.6 | 1.9 | a-str SE | a-str S | | — | 0.0 | — | 0.2 | 0.9 | 0.6 | 2.5 |
| 7.5 | 0 | 0 | 0 | 9.8 | 15.1 | 7.5 | 32.3 | 1.3 | fr-cu N | fr-cu N | | — | — | — | 0.2 | 0.3 | 0.3 | 1.7 |
| 3.0 | 0 | 138 | 0 | 0.0 | 14.2 | 16.3 | 22.6 | 0.9 | a-str N | cu-ca E | | 3.5 | — | — | 0.1 | 0.6 | 0.8 | **0.7** |
| 1.0 | 0 | 148 | 0 | 0.1 | 28.0 | 4.0 | 30.6 | 1.3 | | ci-cu S | | — | — | — | 0.2 | 1.0 | 1.2 | 1.6 |
| 0.5 | 0 | 120 | 0 | 0.1 | 10.2 | 14.8 | 32.1 | 1.3 | | | | — | — | — | 0.4 | 1.4 | 2.6 | 2.6 |
| 0.5 | 0 | 118 | 134 | 15.0 | 21.4 | 9.9 | 40.0 | 1.7 | | | | — | — | — | 0.4 | 1.0 | 1.8 | 4.4 |
| 0.5 | 0 | 42 | 0 | 25.2 | 12.3 | 7.4 | 56.5 | 2.4 | | | | — | — | — | 0.2 | 1.2 | 1.2 | 3.0 |
| 0.0 | 0 | 136 | 120 | 0.1 | 29.8 | 78.4 | 19.8 | 0.8 | | | | — | — | — | 0.2 | 1.0 | 1.6 | 2.6 |
| 1.5 | 0 | 42 | 0 | 11.6 | 2.9 | 3.9 | 119.8 | 5.0 | a-str SW | a-str SW | | — | — | — | 0.2 | 0.4 | 0.4 | 2.8 |
| 9.5 | 72 | 47 | 0 | 4.2 | 28.1 | 6.8 | 11.0 | 0.5 | a-str N | | | — | — | — | 0.2 | 1.0 | 0.7 | 1.0 |
| 6.5 | 0 | 33 | 92 | 1.3 | 3.5 | 3.1 | 36.2 | 1.5 | | | | — | — | — | 0.1 | 0.6 | 1.2 | 1.8 |
| 8.0 | 0 | 42 | 36 | 0.5 | 12.3 | 21.1 | **7.1** | **0.3** | | fr-cu S | | — | — | — | 0.4 | 0.6 | 0.8 | 2.2 |
| 7.0 | 0 | 28 | 0 | 0.7 | 23.7 | 21.2 | 34.1 | 1.4 | | ci-cu E | | — | — | — | 0.3 | 0.9 | 1.2 | 1.7 |
| 5.0 | 42 | 186 | 0 | 1.8 | 43.0 | 24.4 | 46.7 | 1.9 | ci-cu NW | cu-ni S | str S | — | — | — | 0.4 | 0.8 | 0.0 | 2.5 |
| 4.0 | 48 | 165 | 0 | 5.3 | 67.2 | 25.8 | 72.7 | 3.0 | | ci E | | — | — | 21.0 | 0.0 | 0.7 | 0.9 | 0.8 |
| 3.0 | 0 | 35 | 0 | 0.0 | 20.3 | 11.1 | 93.0 | 3.9 | | a-str N | | — | — | — | 0.1 | 0.5 | 0.5 | 1.7 |
| 4.5 | 0 | 42 | 0 | 0.1 | 12.1 | 16.9 | 31.5 | 1.3 | fr-cu NW | fr-cu NW | cu W | — | — | — | 0.1 | 1.0 | 0.6 | 1.1 |
| 5.0 | 83 | 203 | 118 | 11.2 | 66.6 | 21.3 | 40.2 | 1.7 | ci S | | | — | — | — | 0.3 | 1.2 | 1.3 | 1.9 |
| 2.5 | 36 | 157 | 0 | 43.1 | 27.7 | 29.8 | 131.0 | 5.5 | | ci E | | — | — | — | 0.3 | 0.9 | 1.1 | 2.8 |
| 2.5 | 0 | 121 | 0 | 19.0 | 23.7 | 50.4 | 76.5 | 3.2 | | ci E | | — | — | — | 0.2 | 0.8 | 1.8 | 2.2 |
| 9.0 | 18 | 96 | 32 | 11.4 | 23.5 | 22.3 | 58.1 | 2.4 | | | | 3.5 | 0.0 | 21.0 | 9.5 | 35.3 | 36.3 | 82.8 |

**A CARRANZA** (H = 30 m) **MARZO 1912** φ = 35° 36′ S λ = 72° 38′ S $h_a$ = —

| | | | | | | | | | | | | | | | | | | |
|---|---|---|---|---|---|---|---|---|---|---|---|---|---|---|---|---|---|---|
| | | | | | | | | | | | cu, ni | | | | | | | |
| | | | | | | | | | cu, ni | cu, ni | ci | | | | | | | |
| | | | | | | | | | cu, ni | ci-cu | ni | | | | | | | |
| | | | | | | | | | ci-str | cu, ni | ni | | | | | | | |
| | | | | | | | | | ni | cu, ni | cu, ni | | | | | | | |
| | | | | | | | | | cu, ni | cu, ni | | | | | | | | |
| | | | | | | | | | cu, ni | ci-cu | cu, ni | | | | | | | |
| | | | | | | | | | ni | ni | cu, ni | | | | | | | |
| | | | | | | | | | cu, ni | cu, ni | cu, ni | | | | | | | |
| | | | | | | | | | cu, ni | cu, ni | | | | | | | | |
| | | | | | | | | | str-cu | str-cu | | | | | | | | |
| | | | | | | | | | str-cu | cu, ni | cu, ni | | | | | | | |
| | | | | | | | | | cu, ni | ci-cu | ni | | | | | | | |
| | | | | | | | | | ni | | | | | | | | | |
| | | | | | | | | | ci-str | ci str | | | | | | | | |
| | | | | | | | | | cu, ni | cu, ni | cu, ni | | | | | | | |
| | | | | | | | | | | cu, ni | cu, ni | | | | | | | |
| | | | | | | | | | cu, ni | cu, ni | cu, ni | | | | | | | |
| | | | | | | | | | str-cu | ci-cu | | | | | | | | |
| | | | | | | | | | ci-cu | | | | | | | | | |
| | | | | | | | | | | cu, ni | cu, ni | | | | | | | |
| | | | | | | | | | ci-cu | ci-cu | | | | | | | | |
| | | | | | | | | | | ci-str | | | | | | | | |
| | | | | | | | | | cu, ni | cu, ni | | | | | | | | |
| | | | | | | | | | | cu, ni | | | | | | | | |
| | | | | | | | | | ci-str | ci str | | | | | | | | |

Las observaciones se efectuaron según hora oficial de Chile (75° de long.)

Alle Beobachtungen nach chilenischer Einheitszeit (75° Länge).

**PUNTA TUMBES** (H = 90 m) **MARZO 1912** φ = 36° 36′ S λ = 73° 06′ W $C_g$ =

| Dia / Tag | Barómetro Barometer 700 mm + | | | Temperatura del aire Lufttemperatur C° | | | | | Humedad absoluta Absolute Feuchtigkeit mm | | | Humedad relativa Relative Feuchtigkeit % | | | Dirección y fuerza del viento Richtung und Stärke des Windes 0—12 B | | | Nebulosidad Bewölkung 0—10 | | | Agua caída Niederschlag mm | Notas Bemerkungen |
|---|---|---|---|---|---|---|---|---|---|---|---|---|---|---|---|---|---|---|---|---|---|---|
| | 7a | 2p | 9p | 7a | 2p | 9p | Max. | Min. | 7a | 2p | 9p | 7a | 2p | 9p | 7a | 2p | 9p | 7a | 2p | 9p | 7a-7a | |
| 1 | 49.0 | **46.4** | 48.2 | 15.0 | 18.0 | 15.8 | 24.2 | 14.8 | 10.8 | 13.5 | 11.4 | 85 | 88 | 85 | S 1 | SW 4 | SW 3 | 0 | 0 | 0 | — | |
| 2 | 47.6 | 49.6 | 51.3 | 14.6 | 15.9 | 14.9 | 19.1 | 11.3 | 11.5 | 12.1 | 10.1 | 93 | 90 | 81 | E 1 | N 2 | N 2 | 10 | 4 | 10 | — | ≡ 7a30-11a30 |
| 3 | 51.9 | 51.2 | 51.0 | 15.0 | 16.5 | 15.9 | 17.0 | 13.3 | 11.7 | 11.8 | 12.0 | 92 | 84 | 89 | N 1 | N 1 | SW 1 | 10 | 10 | 6 | — | |
| 4 | 50.6 | 52.7 | 51.6 | 13.5 | 12.4 | 11.3 | 16.4 | 9.5 | 10.9 | 10.2 | 10.0 | 95 | 95 | **00** | C 0 | N 3 | N 2 | 9 | 10 | 10 | — | ≡ 6a40-MN |
| 5 | 50.0 | 50.3 | 50.6 | 11.0 | 12.0 | 12.0 | 12.8 | 10.0 | 9.7 | 9.9 | 9.9 | 99 | 96 | 96 | SW 2 | W 1 | W 1 | 10 | 10 | 10 | — | ≡ MN-MN |
| 6 | 49.7 | 51.0 | 52.1 | 11.6 | 13.4 | 13.0 | 14.9 | 9.3 | 9.9 | 10.7 | 10.5 | 98 | 94 | 95 | W 1 | NW 1 | N 1 | 10 | 10 | 10 | — | ≡ MN-MD |
| 7 | 53.2 | 53.7 | 53.7 | 13.0 | 14.6 | 12.8 | 16.8 | 11.4 | 10.2 | 10.7 | 10.8 | 93 | 87 | 98 | C 0 | W 4 | NE 1 | 10 | 0 | 10 | — | ≡ 8p30-MN |
| 8 | 51.8 | 51.2 | 51.7 | 11.7 | 16.6 | 15.1 | 22.0 | 11.7 | 9.8 | 12.6 | 12.2 | 96 | 90 | 96 | C 0 | SW 4 | NE 2 | 4 | 0 | 0 | — | ≡ MN-MN |
| 9 | 50.3 | 51.6 | 50.8 | 11.9 | 14.9 | 14.4 | 18.8 | 10.8 | 10.4 | 11.8 | 11.4 | **00** | 93 | 94 | C 0 | N 1 | N 1 | 10 | 10 | 10 | — | ≡ MN-4a |
| 10 | 49.9 | 51.2 | 51.3 | 14.0 | 16.6 | 14.9 | 16.6 | 10.0 | 11.0 | 13.2 | 12.3 | 91 | 94 | 98 | C 0 | N 1 | NE 2 | 10 | 10 | 6 | — | ≡ 1p40-7p |
| 11 | 51.3 | 51.5 | 52.3 | 16.0 | 16.9 | 15.1 | 18.9 | 8.5 | 12.5 | 13.0 | 12.7 | 92 | 91 | 99 | NE 2 | NE 3 | NE 4 | 10 | 9 | 10 | — | ≡ 6p10-9p30, 10p |
| 12 | 52.1 | 52.2 | 53.1 | 16.5 | 16.6 | 15.3 | 18.3 | 8.5 | 12.2 | 12.2 | 12.7 | 87 | 86 | 98 | NE 2 | NW 1 | C 0 | 10 | 10 | 0 | — | ≡ 2p30-MN |
| 13 | 53.4 | 54.0 | 54.6 | 14.8 | 15.2 | 15.5 | 19.0 | 12.3 | 12.5 | 12.6 | 12.8 | **00** | 98 | 98 | NE 1 | SW 2 | C 0 | 6 | 10 | 0 | — | ≡ MD-MN |
| 14 | 52.9 | 52.9 | 52.5 | 14.0 | 17.2 | 15.2 | 18.8 | 11.3 | 11.5 | 13.4 | 11.7 | 97 | 92 | 91 | SW 2 | SW 3 | SW 2 | 6 | 2 | 0 | — | ≡ MN-6a |
| 15 | 52.1 | 51.1 | 52.2 | 15.6 | 18.7 | 19.6 | 20.6 | 12.2 | 11.2 | 13.2 | 11.9 | 85 | 83 | **70** | SSW 1 | SW 3 | SW 1 | 1 | 6 | 0 | — | |
| 16 | 51.0 | 51.2 | 52.0 | 15.6 | 18.2 | 15.0 | 21.0 | 13.0 | 11.5 | 13.4 | 12.6 | 87 | 86 | 99 | SE 1 | SE 1 | NE 2 | 0 | 0 | 10 | — | ≡ 4p-MN |
| 17 | 53.0 | 52.9 | 53.1 | 13.5 | 15.1 | 15.3 | 17.5 | 12.0 | 11.2 | 12.2 | 11.8 | 98 | 96 | 91 | C 0 | C 0 | SW 2 | 10 | 8 | 0 | — | ≡ MN-3p10 |
| 18 | 52.5 | 50.3 | 50.8 | 14.0 | 16.0 | 14.0 | 17.0 | 12.4 | 10.6 | 12.2 | 11.6 | 90 | 90 | 98 | SW 2 | SW 3 | SW 3 | 0 | 0 | 0 | — | ≡ 10a50-11a |
| 19 | 49.1 | 50.2 | 51.4 | 13.0 | 14.8 | 14.5 | 14.9 | 10.7 | 10.2 | 12.3 | 12.0 | 93 | 98 | 98 | C 0 | SW 2 | W 1 | 10 | 10 | 10 | — | ≡ 2a45-7p |
| 20 | 52.6 | 53.4 | 53.3 | 15.0 | 18.8 | 16.2 | 19.8 | 12.4 | 11.3 | 13.6 | 12.2 | 89 | 85 | 89 | C 0 | SW 1 | S 1 | 10 | 10 | 0 | — | |
| 21 | 52.7 | 52.5 | 52.0 | 15.0 | 18.8 | 16.0 | 20.0 | 14.3 | 11.0 | 13.6 | 11.9 | 87 | 85 | 88 | SW 2 | SW 3 | SW 2 | 9 | 0 | 0 | — | |
| 22 | 51.2 | 51.1 | 51.4 | 15.8 | 18.6 | 16.0 | 19.7 | 14.0 | 12.2 | 13.4 | 10.7 | 91 | 84 | 79 | WSW 2 | SW 2 | SW 2 | 3 | 0 | 0 | — | |
| 23 | 51.8 | 54.0 | 56.1 | 19.0 | 17.3 | 14.9 | 19.7 | 13.0 | **16.0** | 13.5 | 10.9 | 98 | 92 | 87 | N 3 | SW 3 | SW 1 | 10 | 4 | 2 | — | |
| 24 | 54.0 | 52.6 | 53.1 | 15.3 | 17.6 | 14.2 | **24.8** | 11.2 | 9.8 | 11.4 | 8.9 | 76 | 76 | 74 | SW 1 | SW 3 | N 3 | 4 | 0 | 4 | — | |
| 25 | 51.8 | 55.0 | 59.3 | 12.8 | 14.6 | 13.0 | 18.5 | 11.7 | 10.8 | 11.0 | 8.6 | 98 | 89 | 77 | N 2 | SW 3 | SW 2 | 10 | 4 | 0 | 0.9 | ● 5a-MD |
| 26 | **60.6** | 57.4 | 56.2 | 11.0 | 15.8 | 12.4 | 17.8 | 9.4 | 8.2 | 10.1 | 8.7 | 83 | 76 | 82 | SE 3 | S 4 | SW 3 | 2 | 0 | 0 | **3.3** | |
| 27 | 54.3 | 53.6 | 53.5 | 11.8 | 18.0 | 12.8 | 18.2 | 11.0 | 8.1 | 11.4 | 10.8 | 78 | 75 | 98 | S 1 | NE 2 | NW 2 | 1 | 2 | 8 | — | ● p-n; fr-cu de co |
| 28 | 52.6 | 53.6 | 55.4 | 12.8 | 13.6 | 12.0 | 15.3 | 7.5 | 10.5 | 10.0 | 8.6 | 96 | 87 | 83 | C 0 | SW 1 | SW 1 | 9 | 9 | 0 | 3.0 | ● a |
| 29 | 56.2 | 56.2 | 56.7 | 10.0 | 15.3 | 11.9 | 15.9 | 8.0 | **6.8** | 10.6 | 8.0 | 74 | 82 | 77 | SE 1 | W 4 | SW 2 | 0 | 0 | 0 | 1.0 | |
| 30 | 56.1 | 55.6 | 56.0 | 8.8 | 14.9 | 12.0 | 15.0 | **7.0** | 7.3 | 9.6 | 8.0 | 87 | 76 | 76 | SW 1 | SW 2 | SW 3 | 0 | 0 | 2 | — | |
| 31 | 56.1 | 55.3 | 54.7 | 12.8 | 15.8 | 13.9 | 16.0 | 8.9 | 8.0 | 10.3 | 11.0 | 73 | 77 | 94 | SW 1 | SW 1 | C 0 | 1 | 1 | 2 | — | |
| **Pro. Mit.** | 52.3 | 52.4 | 53.0 | 13.7 | 16.1 | 14.4 | 18.2 | 11.0 | 10.6 | 11.9 | 10.9 | 90 | 88 | 90 | 1.1 | 2.2 | 1.7 | 6.3 | 4.8 | 3.9 | 8.2 | |

**CONCEPCION** (H = 15 m) **MARZO 1912** φ = 36° 50′ S λ = 73° 03′ W $C_g$ =

| | | | | | | | | | | | | | | | | | | | | | | |
|---|---|---|---|---|---|---|---|---|---|---|---|---|---|---|---|---|---|---|---|---|---|---|
| 1 | 56.4 | **52.2** | 53.1 | 15.8 | 36.5 | 19.2 | **36.8** | 9.8 | 9.1 | 6.4 | 10.6 | 68 | **14** | 64 | C 0 | S 3 | C 0 | 0 | 0 | 0 | — | |
| 2 | 53.8 | 55.9 | 57.4 | 15.2 | 19.2 | 16.8 | 21.5 | 12.0 | 10.6 | 11.7 | 11.8 | 82 | 71 | 83 | C 0 | N 6 | C 0 | 0 | 10 | 3 | — | |
| 3 | 58.7 | 58.9 | 57.7 | 16.5 | 18.0 | 15.0 | 18.6 | 13.0 | 12.0 | 11.2 | 10.2 | 86 | 73 | 80 | C 0 | W 3 | C 0 | 10 | 0 | 0 | — | |
| 4 | 58.0 | 58.8 | 57.5 | 15.0 | 20.2 | 11.8 | 22.4 | 11.0 | 11.7 | 12.3 | 9.4 | 92 | 70 | 91 | C 0 | WNW 2 | C 0 | 6 | 8 | 0 | — | ≡ am |
| 5 | 57.8 | 57.2 | 56.5 | 11.4 | 18.8 | 12.6 | 20.2 | 10.5 | 9.6 | 12.2 | 10.2 | 95 | 75 | 93 | C 0 | NW 2 | C 0 | 10 | 8 | 9 | — | ≡ am |
| 6 | 57.2 | 58.2 | 59.0 | 12.4 | 16.2 | 13.5 | 17.0 | 11.0 | 10.3 | 10.6 | 9.8 | 96 | 77 | 85 | C 0 | NNW 1 | C 0 | 10 | 10 | 10 | — | |
| 7 | 60.0 | 60.1 | 60.6 | 13.6 | 19.0 | 13.2 | 21.0 | 12.2 | 10.4 | 9.4 | 10.6 | 89 | 58 | 94 | C 0 | SW 2 | C 0 | 8 | 0 | 7 | — | |
| 8 | 59.6 | 57.1 | 58.5 | 11.8 | 27.0 | 12.2 | 29.0 | 10.2 | 9.6 | 11.2 | 9.7 | 93 | 42 | 91 | C 0 | SW 2 | SW 1 | 8 | 3 | 0 | — | |
| 9 | 57.6 | 57.2 | 57.3 | 12.2 | 19.0 | 15.0 | 19.0 | 10.4 | 9.9 | 11.8 | 11.4 | 93 | 72 | 90 | C 0 | N 2 | C 0 | 10 | 8 | 0 | — | |
| 10 | 57.4 | 58.0 | 58.0 | 14.6 | 19.4 | 15.8 | 19.8 | 13.5 | 11.1 | 11.1 | 12.3 | 90 | 66 | 92 | C 0 | N 3 | C 0 | 10 | 10 | 10 | — | |
| 11 | 58.6 | 58.8 | 58.8 | 16.6 | 19.2 | 16.8 | 21.0 | 12.5 | 11.9 | 10.6 | 12.1 | 85 | 64 | 85 | C 0 | N 2 | C 0 | 10 | 10 | 5 | — | ‖ 9a20 |
| 12 | 59.0 | 58.8 | 60.4 | 15.6 | 21.4 | 11.0 | 22.4 | 12.5 | 11.7 | 13.7 | 9.1 | 88 | 72 | 93 | N 1 | N 3 | C 0 | 10 | 10 | 2 | 0.1 | |
| 13 | 60.1 | 60.5 | 60.8 | 15.0 | 23.4 | 16.5 | 23.8 | 14.5 | 11.7 | **14.2** | 13.3 | 92 | 66 | 95 | C 0 | SW 2 | C 0 | 8 | 5 | 3 | — | |
| 14 | 60.2 | 58.2 | 59.1 | 14.4 | 23.6 | 15.5 | 24.8 | 13.6 | 11.7 | 12.6 | 12.5 | 96 | 58 | 95 | C 0 | S 2 | C 0 | 10 | 1 | 0 | — | ≡ am |
| 15 | 59.0 | 57.7 | 58.8 | 11.8 | 26.2 | 16.8 | 26.8 | 9.8 | **5.7** | 10.5 | 11.8 | 55 | 41 | 83 | C 0 | S 2 | C 0 | 3 | 3 | 0 | — | |
| 16 | 57.7 | 57.5 | 59.1 | 16.4 | 26.4 | 15.4 | 28.0 | 12.4 | 7.8 | 13.0 | 12.5 | 56 | 51 | 96 | C 0 | NNW 2 | C 0 | 0 | 0 | 10 | — | |
| 17 | 60.0 | 59.2 | 59.8 | 14.4 | 20.4 | 15.0 | 23.5 | 13.8 | 11.5 | 11.4 | 11.4 | 94 | 64 | 90 | C 0 | SW 2 | C 0 | 10 | 0 | 0 | — | ≡ am |
| 18 | 59.1 | 57.4 | 57.4 | 10.8 | 23.8 | 15.5 | 26.0 | 8.4 | 9.2 | 12.5 | 12.5 | 95 | 57 | 95 | C 0 | SSW 1 | C 0 | 0 | 0 | 0 | — | |
| 19 | 56.8 | 57.2 | 58.3 | 13.4 | 17.4 | 15.4 | 18.5 | 12.0 | 11.0 | 12.1 | 12.5 | 96 | 81 | 96 | C 0 | N 2 | C 0 | 10 | 10 | 10 | — | |
| 20 | 59.0 | 59.8 | 60.0 | 15.4 | 20.7 | 16.4 | 20.8 | 14.8 | 12.0 | 10.1 | 11.8 | 92 | 56 | 82 | C 0 | N 2 | C 0 | 10 | 10 | 0 | — | |
| 21 | 59.5 | 59.4 | 59.0 | 14.0 | 22.0 | 14.8 | 22.0 | 11.8 | 10.4 | 11.1 | 10.3 | 87 | 57 | 82 | C 0 | S 3 | C 0 | 6 | 0 | 0 | — | |
| 22 | 57.9 | 57.4 | 58.2 | 11.0 | 22.4 | 13.8 | 22.8 | 9.4 | 8.7 | 10.6 | 10.8 | 88 | 53 | 92 | S 1 | SSW 3 | C 0 | 0 | 0 | 0 | — | |
| 23 | 58.7 | 60.8 | 62.6 | 14.6 | 21.0 | 14.0 | 22.0 | 11.0 | 11.1 | 11.3 | 10.7 | 90 | 61 | 90 | C 0 | SSW 3 | C 0 | 10 | 8 | 1 | — | |
| 24 | 61.1 | 59.9 | 59.4 | 9.4 | 19.2 | 11.8 | 20.2 | 6.5 | 7.3 | 7.1 | 8.7 | 83 | 43 | 84 | C 0 | SW 4 | S 1 | 0 | 0 | 4 | — | |
| 25 | 59.4 | 61.5 | 65.5 | 13.4 | 15.8 | 11.8 | 19.8 | 11.6 | 10.7 | 9.5 | 8.3 | 94 | 71 | 80 | S 1 | S 1 | C 0 | 10 | 6 | 0 | 8.8 | ● mañ |
| 26 | **67.3** | 64.6 | 66.0 | 7.4 | 19.4 | 12.6 | 18.9 | 4.8 | 7.3 | 8.2 | 8.2 | 95 | 49 | 80 | C 0 | S 3 | S 1 | 4 | 0 | 0 | — | |
| 27 | 62.1 | 60.2 | 59.0 | 6.2 | 19.0 | 12.4 | 19.8 | 4.8 | 6.9 | 8.7 | 10.3 | **97** | 53 | 96 | C 0 | NW 4 | C 0 | 8 | 8 | 5 | — | ● n |
| 28 | 59.3 | 60.2 | 61.9 | 13.0 | 16.6 | 11.6 | 16.8 | 10.8 | 10.7 | 8.4 | 7.3 | 96 | 60 | 71 | N 1 | SW 4 | C 0 | 8 | 8 | 0 | 4.5 | |
| 29 | 63.7 | 57.3 | 57.5 | 6.2 | 19.4 | 11.0 | 20.0 | 5.0 | 5.9 | 8.2 | 6.3 | 84 | 49 | 64 | C 0 | S 3 | C 0 | 0 | 0 | 0 | — | |
| 30 | 63.4 | 62.3 | 62.9 | 4.4 | 18.6 | 12.8 | 19.0 | **3.2** | 5.9 | 7.2 | 7.6 | 94 | 45 | 68 | C 0 | S 2 | SW 3 | 0 | 0 | 4 | — | ◔ an |
| 31 | 63.1 | 61.5 | 61.3 | 6.8 | 19.0 | 13.8 | 21.0 | 4.2 | 6.6 | 9.4 | 10.3 | 89 | 58 | 87 | C 0 | S 2 | C 0 | 6 | 5 | 2 | — | |
| **Pro. Mit.** | 59.4 | 58.8 | 59.4 | 12.5 | 20.9 | 14.2 | 22.0 | 10.4 | 9.7 | 10.6 | 10.4 | 88 | 59 | 86 | 0.1 | 2.5 | 0.2 | 6.3 | 4.5 | 2.7 | 13.4 | |

Barómetro reducido a 0°C y a gravedad normal.

Barometer reduciert auf 0°C und N[illegible]

**A TUMBES** (H = 90 m) **MARZO 1912** φ = 36° 36′ S λ = 73° 06′ W $h_a$ = ---

| a la np. p. ien. Min. | Velocidad del viento m/minuto 7a | 2p | 9p | km 9p-7a | 7a-2p | 2p-9p | 7a-7a | k/1h | Nubes (clase y dirección) 7a | 2p | 9p | Agua caída mm 7a | 2p | 9p | Evaporación mm 7a | 2p | 9p | 7a-7a |
|---|---|---|---|---|---|---|---|---|---|---|---|---|---|---|---|---|---|---|
| | | | | | | | | | | | | — | — | — | | | | |
| | | | | | | | | | str | cu-ni | a-str | — | — | — | | | | |
| | | | | | | | | | a-str | a-cu | ci-str | — | — | — | | | | |
| | | | | | | | | | fr-str | str | fr-str | — | — | — | | | | |
| | | | | | | | | | fr-str | | fr-str | — | — | — | | | | |
| | | | | | | | | | fr-str | fr-str | ni | — | — | — | | | | |
| | | | | | | | | | str | ni | str | — | — | — | | | | |
| | | | | | | | | | ni | | | — | — | — | | | | |
| | | | | | | | | | str | a.str | str | — | — | — | | | | |
| | | | | | | | | | cu-ni | cu-ni | cu-ni | — | — | — | | | | |
| | | | | | | | | | str | a-cu | str | — | — | — | | | | |
| | | | | | | | | | a-cu | a-str | a-str | — | — | — | | | | |
| | | | | | | | | | str | str | | — | — | — | | | | |
| | | | | | | | | | str | str | | — | — | — | | | | |
| | | | | | | | | | str | str | | — | — | — | | | | |
| | | | | | | | | | ci | ci | ci | — | — | — | | | | |
| | | | | | | | | | | | str | — | — | — | | | | |
| | | | | | | | | | str | | str | — | — | — | | | | |
| | | | | | | | | | | | | — | — | — | | | | |
| | | | | | | | | | str | fr-ni | a-str | — | — | — | | | | |
| | | | | | | | | | a-str | a-str | | — | — | — | | | | |
| | | | | | | | | | cu | | | — | — | — | | | | |
| | | | | | | | | | fr-str-SW | | | — | — | — | | | | |
| | | | | | | | | | fr-ni | ci-cu | cu | — | — | — | | | | |
| | | | | | | | | | cu | | cu | — | — | — | | | | |
| | | | | | | | | | fr-cu | | | 0.9 | 3.3 | — | | | | |
| | | | | | | | | | str | | | — | — | — | | | | |
| | | | | | | | | | cu | ci-cu | fr-ni | — | — | 1.5 | | | | |
| | | | | | | | | | fr-ni-NW | a-cu | | 1.5 | 1.0 | — | | | | |
| | | | | | | | | | | | | — | — | — | | | | |
| | | | | | | | | | | | ci | — | — | — | | | | |
| | | | | | | | | | ci-cu | ci-cu | ci-cu | — | — | — | | | | |
| | | | | | | | | | | | | — | | | | | | |
| | | | | | | | | | | | | 2.4 | 4.3 | 1.5 | | | | |

**EPCION** (H = 15 m) **MARZO 1912** φ = 36° 50′ S λ = 73° 03′ W $h_a$ = 15 m

| | | | | | | | | | | | | | | | | | | |
|---|---|---|---|---|---|---|---|---|---|---|---|---|---|---|---|---|---|---|
| 0 | 185 | 0 | 18.5 | 54.9 | 40.6 | **167.1** | **7.0** | | | | — | — | — | 0.3 | 5.4 | 4.8 | 7.3 |
| 25 | **375** | 0 | 25.8 | 86.2 | 48.9 | 121.3 | 5.0 | | fr-cu | fr-cu | — | — | — | 0.2 | 1.2 | 3.5 | **10.4** |
| 0 | 200 | 0 | 5.9 | 21.0 | 13.4 | 141.0 | 5.9 | str | | | — | — | — | 0.1 | 1.0 | 3.0 | 4.8 |
| 0 | 125 | 20 | 5.5 | 36.2 | 26.8 | **39.9** | **1.7** | str | a-str | | — | — | — | 0.1 | 1.6 | 0.9 | 4.1 |
| 0 | 120 | 0 | 13.9 | 29.5 | 36.5 | 76.9 | 3.2 | str | str-cu | str-cu | — | — | — | 0.0 | 1.5 | 0.3 | 2.5 |
| 0 | 95 | 0 | 5.2 | 23.6 | 42.5 | 71.2 | 3.0 | str | str | str | — | — | — | 0.0 | 1.0 | 1.1 | 1.8 |
| 0 | 150 | 0 | 20.1 | 38.8 | 30.7 | 86.2 | 3.6 | str | | str | — | — | — | 0.1 | 1.9 | 1.1 | 2.2 |
| 0 | 150 | 70 | 7.6 | 39.8 | 32.6 | 77.1 | 3.2 | str | a-str | | — | — | — | 0.0 | 2.5 | 2.5 | 3.0 |
| 0 | 120 | 0 | 18.9 | 33.2 | 28.3 | 91.3 | 3.8 | str | a-str | | — | — | — | 0.1 | 1.3 | 1.3 | 5.1 |
| 0 | 200 | 0 | 17.8 | 47.8 | 30.0 | 79.3 | 3.3 | str | str | str | — | — | — | 0.0 | 1.2 | 0.1 | 2.6 |
| 25 | 150 | 0 | 9.9 | 72.8 | 41.3 | 87.7 | 3.7 | str | cu-ni | ni | — | — | — | 0.0 | 1.5 | 0.7 | 1.3 |
| 30 | 175 | 0 | 23.5 | 37.4 | 11.2 | 137.6 | 5.7 | str-cu | str-cu | str-cu | 0.1 | — | — | 0.1 | 1.4 | 0.9 | 2.3 |
| 0 | 120 | 0 | 5.5 | 21.4 | 35.0 | 54.1 | 2.3 | a-str | ci-cu | ci-cu | — | — | — | 0.1 | 1.5 | 1.7 | 2.4 |
| 0 | 100 | 0 | 9.6 | 43.5 | 27.0 | 66.0 | 2.8 | str | str | | — | — | — | 0.0 | 2.1 | 2.1 | 3.2 |
| 25 | 175 | 0 | 14.3 | 40.7 | 36.0 | 84.8 | 3.5 | a-str | a-tsr | | — | — | — | 0.1 | 2.5 | 2.4 | 4.3 |
| 0 | 145 | 0 | 13.3 | 41.9 | 34.6 | 90.0 | 3.8 | | | str | — | — | — | 0.1 | 3.4 | 1.3 | 5.0 |
| 0 | 120 | 0 | 12.2 | 21.2 | 15.8 | 88.7 | 3.7 | str | | | — | — | — | 0.0 | 1.2 | 1.3 | 5.1 |
| 0 | 75 | 0 | 20.0 | 46.5 | 39.8 | 57.0 | 2.4 | | | | — | — | — | 0.1 | 2.4 | 0.9 | 3.0 |
| 0 | 150 | 0 | 20.8 | 33.8 | 20.9 | 107.1 | 4.5 | ci-cu | ci-cu | str | — | — | — | 0.0 | 1.5 | 0.8 | 3.3 |
| 25 | 135 | 0 | 9.0 | 22.0 | 34.5 | 63.7 | 2.7 | str | str | | — | — | — | 0.1 | 1.0 | 1.3 | 2.4 |
| 0 | 200 | 0 | 1.5 | 10.7 | 23.7 | 58.0 | 2.4 | ci-cu | | | — | — | — | 0.1 | 2.7 | 1.4 | 2.4 |
| 30 | 200 | 0 | 8.4 | 41.4 | 68.5 | 42.8 | 1.8 | | | | — | — | — | 0.0 | 2.1 | 2.6 | 4.1 |
| 0 | 220 | 0 | 18.4 | 76.0 | 21.6 | 128.3 | 5.3 | ci-cu | ci-cu | ci-cu | — | — | — | 0.1 | 0.4 | 0.6 | 4.8 |
| 25 | 275 | 33 | 3.3 | 50.0 | 67.3 | 100.9 | 4.2 | | | ci-cu | — | — | — | 0.1 | 2.4 | 1.7 | **1.1** |
| 30 | 90 | 0 | 16.4 | 18.2 | 31.0 | 133.7 | 5.6 | ni | cu | | 8.8 | — | — | 0.0 | 0.1 | 1.3 | 4.1 |
| 25 | 175 | 35 | 12.1 | 38.2 | 35.0 | 61.3 | 2.6 | str | | | — | — | — | 0.1 | 1.9 | 1.8 | 1.5 |
| 0 | 250 | 0 | 13.9 | 25.2 | 43.7 | 87.1 | 3.6 | ci-cu | ci-str | ci-str | — | — | 4.5 | 0.1 | 0.4 | 1.1 | 3.8 |
| 30 | 250 | 0 | 10.3 | 44.1 | 39.4 | 79.2 | 3.3 | ci-cu | cu-ni | | — | — | — | 0.0 | 0.9 | 0.3 | 1.5 |
| 0 | 170 | 0 | 6.9 | 43.8 | 22.5 | 90.4 | 3.8 | | | | — | — | — | 0.1 | 2.4 | 1.6 | 1.3 |
| 0 | 120 | 170 | 11.1 | 41.2 | 44.8 | 77.4 | 3.2 | | | a-str | — | — | — | 0.1 | 2.4 | 2.1 | 4.1 |
| 0 | 140 | 0 | 26.5 | 44.7 | 30.0 | 112.5 | 4.7 | str-cu | str-cu | str-cu | — | — | — | 0.1 | 2.3 | 2.0 | 4.6 |
| 9 | 166 | 11 | 13.1 | 39.5 | 34.0 | 89.0 | 3.7 | | | | 8.9 | — | 4.5 | 2.3 | 55.1 | 49.3 | 109.4 |

Observaciones se efectuaron según hora oficial de Chile (75° de long.)

Alle Beobachtungen nach chilenischer Einheitszeit (75° Länge).

**CONTULMO** (H = 50 m) **MARZO 1912** φ = 38° 02′ S λ = 73° 12′ W $C_g$ =

| Dia / Tag | Barómetro Barometer 700 mm + | | | Temperatura del aire Lufttemperatur C° | | | | | Humedad absoluta Absolute Feuchtigkeit mm | | | Humedad relativa Relative Feuchtigkeit % | | | Dirección y fuerza del viento Richtung und Stärke des Windes 0—12 B | | | Nebulosidad Bewölkung 0—10 | | | Agua caída Niederschlag mm | Notas Bemerkungen |
|---|---|---|---|---|---|---|---|---|---|---|---|---|---|---|---|---|---|---|---|---|---|---|
| | 7a | 2p | 9p | 7a | 2p | 9p | Max. | Min. | 7a | 2p | 9p | 7a | 2p | 9p | 7a | 2p | 9p | 7a | 2p | 9p | 7a-7a | |
| 1 | 58.9 | 55.3 | 55.7 | 16.1 | 33.5 | 17.1 | 34.6 | 12.6 | 8.8 | 11.3 | 12.3 | 64 | 29 | 85 | S 3 | S 1 | S 1 | 0 | 0 | 0 | — | |
| 2 | 54.3 | **53.6** | 57.9 | 20.3 | 31.4 | 12.9 | 34.2 | 12.8 | 8.4 | 12.4 | 10.4 | 47 | 36 | 95 | S 5 | S 3 | S 1 | 0 | 0 | 0 | — | |
| 3 | 58.8 | 57.3 | 57.1 | 15.1 | 22.8 | 14.7 | 26.2 | 13.0 | 10.6 | 12.4 | 11.2 | 83 | 60 | 90 | S 1 | SW 3 | W 1 | 8 | 4 | 6 | — | |
| 4 | 56.2 | 56.9 | 57.8 | 11.6 | 24.8 | 11.3 | 25.0 | 11.0 | 9.9 | 12.5 | 9.6 | **98** | 54 | 97 | S 1 | S 3 | S 1 | 0 | 0 | 0 | — | |
| 5 | 56.8 | 55.4 | 56.0 | 10.8 | 25.3 | 11.8 | 26.2 | 10.0 | 9.0 | 11.4 | 9.2 | 97 | 48 | 90 | S 3 | NW 3 | W 1 | 10 | 0 | 10 | — | |
| 6 | 55.3 | 54.9 | 57.5 | 11.3 | 25.8 | 13.9 | 25.8 | 11.0 | 9.4 | 12.2 | 9.1 | 94 | 49 | 78 | SW 1 | SW 3 | W 1 | 10 | 2 | 10 | — | |
| 7 | 58.7 | 57.8 | 59.9 | 11.7 | 28.3 | 15.4 | 29.4 | 9.2 | 9.2 | 12.8 | 12.2 | 91 | 45 | 93 | SE 1 | SE 3 | SE 1 | 3 | 4 | 0 | — | |
| 8 | 58.5 | 56.6 | 56.8 | 16.8 | 32.7 | 14.7 | 33.4 | 10.8 | 10.3 | 10.1 | 11.2 | 73 | **27** | 90 | S 5 | S 1 | S 1 | 0 | 0 | 0 | — | |
| 9 | 55.9 | 54.7 | 55.4 | 18.4 | 31.9 | 14.3 | 33.2 | 13.0 | 8.7 | 10.4 | 9.8 | 55 | 30 | 82 | S 5 | S 3 | S 1 | 0 | 2 | 0 | — | |
| 10 | 54.6 | 55.2 | 56.7 | 11.9 | 25.0 | 12.9 | 28.0 | 10.4 | 9.5 | 13.2 | 10.4 | 93 | 56 | 95 | SW 1 | SW 1 | SW 1 | 8 | 10 | 0 | — | |
| 11 | 57.2 | 56.8 | 57.7 | 13.4 | 22.4 | 16.8 | 27.2 | 12.8 | 10.5 | 13.8 | 12.3 | 92 | 69 | 87 | SW 1 | SW 1 | SW 1 | 6 | 10 | 4 | — | |
| 12 | 57.2 | 57.7 | 58.4 | 14.0 | 21.8 | 15.1 | 25.4 | 12.0 | 11.1 | **14.3** | 12.2 | 94 | 74 | 96 | NW 1 | NW 1 | SW 1 | 9 | 10 | 0 | — | ● 7a5-10a20 |
| 13 | 58.7 | 58.8 | 60.4 | 16.6 | 23.4 | 17.3 | 27.6 | 10.4 | 12.9 | 14.0 | 13.0 | 92 | 65 | 89 | W 1 | W 1 | SW 1 | 8 | 10 | 10 | 1.5 | |
| 14 | 59.6 | 58.3 | 59.5 | 14.2 | 25.4 | 11.5 | 28.0 | 11.2 | 10.9 | 13.6 | 9.7 | 92 | 57 | 97 | S 1 | S 3 | S 1 | 0 | 0 | 0 | — | |
| 15 | 58.7 | 57.6 | 58.9 | 8.2 | 27.6 | 12.4 | 28.2 | 6.9 | 7.4 | 11.4 | 9.7 | 92 | 41 | 91 | S 1 | S 3 | S 1 | 0 | 4 | 0 | — | |
| 16 | 57.5 | 55.2 | 57.6 | 17.8 | 30.3 | 12.9 | **35.0** | 11.0 | 8.2 | 13.5 | 10.3 | 55 | 42 | 94 | SW 5 | NW 3 | W 1 | 0 | 0 | 0 | — | ; a causa del roc |
| 17 | 58.5 | 58.4 | 59.6 | 13.3 | 25.8 | 12.2 | 26.8 | 11.2 | 10.6 | 12.3 | 10.0 | 94 | 50 | 95 | SW 1 | SW 3 | SW 1 | 10 | 0 | 0 | — | |
| 18 | 59.0 | 56.6 | 56.8 | 11.4 | 28.2 | 12.1 | 28.8 | 8.9 | 9.3 | 14.1 | 9.3 | 93 | 50 | 89 | S 1 | SW 3 | SW 1 | 0 | 0 | 0 | — | |
| 19 | 54.8 | 53.9 | 56.2 | 12.2 | 28.1 | 16.4 | 29.8 | 11.0 | 9.8 | 14.0 | 12.1 | 94 | 50 | 87 | S 1 | W 3 | W 1 | 10 | 0 | 10 | — | |
| 20 | 57.2 | 58.3 | 59.0 | 15.4 | 18.8 | 15.3 | 20.6 | 15.0 | 11.3 | 11.7 | 11.1 | 87 | 72 | 86 | NW 1 | NW 3 | W 1 | 10 | 10 | 10 | — | |
| 21 | 59.3 | 58.0 | 58.5 | 13.8 | 25.7 | 11.5 | 25.8 | 11.4 | 9.6 | 11.3 | 9.4 | 82 | 46 | 93 | S 1 | SW 4 | SW 2 | 4 | 0 | 0 | — | |
| 22 | 57.4 | 56.3 | 56.9 | 9.2 | 25.3 | 10.6 | 25.5 | 9.0 | 8.2 | 10.0 | 9.0 | 95 | 42 | 95 | S 1 | SW 3 | SW 1 | 0 | 0 | 0 | — | |
| 23 | 55.9 | 57.8 | 61.3 | 12.4 | 20.2 | 10.3 | 21.0 | 8.0 | 9.8 | 9.5 | 8.7 | 93 | 54 | 94 | SW 1 | W 6 | W 1 | 10 | 8 | 0 | 1.9 | ● 4a20-7a, 2p45-3 |
| 24 | 59.7 | 57.6 | 56.6 | 8.5 | 21.0 | 13.8 | 21.8 | 5.0 | 7.5 | 7.9 | 8.6 | 91 | 43 | 73 | W 1 | W 3 | W 1 | 6 | 4 | 8 | 1.3 | |
| 25 | 56.8 | 59.8 | 64.3 | 11.6 | 17.1 | 8.9 | 19.5 | 8.5 | 9.7 | 7.0 | 8.0 | 96 | 48 | 95 | W 1 | S 5 | S 1 | 9 | 4 | 4 | **27.6** | ●² 0a45-7a; ⌒ (d |
| 26 | **65.9** | 63.4 | 62.1 | 9.0 | 20.2 | 7.1 | 21.0 | 6.0 | 8.1 | 9.0 | 7.2 | 95 | 51 | 96 | S 1 | S 2 | S 1 | 6 | 4 | 0 | — | |
| 27 | 59.3 | 57.0 | 57.3 | 7.0 | 14.3 | 11.1 | 16.2 | 4.5 | 6.8 | 9.6 | 9.5 | 91 | 79 | 96 | W 1 | NW 3 | W 2 | 10 | 10 | 10 | — | ● 1p5-10p30 |
| 28 | 57.2 | 58.8 | 61.8 | 11.2 | 16.9 | 8.1 | 17.6 | 7.6 | 8.9 | 7.5 | 7.7 | 90 | 53 | 96 | NW 2 | W 3 | W 1 | 10 | 4 | 10 | 16.2 | ● 2a20-5a50, 7a-M |
| 29 | 62.9 | 62.4 | 63.1 | 3.7 | 17.5 | 6.4 | 19.8 | **3.6** | 5.6 | 7.6 | 5.7 | 93 | 52 | 79 | S 1 | S 3 | S 1 | 0 | 4 | 0 | 5.2 | [ a |
| 30 | 62.6 | 62.0 | 62.8 | 6.0 | 20.4 | 7.3 | 20.6 | 5.8 | **5.5** | 8.7 | 7.1 | 79 | 49 | 93 | S 3 | S 3 | S 1 | 0 | 3 | 0 | — | |
| 31 | 62.1 | 60.6 | 60.7 | 5.6 | 16.5 | 14.8 | 18.8 | 5.0 | 6.1 | 12.5 | 12.1 | 89 | 90 | 97 | S 2 | NW 2 | NW 1 | 6 | 10 | 10 | — | ≡ 1p20-MN; ⌓ |
| **Pro. Mit.** | 58.2 | 57.5 | 58.7 | 12.2 | 24.1 | 12.6 | 25.8 | 9.6 | 9.1 | 11.4 | 9.9 | 86 | 52 | 91 | 1.8 | 2.8 | 1.1 | 4.9 | 3.8 | 3.3 | 53.7 | |

**ISLA MOCHA (W)** (H = 20 m) **MARZO 1912** φ = 38° 21′ S λ = 73° 58′ W $C_g$ =

| | | | | | | | | | | | | | | | | | | | | | | |
|---|---|---|---|---|---|---|---|---|---|---|---|---|---|---|---|---|---|---|---|---|---|---|
| 1 | 60.5 | 59.4 | 58.2 | 13.6 | 15.2 | 14.1 | 16.0 | 11.0 | 10.8 | 10.4 | 9.2 | 94 | 81 | 77 | S 3 | S 2 | S 3 | 0 | 0 | 0 | — | |
| 2 | 56.9 | 55.8 | 59.1 | 14.1 | 15.1 | 13.6 | 16.6 | 11.9 | 9.2 | 10.8 | 10.7 | 77 | 85 | 93 | S 1 | SE 2 | S 1 | 0 | 0 | 0 | — | ≡² 9p10-MN |
| 3 | 59.6 | 60.0 | 59.4 | 13.7 | 15.2 | 13.0 | 18.0 | 10.0 | 11.0 | 11.2 | 8.7 | 95 | 87 | 78 | N 1 | N 1 | N 1 | 10 | 5 | 10 | — | ≡ MN-7a20; ≡ 9p |
| 4 | 59.1 | 59.7 | 59.8 | 11.1 | 13.1 | 12.6 | 14.3 | 10.0 | 8.5 | 8.6 | 9.1 | 86 | 77 | 85 | SE 1 | S 1 | S 1 | 10 | 10 | 10 | — | ≡ MN-10p40 |
| 5 | 57.8 | 58.2 | 58.0 | 12.7 | 15.0 | 14.2 | 15.4 | 9.9 | 10.0 | 11.6 | 11.2 | 92 | 91 | 94 | S 1 | S 1 | S 1 | 10 | 4 | 10 | — | ≡² MN-1p5 |
| 6 | 57.4 | 57.7 | 59.7 | 13.8 | 14.8 | 13.6 | 15.2 | 12.1 | 10.3 | 11.0 | 10.3 | 88 | 88 | 89 | S 1 | S 1 | S 1 | 0 | 10 | 10 | — | |
| 7 | 60.7 | 61.4 | 63.0 | 13.5 | 15.1 | 14.0 | 16.0 | 11.0 | 10.6 | 11.8 | 10.6 | 93 | 92 | 90 | NE 1 | S 1 | S 1 | 10 | 8 | 10 | — | |
| 8 | 60.8 | 60.2 | 60.1 | 14.0 | 16.0 | 16.4 | 17.0 | 12.0 | 9.2 | 9.4 | 7.8 | 78 | 69 | **56** | SE 1 | S 1 | S 1 | 5 | 5 | 2 | — | |
| 9 | 57.8 | 57.7 | 57.7 | 14.6 | 16.2 | 15.0 | 17.0 | 13.0 | 11.4 | 12.0 | 9.9 | 92 | 87 | 78 | S 1 | S 1 | S 2 | 0 | 2 | 0 | — | |
| 10 | **55.7** | 58.4 | 58.8 | 14.1 | 14.1 | 15.0 | 16.9 | 11.9 | 9.2 | 10.5 | 11.3 | 77 | 88 | 89 | S 1 | N 1 | N 1 | 10 | 10 | 10 | — | |
| 11 | 58.6 | 59.3 | 59.8 | 16.5 | 17.6 | 17.1 | **19.1** | 13.0 | 11.8 | 11.7 | 10.2 | 84 | 81 | 70 | ENE 1 | NNW 1 | N 1 | 10 | 10 | 10 | — | |
| 12 | 59.4 | 59.8 | 60.5 | 16.1 | 17.0 | 16.2 | 18.2 | 14.0 | 10.6 | 11.5 | 12.0 | 78 | 80 | 87 | NE 1 | NE 1 | NE 1 | 10 | 10 | 0 | — | |
| 13 | 61.2 | 61.8 | 63.1 | 15.6 | 17.2 | 16.0 | 18.0 | 14.0 | 10.9 | **14.1** | 10.7 | 83 | 97 | 79 | SSE 1 | SW 1 | SW 1 | 10 | 10 | 10 | **13.3** | ●² 2a50-6a45 |
| 14 | 62.4 | 62.0 | 62.6 | 13.9 | 15.1 | 14.2 | 16.3 | 11.9 | 10.5 | 11.9 | 10.6 | 90 | 93 | 88 | S 1 | S 2 | S 2 | 10 | 10 | 0 | — | ≡ 7a-5p10 |
| 15 | 61.4 | 61.8 | 62.2 | 13.7 | 14.2 | 14.0 | 16.0 | 12.0 | 10.7 | 10.7 | 9.2 | 93 | 90 | 78 | SSE 1 | SSE 2 | S 2 | 2 | 10 | 10 | — | |
| 16 | 59.4 | 58.8 | 60.4 | 14.1 | 16.1 | 15.0 | 16.8 | 11.8 | 9.2 | 10.6 | 11.2 | 77 | 78 | 88 | SE 2 | SE 2 | S 2 | 0 | 0 | 0 | — | |
| 17 | 61.3 | 61.7 | 62.3 | 14.2 | 15.3 | 15.1 | 16.0 | 13.0 | 11.2 | 11.6 | 10.0 | 94 | 89 | 78 | S 2 | S 2 | S 2 | 10 | 0 | 10 | — | ≡ 9p20-MN |
| 18 | 61.8 | 60.3 | 59.3 | 14.0 | 15.0 | 14.8 | 16.3 | 12.7 | 10.6 | 10.1 | 11.4 | 90 | 80 | 91 | S 2 | S 2 | S 2 | 10 | 5 | 10 | — | ≡ MN-MD |
| 19 | 56.4 | 56.8 | 57.7 | 15.0 | 16.2 | 15.1 | 17.1 | 12.0 | 11.3 | 12.0 | 10.0 | 89 | 87 | 78 | S 1 | N 1 | NE 2 | 0 | 0 | 10 | — | |
| 20 | 59.2 | 60.6 | 61.6 | 14.1 | 16.0 | 15.0 | 16.2 | 12.8 | 10.5 | 10.7 | 11.0 | 88 | 79 | 87 | N 1 | N 1 | N 1 | 10 | 10 | 10 | — | |
| 21 | 61.0 | 61.2 | 61.1 | 14.6 | 16.0 | 15.1 | 16.3 | 12.0 | 10.6 | 11.1 | 11.2 | 88 | 82 | 88 | S 1 | S 1 | S 1 | 2 | 0 | 10 | — | ≡ 8p15-MN |
| 22 | 59.3 | 59.1 | 58.1 | 14.1 | 15.1 | 14.0 | 16.2 | 10.8 | 9.3 | 9.9 | 7.8 | 78 | 77 | 66 | S 1 | S 1 | S 1 | 10 | 5 | 10 | 0.6 | ≡ MN-5a50 |
| 23 | 57.4 | 60.1 | 63.4 | 14.2 | 15.5 | 14.1 | 17.0 | 11.0 | 10.4 | 10.5 | 9.2 | 87 | 80 | 77 | S 1 | W 1 | SW 1 | 5 | 5 | 0 | — | ● ch 1p5 |
| 24 | 60.9 | 59.1 | 56.9 | 13.1 | 15.1 | 15.4 | 16.1 | 10.5 | 8.0 | 8.6 | 11.0 | 72 | 67 | 85 | NW 1 | W 1 | N 2 | 7 | 10 | 10 | 0.6 | ● 7p55-9p10, 11p |
| 25 | 58.6 | 61.8 | 66.5 | 14.0 | 14.0 | 13.1 | 16.0 | 11.0 | 9.2 | 9.0 | 8.5 | 78 | 76 | 76 | S 1 | W 1 | S 1 | 6 | 8 | 0 | 9.9 | ●¹ MN-5a10; ● c |
| 26 | **69.0** | 66.9 | 63.7 | 11.0 | 13.6 | 13.0 | 14.5 | 9.0 | 7.4 | 7.0 | 7.6 | 75 | 60 | 68 | SE 1 | SE 1 | S 1 | 10 | 0 | 0 | 1.3 | ● ch 1a-5a |
| 27 | 59.7 | 58.7 | 58.8 | 14.6 | 14.0 | 13.7 | 15.9 | 8.0 | 8.9 | 10.6 | 9.4 | 72 | 90 | 81 | N 1 | N 1 | W 1 | 10 | 8 | 10 | — | ●² 11a5-1p35, ● c |
| 28 | 58.5 | 60.7 | 63.2 | 11.0 | 13.6 | 10.2 | 14.0 | **7.8** | 7.4 | 7.0 | 9.0 | 75 | 60 | 97 | SE 1 | NW 1 | SW 1 | 10 | 10 | 10 | 5.7 | ● ch 2a, ●² 3a7-4 |
| 29 | 64.5 | 65.7 | 66.5 | 12.4 | 13.0 | 12.7 | 16.0 | 8.5 | 8.0 | 8.6 | 7.5 | 74 | 77 | 69 | S 1 | S 1 | S 2 | 10 | 5 | 5 | 1.6 | [8a, ●² ch 2p10. |
| 30 | 65.1 | 65.4 | 65.3 | 12.3 | 12.6 | 10.0 | 13.7 | 8.7 | **6.6** | 7.1 | 7.7 | 62 | 66 | 84 | SW 1 | S 1 | S 1 | 10 | 3 | 0 | — | |
| 31 | 63.2 | 62.4 | 62.5 | 12.0 | 15.0 | 14.0 | 16.0 | 10.0 | 8.4 | 12.4 | 9.9 | 82 | **98** | 84 | N 1 | N 1 | S 2 | 10 | 10 | 10 | — | ●² ch 11a35; ≡ 3p |
| **Pro. Mit.** | 60.1 | 60.4 | 60.9 | 13.7 | 15.1 | 14.2 | 16.3 | 11.2 | 9.7 | 10.5 | 9.8 | 83 | 82 | 82 | 1.2 | 1.2 | 1.4 | 7.0 | 5.9 | 6.4 | 33.0 | |

Barometro reducido a 0°C y a gravedad normal. Barometer reduciert auf 0°C und N

(1) boles hubo mucho humo i el fuego influenció en los termómetros e higrómetro.

**ELMO** (H = 50 m) **MARZO 1912** $\varphi = 38°\ 02'$ S $\lambda = 73°\ 12°$ W $h_a = —$

| a la p. p. ien. | Velocidad del viento Windgeschwindigkeit | | | | | | | | Nubes (clase y dirección) Wolken (Art und Richtung) | | | Agua caída Niederschlag | | | Evaporación Verdunstung | | | |
|---|---|---|---|---|---|---|---|---|---|---|---|---|---|---|---|---|---|---|
| | m/minuto | | | km | | | | | | | | mm | | | mm | | | |
| Min. | 7a | 2p | 9p | 9p-7a | 7a-2p | 2p-9p | 7a-7a | k/1h | 7a | 2p | 9p | 7a | 2p | 9p | 7a | 2p | 9p | 7a-7a |
| | | | | | | | | | | | | — | — | — | | | | |
| | | | | | | | | | | | | — | — | — | | | | |
| | | | | | | | | | fr-str S | fr-str S | a-cu W | — | — | — | | | | |
| | | | | | | | | | | | | — | — | — | | | | |
| | | | | | | | | | str | | str | — | — | — | | | | |
| | | | | | | | | | str | ci-cu SW | str | — | — | — | | | | |
| | | | | | | | | | str-cu SE | str SE | | — | — | — | | | | |
| | | | | | | | | | | | | — | — | — | | | | |
| | | | | | | | | | | str S | | — | — | — | | | | |
| | | | | | | | | | fr-str SE | fr-str SW | | — | — | — | | | | |
| | | | | | | | | | fr-str SW | fr-str SW | fr-str SW | — | — | — | | | | |
| | | | | | | | | | cu-ni NW | cu-ni NW | | — | 1.5 | — | | | | |
| | | | | | | | | | str-cu W | str-cu W | str-cu SW | — | — | — | | | | |
| | | | | | | | | | | | | — | — | — | | | | |
| | | | | | | | | | | fr-str | | — | — | — | | | | |
| | | | | | | | | | | | | — | — | — | | | | |
| | | | | | | | | | str | | | — | — | — | | | | |
| | | | | | | | | | | | | — | — | — | | | | |
| | | | | | | | | | str | | str | — | — | — | | | | |
| | | | | | | | | | fr-str NW | fr-str NW | fr-str W | — | — | — | | | | |
| | | | | | | | | | fr-str S | | | — | — | — | | | | |
| | | | | | | | | | | | | — | — | — | | | | |
| | | | | | | | | | ni SW | str-cu W | | 1.9 | — | 1.3 | | | | |
| | | | | | | | | | str-cu W | str-cu W | str-cu W | — | — | — | | | | |
| | | | | | | | | | fr-ni W, fr-str | a-cu S | a-cu S | 27.6 | — | — | | | | |
| | | | | | | | | | a-cu S | a-cu S | | — | — | — | | | | |
| | | | | | | | | | fr-str W | ni NW | ni W | — | 0.2 | 5.2 | | | | |
| | | | | | | | | | ni NW | a-cu W | ni W | 10.8 | 3.7 | 0.9 | | | | |
| | | | | | | | | | | a-cu S | | 0.6 | — | — | | | | |
| | | | | | | | | | | str S | | — | — | — | | | | |
| | | | | | | | | | str-cu S | ni NW | ni NW | — | 0.4 | 1.9 | | | | |
| | | | | | | | | | | | | 40.9 | 5.8 | 9.3 | | | | |

**MOCHA (W)** (H = 20 m) **MARZO 1912** $\varphi = 38°\ 21'$ S $\lambda = 73°\ 58'$ W $h_a = —$

| | | | | | | | | | | | | | | | | | | |
|---|---|---|---|---|---|---|---|---|---|---|---|---|---|---|---|---|---|---|
| | | | | | | | | | | | | — | — | — | | | | |
| | | | | | | | | | | | | — | — | — | | | | |
| | | | | | | | | | | cu | | — | — | — | | | | |
| | | | | | | | | | | | | — | — | — | | | | |
| | | | | | | | | | | cu | | — | — | — | | | | |
| | | | | | | | | | | | | — | — | — | | | | |
| | | | | | | | | | | cu-ni | | — | — | — | | | | |
| | | | | | | | | | ci | ci-cu | ci | — | — | — | | | | |
| | | | | | | | | | | ci N | | — | — | — | | | | |
| | | | | | | | | | | | | — | — | — | | | | |
| | | | | | | | | | | | | — | — | — | | | | |
| | | | | | | | | | | | | 13.3 | — | — | | | | |
| | | | | | | | | | | | | — | — | — | | | | |
| | | | | | | | | | cu-N | | | — | — | — | | | | |
| | | | | | | | | | | | | — | — | — | | | | |
| | | | | | | | | | | ci N | | — | — | — | | | | |
| | | | | | | | | | | | | — | — | — | | | | |
| | | | | | | | | | | | | — | — | — | | | | |
| | | | | | | | | | cu | cu | | — | — | 0.0 | | | | |
| | | | | | | | | | | cu E | | 0.6 | — | — | | | | |
| | | | | | | | | | cu S | | | — | 0.6 | — | | | | |
| | | | | | | | | | ni S | cu-ni E | | — | — | 0.5 | | | | |
| | | | | | | | | | cu N | | | 9.4 | 0.3 | — | | | | |
| | | | | | | | | | | cu S | | 1.0 | — | — | | | | |
| | | | | | | | | | | | | — | 3.2 | 0.2 | | | | |
| | | | | | | | | | | | | 2.3 | 0.0 | 1.6 | | | | |
| | | | | | | | | | | cu N | cu N | — | — | — | | | | |
| | | | | | | | | | | cu N | | — | — | — | | | | |
| | | | | | | | | | | | | — | 0.7 | 2.3 | | | | |
| | | | | | | | | | | | | 26.6 | 4.8 | 4.6 | | | | |

Las observaciones se efectuaron según hora oficial de Chile (75º de long.)

Alle Beobachtungen nach chilenischer Einheitszeit (75° Länge).

**VALDIVIA** (H = 15 m) **MARZO 1912** φ = 39° 48′ S λ = 73° 15′ W $C_g = \frac{-0}{-0}$

| Día Tag | Barómetro Barometer 700 mm + | | | Temperatura del aire Lufttemperatur C° | | | | | Humedad absoluta Absolute Feuchtigkeit mm | | | Humedad relativa Relative Feuchtikeit % | | | Dirección y fuerza del viento Richtung und Stärke des Windes 0—12 B | | | Nebulosidad Bewölkung 0—10 | | | Agua caída Niederschlag mm | Notas Bemerkung |
|---|---|---|---|---|---|---|---|---|---|---|---|---|---|---|---|---|---|---|---|---|---|---|
| | 7a | 2p | 9p | 7a | 2p | 9p | Max. | Min. | 7a | 2p | 9p | 7a | 2p | 9p | 7a | 2p | 9p | 7a | 2p | 9p | 7a-7a | |
| 1 | 63.1 | 60.1 | 60.6 | 14.7 | 24.9 | 18.8 | 25.4 | 11.6 | 9.5 | 9.1 | 9.2 | 76 | 39 | 57 | SE 2 | S 2 | S 2 | 1 | 0 | 0 | — | |
| 2 | 58.6 | 55.8 | 57.5 | 16.1 | 27.1 | 19.5 | 27.2 | 13.6 | 9.0 | 10.4 | 8.9 | 66 | 39 | 53 | SSE 2 | SSE 2 | SE 1 | 0 | 1 | 0 | — | ⌫ |
| 3 | 59.4 | 58.2 | 59.5 | 14.4 | 23.0 | 11.7 | 24.0 | 9.8 | 9.9 | 10.3 | 9.5 | 81 | 50 | 92 | C 0 | W 2 | SW 2 | 0 | 6 | 8 | — | ◺ am |
| 4 | 58.7 | 58.2 | 59.7 | 12.3 | 25.5 | 12.5 | 25.7 | 7.2 | 10.0 | 9.5 | 9.5 | 93 | 39 | 88 | NNE 1 | WSW 2 | C 0 | 0 | 0 | 0 | — | ◺ am |
| 5 | 58.5 | 55.9 | 56.8 | 12.9 | 26.9 | 13.7 | 27.5 | 8.0 | 9.8 | 8.9 | 10.5 | 88 | 34 | 89 | NNW 1 | W 2 | W 1 | 8 | 8 | 8 | — | ◺ am |
| 6 | 56.6 | 56.3 | 58.4 | 12.0 | 17.7 | 14.0 | 20.8 | 11.2 | 10.0 | 9.7 | 10.3 | 96 | 64 | 86 | C 0 | WNW 2 | W 1 | 10 | 9 | 7 | — | ◺, ≡ am-9a30; ▽ |
| 7 | 61.3 | 62.1 | 64.1 | 14.1 | 20.4 | 12.4 | 21.2 | 12.0 | 11.4 | 10.8 | 6.9 | 95 | 61 | 64 | C 0 | SSE 2 | E 2 | 9 | 8 | 7 | — | ≡ a |
| 8 | 63.1 | 60.6 | 60.2 | 11.2 | 26.8 | 18.4 | 27.0 | 8.0 | 8.3 | 8.3 | 9.7 | 83 | 32 | 62 | NNW 1 | SSW 2 | S 1 | 7 | 8 | 0 | 0.0 | ◺ am |
| 9 | 59.8 | 57.9 | 57.9 | 14.0 | 26.9 | 19.7 | 26.9 | 11.5 | 6.9 | 8.4 | 8.0 | 57 | 32 | 47 | N 1 | SSE 2 | SSE 2 | 1 | 8 | 3 | — | ⌫ de roces de bos |
| 10 | 57.7 | 56.2 | 58.1 | 12.2 | 27.9 | 15.0 | 27.9 | 10.6 | 7.8 | **5.2** | 8.7 | 73 | **19** | 69 | NNW 1 | SE 2 | C 0 | 9 | 7 | 3 | — | |
| 11 | 58.6 | 59.1 | 59.9 | 11.0 | 21.5 | 15.1 | 22.5 | 6.3 | 7.6 | 8.7 | 11.6 | 77 | 46 | 91 | NNW 1 | C 0 | C 0 | 9 | 10 | 10 | — | ◺ am, ≡ |
| 12 | 59.5 | 58.7 | 60.5 | 12.7 | 22.4 | 14.5 | 22.5 | 11.2 | 9.0 | 12.3 | 11.1 | 82 | 61 | 90 | C 0 | WSW 1 | C 0 | 10 | 9 | 4 | — | ≡ |
| 13 | 60.9 | 60.7 | 62.1 | 13.7 | 20.8 | 14.3 | 22.6 | 11.7 | 11.1 | 11.7 | 10.2 | 95 | 64 | 84 | C 0 | W 3 | W 2 | 10 | 7 | 2 | — | ◺ am, ≡ am-8a3( |
| 14 | 62.6 | 60.9 | 61.8 | 11.7 | 23.8 | 15.4 | 24.2 | 8.0 | 8.6 | 9.9 | 8.5 | 83 | 45 | 65 | SW 1 | W 1 | W 1 | 1 | 0 | 0 | — | ◺ am [ces ( |
| 15 | 61.8 | 60.9 | 62.3 | 12.4 | 22.8 | 16.0 | 23.2 | 8.5 | 9.1 | 9.6 | 9.3 | 85 | 47 | 69 | E 1 | SSE 1 | SE 1 | 2 | 8 | 0 | — | ◺ am, ≡ |
| 16 | 61.4 | 58.4 | 58.9 | 12.1 | 28.2 | 19.8 | 28.3 | 10.0 | 8.7 | 11.2 | 12.1 | 82 | 39 | 70 | NNW 2 | ESE 1 | SE 1 | 0 | 0 | 0 | — | ⌫ |
| 17 | 60.6 | 59.9 | 61.5 | 11.4 | 23.8 | 14.2 | 25.0 | 10.2 | 9.8 | 11.2 | 10.3 | 98 | 51 | 86 | C 0 | W 3 | C 0 | 10 | 1 | 0 | — | ◺ am, ≡ am-8a; |
| 18 | 62.4 | 60.3 | 60.2 | 14.8 | 23.3 | 17.4 | 24.3 | 13.5 | 10.8 | 11.2 | 10.2 | 86 | 52 | 69 | SE 1 | SE 2 | SE 3 | 8 | 0 | 0 | — | ◺ am, ≡ |
| 19 | 59.2 | 55.7 | 55.8 | 11.4 | 27.0 | 16.1 | **30.3** | 9.8 | 9.8 | **12.4** | 10.5 | 98 | 47 | 77 | N 1 | NW 1 | SW 1 | 10 | 0 | 0 | — | ◺ am, ≡ am-8a3( |
| 20 | 58.6 | 59.9 | 61.0 | 13.6 | 17.3 | 15.4 | 17.6 | 10.8 | 11.0 | 11.1 | 11.0 | 95 | 75 | 84 | C 0 | NNW 2 | C 0 | 10 | 10 | 10 | — | ‖ ⁰ 3p; ◺ am |
| 21 | 60.6 | 60.2 | 60.6 | 12.6 | 20.2 | 13.0 | 21.7 | 10.8 | 10.3 | 9.1 | 9.7 | 94 | 52 | 87 | C 0 | W 3 | C 0 | 10 | 1 | 0 | 0.0 | ≡ am-8a |
| 22 | 59.9 | 57.9 | 57.8 | 12.0 | 20.0 | 13.0 | 20.8 | 11.3 | 6.7 | 8.2 | 9.3 | 64 | 47 | 83 | SE 1 | WNW 3 | W 2 | 4 | 7 | 10 | — | ‖ 5p-n |
| 23 | 56.4 | 57.1 | 61.9 | 10.2 | 14.1 | 10.6 | 17.3 | 9.7 | 8.6 | 10.3 | 8.3 | 93 | 85 | 85 | C 0 | NW 2 | C 0 | 10 | 9 | 4 | 9.0 | ● ch; ≡ |
| 24 | 60.1 | 58.0 | **54.4** | 6.4 | 14.3 | 13.0 | 14.8 | 5.0 | 7.1 | 7.5 | 9.7 | **99** | 61 | 87 | C 0 | N 2 | NW 3 | 10 | 10 | 10 | 8.6 | ≡; ⟋ 8p |
| 25 | 57.3 | 60.6 | 65.4 | 11.4 | 15.3 | 8.5 | 17.6 | 8.4 | 8.9 | 7.9 | 7.2 | 89 | 61 | 86 | WNW 2 | W 2 | C 0 | 7 | 3 | 2 | **19.7** | ● ch n-7a45; ◠ 7 |
| 26 | **68.8** | 66.4 | 63.9 | 7.0 | 14.9 | 6.8 | 16.7 | 5.2 | 7.2 | 6.5 | 6.8 | 96 | 51 | 92 | C 0 | W 1 | C 0 | 10 | 8 | 2 | 0.5 | ◺, ≡ a y n |
| 27 | 56.7 | 56.7 | 56.5 | 10.1 | 13.1 | 11.6 | 16.2 | 5.5 | 7.2 | 9.5 | 7.5 | 78 | 84 | 73 | N 1 | W 2 | W 2 | 10 | 10 | 8 | — | ● ch a interv |
| 28 | 57.9 | 58.8 | 61.8 | 8.4 | 14.4 | 9.7 | 14.8 | 7.7 | 7.0 | 6.4 | 7.4 | 85 | 52 | 82 | C 0 | NW 2 | W 1 | 9 | 6 | 9 | 5.5 | ● ch a interv |
| 29 | 64.8 | 65.2 | 66.5 | 7.3 | 14.6 | 7.3 | 16.0 | 6.2 | 7.6 | 7.1 | 6.9 | **99** | 57 | 91 | C 0 | SSW 1 | C 0 | 10 | 8 | 1 | 4.8 | ● ch an; ≡ n-10a |
| 30 | 65.8 | 64.3 | 64.5 | 5.6 | 15.3 | 9.6 | 16.0 | **2.9** | 6.6 | 5.9 | 7.5 | 97 | 45 | 84 | C 0 | SE 1 | C 0 | 8 | 9 | 9 | — | ◺ |
| 31 | 62.3 | 60.2 | 61.9 | 8.4 | 13.0 | 10.6 | 15.3 | 8.2 | 7.6 | 10.8 | 8.9 | 92 | 97 | 93 | NW 1 | C 0 | C 0 | 10 | 10 | 2 | — | ‖ n-10a, ●¹ dura |
| Pro. Mit. | 60.4 | 59.4 | 60.1 | 11.6 | 20.9 | 13.8 | 22.0 | 9.2 | 8.8 | 9.3 | 9.2 | 86 | 53 | 79 | 0.7 | 1.7 | 0.9 | 6.9 | 5.8 | 3.8 | 48.1 | |

**PUERTO VARAS** (H = 55 m) **MARZO 1912** φ = 41° 17′ S λ = 72° 57′ W $C_g$

| | | | | | | | | | | | | | | | | | | | | | | |
|---|---|---|---|---|---|---|---|---|---|---|---|---|---|---|---|---|---|---|---|---|---|---|
| 1 | 60.5 | 58.3 | 58.3 | 13.3 | 19.1 | 13.8 | 19.2 | 11.4 | 10.1 | 9.4 | 9.2 | 89 | 58 | 81 | S 2 | SW 4 | SE 3 | 10 | 0 | 0 | — | |
| 2 | 56.3 | 54.4 | 54.2 | 11.6 | 18.6 | 15.2 | 19.5 | 10.1 | 10.0 | 12.0 | 10.8 | 98 | 75 | 84 | SE 3 | SE 4 | SE 4 | 10 | 0 | 3 | — | ≡² |
| 3 | 55.7 | 55.2 | 55.5 | 12.6 | 19.8 | 13.6 | 20.2 | 11.2 | 10.7 | 12.2 | 10.0 | 98 | 71 | 86 | SW 1 | SE 3 | SW 1 | 10 | 2 | 3 | 0.0 | ‖ |
| 4 | 55.5 | 55.4 | 55.6 | 11.1 | 18.5 | 15.5 | 19.4 | 8.9 | 9.8 | 11.4 | 11.2 | 99 | 72 | 85 | SW 2 | SW 3 | SW 3 | 10 | 0 | 0 | 0.0 | ‖ |
| 5 | 55.0 | 52.4 | 52.8 | 11.9 | 23.5 | 15.2 | **23.9** | 7.9 | 10.4 | 11.8 | 10.8 | 00 | 55 | 84 | SE 1 | SW 2 | C 0 | 10 | 7 | 5 | 0.0 | ◺ an |
| 6 | 52.1 | 51.5 | 53.8 | 11.4 | 19.9 | 15.2 | 20.0 | 8.5 | 9.7 | 12.4 | 11.6 | 97 | 72 | 90 | SW 1 | SW 2 | SW 1 | 10 | 10 | 10 | 0.0 | ‖ |
| 7 | 57.6 | 60.8 | 61.1 | 11.5 | 11.9 | 11.1 | 15.9 | 10.5 | 8.8 | 8.0 | 8.6 | 86 | 77 | 87 | SE 3 | SE 4 | SE 2 | 7 | 10 | 7 | 0.8 | ● ch |
| 8 | 59.5 | 58.6 | 57.7 | 12.6 | 20.6 | 12.9 | 22.4 | 7.0 | 9.7 | 10.5 | 8.4 | 89 | 58 | 76 | C 0 | SE 2 | SW 2 | 3 | 3 | 0 | — | ◺ an |
| 9 | 56.3 | 55.7 | 54.8 | 11.6 | 20.1 | 12.1 | 21.3 | 7.0 | 9.1 | 10.6 | 8.9 | 89 | 60 | 85 | SW 2 | SW 3 | C 0 | 4 | 4 | 0 | — | ◺ an, ≡² |
| 10 | 54.0 | 53.5 | 54.5 | 10.8 | 19.0 | 12.5 | 20.5 | 5.7 | 9.0 | 10.9 | 8.6 | 93 | 66 | 79 | SW 1 | SE 3 | C 0 | 10 | 4 | 0 | — | ◺ an, ≡ |
| 11 | 55.0 | 54.4 | 55.2 | 9.8 | 21.3 | 13.2 | 21.3 | 4.9 | 9.0 | 10.1 | 8.9 | 99 | **54** | 79 | SE 1 | SE 2 | SW 2 | 0 | 4 | 4 | — | ◺ an, ≡² |
| 12 | 55.6 | 54.6 | 55.8 | 12.1 | 18.2 | 15.7 | 21.8 | 6.5 | 9.4 | 13.0 | 10.6 | 89 | 84 | 79 | C 0 | C 0 | SW 2 | 5 | 6 | 10 | — | ◺ an |
| 13 | 56.7 | 56.5 | 58.2 | 13.6 | 19.9 | 13.6 | 22.0 | 12.2 | 9.3 | 11.9 | 8.5 | 80 | 69 | 73 | C 0 | SE 2 | SW 1 | 9 | 4 | 0 | 0.3 | ● ch |
| 14 | 59.0 | 58.4 | 58.4 | 12.6 | 18.0 | 11.6 | 18.1 | 9.4 | 9.9 | 11.6 | 9.3 | 91 | 76 | 91 | SW 1 | SE 3 | C 0 | 10 | 0 | 0 | — | |
| 15 | 58.5 | 57.9 | 58.5 | 11.8 | 15.0 | 12.0 | 16.0 | 10.0 | 9.5 | 9.9 | 9.1 | 92 | 78 | 87 | SW 2 | SE 2 | SE 2 | 10 | 4 | 0 | — | |
| 16 | 57.9 | 56.2 | 55.8 | 11.5 | 19.5 | 16.0 | 20.5 | 7.7 | 9.8 | 12.0 | 11.1 | 97 | 71 | 82 | SW 1 | SW 3 | S 1 | 10 | 0 | 0 | — | ≡ |
| 17 | 56.8 | 56.7 | 57.5 | 12.8 | 19.3 | 15.8 | 20.0 | 8.9 | 10.4 | **13.3** | 11.2 | 95 | 80 | 83 | W 1 | C 0 | C 0 | 10 | 3 | 3 | 0.0 | ‖ an |
| 18 | 59.1 | 58.2 | 57.9 | 13.6 | 14.5 | 12.7 | 19.9 | 8.7 | 11.1 | 11.3 | 10.5 | 96 | 92 | 96 | SE 2 | SE 3 | SE 1 | 10 | 10 | 3 | — | ≡ |
| 19 | 55.5 | 52.2 | 51.9 | 11.5 | 23.0 | 13.5 | 23.4 | 8.7 | 10.1 | 12.9 | 10.5 | 00 | 62 | 90 | SW 1 | SE 2 | C 0 | 10 | 0 | 0 | 0.0 | ‖ |
| 20 | 52.6 | 53.8 | 55.7 | 16.0 | 19.7 | 16.6 | 20.0 | 9.0 | 12.0 | 13.1 | 12.3 | 88 | 77 | 87 | N 2 | N 3 | C 0 | 0 | 6 | 10 | — | ◺ an |
| 21 | 56.6 | 55.9 | 56.7 | 12.2 | 18.3 | 14.4 | 18.9 | 9.4 | 10.6 | 12.3 | 11.5 | 00 | 78 | 94 | C 0 | C 0 | SW 1 | 10 | 9 | 10 | — | ‖ ; ≡² |
| 22 | 56.3 | 54.1 | 53.5 | 9.3 | 15.4 | 12.2 | 17.5 | 6.8 | 8.3 | 9.0 | 8.8 | 95 | 69 | 82 | SW 1 | SE 2 | SW 2 | 3 | 8 | 10 | 0.0 | ◺ an; ◠² 6p-6pō al |
| 23 | 50.2 | 50.4 | 55.6 | 13.0 | 11.8 | 7.8 | 14.8 | 7.6 | 9.7 | 9.1 | 7.8 | 87 | 88 | 99 | NW 3 | NW 1 | C 0 | 10 | 7 | 3 | — | ●¹ |
| 24 | 54.3 | 51.0 | **48.3** | 10.4 | 13.4 | 11.6 | 13.6 | 4.4 | 8.2 | 8.8 | 10.0 | 87 | 77 | 98 | NW 3 | NE 6 | N 5 | 8 | 10 | 10 | 13.7 | ●¹ |
| 25 | 52.2 | 55.5 | 59.8 | 7.9 | 13.4 | 9.0 | 15.0 | 5.0 | 8.0 | 9.5 | 7.8 | 00 | 83 | 91 | C 0 | SE 1 | SW 1 | 4 | 9 | 3 | **24.7** | ●¹ |
| 26 | **64.0** | 62.0 | 59.6 | 7.7 | 12.9 | 11.3 | 13.4 | 4.9 | 7.0 | 8.9 | 8.5 | 90 | 80 | 85 | C 0 | N 2 | NW 1 | 9 | 10 | 10 | 0.7 | |
| 27 | 49.7 | 50.5 | 50.6 | 11.4 | 12.5 | 10.0 | 12.9 | 9.9 | 8.3 | 9.2 | 8.2 | 82 | 85 | 89 | N 4 | C 0 | C 0 | 10 | 8 | 9 | — | ●¹; ◠¹ 4p |
| 28 | 52.4 | 52.4 | 53.8 | 8.2 | 10.4 | 10.6 | 11.7 | 3.5 | 7.5 | 8.1 | 7.6 | 92 | 86 | 79 | N 1 | NW 1 | N 1 | 3 | 7 | 9 | 11.3 | ●⁰; ◠⁰ 3pō |
| 29 | 60.2 | 61.3 | 62.0 | 8.3 | 12.5 | 9.9 | 13.1 | 6.4 | 7.7 | 7.9 | 7.8 | 94 | 73 | 86 | SE 1 | SE 2 | C 0 | 4 | 4 | 8 | 4.9 | ●⁰; cu de cord |
| 30 | 61.7 | 60.0 | 59.8 | 7.8 | 12.3 | 12.2 | 13.0 | **2.5** | **6.6** | 7.2 | 7.3 | 83 | 67 | 69 | C 0 | NW 2 | NW 2 | 10 | 9 | 10 | 1.1 | ◺ an |
| 31 | 56.1 | 54.3 | 56.8 | 10.5 | 12.3 | 10.6 | 12.7 | 10.0 | 8.9 | 10.1 | 8.4 | 94 | 94 | 88 | N 4 | N 1 | SW 1 | 10 | 10 | 2 | 1.5 | ●¹ |
| Pro. Mit. | 56.2 | 55.6 | 56.1 | 11.3 | 16.9 | 12.8 | 18.1 | 7.9 | 9.3 | 10.6 | 9.5 | 93 | 74 | 85 | 1.4 | 2.2 | 1.3 | 7.7 | 5.4 | 4.6 | 59.0 | |

Barómetro reducido a 0°C y a gravedad normal.

Barometer reduciert auf 0°C und Norm

**VIA** (H = 15 m) **MARZO 1912** φ = 39° 48′ S λ = 73° 15′ W $h_a$ = 4 m

| a la pp. p. den. | Velocidad del viento Windgeschwindigkeit | | | | | | | | Nubes (clase y dirección) Wolken (Art und Richtung) | | | Agua caída Niederschlag | | | Evaporación Verdunstung | | | |
|---|---|---|---|---|---|---|---|---|---|---|---|---|---|---|---|---|---|---|
| | m/minuto | | | km | | | | | | | | mm | | | mm | | | |
| Min. | 7a | 2p | 9p | 9p-7a | 7a-2p | 2p-9p | 7a-7a | k/1h | 7a | 2p | 9p | 7a | 2p | 9p | 7a | 2p | 9p | 7a-7a |
| 9.6 | 135 | 200 | 140 | 53.9 | 94.3 | 67.5 | 132.5 | 5.5 | cu S | | | — | — | — | 0.3 | 1.5 | 1.8 | 1.7 |
| 9.6 | 150 | 165 | 90 | 90.0 | 91.9 | 68.6 | **251.8** | **10.5** | | | | — | — | — | 1.2 | 1.8 | 1.6 | **4.5** |
| 8.4 | 0 | 170 | 115 | 15.4 | 40.1 | 59.6 | 175.9 | 7.3 | | | fr-cu W | — | — | — | 0.5 | 1.1 | 0.6 | 3.9 |
| 6.7 | 40 | 120 | 0 | 16.0 | 37.6 | 33.1 | 115.7 | 4.8 | | | | — | — | — | 0.1 | 1.1 | 1.2 | 1.8 |
| 6.5 | 40 | 230 | 70 | 5.8 | 44.0 | 49.8 | 76.5 | 3.2 | ci NNW | | ci-str W | — | — | — | 0.1 | 1.4 | 1.4 | 2.4 |
| 10.5 | 0 | 190 | 30 | 28.3 | 49.4 | 56.2 | 122.1 | 5.1 | | a-cu W | a-cu W | — | — | — | 0.2 | 0.6 | 0.4 | 3.9 |
| 11.5 | 0 | 200 | 205 | 7.6 | 56.6 | 73.7 | 113.2 | 4.7 | | | cu | — | 0.0 | — | 0.1 | 0.6 | 0.7 | 1.1 |
| 7.0 | 60 | 115 | 50 | 61.4 | 31.7 | 35.3 | 191.7 | 8.0 | ci WNW | ci-str SW | | — | — | — | 0.7 | 1.0 | 1.2 | 2.0 |
| 9.7 | 30 | 190 | 140 | 46.4 | 55.0 | 34.3 | 113.4 | 4.7 | ci | ci-str W | str-cu | — | — | — | 1.2 | 1.4 | 1.5 | 3.4 |
| 9.5 | 50 | 185 | 0 | 25.6 | 42.4 | 31.9 | 114.9 | 4.8 | ci str | ci | str-cu | — | — | — | 0.7 | 1.5 | 1.5 | 3.6 |
| 5.0 | 65 | 20 | 0 | 5.9 | 20.2 | 28.0 | 80.2 | 3.3 | ci-str | str | str | — | — | — | 0.2 | 0.7 | 0.7 | 3.2 |
| 10.0 | 0 | 55 | 0 | 7.1 | 17.6 | 40.8 | 55.3 | 2.3 | ci-str | ci-str | cu | — | — | — | 0.2 | 0.4 | 0.6 | 1.6 |
| 11.0 | 0 | 225 | 115 | 12.8 | 25.4 | 37.6 | 71.2 | 3.0 | | | str-cu | — | — | — | 0.1 | 0.7 | 0.6 | 1.1 |
| 6.8 | 65 | 110 | 80 | 9.2 | 33.7 | 22.8 | 72.2 | 3.0 | ci | | | — | — | — | 0.1 | 0.9 | 0.8 | 1.4 |
| 7.2 | 70 | 85 | 90 | 23.1 | 57.8 | 35.9 | 79.6 | 3.3 | ci E | ci-str | | — | — | — | 0.3 | 0.8 | 0.9 | 2.0 |
| 9.3 | 140 | 75 | 60 | 59.6 | 28.5 | 37.4 | 153.3 | 6.4 | | | | — | — | — | 0.5 | 0.9 | 1.8 | 2.2 |
| 9.2 | 0 | 260 | 0 | 15.2 | 34.4 | 32.4 | 81.1 | 3.4 | | cu | | — | — | — | 0.5 | 0.9 | 0.9 | 3.2 |
| 11.8 | 85 | 195 | **285** | 40.2 | 74.6 | 66.2 | 107.0 | 4.5 | str-cu S | | | — | — | — | 0.1 | 0.8 | 0.9 | 1.9 |
| 8.7 | 85 | 70 | 45 | 54.8 | 39.0 | 14.8 | 195.6 | 8.2 | str-cu NE | | | — | — | — | 0.6 | 0.7 | 0.8 | 2.3 |
| 9.8 | 0 | 130 | 0 | 8.0 | 25.8 | 14.1 | 61.8 | 2.6 | str-cu NE | cu ni N | cu-ni | — | — | 0.0 | 0.1 | 0.4 | 0.2 | 1.6 |
| 9.7 | 0 | 260 | 0 | 2.9 | 35.4 | 51.6 | **42.8** | **1.8** | | | | — | — | — | 0.1 | 0.8 | 0.8 | **0.7** |
| 10.7 | 90 | 275 | 130 | 41.2 | 48.1 | 34.8 | 128.2 | 5.4 | cu E | ci-cu W | ni | — | — | 1.1 | 0.3 | 1.1 | 0.5 | 1.9 |
| 9.2 | 25 | 220 | 15 | 19.0 | 69.1 | 63.2 | 101.9 | 4.2 | ni NW | ni W | cu-ni N | 7.9 | 7.2 | 1.4 | 0.1 | 0.5 | 0.4 | 1.7 |
| 3.8 | 0 | 215 | 235 | 12.4 | 47.8 | 68.2 | 144.7 | 6.0 | | fr-cu W | cu-ni N | — | 0.3 | 3.0 | 0.1 | 0.3 | 0.6 | 1.0 |
| 6.5 | 145 | 230 | 0 | 59.7 | 68.4 | 52.7 | 175.7 | 7.3 | ni W | cu W | fr-cu W | 16.4 | 0.5 | — | 0.2 | 0.8 | 0.6 | 1.1 |
| 3.8 | 0 | 45 | 0 | 2.8 | 14.4 | 35.1 | 123.9 | 5.2 | str-cu W | | ci | — | — | — | 0.1 | 0.4 | 0.6 | 1.5 |
| 4.0 | 80 | 155 | 170 | 30.8 | 76.4 | 42.6 | 80.3 | 3.3 | cu-ni N | ni W | ni W | — | 3.2 | 0.3 | 0.1 | 0.4 | 0.4 | 1.1 |
| 6.8 | 25 | 200 | 30 | 35.8 | 18.9 | 48.1 | 154.8 | 6.4 | cu-ni W | fr-ni W | ni W | 2.0 | 0.8 | 2.7 | 0.2 | 0.7 | 0.4 | 1.0 |
| 5.4 | 20 | 50 | 0 | 11.6 | 18.9 | 25.2 | 78.6 | 3.3 | | fr-ni SW | | 1.3 | — | — | 0.1 | 0.4 | 0.4 | 1.2 |
| 2.0 | 0 | 70 | 0 | 2.4 | 28.7 | 27.7 | 46.5 | 1.9 | ci-str | | a-cu W | — | — | — | 0.1 | 0.5 | 0.5 | 0.9 |
| 7.6 | 70 | 15 | 0 | 17.2 | 18.7 | 20.6 | 73.6 | 3.1 | ni | ni | a-cu | — | 3.8 | 3.4 | 0.1 | 0.1 | 0.1 | 1.1 |
| 8.0 | 47 | 152 | 68 | 26.5 | 43.4 | 42.3 | 113.4 | 4.7 | | | | 27.6 | 15.8 | 11.9 | 9.3 | 25.2 | 25.4 | 61.1 |

**TO VARAS** (H = 55 m) **MARZO 1912** φ = 41° 17′ S λ = 72° 57′ W $h_a$ = 6 m

| | | | | | | | | | | | | | | | | | | |
|---|---|---|---|---|---|---|---|---|---|---|---|---|---|---|---|---|---|---|
| 0.6 | 174 | 361 | 238 | 64.6 | 105.8 | 106.7 | 126.7 | 5.3 | str-cu S | | | — | — | — | 0.3 | 0.8 | 1.6 | 1.3 |
| 9.5 | 209 | 388 | 369 | 86 3 | 100.9 | 112.2 | **298.8** | **12.4** | str-cu S | | ci SE | — | — | — | 0.6 | 0.6 | 1.0 | **3.0** |
| 0.4 | 39 | 262 | 57 | 73.1 | 60.8 | 66.3 | 286.2 | 11.9 | str-cu S | ci W | ci-cu SW | 0.0 | 0.0 | — | 0.4 | 0.8 | 0.5 | 2.0 |
| 8.1 | 167 | 298 | 238 | 54.0 | 77.2 | 63.5 | 181.1 | 7.5 | str-cu SE | | | 0.0 | 0.0 | — | 0.1 | 1.0 | 0.8 | 1.4 |
| 7.4 | 72 | 190 | 24 | 45.6 | 30.3 | 43.0 | 186.3 | 7.8 | str-cu SW | ci-cu SW | ci-cu SW | — | — | — | 0.3 | 1.0 | 0.8 | 2.1 |
| 8.3 | 34 | 130 | 32 | 34.1 | 9.9 | 39.2 | 107.4 | 4.5 | str-cu SW | str-cu SW | str-cu | 0.0 | 0.0 | — | 0.1 | 0.4 | 0.8 | 1.9 |
| 0.4 | 284 | 312 | 127 | 83.0 | 119.0 | 96.4 | 132.1 | 5.5 | str-cu SW, ci-cu | str-cu SW | str-cu SW | 0.8 | — | — | 0.4 | 0.8 | 0.4 | 1.6 |
| 6.5 | 0 | 195 | 58 | 53.3 | 35.7 | 62.1 | 268.7 | 11.2 | ci SW [SW | ci-cu SW | | — | — | — | 0.2 | 1.0 | 1.2 | 1.4 |
| 5.7 | 100 | 271 | 0 | 25.0 | 57.7 | 43.0 | 122.8 | 5.1 | str-cu S, ci S | ci SW | | — | — | — | 0.2 | 1.1 | 0.6 | 2.4 |
| 5.1 | 72 | 246 | 6 | 26.5 | 71.1 | 57.3 | 127.2 | 5.3 | ci-str SW | ci-cu SW | | — | — | — | 0.0 | 1.1 | 0.9 | 1.7 |
| 4.3 | 66 | 122 | 100 | 33.6 | 35.8 | 35.7 | 162.0 | 6.8 | | ci SW | ci SW | — | — | — | 0.1 | 0.8 | 0.8 | 2.1 |
| 6.1 | 8 | 0 | 156 | 0.3 | 9.1 | 28.1 | 71.8 | 3.0 | ci-cu SW | ci SW | str-cu | — | — | — | 0.3 | 0.4 | 1.2 | 1.9 |
| 2.1 | 0 | 189 | 36 | 31.1 | 9.4 | 45.5 | 68.3 | 2.8 | str-cu SW | str-cu SW | | 0.3 | — | — | 0.4 | 0.8 | 0.8 | 2.0 |
| 9.0 | 37 | 256 | 0 | 57.0 | 62.9 | 56.3 | 111.9 | 4.7 | str-cu SW | | | — | — | — | 0.3 | 0.6 | 0.5 | 1.9 |
| 9.7 | 151 | 178 | 140 | 55.3 | 55.0 | 52.1 | 174.5 | 7.3 | str-cu SW | ci SE | | — | — | — | 0.0 | 0.5 | 0.7 | 1.1 |
| 7.3 | 39 | 243 | 86 | 30.4 | 47.6 | 49.1 | 137.5 | 5.7 | str-cu SW | | | — | — | — | 0.0 | 0.7 | 0.4 | 1.2 |
| 8.5 | 44 | 0 | 25 | 29.6 | 21.8 | 21.7 | 126.3 | 5.3 | str-cu S | ci-cu SW | str-cu SW | 0.0 | — | — | 0.2 | 0.4 | 0.4 | 1.3 |
| 8.0 | 130 | 264 | 37 | 67.0 | 81.4 | 60.9 | 110.5 | 4.6 | str-cu SE | str-cu S | str-cu S | — | — | — | 0.3 | 0.4 | 0.1 | 1.1 |
| 8.4 | 48 | 167 | 3 | 68.7 | 23.3 | 30.8 | 211.0 | 8.8 | str | | | 0.0 | — | — | 0.0 | 0.5 | 0.6 | **0.5** |
| 8.7 | 126 | 222 | 12 | 32.3 | 56.0 | 54.8 | 86.4 | 3.6 | | ci-cu NW | str-cu NW | — | — | — | 0.0 | 0.8 | 0.5 | 1.1 |
| 8.7 | 0 | 4 | 81 | 25.4 | 18.9 | 38.3 | 136.2 | 5.7 | | str-cu SW | str-cu | — | 0.0 | — | 0.2 | 0.8 | 0.3 | 1.5 |
| 6.2 | 44 | 170 | 101 | 68.2 | 139.9 | 21.8 | 125.4 | 5.2 | ci-cu W | ci-cu W | str-cu W | — | — | — | 0.5 | 0.8 | 0.4 | 1.6 |
| 6.2 | 225 | 96 | 0 | 65.2 | 73.9 | 25.0 | 226.9 | 9.5 | str-cu NW | str-cu NW, ci-cu | str-cu | — | 10.9 | 1.6 | 0.2 | 0.6 | 0.4 | 1.4 |
| 3.7 | 246 | **507** | 446 | 45.8 | 128.6 | 113.8 | 144.7 | 6.0 | str-cu NW | str-cu NW [NW | str-cu N | 1.2 | — | 11.8 | 0.2 | 0.4 | 0.4 | 1.2 |
| 4.6 | 0 | 96 | 78 | 38.8 | 18.9 | 39.7 | 281.2 | 11.7 | str-cu, ci-cu SW | str-cu SW | str-cu SW | 12.9 | 0.5 | 0.2 | 1.1 | 0.5 | 0.4 | 1.9 |
| 4.4 | 0 | 165 | 34 | 11.0 | 51.3 | 16.9 | 69.6 | 2.9 | str-cu SW | str-cu NW | str-cu NW | — | — | — | 0.2 | 0.8 | 0.8 | 1.1 |
| 9.0 | 333 | 24 | 0 | 93.2 | 49.4 | 0.1 | 161.4 | 6.7 | str-cu NW | str-cu NW | str-cu NW | — | 7.1 | 0.3 | 0.8 | 1.2 | 0.2 | 2.4 |
| 2.9 | 63 | 88 | 71 | 0.7 | 3.2 | 0.5 | 50.2 | 2.1 | str-cu NW, ci-cu S | str-cu SW, ci-cu S | str-cu W | 3.9 | 2.1 | 0.4 | 0.0 | 0.8 | 0.3 | 1.4 |
| 5.3 | | | | 3.5 | | | **7.2** | **0.3** | str-cu SE [W | ci-cu SW [W | ci-cu SW | 2.4 | 0.8 | 0.2 | 0.2 | 0.4 | 0.3 | 1.3 |
| 2.0 | 0 | 132 | 126 | | 8.0 | 15.0 | | | str-cu SW | str-cu SW | str-cu SW | 0.1 | — | — | 0.2 | 0.4 | 0.5 | 0.9 |
| 9.3 | 358 | 44 | 55 | 119.4 | 26.9 | 131.8 | 142.4 | 5.9 | ni N | ni | str-cu SW | 1.5 | 13.5 | 3.4 | 1.0 | 0.0 | 0.6 | 1.9 |
| 7.3 | 102 | 187 | 91 | 47.4 | 53.0 | 50.9 | 148.1 | 6.2 | | | | 23.1 | 34.9 | 17.9 | 8.8 | 21.2 | 18.6 | 49.6 |

servaciones se efectuaron según hora oficial de Chile (75° de long.)

Allen Beobachtungen nach chilenischer Einheitszeit (75° Länge)

**PUERTO MONTT** (H = 6 m) **MARZO 1912** φ = 41° 28′ S λ = 72° 55′ W $C_g$

| Día / Tag | Barómetro Barometer 700 mm + 7a | 2p | 9p | Temperatura del aire Lufttemperatur C° 7a | 2p | 9p | Max. | Min. | Humedad absoluta Absolute Feuchtigkeit mm 7a | 2p | 9p | Humedad relativa Relative Feuchtigkeit % 7a | 2p | 9p | Dirección y fuerza del viento Richtung und Stärke des Windes 0—12 B 7a | 2p | 9p | Nebulosidad Bewölkung 0—10 7a | 2p | 9p | Agua caída Niederschlag mm 7a-7a | Notas Bemerkungen |
|---|---|---|---|---|---|---|---|---|---|---|---|---|---|---|---|---|---|---|---|---|---|---|
| 1 | 65.2 | 63.3 | 63.9 | 14.0 | 18.6 | 14.4 | 18.9 | 13.2 | 9.6 | 11.1 | 9.0 | 81 | 70 | 74 | S 4 | S 4 | SW 5 | 10 | 0 | 0 | — | ⊿ am y n |
| 2 | 61.1 | 59.5 | 59.1 | 12.6 | 17.2 | 16.2 | 19.6 | 12.0 | 10.1 | 11.4 | 10.6 | 93 | 78 | 77 | SW 4 | SE 3 | S 3 | 10 | 0 | 0 | — | ≡ a, ⊿ n |
| 3 | 60.4 | 60.7 | 60.1 | 13.5 | 17.4 | 15.0 | 19.2 | 12.1 | 10.7 | 11.2 | 10.8 | 94 | 76 | 85 | S 2 | SE 2 | S 2 | 10 | 6 | 5 | — | ≡ a, ⊿ n |
| 4 | 60.2 | 60.8 | 60.6 | 12.0 | 16.3 | 11.5 | 18.3 | 11.4 | 9.8 | 10.5 | 9.4 | 95 | 76 | 93 | SW 2 | SE 2 | SW 1 | 10 | 5 | 0 | — | ≡ a, ⊿ n |
| 5 | 59.5 | 58.4 | 57.1 | 13.2 | 19.2 | 15.0 | 19.8 | 9.4 | 10.8 | 12.2 | 11.3 | **96** | 74 | 89 | C 0 | SE 2 | C 0 | 10 | 9 | 10 | — | ≡ a, ⊿ n |
| 6 | 57.2 | 56.4 | 58.8 | 13.0 | 18.9 | 16.0 | 19.8 | 10.1 | 9.8 | 11.8 | 12.1 | 89 | 73 | 89 | C 0 | SE 2 | C 0 | 10 | 10 | 10 | — | ● 8p-n; ⊿ am |
| 7 | 63.1 | 65.6 | 65.8 | 12.0 | 13.0 | 12.6 | 17.0 | 11.2 | 8.4 | 7.3 | 7.6 | 82 | 66 | 70 | S 5 | S 5 | S 6 | 9 | 10 | 4 | 1.7 | ⊿ am y n; ∞ 2 |
| 8 | 63.9 | 63.1 | 62.5 | 11.0 | 20.0 | 10.4 | 20.2 | 8.3 | 8.6 | 9.6 | 8.2 | 87 | **55** | 88 | C 0 | S 3 | SW 2 | 5 | 4 | 0 | — | ⊿ am y n |
| 9 | 61.3 | 60.2 | 60.8 | 9.0 | 20.0 | 10.0 | 20.6 | 7.4 | 7.5 | 11.4 | 8.0 | 88 | 66 | 87 | N 1 | SE 4 | W 1 | 3 | 9 | 0 | — | ⊿ am y n; ⊕ |
| 10 | 59.0 | 59.1 | 59.7 | 13.8 | 17.8 | 14.0 | 18.2 | 7.3 | 9.8 | 10.8 | 9.4 | 84 | 71 | 79 | S 3 | SE 2 | SW 2 | 10 | 4 | 0 | — | ⊿ am y n |
| 11 | 60.3 | 60.1 | 61.5 | 9.0 | 18.0 | 9.3 | 19.2 | 7.2 | 8.0 | 10.9 | 8.1 | 93 | 71 | 93 | NW 1 | S 2 | W 1 | 6 | 4 | 0 | — | ⊿ am y n |
| 12 | 61.2 | 59.5 | 60.7 | 10.3 | 18.9 | 14.1 | 20.0 | 6.4 | 8.7 | 10.9 | 9.4 | 94 | 67 | 79 | W 1 | SE 2 | W 1 | 7 | 8 | 8 | — | ⊿ am y n; ⊕ 2p |
| 13 | 61.5 | 61.6 | 63.5 | 14.3 | 20.0 | 13.0 | 21.1 | 12.0 | 9.8 | 11.1 | 9.2 | 82 | 64 | 83 | C 0 | SE 2 | C 0 | 9 | 7 | 0 | 0.8 | ● ch n; ⊿ am y n |
| 14 | 63.5 | 62.9 | 63.2 | 13.9 | 17.8 | 14.0 | 18.3 | 10.2 | 9.4 | 9.6 | 9.8 | 80 | 63 | 82 | S 4 | SE 3 | S 2 | 10 | 1 | 0 | — | ⊿ am y n |
| 15 | 63.3 | 62.6 | 63.3 | 12.7 | 16.3 | 13.2 | 17.6 | 12.2 | 9.1 | 9.2 | 9.9 | 85 | 66 | 88 | S 4 | SE 3 | S 1 | 10 | 8 | 0 | — | ⊿ am y n |
| 16 | 62.6 | 61.4 | 60.8 | 12.1 | 19.0 | 12.1 | 20.2 | 10.0 | 9.6 | 11.7 | 9.5 | 93 | 72 | 91 | S 2 | SE 2 | C 0 | 9 | 1 | 0 | – | ⊿ am y n |
| 17 | 61.5 | 61.6 | 62.8 | 14.0 | 21.0 | 15.2 | 21.1 | 9.2 | 10.6 | 12.3 | 11.2 | 90 | 67 | 87 | SW 1 | SE 2 | C 0 | 10 | 2 | 1 | — | ⊿ am y n |
| 18 | 63.7 | 63.3 | 62.3 | 14.5 | 15.0 | 14.3 | 15.9 | 12.2 | 10.9 | 10.9 | 11.2 | 90 | 86 | 93 | S 3 | S 5 | S 3 | 10 | 10 | 10 | — | 9a-11a; ⊿ n |
| 19 | 59.6 | 57.5 | 56.7 | 13.1 | 17.6 | 11.5 | 19.0 | 10.4 | 10.6 | 11.7 | 9.5 | 95 | 78 | 95 | C 0 | S 3 | C 0 | 10 | 7 | 0 | 0.2 | am; ⊿ n |
| 20 | 57.1 | 58.3 | 60.6 | 11.8 | 20.0 | 15.4 | 20.0 | 9.1 | 9.6 | **12.7** | 11.6 | 94 | 73 | 89 | NE 1 | N 2 | N 1 | 0 | 9 | 10 | — | 8p30-n; ⊿ am |
| 21 | 61.0 | 60.4 | 61.4 | 12.5 | 20.0 | 14.6 | **21.8** | 11.0 | 10.1 | 11.6 | 10.9 | 94 | 72 | 88 | C 0 | SE 2 | S 3 | 4 | 9 | 10 | 0.9 | ≡ corta 7p; ⊿ am |
| 22 | 61.0 | 58.3 | 58.3 | 12.0 | 15.8 | 12.5 | 17.2 | 11.1 | 8.7 | 9.5 | 8.1 | 84 | 71 | 76 | S 2 | S 2 | C 0 | 5 | 9 | 10 | 0.2 | ⊿ am y n |
| 23 | 55.0 | 54.9 | 55.7 | 13.2 | 13.0 | 10.2 | 15.8 | 9.5 | 9.5 | 9.7 | 8.1 | 85 | 88 | 87 | N 4 | N 2 | N 2 | 9 | 7 | 10 | — | ● 10a30-1p45, ● |
| 24 | 58.3 | 55.6 | **54.7** | 10.0 | 13.9 | 9.3 | 14.2 | 7.0 | 8.0 | 8.3 | 7.4 | 87 | 70 | 86 | N 4 | NW 6 | NW 3 | 10 | 9 | 10 | 13.8 | ● ch a, ● 3p5-n |
| 25 | 56.9 | 60.5 | 65.6 | 8.6 | 13.4 | 9.8 | 16.2 | 7.5 | 7.1 | 8.7 | 7.1 | 86 | 76 | 79 | NW 3 | W 2 | SW 2 | 2 | 9 | 5 | **31.1** | ● 8a45-n |
| 26 | **68.4** | 65.6 | 62.3 | 8.0 | 13.4 | 12.0 | 14.5 | 6.1 | 6.9 | 6.9 | 6.8 | 86 | 60 | 65 | C 0 | N 2 | N 2 | 10 | 10 | 10 | 6.8 | ⊿ am y n |
| 27 | 53.5 | 55.3 | 55.7 | 11.2 | 12.0 | 9.4 | 13.5 | 8.6 | 7.5 | 8.7 | 7.3 | 75 | 84 | 84 | NE 8 | NW 2 | NW 2 | 10 | 10 | 9 | 0.3 | ● am, ● ch 11a-n |
| 28 | 57.2 | 57.5 | 59.2 | 6.0 | 10.3 | 9.0 | 11.1 | 4.0 | **5.9** | 7.8 | 7.4 | 85 | 83 | 87 | NW 3 | NW 2 | NW 3 | 2 | 10 | 9 | 14.7 | ● ch a interv, △ |
| 29 | *64.5* | *66.2* | *66.6* | *5.2* | *12.0* | *7.9* | *14.4* | *7.3* | *6.3* | *9.9* | *7.0* | *95* | *82* | *88* | | | | *4* | *4* | *8* | 10.8 | |
| 30 | 65.6 | 64.6 | 63.7 | 7.2 | 13.0 | 10.4 | 15.0 | **3.9** | 6.9 | 6.4 | 7.7 | 91 | 57 | 82 | NW 2 | S 2 | N 2 | 9 | 10 | 10 | — | ⊿ am y n |
| 31 | 58.9 | 58.4 | 62.2 | 10.5 | 12.8 | 11.4 | 13.9 | 9.5 | 8.1 | 10.0 | 8.3 | 87 | 91 | 83 | N 6 | N 5 | SW 3 | 10 | 10 | 10 | 1.4 | ● am-4p30 |
| Pro. Mit. | 60.8 | 60.4 | 60.9 | 11.4 | 16.5 | 12.4 | 17.8 | 9.3 | 8.9 | 10.2 | 9.1 | 88 | 72 | 84 | 2.3 | 2.7 | 1.8 | 7.8 | 6.8 | 5.1 | 82.7 | |

**PUNTA CORONA** (H = 25 m) **MARZO 1912** φ = 41° 51′ S λ = 73° 50′ W $C_g$

| | | | | | | | | | | | | | | | | | | | | | | |
|---|---|---|---|---|---|---|---|---|---|---|---|---|---|---|---|---|---|---|---|---|---|---|
| 1 | | | | 12.0 | 17.4 | 14.0 | 19.5 | 10.0 | 10.2 | **12.7** | 11.4 | 98 | 86 | 96 | S 1 | SW 2 | SW 1 | 10 | 0 | 0 | 0.0 | |
| 2 | | | | 14.6 | 17.2 | 14.8 | 18.9 | 10.0 | 11.8 | 11.4 | 10.6 | 96 | 78 | 85 | C 0 | SE 2 | C 0 | 0 | 0 | 0 | — | |
| 3 | | | | 12.2 | 16.6 | 12.6 | 20.0 | 8.8 | 9.8 | 12.0 | 10.1 | 94 | 85 | 93 | C 0 | C 0 | C 0 | 0 | 0 | 0 | — | |
| 4 | | | | 10.4 | 15.0 | 13.8 | 20.5 | 9.0 | 8.9 | 11.0 | 9.6 | 95 | 87 | 82 | S 1 | SW 1 | C 0 | 10 | 2 | 4 | — | |
| 5 | | | | 12.2 | 19.8 | 13.8 | 20.8 | 8.8 | 10.1 | 11.2 | 9.9 | 96 | 65 | 85 | S 1 | SW 1 | SW 2 | 0 | 10 | 10 | — | ≡[1] 2a-5a40 |
| 6 | | | | 12.0 | 13.2 | 13.4 | 20.5 | 9.5 | 10.2 | 10.5 | 10.9 | 98 | 94 | 96 | N 1 | N 3 | N 2 | 10 | 10 | 10 | — | ● 5p-9p |
| 7 | | | | 9.8 | 13.8 | 10.6 | 21.0 | 8.8 | 6.9 | 7.4 | **6.2** | 76 | 62 | 65 | S 2 | S 2 | S 1 | 10 | 5 | 10 | 3.5 | |
| 8 | | | | 12.8 | 17.2 | 12.4 | 20.1 | 8.9 | 8.0 | 7.8 | 8.7 | 73 | 54 | 82 | S 1 | S 1 | C 0 | 0 | 0 | 0 | — | |
| 9 | | | | 12.0 | 17.0 | 12.6 | 21.5 | 9.7 | 7.7 | 9.3 | 9.3 | 74 | 64 | 87 | S 1 | SSE 1 | S 1 | 2 | 7 | 0 | — | |
| 10 | | | | 10.4 | 13.6 | 12.0 | **22.1** | 9.7 | 8.9 | 11.3 | 9.7 | 95 | 98 | 94 | S 1 | C 0 | C 0 | 5 | 0 | 0 | — | |
| 11 | | | | 11.4 | 16.2 | 12.4 | 21.1 | 10.1 | 8.1 | 9.2 | 9.7 | 81 | 67 | 91 | SE 1 | NNW 1 | SW 1 | 0 | 2 | 0 | — | |
| 12 | | | | 10.8 | 18.0 | 13.4 | 21.1 | 10.1 | 8.7 | 10.3 | 8.8 | 90 | 67 | 77 | SE 1 | C 0 | C 0 | 0 | 5 | 0 | — | ≡[1] 11p-MN |
| 13 | | | | 10.8 | 15.6 | 12.0 | 19.3 | 10.3 | 9.2 | 9.3 | 9.4 | 95 | 70 | 91 | C 0 | SSW 1 | SW 2 | 10 | 0 | 0 | — | ≡[9] 5a50-9a |
| 14 | | | | 10.0 | 14.4 | 11.6 | 16.7 | 9.7 | 8.9 | 9.3 | 8.9 | 98 | 76 | 88 | SE 1 | SW 2 | S 1 | 10 | 0 | 0 | — | ≡ 6a10-10a5 |
| 15 | | | | 10.8 | 15.0 | 11.6 | 15.7 | 10.1 | 8.2 | 9.4 | 8.9 | 86 | 74 | 88 | S 3 | C 0 | C 0 | 10 | 4 | 0 | — | |
| 16 | | | | 12.2 | 17.0 | 13.6 | 18.9 | 10.1 | 10.3 | 11.5 | 10.8 | 98 | 80 | 94 | S 3 | C 0 | S 2 | 10 | 0 | 0 | — | |
| 17 | | | | 13.0 | 15.4 | 14.6 | 17.1 | 10.3 | 9.8 | 10.8 | 11.5 | 89 | 83 | 93 | SW 2 | SW 2 | S 1 | 0 | 5 | 5 | — | |
| 18 | | | | 14.6 | 14.8 | 12.2 | 17.0 | 10.1 | 10.7 | 10.6 | 9.8 | 87 | 85 | 94 | S 1 | ESE 2 | S 1 | 10 | 1 | 0 | — | |
| 19 | | | | 12.8 | 14.8 | 12.6 | 15.1 | 11.0 | 10.0 | 10.9 | 9.6 | 91 | 87 | 89 | SW 2 | SW 5 | C 0 | 0 | 0 | 0 | — | |
| 20 | | | | 13.0 | 13.6 | 13.0 | 16.3 | 12.0 | 10.6 | 10.8 | 10.4 | 96 | 94 | 94 | N 6 | N 5 | N 4 | 10 | 10 | 10 | — | |
| 21 | | | | 11.8 | 12.8 | 11.8 | 15.1 | 10.1 | 9.8 | 10.8 | 9.3 | 96 | 98 | 91 | SE 1 | N 1 | S 1 | 10 | 10 | 10 | — | |
| 22 | | | | 9.4 | 12.0 | 11.8 | 17.1 | 9.4 | 8.1 | 8.4 | 9.3 | 92 | 82 | 91 | S 1 | C 0 | N 6 | 5 | 7 | 10 | — | |
| 23 | | | | 11.2 | 11.2 | 10.0 | 15.2 | 7.1 | 9.4 | 8.4 | 6.6 | 95 | 85 | 72 | N 7 | NW 1 | NW 6 | 10 | 10 | 10 | — | ●[1] 11p5-1p55, 3p5 |
| 24 | | | | 10.4 | 12.2 | 11.0 | 16.5 | 9.7 | 8.7 | 9.1 | 9.5 | 93 | 87 | 97 | N 7 | N 10 | N 4 | 10 | 10 | 10 | 9.5 | ● 2a15-5a40, 1p-1 |
| 25 | | | | 10.6 | 12.8 | 10.8 | 15.3 | 8.7 | 7.1 | 7.2 | 6.5 | 79 | 66 | 70 | NW 3 | WSW 3 | SW 1 | 10 | 10 | 10 | 1.0 | ●[1] 11p-MN |
| 26 | | | | 9.8 | 11.6 | 10.2 | 17.1 | 9.1 | 6.7 | 7.5 | 9.0 | 74 | 74 | 97 | NE 1 | N 7 | N 8 | 10 | 10 | 10 | **16.0** | ● MN-6a5 |
| 27 | | | | 11.8 | 12.4 | 7.2 | 15.3 | **6.0** | 9.6 | 6.8 | 6.7 | 94 | 63 | 89 | N 10 | N 9 | NW 2 | 10 | 10 | 10 | — | ●[1] 10p-5a6, ●[0] 7p |
| 28 | | | | 8.8 | 10.4 | 9.2 | 16.5 | 7.0 | **6.2** | 6.3 | 7.1 | 73 | 68 | 81 | NW 6 | NW 8 | NW 3 | 10 | 10 | 10 | 1.4 | |
| 29 | | | | 7.8 | 12.0 | 8.6 | 13.3 | 6.7 | 7.0 | 7.2 | 6.5 | 89 | 69 | 78 | S 1 | SW 1 | SW 2 | 10 | 10 | 10 | 3.0 | |
| 30 | | | | 9.6 | 12.8 | 11.6 | 14.5 | 8.3 | 7.4 | 7.5 | 9.7 | 84 | 68 | 96 | C 0 | N 1 | N 5 | 10 | 10 | 10 | — | |
| 31 | | | | 11.4 | 12.4 | 12.6 | 14.3 | 8.3 | 9.8 | 10.5 | 9.6 | 98 | 98 | 89 | N 10 | N 1 | N 2 | 10 | 10 | 10 | 4.0 | ● 3a-5a55, 8a-0p-4 |
| Pro. Mit. | | | | 11.3 | 14.5 | 12.0 | 17.9 | 9.3 | 8.9 | 9.6 | 9.2 | 89 | 78 | 88 | 2.5 | 2.4 | 1.9 | 6.8 | 5.4 | 5.1 | 38.4 | |

Barómetro reducido a 0°C y a gravedad normal.

Barometer reduciert auf 0°C und Nor

**O MONTT** (H = 6 m) **MARZO 1912** φ = 41° 28′ S λ = 72° 55′ W $h_a$ = —

| Velocidad del viento (Windgeschwindigkeit) m/minuto | | | km | | | | | Nubes (clase y dirección) (Wolken (Art und Richtung)) | | | Agua caída (Niederschlag) mm | | | Evaporación (Verdunstung) mm | | | |
|---|---|---|---|---|---|---|---|---|---|---|---|---|---|---|---|---|---|
| 7a | 2p | 9p | 9p-7a | 7a-2p | 2p-9p | 7a-7a | k/1h | 7a | 2p | 9p | 7a | 2p | 9p | 7a | 2p | 9p | 7a-7a |
| | | | | | | | | a-str S | | | — | — | — | | | | |
| | | | | | | | | a-str | | | — | — | — | | | | |
| | | | | | | | | a-str | ci-cu S | ci N | — | — | — | | | | |
| | | | | | | | | a-str | ci-cu SW | | — | — | — | | | | |
| | | | | | | | | a-str | ci NW | a-str | — | — | — | | | | |
| | | | | | | | | a-str NW | ci-str NW | ni | — | — | 1.2 | | | | |
| | | | | | | | | cu-ni S | ci-str | ci | 0.5 | — | — | | | | |
| | | | | | | | | ci W | ci W | | — | — | — | | | | |
| | | | | | | | | ci | ci-str | | — | — | — | | | | |
| | | | | | | | | a-str S | ci-cu S | | — | — | — | | | | |
| | | | | | | | | ci-cu S | ci W | | — | — | — | | | | |
| | | | | | | | | ci W | ci W | a-str W | — | — | — | | | | |
| | | | | | | | | ci-str SW | ci-cu SW | | 0.8 | — | — | | | | |
| | | | | | | | | a-str S | fr-cu S | | — | — | — | | | | |
| | | | | | | | | a-str S | ci-cu S | | — | — | — | | | | |
| | | | | | | | | a-cu S | fr-cu S | | — | — | — | | | | |
| | | | | | | | | a-str SW | fr-cu SW | fr-cu SW | — | — | — | | | | |
| | | | | | | | | a-str S | a-str S | a-str | — | 0.0 | — | | | | |
| | | | | | | | | a-str S | ci-cu SE | | 0.2 | — | — | | | | |
| | | | | | | | | | cu-ni N | ni N | — | — | 0.3 | | | | |
| | | | | | | | | fr-cu SW | a-cu W | ni | 0.6 | — | 0.2 | | | | |
| | | | | | | | | ci-cu S | ci-str N | a-str | — | — | — | | | | |
| | | | | | | | | a-str N | ni N | ni N | — | 8.6 | 3.2 | | | | |
| | | | | | | | | ni N | cu-ni NW | ni NW | 2.0 | 0.1 | 25.0 | | | | |
| | | | | | | | | fr-cu NW | cu-ni W | ci-cu SW | 6.0 | 3.8 | 3.0 | | | | |
| | | | | | | | | a-cu SW | a-cu NW | a-str NW | — | — | — | | | | |
| | | | | | | | | ni N | ni NW | ni NW | 0.3 | 4.9 | 5.6 | | | | |
| | | | | | | | | ci NW | ni NW | ni NW | 4.2 | 7.3 | 3.5 | | | | |
| | | | | | | | | | | | — | — | — | | | | |
| | | | | | | | | a-cu W | a-cu W | cu-ni N | — | — | — | | | | |
| | | | | | | | | ni N | ni N | a-cu SW | 1.4 | 6.2 | 5.6 | | | | |
| | | | | | | | | | | | 16.0 | 30.9 | 47.6 | | | | |

**A CORONA** (H = 25 m) **MARZO 1912** φ = 41° 51′ S λ = 73° 50′ W $h_a$ = 3.6

| | | | | | | | | | | | | | | | | | |
|---|---|---|---|---|---|---|---|---|---|---|---|---|---|---|---|---|---|
| 50 | 200 | 100 | | | | | | | | | — | — | — | | | | |
| 0 | 150 | 0 | | | | | | | | | — | — | — | | | | |
| 0 | 0 | 0 | | | | | | | | | — | — | — | | | | |
| 100 | 50 | 0 | | | | | | | ci-str | ci-str | — | — | — | | | | |
| 100 | 100 | 300 | | | | | | | ni | ni | — | — | — | | | | |
| 100 | 400 | 250 | | | | | | ni | ni | ni | — | — | 3.5 | | | | |
| 200 | 200 | 150 | | | | | | ni | fr-cu | ni | — | — | — | | | | |
| 100 | 100 | 0 | | | | | | | | | — | — | — | | | | |
| 100 | 100 | 50 | | | | | | ci | ci-str | | — | — | — | | | | |
| 100 | 0 | 0 | | | | | | str | | | — | — | — | | | | |
| 50 | 100 | 50 | | | | | | | ci-cu | | — | — | — | | | | |
| 100 | 0 | 0 | | | | | | | ci-cu | | — | — | — | | | | |
| 0 | 100 | 200 | | | | | | ni | | | — | — | — | | | | |
| 100 | 200 | 50 | | | | | | ni | | | — | — | — | | | | |
| 400 | 0 | 0 | | | | | | ni | ci-str | | — | — | — | | | | |
| 400 | 0 | 200 | | | | | | ni | | | — | — | — | | | | |
| 200 | 200 | 100 | | | | | | | fr-ni | fr-ni | — | — | — | | | | |
| 100 | 200 | 50 | | | | | | ni | cu | | — | — | — | | | | |
| 200 | 500 | 0 | | | | | | | | | — | — | — | | | | |
| 700 | 500 | 450 | | | | | | ni | ni | ni | — | — | — | | | | |
| 100 | 100 | 100 | | | | | | ni | ni | ni | — | — | — | | | | |
| 0 | 100 | 700 | | | | | | ci-cu | fr-ni | ni | — | — | — | | | | |
| 800 | 100 | 700 | | | | | | ni | ni | ni | — | 3.0 | 4.5 | | | | |
| 800 | 1000 | 450 | | | | | | ni | ni | ni | 2.0 | 1.0 | — | | | | |
| 400 | 400 | 100 | | | | | | ni | ni | ni | — | — | — | | | | |
| 100 | 800 | 900 | | | | | | ni | ni | ni | 16.0 | — | — | | | | |
| 1200 | 1000 | 200 | | | | | | ni | ni | ni | — | — | 0.0 | | | | |
| 700 | 900 | 400 | | | | | | ni | ni | ni | 1.4 | — | 3.0 | | | | |
| 100 | 100 | 200 | | | | | | ni | ni | ni | — | — | — | | | | |
| 0 | 100 | 500 | | | | | | ni | ni | ni | — | — | — | | | | |
| 1500 | 100 | 200 | | | | | | ni | ni | ni | 4.0 | 15.0 | — | | | | |
| 284 | 252 | 206 | | | | | | | | | 23.4 | 19.0 | 11.0 | | | | |

Observaciones se efectuaron según hora oficial de Chile (75° de long.)

Alle Beobachtungen nach chilenischer Einheitszeit (75° Länge).

**HUAFO** (H = 142 m) **FEBRERO 1912** φ = 43° 33′ S λ = 74° 45′ W $C_g$

| Dia Tag | Barómetro Barometer 700 mm + 7a | 2p | 9p | Temperatura del aire Lufttemperatur C° 7a | 2p | 9p | Max. | Min. | Humedad absoluta Absolute Feuchtigkeit mm 7a | 2p | 9p | Humedad relativa Relative Feuchtigkeit % 7a | 2p | 9p | Dirección y fuerza del viento Richtung und Stärke des Windes 0—12 B 7a | 2p | 7p | Nebulosidad Bewölkung 0—10 7a | 2p | 9p | Agua caída Niederschlag mm 7a-7a | Notas Bemerkungen |
|---|---|---|---|---|---|---|---|---|---|---|---|---|---|---|---|---|---|---|---|---|---|---|
| 1 | **59.7** | 53.9 | 53.9 | 11.8 | 13.4 | 12.2 | 15.2 | 10.6 | 10.3 | 11.4 | 10.6 | 00 | 00 | 00 | S 2 | SW 2 | C 0 | 8 | 10 | 10 | 0.6 | ≡ ² MN-9a; ≡² 1p |
| 2 | 41.2 | 50.0 | 49.6 | 10.4 | 13.4 | 10.8 | 13.8 | 10.2 | 9.4 | 9.9 | 9.6 | 00 | 87 | 00 | S 4 | S 4 | S 4 | 10 | 4 | 10 | 0.6 | ≡ MN-4a20; ≡² M |
| 3 | 49.6 | 49.7 | 50.2 | 11.6 | 12.2 | 11.2 | 12.8 | 10.0 | 10.2 | 10.1 | 9.7 | 00 | 96 | 98 | S 6 | S 6 | S 6 | 10 | 10 | 10 | 0.6 | ≡ 0a40-9a; ≡² MN |
| 4 | 49.7 | 50.0 | 50.4 | 10.6 | 13.2 | 11.6 | 14.8 | 10.0 | 9.5 | 10.0 | 9.9 | 00 | 89 | 98 | S 2 | S 2 | S 2 | 10 | 10 | 10 | 0.0 | ≡² MN-MN |
| 5 | 48.7 | 46.9 | 46.0 | 10.6 | 12.8 | 12.2 | 13.4 | 9.8 | 9.5 | 9.7 | 10.1 | 00 | 89 | 96 | S 2 | SW 4 | SW 4 | 6 | 8 | 6 | — | ≡² MN-6a; |
| 6 | 43.6 | 43.5 | 47.4 | 13.0 | 13.6 | 10.4 | 13.8 | 9.0 | 11.2 | 11.3 | 8.7 | 00 | 98 | 93 | N 2 | W 8 | S 10 | 10 | 10 | 8 | 2.2 | ≡ ²0p15-4p10, ≡ ¹5 |
| 7 | 53.2 | 56.3 | 56.8 | 8.8 | 11.0 | 10.2 | 12.0 | 8.0 | 5.3 | 5.8 | 6.7 | 63 | 59 | 72 | SE 9 | S 6 | SSE 7 | 6 | 4 | 6 | 6.4 | [≡ |
| 8 | 55.0 | 53.5 | 52.4 | 11.8 | 13.6 | 11.8 | 15.2 | 9.8 | 5.5 | 7.0 | 8.8 | **54** | 60 | 86 | ESE 2 | S 4 | S 8 | 3 | 2 | 0 | — | ∞² 0p15 |
| 9 | 50.5 | 49.6 | 48.7 | 11.2 | 12.8 | 10.6 | 13.0 | 9.6 | 9.2 | 8.7 | 8.6 | 93 | 80 | 91 | S 5 | SSE 7 | S 9 | 4 | 4 | 0 | — | ⌓¹ am; ∞¹ todo el |
| 10 | 48.1 | 48.2 | 49.0 | 9.8 | 11.8 | 10.6 | 12.0 | 9.0 | 8.1 | 8.1 | 8.3 | 89 | 78 | 89 | S 9 | S 9 | S 9 | 5 | 4 | 3 | — | ∞¹ todo el dia |
| 11 | 49.3 | 49.5 | 49.3 | 10.4 | 15.2 | 11.8 | 16.0 | 9.8 | 8.9 | 9.0 | 7.5 | 95 | 70 | 75 | SE 2 | SE 2 | SE 2 | 2 | 0 | 0 | — | ⌓⁰ am; ∞⁰ todo el |
| 12 | 49.5 | 48.7 | 49.9 | 10.0 | 12.4 | 11.2 | 14.0 | 9.2 | 8.4 | 10.0 | 9.2 | 92 | 94 | 93 | SE 1 | S 2 | S 4 | 2 | 2 | 0 | — | ⌓⁰ am; ∞⁰ todo el |
| 13 | 50.5 | 51.0 | 52.3 | 11.4 | 12.0 | 10.2 | 12.6 | 9.0 | 9.3 | 9.2 | 8.3 | 93 | 89 | 90 | SSW 3 | SSW 8 | SSW 9 | 8 | 6 | 6 | — | ⌓¹ y ∞⁰ am |
| 14 | 53.1 | 52.8 | 52.3 | 10.0 | 11.8 | 10.4 | 12.2 | 8.8 | 7.5 | 7.6 | 8.2 | 82 | 74 | 88 | S 8 | SSW 5 | SSW 7 | 8 | 8 | 8 | — | |
| 15 | 51.9 | 52.3 | 53.0 | 10.8 | 13.6 | 12.6 | 14.0 | 10.0 | 8.0 | 9.0 | 10.1 | 83 | 78 | 93 | SW 2 | WSW 1 | NW 1 | 8 | 10 | 10 | — | ≡² 9p15-MN |
| 16 | 51.7 | 50.5 | 49.7 | 13.2 | 18.2 | 13.8 | **18.4** | 12.2 | 10.8 | **11.9** | 9.4 | 96 | 76 | 80 | NW 1 | NW 1 | NW 1 | 9 | 6 | 4 | — | ≡⁰ MN-MN |
| 17 | 49.3 | 50.7 | 52.5 | 12.0 | 12.4 | 12.4 | 13.0 | 11.8 | 10.5 | 10.7 | 10.7 | 00 | 00 | 00 | NW 1 | NW 1 | NE 1 | 10 | 10 | 10 | 2.0 | ≡ ² 3a45-4p10; ≡ |
| 18 | 54.0 | 53.2 | 52.3 | 11.6 | 10.6 | 10.4 | 11.8 | 9.4 | 10.2 | 9.0 | 8.7 | 00 | 95 | 93 | S 2 | S 5 | S 7 | 10 | 6 | 4 | 3.8 | ≡¹ MN-8a45 |
| 19 | 49.3 | 47.2 | 45.5 | 12.0 | 14.2 | 11.4 | 16.0 | 10.0 | 9.2 | 9.6 | 8.6 | 89 | 80 | 86 | SE 2 | SE 2 | SE 2 | 2 | 2 | 2 | 0.4 | ≡ 7a35-8p45, ⌓¹ |
| 20 | 45.5 | 47.4 | 48.3 | 11.2 | 13.6 | 12.0 | 16.2 | 10.8 | 9.2 | 9.2 | 9.4 | 93 | 80 | 91 | S 1 | WNW 2 | NW 2 | 10 | 8 | 8 | — | ≡² 1a20-8a50, ⌓¹ |
| 21 | 48.6 | 48.5 | 51.4 | 10.4 | 13.6 | 11.4 | 13.8 | 10.2 | 8.7 | 8.2 | 9.1 | 93 | 71 | 91 | SSW 4 | SSW 4 | SSW 3 | 10 | 2 | 0 | 2.2 | ≡ ¹ 3a35-7a20, ≡ ⁰ |
| 22 | 49.3 | 46.7 | 42.8 | 10.4 | 12.6 | 11.8 | 12.8 | 10.0 | 9.2 | 9.8 | 9.4 | 98 | 91 | 95 | N 2 | N 3 | N 9 | 6 | 10 | 10 | 0.2 | ● ² ch 1p48-MN; ≡ |
| 23 | 39.8 | 39.8 | 45.7 | 10.0 | 10.0 | 9.6 | 11.0 | 7.6 | 8.9 | 7.7 | 5.9 | 98 | 84 | 66 | NW 7 | SW 8 | SW 10 | 8 | 6 | 6 | **21.0** | ● ² ch MN-11a25 |
| 24 | 39.9 | 38.8 | **37.7** | 10.6 | 12.8 | 10.4 | 13.0 | 9.0 | 9.0 | 8.7 | 6.7 | 95 | 80 | 72 | N 11 | NW 12 | NW 12 | 10 | 6 | 8 | 12.4 | ● ² ch 0a20-0p40; |
| 25 | 42.0 | 47.7 | 53.2 | 9.8 | 9.8 | 8.8 | 10.8 | **4.2** | 6.9 | 6.7 | 6.2 | 76 | 74 | 73 | SW 8 | SW 10 | SW 9 | 6 | 10 | 6 | 7.5 | ● ¹ 6a20-6a35, △ |
| 26 | 54.4 | 50.7 | 44.9 | 10.0 | 9.8 | 10.0 | 10.8 | 7.4 | 7.5 | 8.8 | 7.1 | 82 | 98 | 79 | NNW 6 | NNW 9 | NNW 12 | 9 | 8 | 10 | — | ● ᵛch 5p20-MN; ≡ |
| 27 | 38.6 | 40.0 | 42.1 | 9.6 | 7.6 | 6.2 | 9.7 | 5.0 | 6.4 | 5.0 | 5.6 | 71 | 64 | 79 | SW 12 | SW 12 | SW 12 | 6 | 10 | 3 | 5.6 | ● ¹ch MN-1p50; ≡ |
| 28 | 39.6 | 42.6 | 49.6 | 7.6 | 8.4 | 8.1 | 9.0 | 5.1 | 5.4 | 6.8 | 6.8 | 69 | 82 | 85 | WNW 12 | ENE 6 | SE 5 | 8 | 6 | 5 | 6.4 | ● ¹ ch 3a10-11a20, |
| 29 | 53.1 | 54.7 | 55.4 | 9.2 | 9.8 | 8.4 | 10.2 | 6.3 | 4.9 | 6.0 | 6.9 | 57 | 66 | 84 | SSW 3 | S 5 | S 2 | 8 | 9 | 7 | 5.4 | |
| 30 | 53.4 | 50.8 | 48.1 | 9.1 | 10.0 | 10.8 | 11.1 | 8.6 | 6.8 | 8.4 | 9.6 | 79 | 92 | 00 | NW 2 | NNW 7 | NW 8 | 9 | 10 | 10 | — | ≡ 1p45-MN |
| 31 | 43.3 | 44.9 | 52.7 | 12.5 | 10.3 | 8.9 | 12.6 | 7.0 | 10.7 | 6.6 | **4.6** | 99 | 71 | **54** | W 10 | SW 10 | SW 7 | 10 | 6 | 4 | 1.1 | ≡ 8a45-11a10, ● [≡₂ MN-8a45, |
| Pro. Mit. | 48.6 | 48.7 | 49.5 | 10.7 | 12.1 | 10.7 | 13.1 | 8.9 | 8.5 | 8.7 | 8.4 | 88 | 82 | 84 | 4.6 | 5.4 | 5.9 | 7.5 | 6.7 | 5.9 | 78.4 | |

**EVANJELISTAS** (H = 55 m) **FEBRERO 1912** φ = 52° 24′ S λ = 75° 06′ W $C_g$

| | | | | | | | | | | | | | | | | | | | | | | |
|---|---|---|---|---|---|---|---|---|---|---|---|---|---|---|---|---|---|---|---|---|---|---|
| 1 | 49.2 | 48.8 | 51.8 | 8.8 | 9.6 | 9.0 | | | 8.5 | 8.7 | 8.6 | 00 | 98 | 00 | N 3 | NW 6 | WNW 4 | 10 | 10 | 10 | 3.2 | ● ch 8a-3p |
| 2 | 52.2 | 50.0 | 48.1 | 8.0 | 9.4 | 9.0 | | | 7.3 | 8.3 | 8.3 | 92 | 95 | 97 | WSW 3 | NW 3 | W 2 | 8 | 10 | 10 | 3.6 | ● ⁰ 2p15-3p20 |
| 3 | 50.4 | 52.2 | 49.9 | 8.0 | 9.6 | 9.6 | | | 7.3 | 6.8 | 8.4 | 92 | 76 | 95 | SW 2 | C 0 | W 2 | 10 | 6 | 10 | 6.2 | ● ch am |
| 4 | 44.8 | 52.0 | 53.3 | 9.0 | 9.3 | 8.2 | | | 8.6 | 7.1 | 7.1 | 00 | 82 | 88 | WSW 6 | SW 4 | SW 4 | 10 | 6 | 3 | 0.0 | ● ⁰ 0a30-5a30 |
| 5 | 50.8 | 44.2 | 42.4 | 9.0 | 9.6 | 7.5 | | | 8.3 | 8.8 | 6.4 | 97 | 99 | 83 | W 4 | WNW 6 | WNW 6 | 10 | 10 | 10 | 16.1 | ● ⁰ 1p20-8p40 |
| 6 | 44.4 | 46.4 | 49.2 | 5.9 | 6.5 | 4.8 | | | 5.8 | 6.2 | 5.8 | 84 | 86 | 90 | SW 5 | SW 4 | SSW 6 | 10 | 7 | 10 | 1.7 | ● ch, △ |
| 7 | 60.0 | 45.0 | 56.3 | 6.3 | 7.3 | 7.6 | | | 5.5 | 6.1 | 6.9 | 78 | 80 | 89 | SSW 8 | SSW 5 | SSW 6 | 7 | 10 | 10 | 0.0 | ● ch, △ |
| 8 | **64.8** | 63.4 | 60.9 | 7.8 | 7.6 | 7.7 | | | 7.7 | 7.1 | 7.1 | 98 | 91 | 90 | SW 5 | WSW 6 | WSW 6 | 10 | 10 | 10 | 5.6 | ● ch (cortos) II |
| 9 | 56.8 | 54.1 | 49.8 | 7.8 | 8.1 | 8.4 | | | 7.9 | 8.1 | 8.2 | 00 | 00 | 00 | W 6 | WSW 8 | WSW 8 | 10 | 10 | 10 | 18.6 | ≡ 4a-9p30 |
| 10 | 54.5 | 57.1 | 56.4 | 6.7 | 7.5 | 7.0 | | | 6.5 | 6.9 | 7.5 | 88 | 89 | 00 | S 7 | SW 6 | WSW 8 | 8 | 6 | 10 | 0.0 | ● ch am |
| 11 | 55.9 | 55.9 | 55.5 | 7.7 | 8.1 | 7.6 | | | 7.3 | 8.1 | 7.6 | 93 | 00 | 98 | WSW 6 | WSW 6 | WSW 6 | 10 | 10 | 10 | 2.1 | ≡ a inter durante |
| 12 | 55.8 | 55.6 | 55.0 | 7.8 | 7.0 | 7.4 | | | 7.7 | 7.5 | 7.5 | 98 | 00 | 98 | W 6 | W 6 | WSW 5 | 10 | 10 | 10 | 2.5 | ≡ interv II |
| 13 | 56.0 | 57.1 | 56.3 | 7.9 | 9.0 | 8.6 | | | 7.2 | 7.8 | 8.3 | 90 | 92 | 00 | WSW 4 | WSW 4 | W 6 | 10 | 6 | 10 | 12.5 | ● 6p30-MN, ≡ ⁰ in |
| 14 | 55.9 | 54.0 | 52.4 | 8.8 | 8.6 | 8.9 | | | 8.5 | 8.1 | 8.4 | 00 | 98 | 99 | WNW 6 | WNW 7 | WNW 6 | 10 | 10 | 10 | 15.7 | ● MN-5a4, ● ⁰ 6p |
| 15 | 50.5 | 49.6 | 47.6 | 9.9 | 10.2 | 10.4 | | | 9.1 | 9.3 | 9.4 | 00 | 00 | 00 | NW 8 | WNW 8 | NW 5 | 10 | 10 | 10 | 13.0 | ● 6p-MN |
| 16 | 47.5 | 49.1 | 50.0 | 9.1 | 9.3 | 8.5 | | | 8.5 | 8.6 | 7.9 | 99 | 99 | 96 | NW 7 | W 6 | W 4 | 10 | 10 | 10 | 0.9 | ● MN-7p, ● ch |
| 17 | 51.2 | 52.3 | 51.9 | 8.9 | 8.6 | 9.4 | | | 8.4 | 7.2 | 8.6 | 99 | 87 | 98 | WNW 4 | WNW 5 | NNW 6 | 10 | 10 | 10 | 13.7 | ● 3p30-MN |
| 18 | 53.2 | 52.7 | 51.9 | 9.4 | 9.8 | 10.4 | | | 8.3 | 9.0 | 9.4 | 95 | 00 | 00 | NW 4 | NW 6 | NW 7 | 10 | 10 | 10 | 36.7 | ● MN-MN, ≡ a in |
| 19 | 52.4 | 51.9 | 50.9 | 10.0 | 10.9 | 10.4 | | | 9.5 | 9.0 | 8.9 | 00 | 93 | 95 | NW 4 | NW 7 | NW 6 | 10 | 9 | 9 | 5.6 | ● MN-10a20 |
| 20 | 46.6 | 42.7 | 41.6 | 10.4 | 11.8 | 10.4 | | | 8.7 | **10.1** | 8.4 | 93 | 98 | 91 | NNW 5 | NNW 5 | NNW 10 | 8 | 10 | 6 | 8.3 | ● ⁰ 1p-4p |
| 21 | 39.9 | 43.1 | 40.3 | 8.4 | 8.5 | 7.8 | | | 7.5 | 7.6 | 6.8 | 92 | 92 | 86 | W 9 | W 10 | W 10 | 10 | 8 | 10 | 10.2 | ● ch III; ⁄ 8a-M |
| 22 | 42.5 | 39.7 | 41.6 | 8.0 | 6.5 | 7.0 | | | 7.0 | 7.2 | 6.5 | 88 | 00 | 87 | WSW 8 | SW 8 | WSW 6 | 10 | 10 | 10 | 7.8 | ● ch, △; ⁄ MN-3 |
| 23 | 42.0 | 41.9 | 40.7 | 6.2 | 7.6 | 7.2 | | | 6.7 | 6.5 | 7.1 | 94 | 83 | 94 | SW 5 | SW 4 | WSW 4 | 8 | 5 | 6 | 0.5 | ● ch |
| 24 | 34.9 | 37.4 | 40.3 | 5.4 | 4.4 | 6.2 | | | 6.3 | 6.2 | 6.5 | 94 | 00 | 91 | ENE 4 | SE 3 | S 9 | 10 | 10 | 6 | 9.3 | ● 3a-4p10 |
| 25 | 49.0 | 51.3 | 49.3 | 5.4 | 5.8 | 6.3 | | | 5.0 | 5.0 | 6.2 | 75 | 73 | 87 | S 6 | SW 2 | W 5 | 10 | 9 | 10 | 14.6 | ● ch 9p-MN |
| 26 | 36.7 | 32.2 | 29.2 | 9.4 | 9.0 | 5.2 | | | 8.1 | 7.5 | 6.0 | 92 | 88 | 90 | NNW 10 | W 9 | SSW 10 | 10 | 9 | 10 | 23.0 | ● 0a10-10a15, sigu |
| 27 | 30.9 | 35.0 | 40.7 | 4.0 | 4.0 | 6.0 | | | 4.9 | 4.5 | 4.9 | 80 | 73 | 70 | WSW 6 | SSW 2 | SSW 4 | 8 | 8 | 10 | 1.9 | ● ch, △ |
| 28 | 48.1 | 53.4 | 56.0 | 6.1 | 5.8 | 6.1 | | | 5.9 | 5.1 | 5.7 | 84 | 75 | 81 | S 8 | SSW 7 | SSW 5 | 8 | 9 | 9 | 2.0 | ● ch am |
| 29 | 53.7 | 51.1 | 49.0 | 6.6 | 7.0 | 7.8 | | | 6.2 | 7.5 | 7.7 | 85 | 00 | 98 | WSW 7 | W 7 | WNW 7 | 10 | 10 | 10 | 17.3 | ● ⁰ 2a-5a20, ● a in |
| 30 | 43.5 | 39.6 | 30.5 | 9.0 | 10.0 | 10.0 | | | 8.6 | 9.2 | 9.0 | 00 | 00 | 99 | NNW 9 | NNW 9 | NNW 10 | 10 | 10 | 10 | **42.7** | ● durante el dia; ⁄ |
| 31 | **26.9** | 38.6 | 40.6 | 4.0 | 4.6 | 5.8 | | | 5.1 | **4.2** | 5.8 | 84 | **67** | 85 | S 10 | SSW 8 | SW 9 | 10 | 9 | 10 | 0.0 | ● MN-6a30, ● ch |
| Pro. Mit. | 48.4 | 48.3 | 50.0 | 7.7 | 8.1 | 7.9 | | | 7.4 | 7.4 | 7.4 | 92 | 91 | 93 | 6.0 | 5.7 | 6.2 | 9.5 | 9.0 | 9.3 | 295.3 | |

Barómetro reducido a 0°C y a gravedad normal. Barometer reduciert auf 0°C und Nor

(1) 5a10, ⌓¹ am. (2) NW 11a15. (3) 6a30; ∩ de 7a47-7a50; ⁄ SW 1a-4a30. (4) MN; ∩ 7a30-7a33; ⁄ NW 4p. (5) ⁄ WSW 3a10. (6) 7p18; ⁄ WNW 2a30-0p15; △ 4a25-4 en el dia; ⁄ 0a10-10a15. (8) MN.

(H = 142 m) **MARZO 1912** φ = 43° 33′ S λ = 74° 45′ W $h_a$ = ?

| la p. en. | Velocidad del viento Windgeschwindigkeit | | | | | | | Nubes (clase y dirección) Wolken (Art und Richtung) | | | Agua caída Niederschlag | | | Evaporación Verdunstung | | | |
|---|---|---|---|---|---|---|---|---|---|---|---|---|---|---|---|---|---|
| | m/minuto | | | km | | | | | | | mm | | | mm | | | |
| in. | 7a | 2p | 9p | 9p-7a | 7a-2p | 2p-9p | 7a-7a | k/1h | 7a | 2p | 9p | 7a | 2p | 9p | 7a | 2p | 9p | 7a-7a |
| | 140 | 186 | **0** | 84.0 | 80.0 | 4.0 | | | a-cu | str | str | — | — | — | | | | |
| | 282 | 216 | 432 | 166.0 | 92.0 | 180.0 | 250.0 | 10.4 | str | str | str | 0.6 | — | — | | | | |
| | 167 | 252 | 234 | 104.0 | 107.0 | 95.0 | 376.0 | 15.7 | ni | str | str | 0.6 | 0.0 | — | | | | |
| | 72 | 158 | 120 | 43.0 | 67.0 | 51.0 | 245.0 | 10.2 | str | str | str | — | — | — | | | | |
| | 40 | 198 | 234 | 24.0 | 83.0 | 100.0 | 142.0 | 5.9 | str | fr-cu | cu-ni | — | — | — | | | | |
| | 186 | 564 | 816 | 114.0 | 237.0 | 340.0 | 297-0 | 12.4 | str | str | cu-ni | 2.2 | 5.2 | 1.2 | | | | |
| | 582 | 336 | 384 | 348.0 | 138.0 | 159.0 | 925.0 | 38.5 | fr-cu | ci-str | a-cu | — | — | — | | | | |
| | 133 | 300 | 666 | 81.0 | 129.0 | 278.0 | 378.0 | 15.8 | a-cu | ci-str | | — | — | — | | | | |
| | 384 | 486 | 768 | 226.0 | 203.0 | 321.0 | 633.0 | 26.4 | ci-str | ci-str | | — | — | — | | | | |
| | 786 | 714 | 900 | 464.0 | 303.0 | 379.0 | 988.0 | 41.2 | fr-cu | a-str | ci | — | — | — | | | | |
| | 252 | 216 | 236 | 151.0 | 93.0 | 139.0 | 833.0 | 34.7 | fr-cu | | | — | — | — | | | | |
| | 72 | 145 | 366 | 43.0 | 61.0 | 154.0 | 275.0 | 11.5 | ci | ci | | — | — | — | | | | |
| | 552 | 618 | 864 | 147.0 | 256.0 | 367.0 | 362.0 | 15.1 | str-cu | str-cu | cu-ni | — | — | — | | | | |
| | 636 | 498 | 648 | 384.0 | 213.0 | 272.0 | 1007.0 | 42.0 | str-cu | str-cu | str-cu | — | — | — | | | | |
| | 450 | 72 | 88 | 268.0 | 30.0 | 35.0 | 753.0 | 31.4 | str-cu | str | str | — | — | — | | | | |
| | 32 | 45 | 198 | 19.0 | 19.0 | 84.0 | **84.0** | **3.5** | str-cu | a-cu | a-cu | — | — | — | | | | |
| | 38 | 85 | 55 | 23.0 | 36.0 | 23.0 | 126.0 | 5.2 | ni | ni | ni | 2.0 | 2.4 | 0.8 | | | | |
| | 252 | 384 | 786 | 152.0 | 163.0 | 332.0 | 211.0 | 8.8 | ni | str | str | 0.6 | 0.2 | — | | | | |
| | 450 | 148 | 264 | 274.0 | 62.0 | 115.0 | 769.0 | 32.0 | str | str | str | 0.2 | — | — | | | | |
| | 105 | 282 | 282 | 63.0 | 117.0 | 120.0 | 240.0 | 10.0 | str | str cu | str-cu | — | — | — | | | | |
| | 318 | 458 | 234 | 192.0 | 192.0 | 99.0 | 429.0 | 17.9 | ni | ci | | 2.2 | 0.2 | — | | | | |
| | 216 | 348 | 918 | 125.0 | 147.0 | 382.0 | 416.0 | 17.3 | a-cu | ni | ni | — | 0.0 | 11.6 | | | | |
| | 648 | 834 | 1014 | 392.0 | 348.0 | 428.0 | 921.0 | 38.4 | cu-ni | cu-ni | cu-ni | 9.4 | 3.7 | — | | | | |
| | 1116 | 1248 | 1200 | 670.0 | 528.0 | 504.0 | 1446.0 | 60.2 | ni | cu-ni | cu-ni | 8.7 | 5.3 | — | | | | |
| | 864 | 1050 | 948 | 517.0 | 442.0 | 397.0 | 1549.0 | 64.5 | cu-ni | ni | cu-ni | 2.2 | — | — | | | | |
| | 636 | 948 | **1302** | 380.0 | 399.0 | 545 0 | 1219.0 | 50.8 | str-cu | cu-ni | ni | — | — | 2.9 | | | | |
| | 1182 | 1164 | 1164 | 710.0 | 490.0 | 490.0 | **1654.0** | **68.9** | cu-ni | ni | cu-ni | 2.7 | 3.1 | — | | | | |
| | 1164 | 636 | 498 | 490.0 | 264.0 | 208.0 | 1470.0 | 61.2 | cu-ni | cu-ni | cu-ni | 3.3 | 4.1 | 1.3 | | | | |
| | 336 | 498 | 264 | 202.0 | 208.0 | 114.0 | 674.0 | 28.1 | cu-ni | str-cu | str-cu | — | — | — | | | | |
| | 216 | 750 | 816 | 128.0 | 316.0 | 470.0 | 450.0 | 18.8 | cu-ni | str | ni | — | 0.0 | 0.4 | | | | |
| | 966 | 1182 | 1132 | 580.0 | 497.0 | 433.0 | 1366.0 | 56.9 | ni | cu-ni | str-cu | 0.7 | 2.7 | — | | | | |
| | 418 | 484 | 575 | 244.0 | 203.9 | 245.8 | 682.9 | 28.5 | | | | 35.4 | 26.9 | 18.2 | | | | |

**ELISTAS** (H = 55 m) **MARZO 1912** φ = 52° 24′ S λ = 75° 06′ W $h_a$ = —

| | | |
|---|---|---|
| ni | ni | ni |
| cu-ni | ni | ni |
| ni | cu | cu-ni |
| cu-ni | cu | cu |
| cu-ni | ni | ni |
| ni | cu-ni | cu-ni |
| cu-ni | cu-ni | ni |
| ni | ni | ni |
| ni | ni | ni |
| cu-ni | cu | ni |
| ni | ni | ni |
| ni | ni | ni |
| cu-ni | cu-ni, a-cu | ni |
| ni | ni | ni |
| ni | ni | ni |
| ni | ni | ni |
| ni | str-cu | ni |
| str-cu | ni | ni |
| ni | str-cu | str-cu |
| str-cu | cu-ni | str-cu |
| cu-ni | cu-ni | ni |
| cu-ni | ni | ni |
| cu-ni | cu | cu |
| ni | ni | str-cu |
| str-cu | str-cu | ni |
| ni | ni | ni |
| cu-ni | ci-cu | str-cu |
| cu-ni | cu-ni | cu-ni |
| ni | ni | ni |
| ni | ni | ni |
| cu-ni | cu-ni | ni |

ervaciones se efectuaron según hora oficial de Chile (75° de long.)

Alle Beobachtungen nach chilenischer Einheitszeit (75° Länge).

**PUNTA DUNGENES** (H = 5 m) **MARZO 1912** φ = 52° 24′ S λ = 68° 25′ W $C_g$ =

| Dia / Tag | Barómetro Barometer 700 mm + | | | Temperatura del aire Lufttemperatur C° | | | | | Humedad absoluta Absolute Feuchtigkeit mm | | | Humedad relativa Relative Feuchtigkeit % | | | Dirección y fuerza del viento Richtung und Stärke des Windes 0—12 B. | | | Nebulosidad Bewölkung 0—10 | | | Agua caída Niederschlag mm | Notas Bemerkungen |
|---|---|---|---|---|---|---|---|---|---|---|---|---|---|---|---|---|---|---|---|---|---|---|
| | 7a | 2p | 9p | 7a | 2p | 9p | Max. | Min. | 7a | 2p | 9p | 7a | 2p | 9p | 7a | 2p | 9p | 7a | 2p | 9p | 7a-7a | |
| 1 | 57.5 | 54.5 | 53.3 | 9.6 | 12.2 | 10.6 | 13.8 | 7.4 | 7.9 | 9.8 | 8.7 | 87 | 94 | 90 | SW 1 | NW 2 | C 0 | 8 | 10 | 10 | — | SW |
| 2 | 53.7 | 54.1 | 52.1 | 10.4 | 15.8 | 12.4 | 16.2 | 7.2 | 8.6 | 10.8 | 9.3 | 91 | 81 | 87 | W 1 | SW 1 | C 0 | 9 | 9 | 10 | 0.0 | ●² 6a-MD |
| 3 | 49.3 | 53.2 | 55.9 | 10.6 | 13.4 | 12.8 | 13.6 | 6.4 | 8.1 | 11.1 | 5.1 | 85 | 96 | **45** | SW 4 | SW 2 | C 0 | 8 | 2 | 1 | 0.0 | |
| 4 | 47.8 | 48.1 | 53.4 | 9.8 | 11.6 | 9.2 | 11.8 | 8.6 | 8.6 | 7.6 | 7.4 | 93 | 74 | 84 | NW 1 | SW 3 | SW 3 | 10 | 0 | 0 | 3.0 | ●² 6a-9a |
| 5 | 55.1 | 49.5 | 43.4 | 7.6 | 16.0 | 11.6 | **16.8** | 7.6 | 7.5 | **12.8** | 9.6 | 94 | 94 | 94 | SW 3 | NW 3 | C 0 | 0 | 0 | 10 | 1.0 | ≡² 9a-6p |
| 6 | 43.8 | 44.8 | 46.5 | 8.6 | 10.4 | 7.6 | 11.4 | 5.6 | 6.8 | 8.9 | 6.8 | 81 | 95 | 86 | SW 3 | SW 4 | SW 4 | 3 | 8 | 9 | — | ●² interv y ↙ SW |
| 7 | 53.2 | 59.4 | **62.7** | 5.6 | 9.0 | 8.0 | 11.4 | 5.6 | 6.5 | 8.3 | 7.7 | 94 | 92 | 94 | SW 5 | SW 5 | SW 5 | 0 | 8 | 9 | 2.3 | ↙ SW |
| 8 | 60.9 | 59.6 | 58.8 | 9.0 | 11.8 | 9.4 | 12.4 | 6.4 | 8.3 | 7.1 | 7.7 | 97 | 66 | 87 | SW 5 | WSW 4 | SW 5 | 8 | 9 | 10 | — | ↙ SW |
| 9 | 53.5 | 50.2 | 48.7 | 9.6 | 13.2 | 9.6 | 13.2 | 6.2 | 6.3 | 10.8 | 6.3 | 69 | 96 | 69 | SW 5 | SW 5 | SW 5 | 5 | 8 | 0 | — | ↙ SW |
| 10 | 48.5 | 52.2 | 53.2 | 6.2 | 10.6 | 8.6 | 10.8 | 6.0 | 6.1 | 7.3 | 6.2 | 86 | 75 | 73 | SW 4 | SSW 4 | SSW 4 | 8 | 10 | 10 | — | |
| 11 | 52.3 | 52.8 | 52.0 | 8.6 | 12.4 | 9.8 | 12.4 | 7.2 | 7.0 | 9.8 | 8.9 | 84 | 91 | 98 | SW 4 | SW 5 | SW 4 | 9 | 3 | 0 | — | |
| 12 | 54.3 | 53.7 | 54.8 | 9.0 | 12.8 | 9.8 | 13.0 | 6.2 | 8.3 | 9.3 | 7.7 | 97 | 85 | 84 | SW 4 | SW 4 | SW 3 | 5 | 5 | 0 | — | |
| 13 | 56.5 | 56.8 | 57.2 | 9.6 | 11.2 | 10.2 | 12.4 | 5.8 | 7.6 | 7.7 | 6.9 | 84 | 78 | 74 | WSW 2 | SW 3 | SW 3 | 10 | 9 | 10 | — | |
| 14 | 55.8 | 53.4 | 51.6 | 9.8 | 14.4 | 10.2 | 14.4 | 7.4 | 8.9 | 9.4 | 10.1 | 98 | 76 | 98 | WSW 3 | WSW 1 | SW 3 | 8 | 1 | 0 | — | |
| 15 | 51.1 | 51.4 | 54.3 | 10.4 | 14.4 | 9.4 | 14.4 | 5.6 | 8.0 | 11.4 | 8.1 | 85 | 94 | 92 | SW 4 | SW 4 | C 0 | 0 | 0 | 0 | 0.0 | ●¹ MN-1a |
| 16 | 52.5 | 51.2 | 52.1 | 9.4 | 13.6 | 10.2 | 15.2 | 7.6 | 8.0 | 9.6 | 8.7 | 92 | 82 | 88 | C 0 | SW 1 | C 0 | 10 | 9 | 6 | 0.0 | ≡⁰ MN-3a |
| 17 | 53.1 | 54.2 | 54.3 | 9.8 | 13.6 | 11.2 | 13.8 | 5.8 | 8.3 | 9.4 | 7.6 | 90 | 80 | 76 | C 0 | C 0 | SW 1 | 5 | 0 | 10 | 0.0 | ●⁰ 8p45-9p |
| 18 | 55.2 | 55.6 | 55.9 | 10.2 | 12.0 | 10.6 | 13.2 | 5.4 | 8.0 | 8.9 | 8.0 | 85 | 86 | 83 | SW 1 | SW 4 | SW 2 | 3 | 8 | 10 | 0.0 | ≡⁰ 10p30-MN |
| 19 | 57.9 | 57.0 | 55.9 | 9.6 | 13.2 | 11.8 | 14.8 | 8.2 | 8.1 | 9.1 | 9.8 | 89 | 80 | 94 | W 2 | C 0 | WNW 1 | 10 | 8 | 0 | 0.0 | |
| 20 | 52.8 | 49.6 | 47.1 | 9.6 | 12.2 | 10.0 | 12.6 | 7.8 | 7.9 | 9.3 | 8.6 | 87 | 89 | 93 | C 0 | C 0 | C 0 | 0 | 0 | 0 | — | |
| 21 | 45.5 | 45.0 | 46.5 | 10.2 | 13.4 | 10.4 | 14.4 | 6.6 | 7.3 | 10.9 | 7.2 | 76 | 96 | 74 | SW 1 | WSW 4 | SW 3 | 1 | 3 | 0 | — | ≡⁰ MN-3a |
| 22 | 46.5 | 47.2 | 45.6 | 10.2 | 13.4 | 10.4 | 13.6 | 7.8 | 6.4 | 9.1 | 6.1 | 81 | 80 | 65 | WNW 3 | WNW 1 | C 0 | 0 | 6 | 2 | — | |
| 23 | 45.1 | 44.7 | 44.9 | 8.0 | 9.4 | 8.4 | 11.0 | 5.8 | 7.7 | 8.2 | 6.8 | 98 | 95 | 83 | C 0 | SW 1 | SW 1 | 0 | 3 | 0 | — | |
| 24 | 46.3 | 44.2 | 44.8 | 6.0 | 10.0 | 6.6 | 11.0 | 6.0 | 6.6 | 6.9 | 6.7 | 94 | 74 | 91 | C 0 | C 0 | C 0 | 3 | 5 | 10 | 0.0 | ●² y ≡² 6p-MN |
| 25 | 47.5 | 51.7 | 53.2 | 6.2 | 6.2 | 7.4 | 12.6 | 6.0 | 6.1 | 5.7 | 5.8 | 86 | 79 | 74 | SE 4 | SW 3 | SW 3 | 10 | 9 | 5 | 5.0 | ●² MN-3a |
| 26 | 50.0 | 44.5 | 35.4 | 4.2 | 9.2 | 10.4 | 13.2 | 4.0 | **4.9** | 6.7 | 7.2 | 78 | 76 | 74 | NW 2 | NNW 2 | NNW 2 | 3 | 5 | 0 | **10.0** | ● |
| 27 | 29.9 | 33.9 | 35.2 | 8.0 | 7.4 | 4.6 | 9.6 | 2.0 | 6.4 | 6.5 | 6.0 | 78 | 83 | 94 | SW 1 | SW 3 | SW 5 | 10 | 8 | 10 | 5.8 | ●² 6a-9a; ≡² 6a-9a |
| 28 | 41.4 | 49.2 | 53.2 | 6.6 | 6.6 | 4.8 | 8.8 | **1.0** | 6.1 | 8.2 | 6.0 | 86 | 98 | 90 | SSW 4 | SW 3 | S 3 | 10 | 3 | 1 | 0.0 | [6a-9a, |
| 29 | 43.6 | 52.9 | 51.6 | 6.8 | 9.2 | 9.4 | 10.6 | 6.6 | 7.2 | 8.1 | 6.4 | 98 | 92 | 74 | SW 4 | WSW 3 | SW 4 | 0 | 9 | 5 | — | |
| 30 | 49.5 | 45.6 | 39.7 | 8.6 | 14.6 | 9.2 | 15.2 | 7.4 | 7.0 | 8.3 | 9.7 | 84 | 66 | 96 | W 2 | C 0 | NW 1 | 8 | 1 | 10 | — | |
| 31 | **26.0** | 29.4 | 40.0 | 11.2 | 7.2 | 3.8 | 13.4 | 2.0 | 7.6 | 5.3 | 5.6 | 74 | 69 | 93 | W 2 | SW 6 | SW 5 | 10 | 8 | 9 | — | △ ch 10a20; hura |
| Pro. Mit. | 49.6 | 50.0 | 50.1 | 8.7 | 11.6 | 9.3 | 12.9 | 6.1 | 7.4 | 8.8 | 7.5 | 87 | 84 | 84 | 2.4 | 2.6 | 2.2 | 5.6 | 5.4 | 5.1 | 27.1 | |

**PUNTA ARENAS** (H = 4 m) **MARZO 1912** φ = 53° 10′ S λ = 70° 54′ W $C_g$ = +0 +0

| | | | | | | | | | | | | | | | | | | | | | | |
|---|---|---|---|---|---|---|---|---|---|---|---|---|---|---|---|---|---|---|---|---|---|---|
| 1 | *57.6* | 53.8 | 53.8 | *5.4* | 9.9 | 10.8 | 11.5 | 4.0 | *5.4* | 7.0 | 6.6 | *80* | 76 | 68 | N 3 | NNW 4 | W 4 | 10 | 10 | 5 | — | ≡⁰ al W |
| 2 | 53.8 | 53.5 | 50.6 | 13.2 | 15.6 | 10.4 | 17.5 | 9.7 | 6.8 | 6.3 | 7.5 | 60 | 47 | 79 | W 4 | WNW 4 | NW 2 | 9 | 4 | 10 | — | |
| 3 | 51.3 | 53.9 | 54.9 | 9.3 | 12.6 | 5.8 | 13.7 | 5.8 | 5.4 | 4.3 | 4.6 | 61 | **89** | 67 | WSW 4 | SW 4 | NNW 1 | 7 | 4 | 10 | — | |
| 4 | 48.0 | 50.9 | *54.8* | 7.9 | 12.2 | *6.0* | 12.8 | 5.0 | 7.5 | 4.3 | *4.3* | 93 | 40 | *61* | N 1 | SW 4 | W 3 | 10 | 6 | 0 | 1.1 | ●⁰ a |
| 5 | 53.6 | 48.6 | 42.9 | 11.5 | 16.2 | 10.8 | **17.8** | 10.8 | 6.5 | 6.1 | 8.8 | 64 | 44 | 91 | NE 2 | NNW 3 | N 1 | 3 | 7 | 10 | 0.8 | ●⁰ p; ◠² 5p |
| 6 | 45.5 | 46.0 | 48.7 | 6.7 | 9.1 | 3.4 | 11.0 | 3.4 | 4.8 | 4.2 | 4.1 | 66 | 48 | 70 | W 3 | W 6 | W 5 | 7 | 8 | 1 | 0.4 | |
| 7 | 57.8 | 62.6 | **64.0** | 5.2 | 7.9 | 6.4 | 9.5 | 2.4 | 4.2 | 4.4 | 5.2 | 64 | 55 | 72 | SW 5 | W 6 | W 5 | 2 | 8 | 8 | — | |
| 8 | 62.4 | 61.8 | 59.6 | 9.3 | 11.4 | 8.4 | 13.4 | 5.8 | 5.7 | 6.4 | 6.0 | 66 | 64 | 73 | W 5 | W 5 | W 5 | 5 | 7 | 4 | — | |
| 9 | 54.5 | 50.6 | 48.6 | 9.9 | 13.8 | 8.6 | 14.3 | 7.2 | 6.3 | 6.0 | 5.7 | 69 | 51 | 68 | SW 3 | W 10 | W 9 | 7 | 3 | 3 | — | ↙ durante el dia |
| 10 | *52.3* | 55.8 | 55.6 | *6.9* | 9.6 | 6.3 | 11.3 | 3.5 | *4.9* | 4.6 | 5.0 | *66* | 52 | 70 | SW 5 | W 4 | SW 2 | 6 | 4 | 1 | — | |
| 11 | 54.0 | 53.8 | 54.3 | 8.3 | 12.6 | 9.0 | 13.9 | 5.7 | 5.8 | 6.7 | 5.7 | 70 | 61 | 66 | SW 2 | SW 4 | SW 4 | 5 | 9 | 1 | — | ↙ n |
| 12 | 55.1 | 55.2 | 55.2 | 9.6 | 13.3 | 9.4 | 14.8 | 6.7 | 5.8 | 5.8 | 6.1 | 65 | 51 | 69 | W 4 | W 5 | W 5 | 3 | 6 | 6 | — | |
| 13 | 56 6 | 57.6 | 59.0 | 8.9 | 12.4 | 9.4 | 13.4 | 7.8 | 6.1 | 5.7 | 6.0 | 72 | 53 | 68 | W 2 | W 5 | SW 1 | 6 | 8 | 9 | — | |
| 14 | 55.4 | 53.3 | 52.2 | 10.5 | 14.9 | 10.8 | 16.0 | 7.8 | 7.3 | 7.1 | 6.2 | 77 | 56 | 64 | NW 2 | W 5 | SE 2 | 9 | 5 | 3 | — | |
| 15 | 52.3 | 53.6 | 55.0 | 12.1 | 12.0 | 8.0 | 16.4 | 8.0 | 7.3 | 7.4 | 6.4 | 69 | 71 | 80 | SW 1 | SE 2 | C 0 | 4 | 9 | 9 | — | ●² 11p55-MN |
| 16 | 52.1 | 51.5 | 52.6 | 6.7 | 13.4 | 11.6 | 15.7 | 6.0 | 7.2 | 8.3 | 7.5 | **99** | 72 | 73 | SE 2 | W 3 | C 0 | 10 | 9 | 10 | 9.9 | ●² MN-7a, ||| 7a-8a |
| 17 | 54.0 | 54.1 | 54.7 | 9.8 | 15.0 | 9.6 | 17.5 | 5.1 | 7.4 | 7.4 | 6.0 | 82 | 58 | 67 | C 0 | W 4 | C 0 | 9 | 7 | 10 | 0.6 | ∞ |
| 18 | 54.7 | 55.3 | 56.2 | 9.8 | 14.9 | 9.2 | 15.9 | 8.2 | 6.5 | 5.6 | 6.5 | 72 | 45 | 75 | W 2 | WSW 3 | N 2 | 8 | 6 | 9 | — | |
| 19 | *57.6* | 56.3 | 54.9 | *9.1* | 11.1 | 11.9 | 14.7 | 7.2 | *7.2* | **9.8** | 7.1 | *83* | **99** | 68 | NW 1 | N 1 | NW 1 | 10 | 10 | 10 | — | ● gt 8a, ||| 1p45-9p |
| 20 | 52.6 | 49.2 | 47.1 | 8.9 | 13.8 | 10.4 | 15.5 | 5.5 | 7.4 | 7.4 | 7.1 | 86 | 63 | 76 | C 0 | NE 1 | C 0 | 4 | 6 | 0 | 0.2 | |
| 21 | 43.1 | 44.2 | 44.6 | 11.1 | 10.6 | 7.8 | 14.0 | 6.0 | 5.7 | 4.8 | 4.8 | 57 | 50 | 60 | C 0 | WSW 4 | W 4 | 0 | 7 | 0 | — | |
| 22 | 45.0 | 45.7 | 45.6 | 7.5 | 13.1 | 6.8 | 14.2 | 5.0 | 4.6 | 5.1 | 5.5 | 60 | 45 | 75 | W 6 | NW 2 | NW 2 | 1 | 9 | 10 | 1.5 | ●⁰ an |
| 23 | 45.2 | 44.9 | 46.0 | 5.5 | 9.9 | 3.2 | 12.0 | 3.3 | 5.4 | 4.1 | 4.2 | 80 | 45 | 72 | C 0 | SW 1 | SW 1 | 8 | 5 | 2 | — | |
| 24 | *45.6* | 43.8 | *45.6* | *3.5* | 9.0 | *4.9* | 10.7 | 2.0 | *4.7* | 5.4 | *6.2* | *80* | 63 | *96* | NNW 2 | S 1 | SW 2 | 7 | 10 | 5 | — | ●¹ 3p30-MN [del |
| 25 | 51.0 | 52.8 | 54.0 | 3.3 | 7.0 | 5.0 | 8.0 | **1.0** | 4.5 | 3.8 | 4.1 | 77 | 50 | 62 | SSW 2 | WSW 2 | SW 2 | 4 | 9 | 2 | **11.2** | ●¹ MN-2a; nieve en |
| 26 | 46.8 | 38.0 | 33.5 | 2.5 | 12.2 | 7.8 | 13.2 | 1.4 | 4.9 | **5.9** | 5.7 | 89 | 56 | 72 | N 2 | NNW 3 | NNW 2 | 10 | 10 | 10 | — | ⚹⁰ 6a30-7a; nieve en |
| 27 | 32.9 | 36.6 | 39.0 | 3.9 | 3.1 | 4.3 | 8.0 | 2.2 | 5.1 | 4.9 | 4.4 | 85 | 86 | 71 | WSW 1 | W 1 | W 2 | 10 | 10 | 10 | 3.8 | ●¹ a inter. 4a30-MD |
| 28 | 46.6 | 52.5 | 55.5 | 5.8 | 7.4 | 5.0 | 9.0 | 4.2 | 4.2 | 3.8 | 4.1 | 61 | 50 | 62 | WSW 3 | SW 4 | W 2 | 3 | 9 | 10 | 5.6 | [1p |
| 29 | 53.9 | 52.3 | 51.2 | 6.9 | 8.5 | 7.4 | 8.7 | 1.3 | 4.6 | 5.2 | 5.6 | 62 | 62 | 73 | W 3 | S 2 | NNE 1 | 9 | 9 | 9 | — | ⌊⁰an |
| 30 | 48.3 | 43.7 | 36.3 | 8.9 | 14.7 | 11.9 | 15.1 | 5.0 | 6.1 | 6.2 | 6.8 | 72 | 49 | 65 | NW 2 | WNW 4 | NW 3 | 9 | 8 | 8 | — | ● gt 2p; ⊽⁰ 9p, ◠⁰ |
| 31 | **24.8** | 35.4 | 42.0 | *10.4* | 6.2 | 1.0 | 12.5 | **1.0** | *7.9* | **8.5** | 3.8 | *84* | 50 | 76 | N 2 | SW 3 | W 1 | 10 | 6 | 8 | 3.1 | ●¹ a inter. 0a45-8a |
| Pro. Mit. | 50.4 | 50.6 | 50.6 | 8.0 | 11.4 | 7.8 | 13.3 | 5.1 | 5.9 | 5.7 | 5.7 | 73 | 56 | 71 | 2.4 | 3.5 | 2.4 | 6.6 | 7.2 | 6.2 | 38.2 | |

Barómetro reducido a 0°C y a gravedad normal.

Barometer reduciert auf 0°C und Norm

(1) rros; ◠⁰ 2p

## A DUNGENES (H = 5 m) — MARZO 1912 — φ = 52° 24′ S — λ = 68° 25′ W — $h_a$ = —

| a la ap. p. ien | Velocidad del viento Windgeschwindigkeit | | | | | | | | Nubes (clase y dirección) Wolken (Art und Richtung) | | | Agua caída Niederschlag | | | Evaporación Verdunstung | | | |
|---|---|---|---|---|---|---|---|---|---|---|---|---|---|---|---|---|---|---|
| | m/minuto | | | km | | | | | | | | mm | | | mm | | | |
| Min. | 7a | 2p | 9p | 9p-7a | 7a-2p | 2p-9p | 7a-7a | k/1h | 7a | 2p | 9p | 7a | 2p | 9p | 7a | 2p | 9p | 7a-7a |
| | | | | | | | | | fr-cu | ni | ni | | | | | | | |
| | | | | | | | | | cu-ni | ci-str | ni | | | | | | | |
| | | | | | | | | | str-cu | ci-str | ci | | | | | | | |
| | | | | | | | | | ni | | | | | | | | | |
| | | | | | | | | | | | ni | | | | | | | |
| | | | | | | | | | ci-cu | str-cu | cu-ni | | | | | | | |
| | | | | | | | | | | fr-cu | cu-ni | | | | | | | |
| | | | | | | | | | str-cu | fr-ni | ni | | | | | | | |
| | | | | | | | | | fr-ni | str-cu | | | | | | | | |
| | | | | | | | | | fr-cu | fr-cu | ni | | | | | | | |
| | | | | | | | | | fr-cu | ci-cu | | | | | | | | |
| | | | | | | | | | ci | ci | | | | | | | | |
| | | | | | | | | | ni | cu-ni | ni | | | | | | | |
| | | | | | | | | | fr-cu | ci | | | | | | | | |
| | | | | | | | | | ni | cu-ni | ci-cu | | | | | | | |
| | | | | | | | | | a-str | | ni | | | | | | | |
| | | | | | | | | | ci-cu | str-cu | ni | | | | | | | |
| | | | | | | | | | ni | fr-cu | | | | | | | | |
| | | | | | | | | | ci | ci-cu | | | | | | | | |
| | | | | | | | | | | ci-cu | ci-cu | | | | | | | |
| | | | | | | | | | | ci-cu | | | | | | | | |
| | | | | | | | | | ci | a-str | ni | | | | | | | |
| | | | | | | | | | ni | cu-ni | fr-ni | | | | | | | |
| | | | | | | | | | str-cu | ci-cu | | | | | | | | |
| | | | | | | | | | ni | fr-cu | ni | | | | | | | |
| | | | | | | | | | ni | ci-cu | ci | | | | | | | |
| | | | | | | | | | | cu-ni | fr-ni | | | | | | | |
| | | | | | | | | | fr-cu | ci | | | | | | | | |
| | | | | | | | | | ni | a str | cu-ni | | | | | | | |

## A ARENAS (H = 4 m) — MARZO 1912 — φ = 53° 10′ S — λ = 70° 54′ W — $h_a$ = 11.2 m

| | | | | | | | | | | | | | | | | | | |
|---|---|---|---|---|---|---|---|---|---|---|---|---|---|---|---|---|---|---|
| 3.0 | 280 | 450 | 480 | 85.0 | 129.8 | 130.6 | 416.0 | 17.3 | a-str | fr-ni N, a-str | cu W | — | — | — | 0.2 | 0.8 | 0.8 | 3.0 |
| 8.7 | 340 | 400 | 120 | 122.0 | 190.9 | 164.9 | 382.4 | 15.9 | str-cu W | cu W, ci | str | — | — | — | 0.2 | 2.1 | 1.0 | 1.8 |
| 4.0 | 350 | 345 | 80 | 105.0 | 148.0 | 81.1 | 460.8 | 19.2 | str-cu W, a-str | cu W | str | — | — | — | 1.1 | 1.8 | 1.1 | 4.2 |
| 3.6 | 90 | 480 | 280 | 92.3 | 180.5 | 130.9 | 321.4 | 13.4 | ni | cu W | | 1.1 | 0.8 | — | 0.0 | 0.6 | 0.6 | 2.9 |
| 9.5 | 100 | 280 | 80 | 131.0 | 110.3 | 56.9 | 442.4 | 18.4 | ci-cu | a-cu NW, ci-cu | ni | — | — | 0.3 | 0.3 | 1.7 | 0.3 | 1.5 |
| 2.5 | 340 | 550 | 420 | 90.5 | 169.8 | 154.6 | 257.7 | 10.7 | cu, a-str | cu W, ni | str hor | 0.1 | — | — | 0.8 | 1.0 | 1.1 | 2.8 |
| 0.8 | 490 | 600 | 500 | 156.4 | 217.9 | 200.2 | 480.8 | 20.0 | cu, str-cu | fr-cu, str-cu | fr-cu W | — | — | — | 0.8 | 1.3 | 1.1 | 2.9 |
| 4.9 | 420 | 430 | 400 | 238.9 | 237.4 | 230.0 | 657.0 | 27.4 | cu, ci-cu | fr-cu W | cu, fr-cu W | — | — | — | 1.0 | 1.7 | 0.9 | 3.4 |
| 5.5 | 300 | **1260** | 1000 | 177.8 | 379.6 | 443.8 | 645.2 | 26.9 | fr-cu W | fr-str hor | cu hor | — | — | — | 0.4 | 2.8 | 2.0 | 3.0 |
| 2.4 | 480 | 340 | 220 | 148.0 | 177.8 | 134.1 | **971.4** | **40.5** | fr-cu W | cu W, ci-cu | cu SW | — | — | — | 1.0 | 1.1 | 0.9 | **5.8** |
| 4.7 | 120 | 450 | 340 | 94.5 | 208.0 | 225.8 | 406.4 | 16.9 | cu, fr-cu W, fr-str | fr-cu SW, ci-str | fr-ni SW, a-str | — | — | — | 1.0 | 1.2 | 1.1 | 3.0 |
| 5.5 | 350 | 480 | 500 | 314.1 | 229.7 | 271.1 | 747.9 | 31.1 | cu, ci-str Bp E-W | fr-cu W, cu, ci-cu | str-cu W | — | — | — | 1.7 | 2.0 | 1.3 | 4.0 |
| 6.7 | 125 | 504 | 100 | 264.8 | 160.5 | 257.0 | 765.6 | 31.9 | fr-str, ci-cu W | fr-cu W, a-cu | cu SW, str | — | — | — | 1.1 | 1.6 | 1.0 | 4.4 |
| 6.4 | 125 | 450 | 100 | 28.1 | 204.4 | 208.1 | 445.6 | 18.6 | str-cu, fr-ni NW | str-cu W, a-cu | cu | — | — | — | 0.2 | 1.2 | 0.2 | 2.8 |
| 7.0 | 90 | 160 | 0 | 193.4 | 119.7 | 58.6 | 605.9 | 25.2 | cu W | str-cu W | str, fr-ni | — | — | — | 0.9 | 0.9 | 0.2 | 2.3 |
| 5.8 | 100 | 240 | 0 | 47.3 | 32.9 | 114.5 | 225.6 | 9.4 | ni | str-cu NW | str | 9.9 | 0.6 | — | 0.0 | 0.1 | 0.7 | 1.1 |
| | 0 | 320 | 0 | 70.0 | 109.4 | 112.0 | **217.4** | **9.1** | str-cu W | fr-cu W, a-cu | str | — | — | — | 0.1 | 0.3 | 0.8 | 0.9 |
| 6.7 | 180 | 240 | 100 | 161.8 | 214.5 | 132.4 | 383.2 | 16.0 | cu, fr-str, a-cu W | fr-cu W, str-cu SW | str | — | — | — | 0.8 | 1.0 | 0.8 | 1.9 |
| 6.8 | 70 | 80 | 90 | 56.7 | 69.6 | 70.0 | 403.6 | 16.8 | str | ni | str | — | 0.1 | 0.1 | 0.3 | 0.1 | 0.2 | 2.1 |
| 3.5 | 0 | 80 | 0 | 101.0 | 74.9 | 158.0 | 240.6 | 10.0 | ci-str | ci-str | | — | — | — | 0.7 | 0.9 | 0.5 | 1.0 |
| 3.9 | 0 | 350 | 400 | 250.6 | | | 483.5 | 20.1 | | fr-cu NW | | — | — | — | 0.3 | 1.0 | 0.8 | 1.7 |
| 3.5 | 500 | 120 | 140 | | 179.2 | 112.0 | 773.4 | 32.2 | fr-str hor | str-cu NW | a-str | 1.5 | — | — | 1.0 | 0.9 | 0.4 | 2.8 |
| 1.3 | 0 | 90 | 100 | 166.6 | 105.7 | 38.8 | 457.8 | 19.1 | fr-cu W, a-cu | cu W, a-str | cu SW | — | — | — | 0.6 | 0.3 | 0.8 | 1.9 |
| 0.8 | 120 | 90 | 100 | 131.8 | 64.3 | 150.0 | 276.3 | 11.5 | str-cu NW, a-cu W | fr-ni, str | | — | — | 6.1 | 0.0 | 0.2 | 0.4 | 1.1 |
| 0.8 | 150 | 200 | 100 | 261.1 | 121.6 | 98.0 | 475.4 | 19.8 | cu hor | cu W, str | fr-ni al NE | 5.1 | — | — | 0.4 | 0.3 | 0.1 | 1.0 |
| 0.4 | 180 | 250 | 150 | 121.4 | 159.2 | 121.0 | 341.0 | 14.2 | str | fr-cu W, str | str | — | — | — | 0.3 | 0.1 | 0.4 | **0.7** |
| 1.5 | 90 | 100 | 180 | 174.2 | 94.1 | 227.1 | 454.4 | 18.9 | ni | ni | ni | 3.8 | 0.7 | 4.9 | 0.6 | 0.6 | 0.1 | 1.1 |
| 2.0 | 240 | 350 | 180 | 205.1 | 225.2 | 122.6 | 526.3 | 21.9 | cu hor, ci-str | fr-cu W, str-cu | fr-ni, a-str | — | — | — | 0.9 | 1.1 | 0.3 | 1.6 |
| 0.6 | 250 | 150 | 100 | 132.4 | 216.0 | 90.0 | 480.2 | 20.0 | fr-cu, fr-str, ci-str | fr-cu NW, a-str | fr-cu, str-cu NW | — | — | — | 0.7 | 0.3 | 0.7 | 2.1 |
| 3.5 | 180 | 380 | 320 | 134.2 | 171.6 | 239.9 | 440.2 | 18.3 | fr-cu, a-str [hor | str-cu, ci | fr-ni NW, str E | — | 0.0 | — | 0.2 | 0.8 | 0.9 | 1.2 |
| 1.0 | 120 | 250 | 100 | 120.1 | 190.6 | 192.0 | 531.6 | 22.2 | ni | fr-cu, str | cu W | 3.1 | 2.7 | — | 0.2 | 0.8 | 0.2 | 1.9 |
| 3.8 | 199 | 338 | 215 | 145.9 | 163.1 | 157.5 | 474.7 | 19.8 | | | | 24.6 | 4.9 | 11.4 | 17.8 | 30.6 | 21.7 | 71.9 |

Observaciones se efectuaron según hora oficial de Chile (75° de long.)

Alle Beobachtungen nach chilenischer Einheitszeit (75° Länge).

**SAN ISIDRO** (H = 21 m) **MARZO 1912** φ = 53° 48′ S λ = 70° 59′ W $C_g$ =

| Día Tag | Barómetro Barometer 600 700 mm + | | | Temperatura del aire Lufttemperatur C° | | | | | Humedad absoluta Absolute Feuchtigkeit mm | | | Humedad relativa Relative Feuchtigkeit % | | | Dirección y fuerza del viento Richtung und Stärke des Windes 0—12 B | | | Nebulosidad Bewölkung 0—10 | | | Agua caída Niederschlag mm | Notas Bemerkungen |
|---|---|---|---|---|---|---|---|---|---|---|---|---|---|---|---|---|---|---|---|---|---|---|
| | 7a | 2p | 9p | 7a | 2p | 9p | Max. | Min. | 7a | 2p | 9p | 7a | 2p | 9p | 7a | 2p | 9p | 7a | 2p | 9p | 7a - 7a | |
| 1 | 53.9 | 55.1 | 50.1 | 7.2 | 9.8 | 8.8 | | | 5.4 | 6.7 | 7.5 | 72 | 74 | 89 | C 0 | N 3 | N 1 | 8 | 10 | 10 | 1.0 | ● ch; ∞ 1p-5p |
| 2 | 50.4 | 50.1 | 47.8 | 9.0 | 10.2 | 9.2 | | | 8.1 | 6.9 | 7.5 | 95 | 74 | 87 | SW 1 | SW 3 | C 0 | 6 | 9 | 10 | 6.5 | ● ch |
| 3 | 47.5 | 50.7 | 51.7 | 7.6 | 8.8 | 6.2 | | | 5.8 | 5.3 | 5.2 | 74 | 63 | 74 | SW 8 | SW 6 | SW 2 | 5 | 8 | 7 | — | ||| 8a-3p |
| 4 | 44.2 | 46.8 | 50.5 | 6.8 | 10.0 | 7.8 | | | 5.7 | 5.7 | 5.1 | 77 | 62 | 64 | N 2 | SW 7 | SW 6 | 10 | 6 | 7 | 0.0 | ∞ 9a-6p |
| 5 | 50.2 | 44.7 | 39.0 | 8.2 | 11.8 | 9.4 | | | 5.5 | 7.1 | 6.9 | 67 | 69 | 79 | SW 1 | SW 1 | SW 1 | 3 | 3 | 10 | 11.5 | ● ch |
| 6 | 41.8 | 42.2 | 44.9 | 4.8 | 7.6 | 3.2 | | | 5.0 | **4.2** | 4.6 | 78 | 55 | 80 | SW 6 | SW 7 | SW 6 | 7 | 10 | 10 | — | ● ch |
| 7 | 53.2 | 58.1 | **58.9** | 4.2 | 6.2 | 6.6 | | | 4.4 | 5.0 | 5.4 | 71 | 71 | 74 | SW 8 | SW 8 | SW 8 | 10 | 10 | 10 | 26.5 | ● ch |
| 8 | 57.4 | 56.3 | 53.9 | 8.2 | 10.0 | 9.2 | | | 6.1 | 6.6 | 6.2 | 75 | 72 | 71 | SW 8 | SW 9 | SW 7 | 7 | 10 | 8 | 11.0 | ◠ I |
| 9 | 50.2 | 48.3 | 46.0 | 10.2 | 10.8 | 7.6 | | | 6.2 | 6.5 | 6.3 | 67 | 68 | 80 | SW 8 | SW 8 | SW 6 | 6 | 8 | 5 | — | |
| 10 | 48.0 | 51.3 | 51.2 | 5.2 | 5.8 | 5.6 | | | 5.2 | 5.2 | 5.3 | 78 | 71 | 79 | SW 6 | SW 8 | SW 8 | 7 | 10 | 10 | 16.0 | ● ch |
| 11 | 49.0 | 49.8 | 50.9 | 8.2 | 11.8 | 8.8 | | | 5.7 | 6.2 | 5.5 | 70 | 60 | 66 | SW 8 | SW 8 | SW 6 | 8 | 10 | 6 | 4.0 | ● ch |
| 12 | 51.8 | 50.4 | 51.6 | 8.6 | 11.2 | 8.8 | | | 6.1 | 7.5 | 6.2 | 73 | 75 | 73 | SW 6 | SW 6 | SW 4 | 10 | 8 | 4 | — | ∞ 6a-2p |
| 13 | 53.0 | 54.0 | 55.5 | 7.8 | 7.2 | 6.4 | | | 6.1 | 7.1 | 6.6 | 78 | 94 | 91 | SW 4 | SW 6 | SW 4 | 9 | 6 | 8 | 0.0 | ● ch, ||| 2a-9p |
| 14 | 50.5 | 48.8 | 47.9 | 10.8 | 14.8 | 9.2 | | | 8.0 | 6.3 | 6.8 | 83 | **51** | 79 | SW 4 | SW 6 | SW 6 | 10 | 7 | 2 | 10.0 | ● ch |
| 15 | 48.6 | 50.5 | 51.2 | 7.8 | 8.2 | 6.2 | | | 7.0 | 6.5 | 5.8 | 89 | 81 | 82 | SSW 7 | S 8 | SW 1 | 10 | 10 | 10 | 7.0 | ● ch |
| 16 | 50.2 | 48.2 | 50.4 | 5.2 | 7.2 | 8.8 | | | 6.4 | 7.1 | 7.8 | 97 | 94 | 92 | NE 4 | NE 2 | SW 2 | 10 | 8 | 8 | 5.5 | ● ch, ||| 1a-4p |
| 17 | 50.2 | 50.5 | 50.6 | 7.6 | 9.8 | 9.2 | | | 7.3 | 7.9 | 6.8 | 94 | 87 | 79 | SW 2 | C 0 | SW 1 | 6 | 8 | 4 | 1.0 | ● ch |
| 18 | 51.0 | 51.4 | 52.4 | 9.0 | 11.8 | 9.0 | | | 6.1 | 6.9 | 7.2 | 71 | 67 | 84 | SW 1 | SSW 6 | SW 2 | 10 | 10 | 10 | 1.0 | ≡ 6a-8p30 |
| 19 | 53.6 | 52.9 | 51.8 | 8.8 | 8.6 | 9.2 | | | 6.8 | 8.1 | **8.4** | 88 | 98 | 98 | C 0 | NE 3 | N 2 | 10 | 4 | 2 | — | ● ch |
| 20 | 49.7 | 46.4 | 43.6 | 5.6 | 9.8 | 10.2 | | | 6.6 | 7.9 | 8.1 | 97 | 87 | 87 | C 0 | NE 1 | NE 1 | 2 | 8 | 3 | 5.0 | ≡ 3a-10p |
| 21 | 38.7 | 40.4 | 41.0 | 11.4 | 10.2 | 7.2 | | | 8.3 | 7.8 | 6.7 | 83 | 84 | 89 | WNW 3 | SW 7 | N 3 | 10 | 10 | 10 | — | ◠ 1p-2p |
| 22 | 42.0 | 42.0 | 41.8 | 7.8 | 8.4 | 6.4 | | | 6.8 | 7.5 | 6.6 | 86 | 92 | 91 | SW 6 | W 2 | SW 4 | 2 | 8 | 6 | 8.0 | ● ch |
| 23 | 42.0 | 41.5 | 42.5 | 9.4 | 8.4 | 6.0 | | | 7.3 | 5.3 | 6.9 | 84 | 65 | 99 | W 2 | SW 3 | C 0 | 2 | 3 | 0 | 1.0 | ≡ 5a-4p |
| 24 | 42.7 | 41.6 | 43.0 | 5.6 | 8.0 | 7.0 | | | 6.2 | 6.8 | 6.8 | 91 | 85 | 91 | C 0 | N 2 | C 0 | 4 | 10 | 10 | — | ● ch |
| 25 | 47.3 | 48.9 | 51.8 | 9.8 | 7.0 | 6.2 | | | 7.0 | 6.5 | 6.8 | 78 | 87 | 96 | SSW 6 | SW 6 | W 4 | 7 | 8 | 3 | 7.0 | ● ch |
| 26 | 44.7 | 33.8 | 30.1 | 6.0 | 7.8 | 7.4 | | | 6.3 | 7.1 | 6.7 | 90 | 90 | 88 | NNE 4 | NNE 6 | N 2 | 10 | 10 | 4 | 1.0 | ● ch |
| 27 | 29.1 | 31.6 | 34.9 | 4.0 | 6.2 | 5.2 | | | 6.1 | 6.4 | 6.0 | **00** | 90 | 90 | SW 6 | SW 8 | SW 9 | 10 | 10 | 8 | 8.0 | ● contínua; ∞ II |
| 28 | 43.0 | 49.1 | 50.9 | 5.4 | 6.0 | 5.2 | | | 5.5 | 5.8 | 6.4 | 82 | 84 | 97 | SW 10 | SW 9 | SW 6 | 6 | 9 | 7 | **33.5** | |
| 29 | 50.1 | 48.5 | 47.3 | 6.8 | 10.2 | 9.0 | | | 6.7 | 5.5 | 6.0 | 91 | 59 | 70 | SW 4 | SW 4 | SW 2 | 8 | 6 | 9 | — | |
| 30 | 44.5 | 39.4 | 33.4 | 8.2 | 11.6 | 10.0 | | | 6.7 | 6.2 | 7.1 | 82 | 61 | 78 | W 2 | S 2 | N 4 | 10 | 10 | 10 | — | |
| 31 | **20.6** | 30.3 | 37.5 | 9.0 | 7.0 | 1.0 | | | 7.2 | 6.4 | 4.7 | 84 | 85 | 96 | SW 6 | SW 10 | SW 8 | 10 | 10 | 10 | 9.0 | ● contínua; ∞ 6a- |
| Pro. Mit. | 46.7 | 46.9 | 46.9 | 7.6 | 9.1 | 7.4 | | | 6.4 | 6.5 | 6.4 | 82 | 76 | 84 | 4.3 | 5.3 | 3.7 | 7.5 | 8.3 | 7.1 | 173.5 | |

**Barómetro reducido a 0°C y a gravedad normal.**

**Barometer reduciert auf 0°C und Norm**

**IDRO** (H = 21 m) **MARZO 1912** φ = 53° 48′ S λ = 70° 59′ W $h_a$ = —

| a la p. en. Hin. | Velocidad del viento Windgeschwindigkeit m/minuto 7a | 2p | 9p | km 9p-7a | 7a-2p | 2p-9p | 7a-7a | k/1h | Nubes (clase y dirección) Wolken (Art und Richtung) 7a | 2p | 9p | Agua caída Niederschlag mm 7a | 2p | 9p | Evaporación Verdunstung mm 7a | 2p | 9p | 7a-7a |
|---|---|---|---|---|---|---|---|---|---|---|---|---|---|---|---|---|---|---|
| | | | | | | | | | | | | — | — | 1.0 | | | | |
| | | | | | | | | | | | | 5.5 | — | — | | | | |
| | | | | | | | | | | | | — | — | — | | | | |
| | | | | | | | | | | | | 0.0 | 11.5 | — | | | | |
| | | | | | | | | | | | | — | — | — | | | | |
| | | | | | | | | | | | | — | 12.5 | 13.5 | | | | |
| | | | | | | | | | | | | 0.5 | — | 11.0 | | | | |
| | | | | | | | | | | | | — | — | — | | | | |
| | | | | | | | | | | | | — | — | — | | | | |
| | | | | | | | | | | | | 16.0 | — | 3.0 | | | | |
| | | | | | | | | | | | | 1.0 | — | — | | | | |
| | | | | | | | | | | | | — | — | — | | | | |
| | | | | | | | | | | | | 0.0 | 0.0 | 10.0 | | | | |
| | | | | | | | | | | | | — | 0.5 | -- | | | | |
| | | | | | | | | | | | | 6.5 | — | — | | | | |
| | | | | | | | | | | | | 5.5 | 1.0 | 0.0 | | | | |
| | | | | | | | | | | | | — | 1.0 | — | | | | |
| | | | | | | | | | | | | — | — | — | | | | |
| | | | | | | | | | | | | — | 2.0 | 3.0 | | | | |
| | | | | | | | | | | | | — | — | — | | | | |
| | | | | | | | | | | | | — | — | — | | | | |
| | | | | | | | | | | | | 8.0 | — | 1.0 | | | | |
| | | | | | | | | | | | | — | — | — | | | | |
| | | | | | | | | | | | | -- | — | 6.0 | | | | |
| | | | | | | | | | | | | 1.0 | — | — | | | | |
| | | | | | | | | | | | | 1.0 | — | — | | | | |
| | | | | | | | | | | | | 8.0 | 30.0 | 3.5 | | | | |
| | | | | | | | | | | | | — | — | — | | | | |
| | | | | | | | | | | | | — | — | — | | | | |
| | | | | | | | | | | | | — | — | — | | | | |
| | | | | | | | | | | | | 9.0 | 5.0 | 3.0 | | | | |
| | | | | | | | | | | | | 62.0 | 63.5 | 55.0 | | | | |

bservaciones se efectuaron según hora oficial de Chile (75° de long.)

Alle Beobachtungen nach chilenischer Einheitszeit (75° Länge).

**ARICA** (H = 10 m) **ABRIL 1912** φ = 18° 29′ S λ = 70° 20′ W $C_g$ =

| Dia Tag | Barómetro Barometer 700 mm + | | | Temperatura del aire Lufttemperatur C° | | | | | Humedad absoluta Absolute Feuchtigkeit mm | | | Humedad relativa Relative Feuchtigkeit % | | | Dirección y fuerza del viento Richtung und Stärke des Windes 0—12 B | | | Nebulosidad Bewölkung 0—10 | | | Agua caida Niederschlag mm | Notas Bemerkungen |
|---|---|---|---|---|---|---|---|---|---|---|---|---|---|---|---|---|---|---|---|---|---|---|
| | 7a | 2p | 9p | 7a | 2p | 9p | Max. | Min. | 7a | 2p | 9p | 7a | 2p | 9p | 7a | 2p | 9p | 7a | 2p | 9p | 7a-7a | |
| 1 | 58.2 | 57.1 | 58.6 | 20.2 | 23.2 | 20.4 | 23.2 | 17.0 | 14.6 | 15.4 | **15.5** | 83 | 73 | 87 | C | SW | SW | 10 | 3 | 3 | — | |
| 2 | 59.8 | 58.6 | 60.4 | 20.0 | 22.2 | 20.4 | 22.8 | 14.4 | 13.2 | 13.4 | 12.6 | 76 | 68 | 71 | NW | SW | C | 0 | 0 | 0 | — | |
| 3 | 60.2 | 58.3 | 59.9 | 20.2 | 22.2 | 20.2 | 23.0 | 17.0 | 13.1 | 13.4 | 13.1 | 74 | 68 | 74 | C | SW | SW | 0 | 0 | 0 | — | |
| 4 | 59.7 | 57.1 | 57.8 | 20.4 | 21.4 | 20.2 | 27.3 | 16.4 | 11.4 | 13.9 | 12.5 | 64 | 74 | 71 | NW | SW | C | 0 | 0 | 10 | — | |
| 5 | 58.2 | 56.1 | 57.1 | 20.2 | 23.0 | 20.0 | 23.2 | 17.2 | 13.1 | 12.6 | 14.1 | 74 | 60 | 81 | C | SW | C | 10 | 0 | 10 | — | |
| 6 | 58.2 | **56.0** | 57.9 | 21.4 | 23.2 | 20.2 | 23.4 | 16.4 | 12.3 | 12.2 | 12.8 | 65 | 58 | 73 | N | SW | C | 10 | 0 | 0 | — | |
| 7 | 58.2 | 56.4 | 57.9 | 20.4 | 21.4 | 20.2 | 22.4 | 16.2 | 12.6 | 12.0 | 13.1 | 71 | 64 | 74 | C | SW | C | 0 | 0 | 0 | — | |
| 8 | 58.2 | 57.1 | 58.1 | 20.4 | 22.0 | 20.2 | 22.4 | 15.3 | 11.4 | 12.0 | 12.5 | 64 | 61 | 71 | NW | SW | C | 10 | 0 | 0 | — | |
| 9 | 57.7 | 57.1 | 57.6 | 20.2 | 21.4 | 20.4 | 23.2 | 16.4 | 12.8 | 12.3 | 12.6 | 73 | 65 | 71 | C | SW | C | 10 | 0 | 0 | — | |
| 10 | 57.9 | 56.9 | 57.6 | 19.4 | 21.0 | 20.0 | 22.4 | 15.3 | 13.3 | 12.3 | 12.9 | 79 | 67 | 74 | C | SW | C | 0 | 1 | 0 | — | |
| 11 | 57.3 | 57.6 | 58.1 | 18.4 | 21.0 | 21.0 | **27.4** | 17.3 | 12.7 | 12.3 | 13.5 | 80 | 67 | 74 | SW | SW | C | 10 | 0 | 0 | — | |
| 12 | 58.3 | 57.4 | 58.1 | 20.0 | 22.4 | 21.0 | 23.2 | 16.3 | 11.7 | 12.7 | 13.5 | 67 | 63 | 74 | NW | SW | C | 4 | 0 | 0 | — | |
| 13 | 58.2 | 57.5 | 58.1 | 20.2 | 22.4 | 19.4 | 23.0 | 16.3 | 12.8 | 12.7 | 13.3 | 73 | 63 | 79 | SW | SW | C | 10 | 0 | 0 | — | |
| 14 | 59.8 | 58.8 | 58.1 | 20.0 | 21.4 | 19.4 | 23.0 | 16.3 | 14.1 | 12.3 | 13.3 | 81 | 65 | 79 | C | SW | C | 10 | 0 | 0 | — | |
| 15 | 57.6 | 56.9 | 57.9 | 20.2 | 21.4 | 19.4 | 22.3 | 14.2 | 12.8 | 13.3 | 11.5 | 73 | 70 | 68 | SW | SW | C | 0 | 0 | 10 | — | |
| 16 | 59.3 | 58.4 | 60.3 | 19.4 | 23.0 | 20.4 | 24.2 | 16.3 | 12.0 | 11.4 | 13.9 | 72 | 55 | 78 | C | SW | C | 3 | 0 | 0 | — | |
| 17 | 60.2 | 60.4 | 60.3 | 20.2 | 21.2 | 20.2 | 23.0 | 15.0 | 11.3 | 13.7 | 12.8 | 64 | 74 | 73 | NE | SW | SW | 4 | 0 | 0 | — | |
| 18 | 60.8 | 58.1 | 58.7 | 19.4 | 21.0 | 21.2 | 23.2 | 16.0 | 11.5 | 13.5 | 12.5 | 68 | 74 | 67 | C | SW | SW | 0 | 0 | 0 | — | |
| 19 | 59.7 | 58.6 | 60.1 | 20.0 | 21.4 | 20.2 | 27.2 | 17.0 | 13.2 | 13.3 | 13.1 | 76 | 70 | 74 | SW | SW | N | 10 | 0 | 10 | — | |
| 20 | 60.5 | 59.6 | 60.1 | 20.4 | 20.4 | 20.2 | 27.0 | 13.0 | 12.6 | 13.0 | 13.1 | 71 | 73 | 74 | SW | SW | C | 10 | 0 | 0 | — | |
| 21 | 58.5 | 57.6 | 57.9 | 17.4 | 20.4 | 19.4 | 24.4 | 14.3 | 9.8 | 12.3 | 13.6 | 67 | 69 | 81 | E | SW | C | 0 | 0 | 0 | — | |
| 22 | 58.3 | 58.2 | 58.6 | 19.2 | 20.4 | 20.4 | 26.2 | 16.3 | **9.0** | 12.6 | 12.6 | **55** | 71 | 71 | W | SW | SW | 0 | 0 | 0 | — | |
| 23 | 60.4 | 58.8 | 60.4 | 18.4 | 22.0 | 20.4 | 22.2 | **13.3** | 10.9 | 13.5 | 14.2 | 69 | 69 | 80 | NW | SW | SW | 0 | 0 | 0 | — | |
| 24 | 59.3 | 58.8 | 60.4 | 19.4 | 22.0 | 20.4 | 22.4 | 14.3 | 10.3 | 13.5 | 14.2 | 61 | 69 | 80 | E | SW | C | 0 | 0 | 0 | — | |
| 25 | 58.3 | 58.4 | **60.9** | 19.2 | 21.4 | 20.2 | 22.4 | 15.2 | 10.4 | 13.9 | 12.8 | 63 | 74 | 73 | NW | SW | C | 0 | 0 | 0 | — | |
| 26 | 60.8 | 59.4 | 57.6 | 19.2 | 21.4 | 21.2 | 23.4 | 14.3 | 10.4 | 13.6 | 13.7 | 63 | 72 | 74 | E | SW | SW | 0 | 0 | 0 | — | |
| 27 | 60.7 | 59.1 | 57.9 | 21.0 | 21.4 | 20.2 | 21.6 | 16.3 | 12.3 | 12.0 | 12.8 | 67 | 64 | 73 | SW | SW | C | 10 | 0 | 0 | — | |
| 28 | 59.3 | 58.1 | 57.9 | 19.4 | 21.2 | 20.2 | 22.2 | 16.3 | 13.3 | 11.8 | 12.8 | 79 | 64 | 73 | C | SW | C | 10 | 0 | 0 | — | |
| 29 | 59.8 | 58.9 | 60.2 | 19.4 | 21.4 | 18.4 | 26.2 | 15.3 | 12.0 | 10.8 | 9.8 | 72 | 57 | 62 | C | SW | SW | 10 | 3 | 0 | — | |
| 30 | 60.8 | 59.2 | 60.7 | 19.4 | 20.4 | 19.4 | 26.2 | 16.1 | 10.6 | 11.4 | 10.6 | 63 | 64 | 63 | N | SW | C | 10 | 0 | 10 | — | |
| Pro. Mit. | 59.1 | 58.0 | 58.8 | 19.8 | 21.6 | 20.2 | 23.8 | 15.7 | 12.0 | 12.8 | 13.0 | 70 | 67 | 74 | | | | 5.0 | 0.2 | 1.8 | — | |

**IQUIQUE** (H = 10 m) **ABRIL 1912** φ = 20° 12′ S λ = 70° 11′ W $C_g$ =

| | | | | | | | | | | | | | | | | | | | | | | | |
|---|---|---|---|---|---|---|---|---|---|---|---|---|---|---|---|---|---|---|---|---|---|---|---|
| 1 | 60.6 | 61.0 | 62.1 | 18.8 | 22.8 | 19.0 | 23.4 | 15.4 | 13.0 | 15.0 | 14.1 | 81 | 73 | 87 | SW 1 | SW 2 | S 2 | 0 | 0 | 10 | — | |
| 2 | 62.0 | 61.1 | **64.2** | 19.0 | 23.0 | 19.8 | **25.4** | 15.0 | 12.9 | 14.6 | 14.3 | 79 | 70 | 83 | SW 2 | SSW 2 | C 0 | 4 | 8 | 0 | — | |
| 3 | 64.1 | 61.1 | 63.2 | 18.4 | 22.0 | 19.4 | 24.0 | 14.8 | 13.3 | 14.2 | **9.7** | 84 | 72 | **58** | SW 2 | SSW 2 | C 0 | 8 | 10 | 10 | — | |
| 4 | 61.8 | 59.6 | 61.5 | 18.6 | 21.6 | 19.2 | 23.8 | 15.6 | 13.4 | 14.1 | 14.0 | 84 | 74 | 85 | SE 1 | SSW 2 | SW 2 | 10 | 10 | 8 | — | |
| 5 | 60.8 | 59.8 | 60.7 | 18.4 | 23.4 | 19.4 | 25.0 | 14.8 | 13.3 | 12.7 | 12.9 | 84 | 59 | 77 | C 0 | W 1 | SE 1 | 10 | 2 | 4 | — | |
| 6 | 61.2 | 60.3 | 61.6 | 17.6 | 21.8 | 19.0 | 25.0 | 14.8 | 13.2 | 13.7 | 12.9 | 88 | 71 | 79 | C 0 | SSW 3 | C 0 | 10 | 10 | 0 | — | |
| 7 | 60.5 | 60.5 | 60.7 | 18.0 | 21.4 | 18.8 | **25.4** | 14.8 | 13.2 | 13.9 | 12.4 | 86 | 74 | 77 | C 0 | SW 2 | SW 2 | 0 | 0 | 0 | — | |
| 8 | 61.2 | 59.2 | 61.1 | 17.8 | 21.0 | 19.4 | 23.4 | 14.2 | 11.0 | 13.2 | 13.6 | 72 | 72 | 81 | SW 2 | SSW 2 | SW 2 | 0 | 2 | 10 | — | |
| 9 | 61.0 | **58.7** | 62.0 | 18.6 | 20.6 | 19.4 | 22.4 | 16.0 | 13.1 | 14.4 | 13.6 | 83 | 80 | 81 | SW 2 | S 2 | SW 2 | 10 | 10 | 10 | — | |
| 10 | 60.3 | 60.2 | 61.8 | 18.0 | 20.2 | 18.8 | 22.8 | 14.8 | 12.9 | 14.0 | 13.9 | 84 | 80 | 87 | SW 2 | SW 2 | C 0 | 10 | 8 | 10 | — | |
| 11 | 60.4 | 59.2 | 62.5 | 18.6 | 20.4 | 18.6 | 23.4 | 14.8 | 12.5 | 14.5 | 13.4 | 79 | 82 | 84 | E 2 | SW 2 | S 2 | 10 | 10 | 0 | — | |
| 12 | 61.0 | 59.5 | 60.7 | 18.0 | 20.6 | 19.0 | 24.0 | 16.2 | 12.3 | 12.4 | 12.9 | 80 | 69 | 79 | C 0 | S 2 | SE 2 | 0 | 0 | 0 | — | |
| 13 | 59.6 | 60.2 | 59.4 | 17.4 | 20.0 | 19.8 | 24.0 | 14.6 | 12.7 | 13.5 | 12.4 | 86 | 78 | 72 | C 0 | S 2 | SE 2 | 8 | 10 | 0 | — | |
| 14 | 59.6 | 60.8 | 63.0 | 17.8 | 18.6 | 19.0 | 24.0 | 14.2 | 13.0 | 14.1 | 13.8 | 86 | 88 | 85 | NW 2 | C 0 | C 0 | 10 | 0 | 10 | — | |
| 15 | 60.8 | 59.8 | 62.1 | 18.6 | 22.4 | 18.4 | 24.2 | 16.4 | 12.5 | **15.3** | 13.0 | 79 | 76 | 82 | C 0 | SW 2 | C 0 | 0 | 10 | 0 | — | |
| 16 | 61.0 | 59.2 | 63.4 | 18.6 | 20.4 | 19.4 | 24.2 | 14.4 | 12.5 | 14.5 | 12.0 | 79 | 82 | 72 | C 0 | SW 2 | C 0 | 0 | 0 | 0 | — | |
| 17 | 63.0 | 61.3 | 63.4 | 19.4 | 21.8 | 18.4 | 24.0 | 16.0 | 12.9 | 13.0 | 12.7 | 77 | 67 | 80 | C 0 | SW 3 | SW 2 | 10 | 0 | 0 | — | ↙ 2p50-11p40 |
| 18 | 62.6 | 60.9 | 63.6 | 17.4 | 20.8 | 18.6 | 23.0 | 14.8 | 12.7 | 14.0 | 13.1 | 86 | 77 | 83 | C 0 | SSW 2 | S 1 | 0 | 2 | 0 | — | |
| 19 | 63.1 | 60.9 | 63.6 | 18.6 | 21.0 | 18.4 | 23.2 | 16.0 | 13.4 | 13.2 | 12.7 | 84 | 72 | 80 | SE 2 | SSW 2 | SW 2 | 10 | 4 | 0 | — | |
| 20 | 63.4 | 62.2 | 62.7 | 19.0 | 21.8 | 18.0 | 23.0 | 16.0 | 12.9 | 13.0 | 12.6 | 79 | 67 | 82 | SW 2 | S 2 | S 2 | 10 | 0 | 0 | — | |
| 21 | 61.8 | 61.1 | 61.7 | 16.0 | 19.8 | 18.4 | 23.4 | 13.8 | 11.8 | 13.6 | 12.1 | 87 | 80 | 77 | SW 2 | S 2 | E 2 | 0 | 0 | 0 | — | |
| 22 | 61.6 | 60.5 | 62.3 | 16.2 | 21.4 | 18.4 | 23.8 | **18.0** | 11.7 | 13.3 | 13.6 | 85 | 70 | 86 | S 2 | SSW 2 | C 0 | 0 | 0 | 0 | — | |
| 23 | 61.9 | 62.1 | **64.2** | 17.4 | 21.4 | 18.4 | 25.0 | 14.6 | 12.4 | 14.5 | 13.9 | 84 | 77 | 88 | S 2 | SSW 2 | C 0 | 8 | 2 | 0 | — | |
| 24 | 61.1 | 60.8 | 63.7 | 18.4 | 21.6 | 19.0 | 23.4 | 15.8 | 13.6 | 14.1 | 13.8 | 86 | 74 | 85 | C 0 | S 2 | SW 2 | 0 | 0 | 0 | — | |
| 25 | 61.2 | 61.2 | 64.1 | 17.8 | 21.6 | 19.4 | 23.2 | 14.8 | 13.3 | 14.5 | **9.7** | 88 | 75 | **58** | C 0 | SW 2 | C 0 | 0 | 2 | 0 | — | |
| 26 | 62.7 | 62.2 | 63.3 | 17.8 | 21.8 | 18.0 | 23.8 | 14.8 | 13.3 | 13.7 | 13.5 | 88 | 71 | 88 | C 0 | SSW 3 | C 0 | 0 | 8 | 0 | — | |
| 27 | 63.3 | 61.5 | 63.4 | 19.4 | 21.8 | 19.0 | 23.6 | 15.0 | 12.6 | 13.7 | 13.5 | 75 | 71 | 83 | C 0 | SSW 2 | C 0 | 10 | 6 | 10 | — | Braveza de mar |
| 28 | 61.8 | 60.8 | 61.9 | 18.8 | 22.0 | 19.0 | 24.6 | 16.0 | 11.8 | 12.3 | 13.2 | 73 | 63 | 81 | S 1 | C 0 | C 0 | 10 | 10 | 10 | — | Braveza de mar |
| 29 | 62.5 | 61.8 | 63.2 | 17.4 | 22.0 | 18.8 | 25.2 | 15.0 | 12.4 | 12.9 | 13.0 | 84 | 66 | 81 | C 0 | SW 1 | S 2 | 10 | 10 | 10 | — | Braveza de mar |
| 30 | 63.5 | 61.9 | 63.6 | 18.8 | 20.8 | 18.8 | 22.6 | 16.2 | 12.7 | 13.3 | 13.3 | 79 | 73 | 83 | NW 1 | SW 2 | C 0 | 10 | 10 | 10 | — | |
| Pro. Mit. | 61.6 | 60.6 | 62.5 | 18.2 | 21.3 | 18.9 | 23.9 | 15.1 | 12.7 | 13.8 | 13.0 | 82 | 73 | 80 | 0.9 | 1.9 | 1.0 | 5.6 | 4.8 | 3.7 | — | |

Barómetro reducido a 0°C y a gravedad normal.

Barometer reduciert auf 0°C und Normal

A (H = 10 m) **ABRIL 1912** φ = 18° 29′ S λ = 70° 20′ W $h_a$ = —

| p. a la mp. mp. reien. C° Min. | Velocidad del viento Windgeschwindigkeit m/minuto 7a | 2p | 9p | km 9p-7a | 7a-2p | 2p-9p | 7a-7a | k/1h | Nubes (clase y dirección) Wolken (Art und Richtung) 7a | 2p | 9p | Agua caída Niederschlag mm 7a | 2p | 9p | Evaporación Verdunstung mm 7a | 2p | 9p | 7a-7a |
|---|---|---|---|---|---|---|---|---|---|---|---|---|---|---|---|---|---|---|
| | | | | | | | | | | | | — | — | — | | | | |
| | | | | | | | | | | | | — | — | — | | | | |
| | | | | | | | | | | | | — | — | — | | | | |

**ANTOFAGASTA** (H=10 m) **ABRIL 1912** φ = 23° 39′ S λ = 70° 25′ W $C_g$ =

| Día Tag | Barómetro Barometer 700 mm + | | | Temperatura del aire Lufttemperatur C° | | | | | Humedad absoluta Absolute Feuchtigkeit mm | | | Humedad relativa Relative Feuchtikeit % | | | Dirección y fuerza del viento Richtung und Stärke des Windes 0—12 B | | | Nebulosidad Bewölkung 0—10 | | | Agua caída Niederschlag mm | Notas Bemerkungen |
|---|---|---|---|---|---|---|---|---|---|---|---|---|---|---|---|---|---|---|---|---|---|---|
| | 7a | 2p | 9p | 7a | 2p | 9p | Max. | Min. | 7a | 2p | 9p | 7a | 2p | 9p | 7a | 2p | 9p | 7a | 2p | 9p | 7a-7a | |
| 1 | 57.9 | 58.1 | 58.2 | 20.2 | 21.8 | 16.3 | 22.3 | 11.4 | 9.8 | 11.5 | 10.5 | 55 | 59 | 76 | NE 2 | SW 4 | N 1 | 2 | 4 | 3 | — | |
| 2 | 58.5 | 58.1 | 58.4 | 20.0 | 21.7 | 16.6 | 22.0 | 11.0 | 10.5 | 11.7 | 11.7 | 60 | 61 | 83 | NE 2 | SW 4 | N 2 | 3 | 3 | 4 | — | |
| 3 | 60.1 | **57.2** | 59.1 | 19.8 | 21.8 | 16.7 | 22.2 | 11.1 | 10.6 | 10.0 | **11.8** | 61 | 51 | 83 | NE 2 | SW 3 | S 1 | 2 | 2 | 3 | — | |
| 4 | 59.3 | 58.6 | 58.8 | 19.6 | 21.6 | 16.6 | 22.3 | **10.6** | 9.9 | 10.9 | 11.2 | 58 | 58 | 79 | NE 2 | SW 4 | S 2 | 2 | 3 | 4 | — | |
| 5 | 59.0 | 58.3 | 58.8 | 19.7 | 22.8 | 16.5 | 23.5 | 11.1 | 9.2 | 9.4 | 10.4 | 54 | 46 | 74 | NE 2 | S 4 | SW 1 | 3 | 4 | 3 | — | |
| 6 | 60.2 | 59.5 | 59.6 | 19.5 | 22.5 | 16.0 | 23.0 | 11.5 | 9.4 | 9.3 | 11.0 | 56 | 46 | 81 | N 2 | S 4 | S 1 | 2 | 3 | 5 | — | |
| 7 | 59.4 | 59.0 | 59.0 | 19.6 | 22.7 | 16.0 | 23.2 | 11.7 | 8.5 | 8.0 | 10.7 | 50 | 39 | 79 | NE 2 | SW 3 | SW 2 | 2 | 3 | 4 | — | |
| 8 | 60.3 | 59.8 | 59.7 | 19.4 | 22.9 | 16.0 | 23.5 | 11.4 | 10.0 | 8.5 | 11.5 | 60 | 41 | 85 | NE 2 | S 4 | SW 1 | 2 | 2 | 4 | — | |
| 9 | 60.5 | 60.0 | 59.9 | 19.3 | 22.9 | 15.2 | 23.6 | 11.7 | 8.7 | 8.0 | 10.5 | 52 | 39 | 82 | NE 2 | SW 4 | S 2 | 2 | 3 | 4 | — | |
| 10 | 59.1 | 58.8 | 59.0 | 19.4 | 23.6 | 16.0 | 23.8 | 11.4 | 10.7 | 8.3 | 10.7 | 64 | 38 | 79 | NE 1 | SW 3 | SW 1 | 2 | 4 | 4 | — | |
| 11 | 59.7 | 59.3 | 59.4 | 19.5 | 22.9 | 15.3 | 23.1 | 11.2 | 10.0 | 8.7 | 11.4 | 59 | 42 | 88 | S 2 | SW 4 | SW 2 | 1 | 3 | 3 | — | |
| 12 | 60.0 | 59.4 | 59.6 | 19.3 | 23.7 | 16.4 | 23.9 | 11.5 | 9.1 | 7.4 | 10.4 | 55 | 34 | 75 | NE 3 | S 4 | S 1 | 2 | 4 | 4 | — | |
| 13 | 60.1 | 59.5 | 59.5 | 19.0 | 23.2 | 16.5 | 23.5 | 11.4 | 10.0 | 8.0 | 10.9 | 61 | 38 | 78 | N 2 | SW 4 | S 1 | 1 | 3 | 4 | — | |
| 14 | 59.3 | 58.7 | 58.7 | 18.9 | 23.0 | 16.6 | 23.3 | 11.7 | 9.8 | 8.3 | 10.5 | 60 | 39 | 74 | N 2 | S 4 | SW 1 | 2 | 4 | 3 | — | |
| 15 | 60.2 | 59.6 | 59.6 | 18.3 | 23.3 | 16.5 | 23.7 | 11.7 | 9.3 | 8.4 | 10.1 | 60 | 39 | 72 | NE 2 | SW 4 | S 2 | 1 | 3 | 4 | — | |
| 16 | 60.9 | 60.3 | 60.0 | 18.0 | 23.1 | 15.4 | 23.5 | 11.4 | 8.4 | 6.5 | 9.7 | 55 | 31 | 75 | S 2 | SW 3 | S 1 | 2 | 4 | 4 | — | |
| 17 | 61.3 | 60.5 | 60.6 | 18.2 | 23.3 | 15.1 | 23.7 | 11.5 | 9.1 | 6.8 | 10.3 | 58 | 32 | 81 | S 2 | SW 4 | S 2 | 2 | 4 | 3 | — | |
| 18 | 60.6 | 59.9 | 60.6 | 17.4 | 23.4 | 15.3 | 23.8 | 11.5 | 9.3 | 6.5 | 10.3 | 63 | 30 | 80 | NE 2 | S 4 | SW 2 | 2 | 4 | 4 | — | |
| 19 | 60.6 | 59.9 | 59.7 | 18.2 | 23.4 | 15.0 | 23.7 | 11.7 | 10.2 | 7.6 | 11.3 | 65 | 35 | **89** | S 2 | S 4 | S 1 | 2 | 4 | 3 | — | |
| 20 | 60.8 | 60.2 | 60.1 | 17.0 | 23.4 | 15.0 | 23.5 | 11.6 | 9.7 | 7.6 | 10.6 | 68 | 35 | 84 | SSW 2 | S 4 | SW 2 | 2 | 3 | 3 | — | |
| 21 | 60.3 | 59.8 | 59.7 | 16.6 | 23.7 | 15.1 | 23.9 | 11.9 | 9.0 | 7.1 | 9.7 | 64 | 32 | 75 | NE 2 | SW 4 | SW 1 | 3 | 4 | 4 | — | |
| 22 | 60.5 | 60.0 | 59.9 | 16.5 | 23.6 | 15.1 | 23.9 | 11.8 | 9.0 | 6.9 | 9.5 | 65 | 32 | 74 | N 2 | SW 4 | S 2 | 2 | 4 | 4 | — | |
| 23 | 60.4 | 59.5 | 59.8 | 15.4 | 23.6 | 14.9 | 23.8 | 11.5 | 9.4 | 6.3 | 10.0 | 72 | 29 | 80 | N 1 | SW 4 | SW 1 | 2 | 4 | 3 | — | |
| 24 | 60.8 | 60.3 | 60.1 | 15.6 | 23.7 | 15.2 | 24.0 | 11.7 | 9.4 | 6.0 | 9.3 | 71 | 28 | 72 | NE 1 | SW 4 | SW 2 | 2 | 4 | 4 | — | |
| 25 | **61.6** | 60.3 | 60.2 | 15.7 | 23.8 | 15.3 | **24.1** | 11.8 | 9.0 | 5.8 | 9.1 | 67 | 27 | 70 | N 2 | SW 3 | S 1 | 2 | 3 | 4 | — | |
| 26 | 60.6 | 59.8 | 59.6 | 15.2 | 23.4 | 16.4 | 23.6 | 10.9 | 10.1 | 6.2 | 9.1 | 79 | 29 | 66 | NE 1 | SW 4 | SW 1 | 2 | 4 | 3 | — | |
| 27 | 60.9 | 60.2 | 59.9 | 14.8 | 23.0 | 15.1 | 23.3 | 10.9 | 9.4 | **3.8** | 8.6 | 75 | **18** | 67 | N 2 | S 4 | S 1 | 2 | 3 | 4 | — | |
| 28 | 59.9 | 59.0 | 59.1 | 14.2 | 23.4 | 15.2 | 23.6 | 11.8 | 9.1 | 5.1 | 8.3 | 76 | 24 | 64 | NE 1 | SW 4 | SW 2 | 2 | 4 | 3 | — | |
| 29 | 60.8 | 59.9 | 59.7 | 14.1 | 23.2 | 15.2 | 23.4 | 10.8 | 10.2 | 5.8 | 9.3 | 86 | 28 | 72 | NE 2 | S 4 | S 1 | 3 | 4 | 6 | — | |
| 30 | 59.7 | 58.8 | 59.5 | 14.0 | 23.2 | 15.0 | 23.5 | 11.9 | 9.9 | 5.6 | 8.9 | 84 | 27 | 70 | N 1 | SW 4 | S 1 | 2 | 4 | 5 | — | |
| Pro. Mit. | 60.1 | 59.4 | 59.5 | 17.7 | 23.0 | 15.7 | 23.4 | 11.4 | 9.6 | 7.7 | 10.2 | 64 | 37 | 77 | 1.8 | 3.8 | 1.4 | 2.0 | 3.5 | 3.8 | — | |

**CALDERA** (H=30 m) **ABRIL 1912** φ = 27° 03′ S λ = 70° 53′ W $C_g$ =

| | | | | | | | | | | | | | | | | | | | | | | |
|---|---|---|---|---|---|---|---|---|---|---|---|---|---|---|---|---|---|---|---|---|---|---|
| 1 | 59.0 | 57.9 | 58.6 | 15.0 | 18.0 | 16.8 | 19.0 | 15.0 | 10.2 | 11.3 | 12.6 | 81 | 74 | 89 | C 0 | W 2 | SW 1 | $10^1$ | 7 | $10^1$ | — | |
| 2 | 61.0 | 60.7 | 61.2 | 16.4 | 20.7 | 17.0 | 21.3 | 16.4 | **9.2** | 12.5 | 12.6 | 67 | 69 | 88 | N 1 | SW 1 | SW 1 | $10^1$ | 0 | 0 | — | |
| 3 | 61.8 | 60.6 | 61.2 | 15.0 | 19.2 | 16.6 | 20.0 | 15.0 | 10.2 | 13.1 | 11.7 | 81 | 79 | 83 | C 0 | SW 2 | SW 1 | 0 | 0 | 0 | — | |
| 4 | 61.9 | 59.7 | 59.7 | 15.2 | 18.0 | 15.4 | 19.2 | 15.2 | 12.4 | 11.3 | 12.0 | 97 | 74 | 92 | C 0 | SW 2 | SW 1 | $10^1$ | 5 | 6 | — | |
| 5 | 59.0 | **57.5** | 58.1 | 14.6 | 16.8 | 16.0 | 17.8 | 14.6 | 11.8 | 11.9 | 12.5 | 96 | 83 | 92 | C 0 | SW 1 | SW 1 | $10^1$ | $10^1$ | $10^1$ | — | |
| 6 | 59.1 | 59.2 | 59.4 | 15.6 | 18.0 | 16.4 | 19.0 | 15.0 | 12.1 | 12.1 | 12.4 | 92 | 79 | 89 | NNE 2 | SW 1 | SSW 1 | $10^1$ | 8 | $10^1$ | — | |
| 7 | 59.9 | 59.4 | 60.0 | 15.8 | 17.0 | 16.2 | 17.9 | 15.8 | 11.8 | 12.6 | 12.8 | 88 | 88 | 94 | S 1 | SSW 1 | C 0 | $10^1$ | 8 | $10^1$ | — | |
| 8 | 60.2 | 58.9 | 59.2 | 15.0 | 17.0 | 16.0 | 18.0 | 15.0 | 11.6 | 11.8 | 12.5 | 91 | 82 | 92 | SE 1 | SSW 1 | SW 1 | $10^1$ | $10^1$ | $10^1$ | 0.0 | ≡ 0 5a30-6a40 |
| 9 | 60.0 | 58.7 | 59.7 | 15.2 | 17.1 | 15.9 | 18.0 | 15.2 | 11.6 | 11.4 | 12.3 | 90 | 79 | 91 | SSE 1 | SSW 2 | SW 1 | $10^1$ | $10^1$ | $10^1$ | — | |
| 10 | 60.5 | 59.1 | 59.4 | 15.0 | 19.0 | 16.0 | 19.9 | 14.8 | 11.3 | 10.5 | 12.4 | 89 | **64** | 91 | C 0 | SW 2 | SW 1 | $10^1$ | 2 | 0 | — | |
| 11 | 60.2 | 58.6 | 58.8 | 14.0 | 17.1 | 15.6 | 18.0 | 14.0 | 10.7 | 11.3 | 12.1 | 91 | 78 | 92 | C 0 | SW 2 | SW 2 | $10^1$ | $10^1$ | $10^1$ | — | ↙ (color blanco) 11p |
| 12 | 60.5 | 59.2 | 60.5 | 15.0 | 18.0 | 15.9 | 19.1 | 14.8 | 11.3 | 11.3 | 12.1 | 89 | 74 | 90 | NE 1 | SW 2 | SW 1 | $10^1$ | 0 | $10^1$ | — | [E-SE sobre cor |
| 13 | 59.6 | 58.9 | 60.1 | 14.1 | 18.1 | 15.8 | 19.0 | 14.1 | 10.4 | 11.1 | 11.8 | 87 | 72 | 88 | C 0 | SSW 2 | C 0 | $10^1$ | 0 | $10^1$ | — | |
| 14 | 60.1 | 59.8 | 60.8 | 15.0 | 16.1 | 15.0 | 17.0 | 15.0 | 11.3 | 12.0 | 11.3 | 89 | 88 | 89 | NNW 1 | SW 1 | SW 2 | $10^1$ | $10^1$ | $10^1$ | — | |
| 15 | 61.9 | 60.0 | 59.4 | 15.4 | 20.0 | 16.4 | 21.0 | 15.4 | 10.8 | 11.5 | 12.9 | 83 | 66 | 93 | C 0 | SSW 1 | SW 1 | $10^1$ | 6 | $10^1$ | — | |
| 16 | 60.5 | 60.1 | 60.6 | 15.6 | 19.0 | 16.0 | 19.8 | 15.5 | 12.8 | 12.0 | 12.1 | 97 | 74 | 89 | NW 2 | SW 2 | SW 2 | $10^1$ | 9 | $10^1$ | 0.7 | ● 0 5a15-6a40, ● 1 7a |
| 17 | 62.5 | 61.2 | 60.7 | 15.1 | 20.0 | 16.4 | 21.2 | 15.1 | 11.1 | 12.6 | 13.1 | 87 | 72 | 95 | C 0 | SW 2 | SW 2 | 0 | 0 | 0 | **0.8** | |
| 18 | 60.9 | 59.3 | 60.5 | 15.0 | 20.0 | 16.6 | **21.4** | 15.0 | 11.3 | 12.3 | 12.7 | 89 | 71 | 91 | C 0 | SW 2 | C 0 | 0 | 4 | 0 | — | |
| 19 | 61.1 | 60.6 | 61.4 | 16.0 | 18.8 | 16.4 | 19.6 | 16.0 | 12.2 | 12.4 | 12.7 | 90 | 77 | 92 | WNW 1 | C 0 | SW 1 | $10^1$ | $10^0$ | $10^1$ | — | |
| 20 | 61.7 | 61.4 | 61.3 | 15.8 | 19.8 | 16.0 | 20.7 | 15.6 | 11.9 | 11.5 | 12.5 | 89 | 67 | 92 | NW 1 | C 0 | C 0 | $10^1$ | $10^0$ | $10^0$ | — | |
| 21 | 60.3 | 58.5 | 59.4 | 15.2 | 18.0 | 16.1 | 18.8 | 15.2 | 12.6 | 12.5 | 12.8 | **98** | 81 | 94 | NNW 1 | NW 1 | NW 2 | $10^2$ | $10^0$ | $10^0$ | 0.0 | ≡ 0 6a15-10a20 |
| 22 | 60.8 | 59.8 | 60.4 | 15.3 | 18.2 | 17.0 | 19.0 | 15.3 | 11.7 | 12.2 | 12.6 | 90 | 78 | 88 | NE 1 | NW 2 | NW 2 | $10^0$ | 0 | 0 | 0.0 | |
| 23 | 61.4 | 60.7 | 60.4 | 16.5 | 20.0 | 17.5 | 20.9 | 16.5 | 11.8 | 11.7 | 13.1 | 84 | 67 | 88 | NE 1 | SW 1 | NW 2 | 9 | 0 | $10^0$ | — | |
| 24 | 60.8 | 59.7 | 60.0 | 16.7 | 20.0 | 17.4 | 20.8 | 16.7 | 11.5 | 12.1 | **13.7** | 81 | 70 | 93 | C 0 | SW 1 | SW 1 | $10^1$ | 7 | $10^0$ | — | |
| 25 | 61.0 | 60.0 | 60.7 | 16.6 | 19.8 | 16.5 | 20.4 | 16.0 | 12.0 | 12.0 | 12.2 | 85 | 70 | 87 | C 0 | SW 1 | C 0 | $10^1$ | 0 | $10^0$ | — | |
| 26 | **63.3** | 61.2 | 61.8 | 15.2 | 20.0 | 16.8 | 21.0 | 15.2 | 11.2 | 12.9 | 13.0 | 87 | 74 | 92 | C 0 | SW 1 | SW 2 | 0 | 0 | $10^0$ | — | |
| 27 | 62.4 | 60.6 | 61.6 | 16.0 | 18.4 | 16.6 | 19.2 | 16.0 | 12.2 | 13.3 | 12.9 | 90 | 84 | 92 | C 0 | S 3 | S 1 | 1 | $10^0$ | $10^0$ | — | |
| 28 | 60.8 | 59.5 | 60.5 | 15.8 | 18.2 | 16.0 | 19.1 | 15.6 | 12.1 | 12.0 | 11.8 | 90 | 77 | 87 | C 0 | SW 2 | SW 1 | 10 | 0 | $10^0$ | — | |
| 29 | 60.6 | 60.0 | 60.8 | 15.2 | 17.8 | 15.7 | 18.7 | 15.2 | 12.2 | 11.3 | 11.7 | 94 | 74 | 88 | NW 1 | SW 1 | SW 2 | $10^1$ | 0 | $10^0$ | — | |
| 30 | 61.8 | 60.5 | 60.6 | 15.0 | 18.0 | 13.4 | 19.0 | **13.0** | 11.0 | 12.9 | 10.9 | 87 | 84 | 96 | NNW 1 | S 3 | SE 1 | $10^1$ | 0 | 0 | — | |
| Pro. Mit. | 60.8 | 59.7 | 60.2 | 15.4 | 18.5 | 16.2 | 19.5 | 15.2 | 11.5 | 12.0 | 12.4 | 88 | 76 | 91 | 0.6 | 1.5 | 1.1 | 8.3 | 4.9 | 7.5 | 1.5 | |

Barómetro reducido a 0°C y a gravedad normal.

Barometer reduciert auf 0°C und Normals

**FAGASTA** (H = 5 m) **ABRIL 1912** φ = 23° 39′ S λ = 70° 25′ W $h_a$ = —

| p. a la mp. mp. reien. | Velocidad del viento Windgeschwindigkeit | | | | | | | | Nubes (clase y dirección) Wolken (Art und Richtung) | | | Agua caída Niederschlag | | | Evaporación Verdunstung | | | |
|---|---|---|---|---|---|---|---|---|---|---|---|---|---|---|---|---|---|---|
| | m/minuto | | | km | | | | | | | | mm | | | mm | | | |
| Min. | 7a | 2p | 9p | 9p-7a | 7a-2p | 2p-9p | 7a-7a | k/1h | 7a | 2p | 9p | 7a | 2p | 9p | 7a | 2p | 9p | 7a-7a |
| | | | | | | | | | fr-str | cu | fr-ni | — | — | — | | | | |
| | | | | | | | | | cu-ni | str | fr-str | — | — | — | | | | |
| | | | | | | | | | str | fr-str | a-cu | — | — | — | | | | |
| | | | | | | | | | cu | cu-ni | str | — | — | — | | | | |
| | | | | | | | | | str | a-cu | a-cu | — | — | — | | | | |
| | | | | | | | | | str | fr-ni | a-cu | — | — | — | | | | |
| | | | | | | | | | | | | — | — | — | | | | |
| | | | | | | | | | fr-ni | a-str | a-cu | — | — | — | | | | |
| | | | | | | | | | ci | a-cu | a-str | — | — | — | | | | |
| | | | | | | | | | cu | str | str | — | — | — | | | | |
| | | | | | | | | | ci-cu | cu | a-cu | — | — | — | | | | |
| | | | | | | | | | cu | str | fr-str | — | — | — | | | | |
| | | | | | | | | | str | a-cu | a-cu | — | — | — | | | | |
| | | | | | | | | | cu-ni | str | str | — | — | — | | | | |
| | | | | | | | | | fr-str | a-str | a-str | — | — | — | | | | |
| | | | | | | | | | str | cu | a-str | — | — | — | | | | |
| | | | | | | | | | | | | — | — | — | | | | |
| | | | | | | | | | str | a cu | a-cu | — | — | — | | | | |
| | | | | | | | | | | a-cu | fr-str | — | — | — | | | | |
| | | | | | | | | | cu | cu-ni | str | — | — | — | | | | |
| | | | | | | | | | | str | a-cu | — | — | — | | | | |
| | | | | | | | | | str | cu | a-str | — | — | — | | | | |
| | | | | | | | | | | str | a-cu | — | — | — | | | | |
| | | | | | | | | | cu-ni | fr-ni | str | — | — | — | | | | |
| | | | | | | | | | str | a-cu | a-cu | — | — | — | | | | |
| | | | | | | | | | cu | str | a-cu | — | — | — | | | | |
| | | | | | | | | | ci-cu | fr-ni | a-cu | — | — | — | | | | |
| | | | | | | | | | fr-ni | a-cu | ci-str | — | — | — | | | | |
| | | | | | | | | | cu-ni | str | str | — | — | — | | | | |
| | | | | | | | | | ci | a-str, ci-cu | | — | — | — | | | | |
| | | | | | | | | | | | | | | | | | | |
| | | | | | | | | | | | | — | — | — | | | | |

**DERA** (H = 30 m) **ABRIL 1912** φ = 27° 03′ S λ = 70° 53′ W $h_a$ = —

| | | | | | | | | | | | | | | | | | | |
|---|---|---|---|---|---|---|---|---|---|---|---|---|---|---|---|---|---|---|
| | | | | 48.1 | 89.1 | 52.4 | | | | | | — | — | — | | | | |
| | | | | 21.1 | 58.6 | 29.9 | 162.6 | 6.8 | | | | — | — | — | | | | |
| | | | | 66.3 | 43.4 | 85.9 | 154.8 | 6.4 | | | | — | — | — | | | | |
| | | | | 57.3 | 87.4 | 80.6 | 186.6 | 7.8 | | | | — | — | — | | | | |
| | | | | 96.1 | 93.0 | 92.0 | 264.1 | 11.0 | | | | — | — | — | | | | |
| | | | | 94.5 | 96.5 | 97.9 | 279.5 | 11.6 | | | | — | — | — | | | | |
| | | | | 98.6 | 12.9 | 15.7 | **293.0** | **12.2** | | | | — | — | — | | | | |
| | | | | 20.4 | 20.3 | 41.1 | 49.0 | 2.0 | | | | 0.0 | — | — | | | | |
| | | | | 23.3 | 43.2 | 34.5 | 84.7 | 3.5 | | | | — | — | — | | | | |
| | | | | 45.4 | 41.1 | 62.5 | 123.1 | 5.1 | | | | — | — | — | | | | |
| | | | | 45.9 | 67.0 | 84.3 | 149.5 | 6.2 | | | | — | — | — | | | | |
| | | | | 56.9 | 95.1 | 79.8 | 208.2 | 8.7 | | | | — | — | — | | | | |
| | | | | 5.7 | 84.8 | 17.2 | 180.6 | 7.5 | | | | — | — | — | | | | |
| | | | | 87.2 | 19.2 | 80.9 | 189.2 | 7.9 | | | | — | — | — | | | | |
| | | | | 27.2 | 83.0 | 45.4 | 127.3 | 5.3 | | | | — | — | — | | | | |
| | | | | 92.6 | 51.3 | 87.0 | 221.0 | 9.2 | | | | 0.7 | 0.8 | — | | | | |
| | | | | 67.4 | 98.8 | 86.4 | 205.7 | 8.6 | | | | — | — | — | | | | |
| | | | | 9.5 | 10.6 | 11.0 | 194.7 | 8.1 | | | | — | — | — | | | | |
| | | | | 10.8 | 19.2 | 18.0 | **32.4** | **1.4** | | | | — | — | — | | | | |
| | | | | 33.1 | 37.3 | 23.1 | 70.3 | 2.9 | | | | — | — | — | | | | |
| | | | | 39.2 | 33.2 | 52.3 | 99.6 | 4.0 | | | | 0.0 | 0.0 | — | | | | |
| | | | | 50.2 | 72.3 | 54.4 | 135.7 | 5.7 | | | | — | — | — | | | | |
| | | | | 73.6 | 57.7 | 95.3 | 200.3 | 8.3 | | | | — | — | — | | | | |
| | | | | 37.7 | 96.7 | 39.7 | 190.7 | 7.9 | | | | — | — | — | | | | |
| | | | | 96.8 | 40.0 | 4.7 | 233.2 | 9.7 | | | | — | — | — | | | | |
| | | | | 41.1 | 9.2 | 62.0 | 85.8 | 3.6 | | | | — | — | — | | | | |
| | | | | 17.4 | 79.3 | 37.8 | 88.6 | 3.7 | | | | — | — | — | | | | |
| | | | | 85.1 | 47.7 | 1.5 | 202.2 | 8.4 | | | | — | — | — | | | | |
| | | | | 53.8 | 10.8 | 78.3 | 103.0 | 4.3 | | | | — | — | — | | | | |
| | | | | 12.7 | 10.1 | 25.9 | 101.8 | 4.2 | | | | — | — | — | | | | |
| | | | | 50.5 | 53.6 | 52.6 | 159.2 | 6.6 | | | | 0.7 | 0.8 | — | | | | |

Observaciones se efectuaron según hora oficial de Chile (75° de long.)

Alle Beobachtungen nach chilenischer Einheitszeit (75° Länge).

**ISLA DE PASCUA** (H=30 m) **ABRIL 1912** φ = 27° 10′ S λ = 109° 26′ W $C_g$ =

| Día / Tag | Barómetro Barometer 700 mm + | | | Temperatura del aire Lufttemperatur C° | | | | | Humedad absoluta Absolute Feuchtigkeit mm | | | Humedad relativa Relative Feuchtigkeit % | | | Dirección y fuerza del viento Richtung und Stärke des Windes 0—12 B | | | Nebulosidad Bewölkung 0—10 | | | Agua caída Niederschlag mm | Notas Bemerkungen |
|---|---|---|---|---|---|---|---|---|---|---|---|---|---|---|---|---|---|---|---|---|---|---|
| | 7a | 2p | 9p | 7a | 2p | 9p | Max. | Min. | 7a | 2p | 9p | 7a | 2p | 9p | 7a | 2p | 9p | 7a | 2p | 9p | 7a-7a | |
| 1 | 60.9 | 59.8 | 60.6 | 20.6 | 24.6 | 20.9 | 24.7 | 18.9 | 15.3 | 16.9 | 14.2 | 85 | 73 | 77 | ENE 2 | ENE 6 | E 6 | 5 | 8 | 4 | 15.9 | ●° am, ●° ch 7a-MD, p; |
| 2 | 58.8 | 58.3 | 59.2 | 21.4 | 21.6 | 21.0 | 24.7 | 20.4 | 14.0 | 17.2 | 15.8 | 74 | 90 | 86 | E 3 | E 5 | E 3 | 5 | 8 | 4 | 6.1 | ●² ch mañana, ●° ch II; |
| 3 | 58.8 | 59.1 | 60.4 | 20.7 | 23.2 | 20.8 | 24.8 | 19.5 | 16.9 | 18.1 | 16.5 | 93 | 85 | 90 | ENE 2 | NE 3 | NNE 1 | 9 | 9 | 8 | 1.9 | ● ch y ● am, mañana, p |
| 4 | 60.8 | 61.0 | 62.0 | 21.4 | 25.6 | 21.2 | **26.6** | 20.4 | 17.7 | 18.4 | 17.1 | 93 | 75 | 92 | NE 1 | N 4 | ENE 2 | 6 | 7 | 6 | 7.7 | ≡ 9p; ⊿² am; ∞° 2p |
| 5 | 61.1 | 60.4 | 60.6 | 21.4 | 24.0 | 21.4 | 24.8 | 20.6 | 17.8 | 17.3 | 17.7 | 94 | 78 | 93 | NE 1 | N 5 | C 0 | 9 | 9 | 8 | 4.1 | ● ch am, mañana, ≡ ° p; |
| 6 | 59.7 | 58.7 | 59.2 | 21.6 | 24.9 | 20.9 | 25.4 | 20.4 | 18.4 | 18.9 | 17.0 | 96 | 81 | 92 | N 1 | WNW 1 | C 0 | 9 | 5 | 4 | 15.8 | ● y ● ch a interv mañ, |
| 7 | 58.3 | 58.1 | 59.4 | 21.6 | 25.9 | 20.0 | 26.3 | 19.4 | 15.9 | 18.6 | 17.4 | 91 | 75 | 91 | W 1 | SW 1 | N 1 | 9 | 8 | 1 | 7.3 | ●° ch p; ⊿¹ 9p; ∞¹ 7a, 2p |
| 8 | 59.8 | 59.2 | 60.2 | 20.8 | 25.1 | 20.4 | 25.7 | 19.1 | 16.4 | 17.9 | 16.4 | 90 | 76 | 92 | NNE 1 | N 3 | N 1 | 9 | 4 | 0 | 0.0 | ⊿¹ am, 9p; ∞¹ 7a |
| 9 | 59.2 | 58.8 | 59.3 | 22.1 | 24.7 | 19.5 | 26.0 | 18.7 | 17.8 | 18.0 | 15.5 | 90 | 78 | 92 | NNW 4 | SW 5 | SSE 3 | 9 | 9 | 10 | 1.1 | ● ch mañ, p, ● ch y ● |
| 10 | 58.7 | 59.1 | 59.6 | 20.5 | 23.3 | 20.0 | 23.6 | 18.0 | 12.3 | 12.0 | 11.8 | 68 | 56 | 68 | SE 4 | SE 4 | SSE 4 | 9 | 9 | 10 | 13.6 | ●° ch am; ∞² 7a, 2p |
| 11 | 58.7 | 58.7 | 59.6 | 19.8 | 21.7 | 19.8 | 22.7 | 14.8 | 10.9 | 11.1 | 10.9 | 63 | 58 | 63 | SSE 6 | S 4 | SSE 5 | 7 | 7 | 5 | 0.3 | ● ch am, mañana, p, n; ∞ |
| 12 | 58.8 | 57.4 | 58.5 | 19.5 | 22.6 | 19.4 | 23.3 | 17.6 | 11.1 | 11.4 | 11.1 | 66 | 56 | 66 | SSE 3 | S 6 | SSE 1 | 7 | 6 | 3 | 7.1 | ●° ch I, II; ∞¹ 7a, 2p |
| 13 | 57.2 | 56.8 | 58.4 | 19.7 | 22.6 | 18.8 | 24.1 | 17.4 | 11.2 | 12.7 | 12.6 | 65 | 62 | 78 | SE 3 | E 4 | S 1 | 8 | 9 | 7 | 0.0 | ●° ch 8p50; ∞¹ 7a, 2p; ∩ |
| 14 | 58.9 | 57.5 | 58.5 | 18.6 | 24.1 | 20.7 | 24.5 | 16.3 | 12.4 | 13.2 | 13.5 | 78 | 59 | 74 | SSE 1 | W 2 | W 2 | 3 | 5 | 1 | 0.0 | ⊿¹ am |
| 15 | 58.3 | 57.5 | 57.9 | 22.1 | 24.9 | 22.6 | 25.2 | 20.5 | 15.1 | 16.1 | 17.2 | 76 | 68 | 84 | W 5 | W 6 | WNW 6 | 8 | 8 | 10 | 0.0 | ●° ch p, 9p15; ∞² 7a, 2p |
| 16 | 57.9 | 57.6 | 58.0 | 20.5 | 20.8 | 19.9 | 23.0 | 18.8 | 16.8 | 14.6 | 14.1 | 94 | 80 | 82 | SE 1 | SE 2 | E 2 | 9 | 10 | 10 | 1.0 | ●ᶜ ch am, ≡ mañana, ● |
| 17 | 57.1 | 56.9 | 58.8 | 18.9 | 20.0 | 19.2 | 20.2 | 18.0 | 15.7 | 15.0 | 15.7 | 96 | 86 | 95 | ESE 2 | ESE 6 | E 5 | 10 | 10 | 10 | 9.3 | ● am, ≡, ● ch y ● mañ |
| 18 | 57.5 | 55.5 | 55.6 | 20.2 | 22.3 | 22.0 | 23.7 | 19.6 | 17.2 | 18.5 | **19.0** | **97** | 92 | **97** | ESE 2 | N 3 | NNW 2 | 10 | 10 | 10 | 15.9 | ●, ≡ y ● ch mañ, p, n; ∞ |
| 19 | **54.8** | 55.1 | 57.0 | 19.1 | 22.8 | 20.9 | 23.3 | 16.9 | 15.7 | 14.9 | 14.2 | 95 | 72 | 77 | SE 7 | SE 6 | SE 3 | 10 | 8 | 9 | **59.9** | ● y ● ch a interv mañ p |
| 20 | 57.5 | 57.4 | 58.7 | 19.2 | 22.2 | 19.6 | 22.7 | 18.8 | 11.8 | 12.1 | 11.8 | 71 | 61 | 69 | ESE 1 | SE 3 | SE 6 | 9 | 7 | 4 | 1.0 | ≡ ° y ●° ch mañ, p, n; ∞ |
| 21 | 59.4 | 59.5 | 60.7 | 19.2 | 21.9 | 16.2 | 23.0 | 16.0 | 10.1 | 10.1 | **9.7** | 61 | **52** | 71 | SSE 5 | SE 3 | SE 1 | 7 | 7 | 3 | 1.0 | ∞¹ 7a, 2p |
| 22 | 60.2 | 59.4 | 60.3 | 19.4 | 22.2 | 19.2 | 22.9 | 16.3 | 11.3 | 10.5 | 10.4 | 67 | 53 | 63 | SE 4 | SSW 3 | SW 2 | 9 | 5 | 7 | — | ∞¹ 7a |
| 23 | 58.8 | 58.3 | 59.9 | 20.0 | 23.1 | 20.0 | 23.8 | 18.9 | 11.6 | 13.7 | 13.1 | 66 | 65 | 75 | WSW 3 | W 5 | SE 3 | 7 | 9 | 9 | — | ●¹ ch 4p-6p; ∞° 7a, ∞¹ |
| 24 | 59.4 | 59.6 | 61.3 | 15.9 | 22.9 | 16.4 | 23.7 | 15.0 | 11.6 | 13.1 | 11.6 | 86 | 63 | 84 | SSE 1 | S 2 | SE 1 | 1 | 1 | 0 | 0.7 | ⊿² am, n; ∞¹ 7a, 2p |
| 25 | 60.8 | 59.5 | 61.0 | 17.3 | 23.8 | 21.2 | 24.4 | **14.2** | 12.2 | 15.4 | 14.8 | 83 | 70 | 79 | SE 1 | N 3 | N 4 | 0 | 1 | 9 | — | ● ch y ≡ ¹ n; ⊿² am; ∞ |
| 26 | 60.1 | 59.1 | **62.2** | 21.4 | 24.8 | 21.8 | 25.6 | 18.7 | 16.6 | 14.7 | 15.3 | 87 | 63 | 79 | W 2 | NW 3 | NW 3 | 9 | 9 | 9 | 2.1 | ●¹ ch am; ∞¹ 7a, 2p |
| 27 | 61.7 | 60.6 | **62.2** | 21.0 | 24.9 | 21.4 | 25.4 | 19.4 | 16.3 | 16.2 | 16.1 | 88 | 69 | 85 | NW 2 | N 6 | N 3 | 8 | 8 | 1 | 3.0 | ●¹ y ● ch am, ●° ch ma |
| 28 | 61.2 | 60.6 | 62.0 | 20.6 | 23.6 | 19.5 | 24.7 | 19.3 | 14.7 | 13.9 | 14.6 | 81 | 64 | 87 | NNE 2 | N 4 | N 2 | 9 | 9 | 8 | 0.5 | ●° ch am; ⊿¹ am, 9p; ∞ |
| 29 | 60.4 | 59.8 | 60.6 | 20.7 | 23.2 | 21.1 | 24.7 | 19.7 | 15.5 | 17.4 | 17.2 | 85 | 83 | 92 | NNE 2 | N 7 | NNE 4 | 6 | 9 | 8 | — | ●¹ ch 3p, ●² ch 7p37; ⊿ |
| 30 | 60.1 | 59.5 | 59.9 | 20.9 | 23.3 | 21.8 | 24.5 | 20.3 | 17.8 | 18.8 | 17.9 | 96 | 89 | 92 | WNW 2 | N 7 | N 4 | 9 | 9 | 4 | 11.0 | ● ch y ● am, ●° ch ma [45; ⊿¹ 9p; ∞ |
| Pro. Mit. | 59.2 | 58.6 | 59.7 | 20.2 | 23.3 | 20.2 | 24.3 | 18.4 | 14.6 | 15.2 | 14.7 | 86 | 71 | 82 | 2.4 | 4.1 | 2.7 | 7.5 | 7.4 | 6.1 | 186.3 | |

**COPIAPÓ** (H=370 m) **ABRIL 1912** φ = 27° 22′ S λ = 70° 21′ W $C_g$ =

| | | | | | | | | | | | | | | | | | | | | | | |
|---|---|---|---|---|---|---|---|---|---|---|---|---|---|---|---|---|---|---|---|---|---|---|
| 1 | 26.4 | 24.0 | 25.7 | 11.4 | 23.6 | 14.2 | | | 9.1 | 9.3 | 9.4 | 91 | 43 | 94 | C 0 | NW 1 | NW 2 | 10 | 5 | 4 | — | |
| 2 | 27.5 | 26.9 | 28.5 | 14.2 | 23.4 | 15.8 | | | 10.2 | 8.6 | 8.7 | 86 | 40 | 65 | C 0 | NW 1 | C 0 | 10 | 2 | 0 | — | |
| 3 | 29.7 | 26.1 | 27.9 | 11.0 | 28.4 | 16.4 | | | 8.1 | 8.9 | 9.8 | 83 | 31 | 71 | SE 1 | NW 2 | NW 1 | 0 | 0 | 0 | — | |
| 4 | 29.1 | 25.9 | 25.4 | 13.0 | 23.4 | 15.0 | | | 9.8 | 10.9 | 9.9 | 89 | 52 | 79 | NW 1 | NW 2 | NW 1 | 10 | 3 | 2 | — | |
| 5 | 26.2 | **22.4** | 25.4 | 12.0 | 25.0 | 14.2 | | | 9.7 | 10.5 | 9.9 | 94 | 45 | 84 | C 0 | NW 2 | NW 2 | 10 | 2 | 0 | — | |
| 6 | 26.7 | 25.2 | 27.3 | 14.6 | 16.8 | 14.4 | | | 10.2 | 10.2 | 9.8 | 84 | 48 | 82 | SE 1 | NW 2 | NW 1 | 10 | 2 | 4 | — | |
| 7 | 27.2 | 25.7 | *26.4* | 14.6 | 24.0 | *15.5* | | | 10.5 | 9.8 | *11.1* | 85 | 45 | *85* | NW 1 | NW 1 | | 10 | 6 | 0 | — | |
| 8 | 27.6 | 25.7 | 26.5 | 11.8 | 22.4 | 14.8 | | | 9.3 | 10.3 | 8.5 | 91 | 52 | 69 | NW 2 | NW 2 | C 0 | 6 | 0 | 0 | — | |
| 9 | 27.1 | 23.8 | 26.9 | 13.5 | 21.6 | 14.6 | | | 9.5 | 10.2 | 9.9 | 84 | 54 | 82 | C 0 | NW 2 | C 0 | 10 | 8 | 0 | — | |
| 10 | 28.3 | 25.4 | 26.4 | 13.8 | 23.5 | 13.4 | | | 9.9 | 9.9 | 8.6 | 85 | 47 | 76 | C 0 | NW 2 | NW 2 | 10 | 0 | 6 | — | |
| 11 | 27.6 | 25.5 | 26.0 | 12.2 | 21.8 | 14.4 | | | 9.1 | 8.7 | 9.5 | 87 | 45 | 79 | NW 2 | NW 1 | NW 2 | 10 | 10 | 4 | — | ↖ 11h45p al W y so |
| 12 | 28.3 | 23.1 | 27.4 | 12.8 | 24.2 | 13.0 | | | 9.3 | 9.8 | 9.6 | 87 | 45 | 87 | SE 1 | NW 2 | C 0 | 0 | 1 | 0 | — | [dillera. |
| 13 | 26.7 | 23.2 | 27.0 | 11.8 | 24.4 | 13.0 | | | 8.6 | 9.5 | 9.6 | 84 | 42 | 87 | NW 1 | NW 2 | C 0 | 0 | 1 | 0 | — | |
| 14 | 26.9 | 25.6 | 29.2 | 12.6 | 20.2 | 14.8 | | | 9.3 | 10.2 | 10.3 | 87 | 58 | 84 | C 0 | NNW 3 | C 0 | 10 | 2 | 10 | — | |
| 15 | 29.7 | 25.6 | 26.7 | 13.5 | 22.8 | 14.6 | | | 10.1 | 10.1 | 9.4 | 88 | 49 | 77 | NW 1 | NW 2 | C 0 | 10 | 4 | 8 | — | |
| 16 | 28.0 | 27.1 | 28.1 | 15.3 | 19.2 | 15.4 | | | 9.5 | 10.2 | 10.0 | 74 | 62 | 78 | C 0 | C 0 | NW 1 | 10 | 10 | 8 | — | |
| 17 | 29.6 | 28.1 | *29.8* | 13.2 | 25.6 | *16.2* | | | 10.2 | 10.0 | *11.1* | 91 | 42 | *81* | NW 1 | NW 1 | | 6 | 0 | 0 | — | |
| 18 | 28.8 | 25.1 | 28.3 | 13.4 | 28.8 | 16.2 | | | 9.4 | 8.6 | 10.6 | 83 | **29** | 78 | C 0 | NW 2 | NW 1 | 0 | 0 | 0 | — | |
| 19 | 27.8 | 26.0 | 28.3 | 13.5 | 24.6 | 15.0 | | | 10.6 | 10.3 | 10.8 | 93 | 46 | 85 | C 0 | NW 2 | C 0 | 10 | 0 | 0 | — | |
| 20 | 28.8 | 26.5 | 28.4 | 14.0 | 24.4 | 14.8 | | | 10.6 | 10.3 | 10.3 | 90 | 47 | 84 | NW 1 | NW 2 | NW 2 | 10 | 0 | 0 | — | |
| 21 | 26.4 | 24.4 | 26.7 | 10.2 | 24.5 | 15.2 | | | 8.3 | **11.2** | **11.2** | 90 | 50 | 87 | C 0 | NW 2 | NW 1 | 0 | 0 | 0 | — | |
| 22 | 27.9 | 25.1 | 27.1 | 13.2 | 22.6 | 15.6 | | | 10.2 | **7.4** | 10.4 | 91 | 37 | 80 | C 0 | NW 2 | NW 3 | 10 | 0 | 0 | — | |
| 23 | 28.7 | 25.7 | 28.8 | 13.8 | 25.2 | 15.2 | | | 10.4 | 9.6 | 10.1 | 90 | 40 | 80 | SE 1 | NW 2 | C 0 | 10 | 2 | 2 | — | |
| 24 | 27.9 | 26.8 | *28.2* | 14.2 | 22.7 | *14.5* | | | 10.2 | 9.5 | *10.6* | 85 | 47 | *87* | SE 1 | NW 2 | | 4 | 5 | 0 | — | |
| 25 | 29.4 | 27.3 | 31.0 | 13.0 | 23.2 | 15.0 | | | 9.6 | 9.6 | 10.0 | 87 | 45 | 78 | C 0 | NW 2 | NW 1 | 8 | 4 | 4 | — | |
| 26 | **31.4** | 27.1 | 29.7 | 12.9 | 26.2 | 15.4 | | | 9.7 | 8.7 | 11.0 | 88 | 35 | 85 | NW 1 | NW 2 | NW 2 | 2 | 0 | 8 | — | |
| 27 | 30.5 | 26.7 | 27.4 | 14.5 | 25.5 | 15.4 | | | 10.5 | 9.9 | 11.1 | 87 | 42 | 85 | C 0 | NW 2 | NW 1 | 10 | 0 | 2 | — | |
| 28 | 29.2 | 26.0 | 27.1 | 12.4 | 23.6 | 13.8 | | | 10.2 | 10.5 | 10.2 | **95** | 49 | 87 | SE 1 | NW 2 | NW 1 | 10 | 3 | 0 | — | |
| 29 | 28.0 | 26.3 | 29.0 | 12.4 | 25.2 | 14.0 | | | 9.7 | 8.1 | 9.5 | 91 | 34 | 81 | SE 2 | NW 2 | NW 1 | 2 | 0 | 0 | — | |
| 30 | 29.8 | 27.0 | 29.8 | 11.2 | 23.8 | 14.6 | | | 9.2 | 9.3 | 8.9 | 93 | 42 | 73 | NW 1 | NW 2 | C 0 | 8 | 0 | 0 | — | |
| Pro. Mit. | 28.2 | 25.6 | 27.7 | 13.0 | 23.7 | 14.8 | | | 9.7 | 9.7 | 10.0 | 88 | 45 | 81 | 0.7 | 1.8 | 0.8 | 7.2 | 2.3 | 2.1 | — | |

Barómetro reducido a 0°C y a gravedad normal.

Barometer reduciert auf 0°C und Normal

(1) p, n; ∞¹ 7a, ∞° 2p. (2) ≡¹ 7a; ∞¹ 2p. (3) n; ∞² 7a, ∞¹ 2p. (4) ∞¹ 7a, 2p.

**DE PASCUA** (H = 30 m) **ABRIL 1912** φ = 27° 10′ S λ = 109° 26′ W $h_a$ = 2.8 m

| p. a la emp. mp freien. C° | Velocidad del viento Windgeschwindigkeit m/minuto | | | km | | | | | Nubes (clase y dirección) Wolken (Art und Richtung) | | | Agua caída Niederschlag mm | | | Evaporación Verdunstung mm | | | |
|---|---|---|---|---|---|---|---|---|---|---|---|---|---|---|---|---|---|---|
| . Min. | 7a | 2p | 9p | 9p-7a | 7a-2p | 2p-9p | 7a-7a | k/1h | 7a | 2p | 9p | 7a | 2p | 9p | 7a | 2p | 9p | 7a-7a |
| 2 10.5 | 90 | 222 | 222 | 68.6 | 70.2 | 79.2 | 164.0 | 6.8 | cu, fr-cu, cu-ni, ni, str, 1 | cu-ni, ni, str-cu, a-cu E | cu, fr-cu, cu-ni E | 3.2 | 6.1 | 0 0 | 0.5 | 0.7 | 1.2 | 1.0 |
| 2 11.5 | 116 | 175 | 108 | 105.8 | 72.9 | 61.4 | **255.2** | **10.6** | cu, fr-cu, cu-ni, ni, ci E | cu-ni, ni, str-cu, a-cu E 20 | cu, fr-cu, cu-ni E | — | 1.6 | 0.3 | 1.4 | 1.0 | 0.7 | 3.3 |
| 5 11.0 | 99 | 116 | 19 | 53.4 | 42.3 | 48.6 | 187.7 | 7.8 | cu, fr-cu, cu-ni, ni, str- 2 | cu-ni, ni, str, str-cu, 21 | cu, fr-cu, cu-ni, a-cu 34 | 0.0 | 7.7 | — | 0.3 | 0.2 | 0.7 | 2.0 |
| 1 10.4 | 39 | 152 | 99 | 19.9 | 65.7 | 36.0 | 110.8 | 4.6 | cu, fr-cu, cu-ni, ni, str- 3 | cu-ni, ni, a-cu N, ci, 22 | cu, fr-cu, cu-ni, ni, 35 | — | — | — | 0.2 | 0.6 | 0.8 | 1.1 |
| 3 11.5 | 52 | 160 | **0** | 17.2 | 56.1 | 51.6 | 118.9 | 5.0 | fr-cu, cu-ni, a-cu NE 4 | cu-ni, a-cu N, ci, ci-str, 23 | cu, fr-cu, cu-ni, ni, ci, 36 | 4.1 | 6.5 | 0.1 | 0.2 | 0.3 | 0.8 | 1.6 |
| 5 11.8 | 26 | 65 | **0** | 28.6 | 41.3 | 18.9 | 136.3 | 5.7 | cu, fr-cu, cu-ni, ni, str- 5 | cu-ni, str-cu, ci, ci- 24 | cu, fr-cu, cu-ni SSE, ni | 9.2 | 7.0 | 0.2 | 0.3 | 0.2 | 0.4 | 1.4 |
| 1 10.5 | 20 | 78 | 33 | 3.1 | 26.8 | 25.7 | 63.3 | 2 6 | cu, fr-cu, cu-ni, ni, a- 6 | cu-ni, ni, a-cu, SW, ci 25 | fr-cu N | 0.1 | — | 0.0 | 0.2 | 0.6 | 0.5 | **0.8** |
| 1 9.9 | 13 | 116 | 7 | 2.5 | 52.3 | 32.4 | **55.0** | **2.3** | cu, fr-cu, cu-ni, str, 7 | cu-ni, str, str-cu, ci, 26 | | — | — | — | 0.1 | 0.6 | 0.8 | 1.2 |
| 5 10.7 | 132 | 161 | 116 | 54.7 | 74.3 | 81,3 | 139.4 | 5.8 | cu, fr-cu, cu-ni. ni, str- 8 | cu-ni, ni, str, str-cu, 27 | cu, cu-ni, ni-str SSE | 1.1 | — | 9.5 | 0.4 | 1.2 | 0.5 | 1.8 |
| 2 9.3 | 121 | 152 | 152 | 59.5 | 67.6 | 64.1 | 215.1 | 9.0 | cu, fr-cu, cu-ni, ni, str, 9 | cu-ni, a-cu SE, ci, ci- 28 | cu, fr-cu, cu-ni, ni, str S | 4.1 | — | — | 0.6 | 1.5 | 1.5 | 2.3 |
| 1 8.5 | 185 | 143 | 160 | 97.1 | 69.7 | 74.3 | 228.8 | 9.5 | cu, fr-cu, cu-ni, ci S | cu-ni, ni, str cu, a-cu S 29 | cu, fr-cu, cu-ni SSE, ni | 0.3 | 6.6 | 0.1 | 1.9 | 1.5 | 1.7 | **4.9** |
| 5 7.8 | 122 | 196 | 13 | 98.5 | 62.0 | 57.5 | 242.5 | 10.1 | cu, fr-cu, cu-ni, ni, ci, 10 | cu-ni, str-cu, ci lij S | cu, fr-cu, cu-ni SSE, ni | 0.4 | 0.0 | 0.0 | 1.6 | 1.6 | 1.6 | 4.8 |
| 2 7.9 | 108 | 132 | 13 | 53.3 | 48.7 | 22.7 | 172.8 | 7.2 | cu, fr-cu, cu-ni, a-cu, 11 | cu-ni, ni, str-cu, str, 30 | cu, fr-cu, cu-ni S, ni | — | — | 0.0 | 1.0 | 1.4 | 0.8 | 4.2 |
| 3 7.1 | 13 | 78 | 99 | 8.0 | 26.6 | 37.4 | 79.4 | 3.3 | cu, fr-cu, cu-ni, ci lij SSE | cu-ni, ci-cu lij W | fr-cu W | — | — | — | 0.6 | 0.8 | 0.9 | 2.8 |
| 0 10.9 | 160 | 185 | 204 | 84.6 | 71.2 | 78.0 | 148.6 | 6.2 | cu, fr-cu, cu-ni, ni, 12 | cu-ni, str-cu, a-cu W 31 | cu, cu-ni, WNW, ni, str | 0.0 | — | 0.2 | 1.0 | 0.8 | 1.1 | 2.7 |
| 0 10.4 | 39 | 90 | 78 | 61.6 | 46.6 | 35.8 | 210.8 | 8.8 | cu, fr-cu, cu-ni, ni, 13 | cu-ni SE ni, str-cu,str | cu-ni E, ni, str | 0.8 | 0.1 | 1.3 | 0.1 | 0.5 | 0.4 | 2.0 |
| 7 9.7 | 90 | 204 | 160 | 57.4 | 66.0 | 70.0 | 139.8 | 5.8 | cu, cu-ni SE, ni, str | cu-ni E, ni, str | cu-ni E, ni, str | 7.9 | 0.3 | 3.3 | 0.1 | 0.3 | 0.6 | 1.0 |
| 5 10.7 | 78 | 116 | 90 | 86.6 | 46.9 | 73.3 | 222.6 | 9.3 | cu-ni SE ni, str SE | cu-ni, ni, str-cu, str N | cu-ni N, ni, str | 12.3 | 11.1 | 11.0 | 0.0 | 0.0 | 0.4 | 0.9 |
| 2 10.7 | **265** | 222 | 116 | 124.2 | 77.8 | 70.4 | 244.4 | 10.2 | ni, str SE [ci, ci-cu E | cu-ni, ni, str-cu, str, a-cu | cu-ni SE, ni, str cu, str | 37.8 | — | 0.2 | 0.4 | 1.0 | 1.0 | **8.0** |
| 8 7.6 | 39 | 116 | 203 | 52.1 | 64.1 | 70.3 | 200.3 | 8.3 | cu, fr-cu, cu-ni, ni, a-cu E, | cu-ni SE [SE, ci SE | cu, fr-cu, cu-ni SE, ni | 0.8 | 0.7 | 0.2 | 1.1 | 1.5 | 1.3 | 3.1 |
| 7 7.0 | 185 | 125 | 65 | 102.3 | 66.1 | 47.6 | 236.7 | 9.9 | cu, fr-cu, cu-ni SSE, 14 | cu-ni, ni, str-cu, ci lij SE | cu, cu-ni SSE, ni | 0.1 | — | — | 1.2 | 1.7 | 1.3 | 4.0 |
| 5 7.3 | 78 | 108 | 78 | 15.5 | 36.1 | 40.4 | 129.2 | 5.4 | cu, fr-cu, cu-ni, ni, str- 15 | str-cu, ci, ci-cu SSW | cu, fr-cu, cu-ni SW, ni | — | — | — | 0.9 | 1.0 | 1.0 | 3.9 |
| 2 9.7 | 116 | 162 | 116 | 57.3 | 59.8 | 47.4 | 133.8 | 5.6 | cu, fr-cu, cu-ni, ni, 16 | cu-ni, str-cu, a-cu W, ci, | cu, fr-cu, cu-ni, str-cu, a- | — | — | 0.7 | 1.1 | 1.0 | 0.5 | 3.1 |
| 4 6.2 | 13 | 90 | 59 | 12.4 | 31.9 | 20.3 | 119.6 | 5.0 | cu, fr-cu, ci lij SSE | ci-str W | cu SE | — | — | — | 0.5 | 0.9 | 0.4 | 2.0 |
| 2 5.2 | 26 | 116 | 135 | 16.2 | 46.0 | 53.4 | 68.4 | 2.8 | [a-cu W | ci, ci-str, ci-cu lij | cu, fr-cu, cu-ni, str-cu 37 | — | — | — | 0.5 | 1.1 | 0.9 | 1.8 |
| 8 9.1 | 90 | 116 | 116 | 42.3 | 62.7 | 45.1 | 141.7 | 5.9 | cu, fr-cu, cu-ni, ni, str-cu, | cu-ni, str-cu a-cu NW [N | cu, fr-cu, cu-ni, str-cu, a- | 2.1 | — | — | 0.4 | 1.5 | 0.9 | 2.4 |
| 2 10.9 | 78 | 230 | 116 | 55.6 | 75.7 | 74.7 | 163.4 | 6.8 | cu, fr-cu, cu-ni, ni, a- 17 | cu-ni, str-cu, ci, ci-str, ci-cu | cu hor [cu NW | 3.0 | 0.1 | — | 0.3 | 1.2 | 1.0 | 2.7 |
| 4 10.7 | 78 | 142 | 78 | 45.8 | 79.8 | 59.6 | 196.2 | 8.2 | cu, fr-cu, cu-ni, str, 18 | cu-ni, str, str-cu, a-cu 32 | cu, fr-cu, str-cu, a-cu 38 | 0.4 | — | — | 0.6 | 2.0 | 1.3 | 2.8 |
| 7 9.8 | 78 | 230 | 151 | 42.3 | 83.4 | 62.2 | 181.7 | 7.6 | cu, fr-cu, cu-ni, ci, ci- 19 | cu-ni, ni, str, fr-str, 33 | cu, fr-cu, cu-ni, ni, 39 | — | — | 1.4 | 0.4 | 1.0 | 0.8 | 3.7 |
| 1 11.8 | 65 | 212 | 143 | 66.6 | 67.0 | 76.1 | 212.2 | 8.8 | cu, fr-cu, cu-ni W, ni, str, [fr-str | cu-ni, ni, str, fr-str, str-cu, ci-str N | cu, fr-cu, ci, ci-str, ci-cu [N | 9.6 | 1.6 | 0.2 | 0.5 | 0.3 | 0.5 | 2.3 |
| 3 9.5 | 87 | 147 | 98 | 53.1 | 58.6 | 53.8 | 164.0 | 6.8 | | | | 97.3 | 49.4 | 28.7 | 18.4 | 28.0 | 26.3 | 72.4 |

**PIAPÓ** (H = 370 m) **ABRIL 1912** φ = 27° 22′ S λ = 70° 21′ W $h_a$ = 11.7 m

| | | | | | | | | | | | | | | | | | | |
|---|---|---|---|---|---|---|---|---|---|---|---|---|---|---|---|---|---|---|
| 0 | 50 | 80 | *4.8* | 28.3 | 74.4 | 48.8 | 2.0 | str | ni SE | ni SE | — | — | — | | | | |
| 0 | 10 | 0 | 5.0 | 8.9 | 55.6 | **107.7** | **4.5** | ni | ni E | | — | — | — | | | | |
| 10 | 80 | 15 | 3.7 | 19.5 | 20.9 | 68.2 | 2.8 | | | | — | — | — | | | | |
| 45 | 110 | 15 | 3.5 | 17.8 | 28.5 | 43.9 | 1.8 | str | ni SE | ci E | — | — | — | | | | |
| 0 | 80 | 70 | 6.2 | 19.7 | 31.3 | 52.5 | 2.2 | str | ni S | | — | — | — | | | | |
| 40 | 100 | 20 | 7.8 | 18.1 | 17.1 | 58.8 | 2.4 | ni | ni | str SE | — | — | — | | | | |
| 15 | 54 | | 4.9 | *19.3* | | 40.1 | 1.7 | ni | ni | | — | — | — | | | | |
| 80 | 85 | 0 | | 23.2 | 11.1 | | | str SE | | | — | — | — | | | | |
| 0 | 90 | 0 | 7.9 | 19.5 | 19.1 | 42.2 | 1.8 | str | str | | — | — | — | | | | |
| 0 | 95 | 80 | 8.0 | 3.1 | 37.4 | 46.6 | 1.9 | str | | str SE | — | — | — | | | | |
| 80 | 25 | 70 | 16.0 | 37.7 | 21.3 | 56.5 | 2.4 | ni SE | ni SE | ni SE | — | — | — | | | | |
| 15 | 65 | 0 | 5.6 | 27.4 | 18.0 | 64.6 | 2.7 | | fr-str SE | | — | — | — | | | | |
| 45 | 80 | 0 | 7.2 | 33.2 | 31.0 | 52.6 | 2.2 | | fr-str SE | | — | — | — | | | | |
| 0 | **125** | 0 | 8.7 | 21.9 | 11.6 | 72.9 | 3.0 | str | ni S | ni | — | — | — | | | | |
| 40 | 70 | 0 | 13.1 | 51.5 | 28.3 | 46.6 | 1.9 | str | ni SE | ni | — | — | — | | | | |
| 0 | 0 | 15 | 14.6 | 5.1 | 27.5 | 94.4 | 3.9 | ni | ni | ni | — | — | — | | | | |
| 25 | 55 | | 5.9 | *11.4* | | 38.5 | 1.6 | str SE | | | — | — | — | | | | |
| 0 | 85 | 40 | | | | | | | | | — | — | — | | | | |
| 0 | 80 | 0 | | 14.3 | 30.5 | | | str | | | — | — | — | | | | |
| 40 | 80 | 65 | 4.5 | 22.5 | 16.0 | 49.3 | 2.1 | str | | | — | — | — | | | | |
| 0 | 70 | 40 | 5.3 | 29.5 | 24.7 | 43.8 | 1.8 | | | | — | — | — | | | | |
| 0 | 95 | **125** | 6.0 | 18.4 | 21.0 | 60.2 | 2.5 | str | | | — | — | — | | | | |
| 50 | 65 | 0 | 19.0 | 23.5 | 20.1 | 58.4 | 2.4 | str | ni SE | ni NW | — | — | — | | | | |
| 45 | 75 | | 13.2 | *16.8* | | 56.8 | 2.4 | str SW | ni SE | | — | — | — | | | | |
| 0 | 65 | 40 | | 24.9 | 20.3 | | | str | ci | str | — | — | — | | | | |
| 50 | 75 | 80 | 10.5 | 19.0 | 10.5 | 55.7 | 2.3 | str SE | | str | — | — | — | | | | |
| 0 | 80 | 50 | 7.1 | 24.9 | 12.5 | **36.6** | **1.5** | str NW | | str SE | — | — | — | | | | |
| 25 | 75 | 40 | 5.6 | 22.5 | 23.5 | 43.0 | 1.8 | str NW | ci | | — | — | — | | | | |
| 65 | 80 | 40 | 5.5 | 20.9 | 22.1 | 51.5 | 2.1 | ni | | | — | — | — | | | | |
| 15 | 95 | 0 | 7.3 | 25.7 | 28.1 | 50.3 | 2.1 | str | | | — | — | — | | | | |
| 23 | 73 | 33 | 7.9 | 21.7 | 25.5 | 55.4 | 2.3 | | | | — | — | — | | | | |

s observaciones se efectuaron según hora oficial de Chile (75° de long.)
cia se observó según la hora local.
os dias hubo cu y fr-cu a las 2p.

Alle Beobachtungen nach chilenischer Einheitszeit (75° Länge).
Auf der Osterinsel Beobachtungen nach Ortszeit.

NE ci, ci-str, ci-cu ENE. 2 cu, a-cu E, ci, ci-str E. 3 cu, ci, ci-cu, ci-str NE. 4 ci, ci-str, ci-cu NE. 5 cu, a-cu N, ci, ci-cu N. 6 cu W, ci, ci-cu, ci-str SW. 7 str-cu, a-cu NE, ci, ci-cu NE. 8 NW ci, ci-str, ci-cu NW. 9 fr-str, ci, ci-cu, ci-str SE. 10 ci-cu lij. SSE. 11 SE, ci, ci-cu SE. 12 str-cu, a-cu W, ci, y ci-str lij. W. 13 str-cu, str, ci lij. SE. 14 ni, a cu SSE, ci lij. 15 cu, a-cu SE. a-cu. ci y ci-cu lij. WSW. 17 cu NW, ci, ci-cu lij. NW. 18 str-cu, a-cu NNE, ci, ci-cu, ci-str NNE. 19 cu NNE. 20 ci, ci-str E. 21 a-cu N, ci, ci-cu N. 22 ci-cu N. 23 ci-cu N. 24 str lij. W. SW 26 ci-str N. 27 fr-str, a-cu NW, ci, ci-str NW. 28 cu, ci-str SE. 29 ci, ci-cu S. 30 a-cu ESE, ci, ci-str, ci-cu ESE. 31 ci, ci-str, ci-cu W. 32 N, ci, ci-str N. 33 str-cu, ci N. 34 N, ci, 35 str-cu, a-cu ENE ci ENE. 36 ci-str N. 37 N, a-cu N. 38 N, ci, ci-str N. 39 str-cu, a-cu N.

**COQUIMBO** (H=25 m) **ABRIL 1912** φ = 29° 56′ S λ = 71° 21′ W $C_g$ =

| Dia / Tag | Barómetro Barometer 700 mm + 7a | 2p | 9p | Temperatura del aire Lufttemperatur C° 7a | 2p | 9p | Max. | Min. | Humedad absoluta Absolute Feuchtigkeit mm 7a | 2p | 9p | Humedad relativa Relative Feuchtigkeit % 7a | 2p | 9p | Dirección y fuerza del viento Richtung und Stärke des Windes 0—12 B 7a | 2p | 9p | Nebulosidad Bewölkung 0—10 7a | 2p | 9p | Agua caída Niederschlag mm 7a-7a | Notas Bemerkungen |
|---|---|---|---|---|---|---|---|---|---|---|---|---|---|---|---|---|---|---|---|---|---|---|
| 1 | 58.2 | 58.4 | 57.6 | 13.0 | 16.2 | 14.4 | 16.2 | 12.0 | 9.8 | 10.3 | 10.3 | 89 | 75 | 85 | C 0 | SW 2 | SW 1 | $4^2$ | $8^2$ | $10^2$ | — | $\triangle^1$ an |
| 2 | 60.4 | 60.8 | 61.7 | 14.0 | 19.0 | 16.2 | 19.0 | 14.0 | 10.6 | 10.8 | 10.4 | 90 | 66 | 76 | E 1 | SW 1 | C 0 | $10^2$ | $6^2$ | 0 | — | $\triangle^1$ n |
| 3 | 61.6 | 60.0 | 60.4 | 14.7 | 19.0 | 15.0 | 19.0 | 13.0 | 9.5 | 11.7 | 11.9 | 76 | 72 | 93 | C 0 | SW 2 | SW 2 | 0 | 0 | $3^1$ | — | $\triangle^1$ an, n; $\infty^1$ 2 |
| 4 | 60.6 | 59.6 | 58.9 | 14.6 | 15.2 | 14.0 | 19.2 | 14.5 | 10.5 | 11.2 | 10.6 | 85 | 87 | 90 | NE 1 | SW 2 | SW 1 | $10^2$ | $10^2$ | $10^2$ | — | $\triangle^1$ an, n |
| 5 | 57.6 | **56.7** | 57.0 | 13.0 | 15.0 | 14.0 | 16.0 | 12.4 | 10.6 | 9.9 | 10.6 | 96 | 78 | 90 | C 0 | NW 2 | W 1 | $10^2$ | $8^2$ | $10^2$ | 0.0 | ≡ 1 |
| 6 | 58.6 | 58.8 | 59.5 | 13.6 | 15.8 | 14.9 | 19.0 | 13.0 | 10.7 | 10.3 | 10.8 | 93 | 77 | 86 | N 1 | C 0 | SW 1 | $10^2$ | $10^2$ | $10^2$ | — | |
| 7 | 59.7 | 58.6 | 59.1 | 14.1 | 16.0 | 14.0 | 16.9 | 13.2 | 9.3 | 10.7 | 10.4 | 78 | 79 | 88 | E 1 | SW 1 | SW 1 | $10^2$ | $8^2$ | 0 | — | $\triangle^1$ n |
| 8 | 59.2 | 58.0 | 58.7 | 12.0 | 16.6 | 14.5 | 17.0 | 11.0 | 9.2 | 9.8 | 10.0 | 89 | 69 | 82 | NE 1 | SW 1 | SW 1 | 0 | $6^1$ | 0 | — | $\triangle^1$ an |
| 9 | 58.7 | 58.6 | 58.4 | 12.5 | 17.0 | 14.4 | 17.0 | 11.0 | 9.6 | 9.9 | 9.5 | 90 | 69 | 78 | E 1 | NW 2 | SW 1 | $10^2$ | $5^2$ | $10^2$ | — | |
| 10 | 59.5 | 59.6 | 59.6 | 13.6 | 16.3 | 14.0 | 16.4 | 10.0 | 9.7 | 8.8 | 9.1 | 85 | 63 | 77 | C 0 | SW 1 | SW 2 | $10^2$ | $10^2$ | 0 | — | |
| 11 | 59.0 | 59.2 | 59.1 | 11.6 | 16.0 | 14.1 | 16.0 | 10.8 | **8.2** | 10.1 | 11.2 | 80 | 75 | 94 | C 0 | SW 1 | SW 2 | $9^2$ | $8^1$ | 0 | — | |
| 12 | 59.6 | 59.1 | 58.8 | 12.0 | 17.4 | 14.5 | 17.4 | 11.0 | 9.3 | 10.7 | 10.5 | 90 | 72 | 86 | E 1 | SW 1 | SW 2 | $3^1$ | 0 | 0 | — | |
| 13 | 58.9 | 58.7 | 59.0 | 12.8 | 16.0 | 14.6 | 16.8 | 11.2 | 10.0 | 10.7 | 11.0 | 91 | 79 | 89 | C 0 | SW 1 | SW 1 | $10^2$ | $6^1$ | $10^2$ | — | $\triangle^1$ an; $\infty^1$ am |
| 14 | 58.7 | 59.0 | 59.9 | 13.8 | 14.7 | 14.0 | 14.7 | 10.0 | 10.2 | 10.9 | 10.8 | 87 | 88 | 92 | NE 1 | SW 1 | C 0 | $10^2$ | $10^2$ | $10^2$ | — | $\triangle^1$ n; $\infty^2$ I |
| 15 | 61.7 | 60.2 | 59.3 | 14.5 | 18.0 | 14.5 | 18.0 | 13.9 | 10.5 | 10.9 | 10.8 | 86 | 71 | 88 | E 1 | C 0 | SW 1 | $10^2$ | $8^2$ | $4^1$ | — | |
| 16 | 58.9 | 59.4 | 59.4 | 13.5 | 16.6 | 14.9 | 16.6 | 11.6 | 9.8 | **13.5** | 11.1 | 86 | 96 | 88 | E 1 | SW 1 | SW 1 | $5^1$ | $10^2$ | 0 | — | $\triangle^1$ n; ⌒ (doble) 5p1 |
| 17 | 62.0 | 61.4 | **62.2** | 14.7 | 18.4 | 15.0 | 18.8 | 14.0 | 11.5 | 12.1 | 11.3 | 92 | 77 | 89 | NE 1 | SW 1 | SW 2 | $10^2$ | $4^1$ | 0 | **0.6** | ● gt. II, ● ch 5p45; |
| 18 | 60.7 | 58.6 | 59.5 | 14.0 | 16.7 | 15.0 | 16.8 | 11.4 | 10.8 | 11.7 | 11.3 | 92 | 82 | 89 | C 0 | SW 2 | SW 1 | 0 | $10^2$ | 0 | — | $\triangle^1$ an, n; $\infty^1$ am, α |
| 19 | 59.4 | 60.3 | 60.7 | 14.3 | 14.9 | 14.8 | 16.0 | 11.0 | 11.4 | 11.4 | 10.2 | 95 | 90 | 82 | E 1 | SW 1 | C 0 | $10^2$ | $10^2$ | $10^2$ | — | $\equiv^1$ 1a10-0p45 |
| 20 | 60.9 | 60.7 | 60.4 | 13.4 | 18.4 | 15.0 | 18.5 | 11.6 | 10.7 | 12.7 | 12.4 | 94 | 80 | 98 | C 0 | SW 1 | C 0 | $10^2$ | $4^2$ | 0 | — | $\equiv^2$ I, II |
| 21 | 57.6 | 56.8 | 57.3 | 13.0 | 15.0 | 14.8 | 15.0 | 12.9 | 11.0 | 11.2 | 12.4 | **99** | 88 | **99** | E 1 | N 1 | N 1 | $10^2$ | $10^2$ | $10^2$ | — | $\equiv^2$ III, I |
| 22 | 58.8 | 58.6 | 59.4 | 15.0 | 16.8 | 15.5 | 16.8 | 10.6 | 11.6 | 11.6 | 11.8 | 91 | 81 | 90 | N 1 | SW 1 | SW 1 | $10^2$ | $10^2$ | $10^2$ | — | |
| 23 | 60.2 | 59.9 | 60.8 | 15.0 | 18.0 | 16.7 | 18.1 | 14.4 | 11.3 | 10.7 | 11.7 | 89 | 70 | 82 | C 0 | C 0 | SW 1 | $10^2$ | $10^2$ | $10^2$ | — | |
| 24 | 59.7 | 58.4 | 59.5 | 15.5 | 17.0 | 16.2 | 17.0 | **9.8** | 11.8 | 11.5 | 11.8 | 90 | 80 | 86 | C 0 | C 0 | C 0 | $10^2$ | $10^2$ | $10^1$ | — | |
| 25 | 60.2 | 59.3 | 60.6 | 15.3 | 19.0 | 15.8 | 19.0 | 15.0 | 12.1 | 11.7 | 10.9 | 93 | 72 | 82 | N 1 | NW 1 | C 0 | $10^2$ | $8^1$ | $4^1$ | 0.0 | ≡ 1 am |
| 26 | 61.5 | 61.0 | 61.7 | 15.2 | 18.7 | 17.0 | **19.6** | 10.0 | 10.6 | 10.4 | 11.8 | 83 | 65 | 82 | E 1 | SW 1 | C 0 | $8^1$ | $8^1$ | 0 | — | |
| 27 | 61.7 | 60.9 | 60.2 | 15.0 | 18.0 | 15.7 | 18.0 | 14.2 | 11.7 | 12.6 | 12.1 | 92 | 82 | 91 | E 1 | SW 1 | SW 2 | $10^1$ | $10^2$ | $5^1$ | — | $\equiv^2$ 1, $\triangle$ am |
| 28 | 59.8 | 59.2 | 59.6 | 13.2 | 17.6 | 16.2 | 18.0 | 11.6 | 11.0 | 11.3 | 11.8 | 98 | 75 | 86 | C 0 | SW 1 | SW 1 | $10^2$ | $10^2$ | $10^2$ | — | $\equiv^2$ 1, $\triangle^1$ am |
| 29 | 60.9 | 58.8 | 60.8 | 13.8 | 19.0 | 14.7 | 19.0 | 12.4 | 9.5 | 10.0 | 10.4 | 81 | **61** | 84 | C 0 | SW 2 | SW 2 | $4^1$ | 0 | 0 | — | $\triangle^1$ an, n |
| 30 | 61.6 | 60.2 | 61.4 | 13.0 | 17.8 | 15.0 | 19.0 | 12.6 | 8.8 | 10.8 | 10.5 | 80 | 71 | 83 | E 1 | SW 1 | SW 1 | 0 | 0 | 0 | — | $\triangle^1$ an |
| Pro. Mit. | 59.9 | 59.3 | 59.7 | 13.8 | 17.0 | 15.0 | 17.5 | 12.1 | 10.4 | 11.0 | 11.0 | 89 | 76 | 87 | 0.6 | 1.1 | 1.0 | 7.8 | 7.2 | 4.9 | 0.6 | |

**OVALLE** (H = 217 m) **ABRIL 1912** φ = 30° 36′ S λ = 71° 12′ W $C_g$ =

| | | | | | | | | | | | | | | | | | | | | | | |
|---|---|---|---|---|---|---|---|---|---|---|---|---|---|---|---|---|---|---|---|---|---|---|
| 1 | 40.9 | **87.5** | 38.5 | 11.2 | 23.6 | 21.0 | 23.8 | 8.4 | 4.8 | 9.8 | 9.7 | 49 | 45 | 53 | NE 1 | NW 3 | C 0 | 0 | 2 | 0 | — | |
| 2 | 43.2 | 43.3 | 43.1 | 13.8 | 19.9 | 16.3 | 22.8 | 11.5 | 8.4 | 16.2 | 10.0 | 71 | **94** | 73 | C 0 | SSE 1 | C 0 | 10 | 8 | 0 | — | |
| 3 | 40.1 | 42.0 | 42.0 | 14.3 | 25.5 | 13.5 | 26.2 | 10.5 | 7.0 | 9.6 | 9.3 | 58 | 40 | 80 | SW 1 | SW 5 | SW 1 | 0 | 0 | 2 | — | |
| 4 | 42.9 | 40.0 | 40.6 | 10.0 | 25.5 | 13.2 | 25.5 | 8.5 | 8.6 | 10.1 | 8.8 | 90 | 41 | 78 | NNW 1 | WSW 5 | SW 1 | 7 | 1 | 1 | — | |
| 5 | 39.7 | 38.5 | 39.3 | 10.8 | 21.6 | 11.8 | 26.4 | 8.1 | 8.5 | **8.9** | 8.7 | 87 | **21** | 84 | E 1 | SW 4 | C 0 | 0 | 2 | 1 | — | |
| 6 | 41.0 | 41.3 | 42.1 | 11.7 | 16.4 | 13.8 | 17.5 | 9.9 | 9.1 | 9.6 | 9.5 | 89 | 69 | 80 | NE 1 | S 2 | SW 1 | 10 | 6 | 10 | — | |
| 7 | 43.1 | 41.5 | 41.9 | 13.6 | 16.4 | 14.3 | 17.5 | 7.4 | 7.8 | 11.1 | 9.9 | 67 | 80 | 82 | WNW 1 | WNW 1 | C 0 | 10 | 10 | 10 | — | |
| 8 | 40.2 | 39.6 | 41.4 | 12.0 | 22.0 | 13.4 | 22.2 | 8.3 | 7.5 | 12.5 | 8.2 | 72 | 64 | 71 | SE 1 | W 6 | C 0 | 5 | 3 | 0 | — | |
| 9 | 41.1 | 40.5 | 40.6 | 9.4 | 20.0 | 14.0 | 24.3 | 9.4 | 6.5 | 12.1 | 7.2 | 74 | 70 | 60 | C 0 | WSW 4 | C 0 | 0 | 0 | 0 | — | |
| 10 | 42.4 | 42.3 | 42.3 | 13.0 | 17.0 | 10.0 | 17.8 | 9.4 | 8.1 | 7.2 | 8.5 | 73 | 50 | 93 | C 0 | NW 4 | C 0 | 10 | 6 | 0 | — | |
| 11 | 41.6 | 41.2 | 41.6 | 14.3 | 18 3 | 13.4 | 21.6 | 10.5 | 7.5 | 11.6 | 9.0 | 61 | 74 | 78 | C 0 | E 1 | C 0 | 4 | 10 | 0 | — | |
| 12 | 42.0 | 41.7 | 42.4 | 12.3 | 22.5 | 13.6 | 22.5 | 7.6 | 7.4 | 15.2 | 7.7 | 69 | 75 | 66 | SE 1 | W 6 | C 0 | 0 | 0 | 0 | — | |
| 13 | 41.6 | 41.0 | 42.0 | 10.8 | 23.6 | 16.3 | 23.8 | 8.5 | 7.3 | 14.5 | 8.6 | 75 | 67 | 62 | C 0 | WSW 4 | C 0 | 0 | 0 | 0 | — | |
| 14 | 42.2 | 40.8 | 41.6 | 12.4 | 17.6 | 16.4 | 25.0 | 9.4 | 7.5 | 12.0 | 8.6 | 70 | 80 | 62 | NNW 1 | W 3 | C 0 | 0 | 0 | 0 | — | |
| 15 | 43.5 | 43.1 | 42.8 | 13.8 | 22.6 | 17.4 | 23.4 | 10.4 | 7.7 | 15.2 | 9.7 | 66 | 74 | 66 | C 0 | E 2 | SE 2 | 10 | 5 | 0 | — | |
| 16 | 41.6 | 42.0 | 41.8 | 13.4 | 22.4 | 17.5 | 25.5 | 11.0 | 7.7 | 15.6 | 10.6 | 67 | 77 | 71 | W 2 | SE 1 | C 0 | 0 | 0 | 6 | — | |
| 17 | 43.2 | 43.3 | 44.2 | 13.8 | 21.6 | 19.4 | 22.6 | 10.3 | 7.7 | 12.7 | 10.8 | 66 | 66 | 64 | W 2 | NW 7 | C 0 | 7 | 3 | 0 | — | |
| 18 | 43.8 | 41.6 | 41.9 | 14.3 | 25.4 | 21.3 | 25.6 | 9.4 | 8.7 | 15.7 | 12.9 | 72 | 65 | 68 | W 3 | NW 5 | C 0 | 0 | 10 | 10 | — | |
| 19 | 41.9 | 42.0 | 42.5 | 14.2 | 20.5 | 17.5 | 23.8 | 10.5 | 10.0 | 11.9 | 10.7 | 83 | 66 | 72 | C 0 | NW 4 | C 0 | 10 | 10 | 0 | — | |
| 20 | 44.2 | 42.5 | 42.5 | 15.8 | 24.2 | 20.4 | 25.3 | 11.6 | 8.1 | **17.7** | 13.2 | 61 | 79 | 74 | SW 2 | W 5 | C 0 | 5 | 0 | 0 | — | |
| 21 | 43.6 | 39.1 | 41.7 | 16.8 | 26.4 | 19.6 | **26.8** | 11.3 | 10.0 | 13.6 | 13.6 | 70 | 53 | 80 | C 0 | W 6 | C 0 | 0 | 0 | 0 | — | |
| 22 | 43.3 | 40.5 | 40.1 | 14.6 | 21.3 | 19.5 | 22.4 | 12.4 | 10.6 | 14.6 | 13.5 | 86 | 80 | 80 | SE 1 | W 5 | W 3 | 10 | 0 | 0 | — | |
| 23 | 42.4 | 43.8 | 43.3 | 15.8 | 19.4 | 18.6 | 21.5 | 9.4 | 10.4 | 11.6 | 11.5 | 78 | 69 | 72 | C 0 | NW 6 | W 1 | 0 | 0 | 0 | — | |
| 24 | 42.5 | 41.5 | 41.9 | 13.6 | 19.8 | 16.5 | 21.5 | 11.2 | 8.3 | 12.1 | 10.1 | 71 | 70 | 72 | NW 1 | NW 6 | C 0 | 10 | 10 | 10 | — | |
| 25 | 42.8 | 41.3 | 42.0 | 15.1 | 22.2 | 19.6 | 23.4 | 10.4 | 10.5 | 13.7 | 11.5 | 82 | 69 | 68 | E 2 | SE 1 | C 0 | 10 | 0 | 0 | — | |
| 26 | **45.1** | 42.9 | 41.7 | 14.3 | 22.8 | 21.3 | 24.5 | 12.3 | 8.9 | 15.1 | 14.0 | 73 | 73 | 74 | SE 4 | E 7 | C 0 | 10 | 10 | 0 | — | |
| 27 | 44.1 | 43.5 | 43.8 | 15.1 | 21.3 | 20.4 | 23.8 | 12.3 | 10.9 | 14.3 | 13.9 | 85 | 76 | 78 | S 3 | SW 5 | C 0 | 10 | 10 | 0 | — | |
| 28 | 43.3 | 42.0 | 43.0 | 17.6 | 17.8 | 17.4 | 20.2 | 7.5 | 10.0 | 10.4 | 9.5 | 67 | 69 | 64 | S 1 | W 3 | C 0 | 10 | 10 | 0 | — | |
| 29 | 44.0 | 41.9 | 43.7 | 11.5 | 22.4 | 18.4 | 22.8 | **7.2** | 8.0 | 14.1 | 12.8 | 79 | 70 | 81 | E 4 | NW 4 | C 0 | 0 | 0 | 0 | — | |
| 30 | 43.6 | 43.1 | 45.0 | 8.3 | 22.1 | 18.4 | 23.2 | 7.6 | 6.5 | 14.2 | 12.8 | 80 | 72 | 81 | C 0 | NW 5 | C 0 | 0 | 0 | 0 | — | |
| | | | | | | | | | | | | | | | | | | | | | — | |
| Pro. Mit. | 42.5 | 41.5 | 42.0 | 13.3 | 21.4 | 16.8 | 23.1 | 9.7 | 8.3 | 12.6 | 10.5 | 73 | 67 | 73 | 1.0 | 4.0 | 0.3 | 4.9 | 3.9 | 1.7 | — | |

Barómetro reducido a 0°C y a gravedad normal.

Barometer reduciert auf 0°C und Normal

**MBO** (H = 25 m) **ABRIL 1912** φ = 29° 56′ S λ = 71° 21′ W $h_a$ = 2 m

| Min. | Velocidad del viento m/minuto 7a | 2p | 9p | km 9p-7a | 7a-2p | 2p-9p | 7a-7a | k/1h | Nubes (clase y dirección) 7a | 2p | 9p | Agua caída mm 7a | 2p | 9p | Evaporación mm 7a | 2p | 9p | 7a-7a |
|---|---|---|---|---|---|---|---|---|---|---|---|---|---|---|---|---|---|---|
| | 0 | 198 | 43 | 0.0 | 84.0 | 25.0 | 108.0 | 4.5 | ni | cu, ni | ni | — | — | — | | | | |
| | 130 | 50 | 0 | 130.0 | 50.0 | 0.0 | **239.0** | **10.0** | ni | cu, str | | — | — | — | | | | |
| | 0 | 219 | 176 | 0.0 | 92.0 | 74.0 | 50.0 | 2.1 | | | ci | — | — | — | | | | |
| | 65 | 164 | 67 | 39.0 | 69.0 | 28.0 | 205.0 | 8.5 | ni | ni | ni | — | — | — | | | | |
| | 0 | 183 | 40 | 0.0 | 77.0 | 17.0 | 97.0 | 4.0 | ni | ni | ni | 0.0 | — | — | | | | |
| | 132 | 0 | 133 | 79.0 | 0.0 | 56.0 | 173.0 | 7.2 | ni | fr-cu, ni | ni | — | — | — | | | | |
| | 100 | 150 | 93 | 60.0 | 63.0 | 39.0 | 116.0 | 4.8 | ni | fr-cu, ni | | — | — | — | | | | |
| | 90 | 55 | 67 | 54.0 | 23.0 | 28.0 | 156.0 | 6.5 | | | | — | — | — | | | | |
| | 113 | 198 | 112 | 63.0 | 84.0 | 47.0 | 114.0 | 4.8 | ni | | ni | — | — | — | | | | |
| | 0 | 86 | 183 | 0.0 | 36.0 | 77.0 | 131.0 | 5.5 | ni | ni | | — | — | — | | | | |
| | 0 | 50 | 209 | 0.0 | 21.0 | 88.0 | 113.0 | 4.7 | cu | cu, ni | | — | — | — | | | | |
| | 67 | 126 | **259** | 40.0 | 52.0 | 109.0 | 149.0 | 6.2 | cu | ni | | — | — | — | | | | |
| | 0 | 50 | 97 | 0.0 | 21.0 | 41.0 | 161.0 | 6.7 | ni | cu, ni | ni | — | — | — | | | | |
| | 112 | 78 | 0 | 67.0 | 33.0 | 0.0 | 129.0 | 5.4 | ni | cu, ni | ni | — | — | — | | | | |
| | 63 | 0 | 117 | 38.0 | 0.0 | 49.0 | 71.0 | 3.0 | ni | cu, ni | str | — | — | — | | | | |
| | 67 | 100 | 83 | 40.0 | 42.0 | 35.0 | 89.0 | 3.7 | a-cu | ni | | — | 0.0 | 0.6 | | | | |
| | 85 | 133 | 207 | 51.0 | 56.0 | 87.0 | 128.0 | 5.3 | ni | ci | | — | — | — | | | | |
| | 0 | 167 | 100 | 0.0 | 70.0 | 42.0 | 143.0 | 6.0 | | ni | | — | — | — | | | | |
| | 42 | 133 | 0 | 25.0 | 56.0 | 0.0 | 137.0 | 5.7 | ni | ni | ni | — | — | — | | | | |
| | 0 | 121 | 0 | 0.0 | 51.0 | 0.0 | 56.0 | 2.3 | ni | fr-str | | — | — | — | | | | |
| | 50 | 133 | 112 | 30.0 | 56.0 | 47.0 | 81.0 | 3.4 | | ni | ni | — | — | — | | | | |
| | 143 | 86 | 67 | 86.0 | 36.0 | 28.0 | 189.0 | 7.9 | ni | ni | ni | — | — | — | | | | |
| | 0 | 0 | 83 | 0.0 | 0.0 | 35.0 | 64.0 | 2.7 | ni | ni | ni | — | — | — | | | | |
| | 0 | 0 | 0 | 0.0 | 0.0 | 0.0 | 35.0 | 1.5 | ni | ni | ni | — | — | — | | | | |
| | 55 | 116 | 0 | 33.0 | 49.0 | 0.0 | **33.0** | **1.4** | ni | cu-ni | ci-str | 0.0 | — | — | | | | |
| | 87 | 83 | 0 | 52.0 | 35.0 | 0.0 | 101.0 | 4.2 | cu, str | cu, str | | — | — | — | | | | |
| | 43 | 150 | 202 | 26.0 | 63.0 | 75.0 | 61.0 | 2.5 | a-cu | cu-ni | a-str | — | — | — | | | | |
| | 0 | 64 | 50 | 0.0 | 27.0 | 28.0 | 138.0 | 5.8 | ni | | cu-ni, a-str | — | — | — | | | | |
| | 0 | 167 | 194 | 0.0 | 70.0 | 81.0 | 55.0 | 2.3 | str | | | — | — | — | | | | |
| | 70 | 117 | 50 | 42.0 | 49.0 | 21.0 | 193.0 | 8.0 | | | | — | — | — | | | | |
| | 50 | 106 | 91 | 31.8 | 45.5 | 38.6 | 117.2 | 4.9 | | | | 0.0 | 0.0 | 0.6 | | | | |

**LLE** (H = 217 m) **ABRIL 1912** φ = 30° 36′ S λ = 71° 12′ W $h_a$ = ?

| | | | | | | | | | | | | | | | | | | |
|---|---|---|---|---|---|---|---|---|---|---|---|---|---|---|---|---|---|---|
| | 17 | 163 | 0 | 1.0 | 30.0 | 42.0 | 64.0 | 2.7 | | ci | | — | — | — | | | | |
| | 0 | 45 | 0 | 2.0 | 8.0 | 8.0 | 74.0 | 3.1 | cu | ni | | — | — | — | | | | |
| | 23 | 155 | 5 | 7.0 | 30.0 | 30.0 | 23.0 | 1.0 | | | ci | — | — | — | | | | |
| | 21 | 143 | 7 | 10.0 | 36.0 | 34.0 | 61.0 | 2.5 | str | ci | ci | — | — | — | | | | |
| | 17 | 121 | 0 | 0.0 | 40.0 | 28.0 | 70.0 | 2.9 | | ci | ci | — | — | — | | | | |
| | 12 | 72 | 9 | 3.0 | 13.0 | 26.0 | 71.0 | 3.0 | a-cu | cu | str | — | — | — | | | | |
| | 36 | 25 | 0 | 13.0 | 17.0 | 18.0 | 52.0 | 2.2 | str | str | str | — | — | — | | | | |
| | 48 | 184 | 0 | 6.0 | 42.0 | 20.0 | 41.0 | 1.7 | ci | str | | — | — | — | | | | |
| | 0 | 128 | 0 | 5.0 | 33.0 | 24.0 | 67.0 | 2.8 | | | | — | — | — | | | | |
| | 0 | 125 | 0 | 6.0 | 14.0 | 13.0 | 63.0 | 2.6 | str | str | | — | — | — | | | | |
| | 0 | 36 | 0 | 9.0 | 25.0 | 9.0 | 36.0 | 1.5 | ci | ci | | — | — | — | | | | |
| | 46 | 210 | 0 | 0.0 | 39.0 | 26.0 | 34.0 | 1.4 | | | | — | — | — | | | | |
| | 0 | 142 | 0 | 12.0 | 27.0 | 21.0 | 77.0 | 3.2 | | | | — | — | — | | | | |
| | 28 | 98 | 0 | 19.0 | 9.0 | 21.0 | 67.0 | 2.8 | | | | — | — | — | | | | |
| | 0 | 76 | 66 | 7.0 | 14.0 | 4.0 | 37.0 | 1.5 | ci | ci | | — | — | — | | | | |
| | 85 | 36 | 0 | 3.0 | 3.0 | 12.0 | 21.0 | 0.9 | | | ci | — | — | — | | | | |
| | 74 | 210 | 0 | 0.0 | 70.0 | 28.0 | **5.0** | **0.2** | str | str | | — | — | — | | | | |
| | 86 | 152 | 0 | 40.0 | 22.0 | 2.0 | **138.0** | **5.8** | | ci | ci | — | — | — | | | | |
| | 0 | 120 | 0 | 6.0 | 26.0 | 12.0 | 30.0 | 1.2 | | ci | ci | — | — | — | | | | |
| | 68 | 164 | 0 | 0.0 | 25.0 | 21.0 | 38.0 | 1.6 | str | | | — | — | — | | | | |
| | 0 | 181 | 0 | 9.0 | 3.0 | 3.0 | 55.0 | 2.3 | | | | — | — | — | | | | |
| | 42 | 183 | 98 | 13.0 | 28.0 | 10.0 | 19.0 | 0.8 | str | | | — | — | — | | | | |
| | 0 | 195 | 34 | 17.0 | 36.0 | 6.0 | 55.0 | 2.3 | | | | — | — | — | | | | |
| | 56 | 194 | 0 | 18.0 | 25.0 | 10.0 | 60.0 | 2.5 | str | ci | ci | — | — | — | | | | |
| | 74 | 32 | 0 | 9.0 | 12.0 | 8.0 | 44.0 | 1.8 | str | | | — | — | — | | | | |
| | 114 | **214** | 0 | 9.0 | 21.0 | 13.0 | 29.0 | 1.2 | str | str | | — | — | — | | | | |
| | 104 | 164 | 0 | 9.0 | 8.0 | 21.0 | 43.0 | 1.8 | | ci | ci | — | — | — | | | | |
| | 28 | 118 | 0 | 9.0 | 2.0 | 4.0 | 38.0 | 1.6 | ci | ci | | — | — | — | | | | |
| | 114 | 129 | 0 | 8.0 | 22.0 | 9.0 | 14.0 | 0.6 | | | | — | — | — | | | | |
| | 0 | 164 | 0 | 8.0 | 31.0 | 12.0 | 39.0 | 1.6 | | | | — | — | — | | | | |
| | 36 | 133 | 7 | 8.3 | 23.7 | 16.2 | 48.8 | 2.0 | | | | — | — | — | | | | |

Observaciones se efectuaron según hora oficial de Chile (75° de long.)

Allen Beobachtungen nach chilenischer Einheitszeit (75° Länge).

**LOS ANDES** (H = 820 m) **ABRIL 1912** φ = 32° 50′ S λ = 70° 36′ W $C_g$ =

| Dia Tag | Barómetro Barometer 600/700 mm + | | | Temperatura del aire Lufttemperatur C° | | | | | Humedad absoluta Absolute Feuchtigkeit mm | | | Humedad relativa Relative Feuchtigkeit % | | | Dirección y fuerza del viento Richtung und Stärke des Windes 0—12 B | | | | | | Nebulosidad Bewölkung 0—10 | | | Agua caída Niederschlag mm | Notas Bemerkungen |
|---|---|---|---|---|---|---|---|---|---|---|---|---|---|---|---|---|---|---|---|---|---|---|---|---|---|
| | 7a | 2p | 9p | 7a | 2p | 9p | Max. | Min. | 7a | 2p | 9p | 7a | 2p | 9p | 7a | | 2p | | 9p | | 7a | 2p | 9p | 7a-7a | |
| 1 | 90.4 | 88.1 | 88.2 | 11.2 | 28.0 | 17.8 | 28.4 | 7.0 | 5.8 | 5.7 | **4.9** | 59 | **20** | 32 | C | 0 | SW | 2 | E | 1 | 0 | 0 | 10 | — | ☂¹ an; ☋⁰ III |
| 2 | 89.3 | 91.8 | 92.4 | 13.6 | 14.4 | 11.2 | 16.0 | 11.2 | 7.3 | 9.4 | 8.5 | 63 | 77 | 86 | C | 0 | N | 2 | C | 0 | 10 | 10 | 0 | — | ☂⁰ an |
| 3 | 93.0 | 91.8 | 92.4 | 10.0 | 26.4 | 17.4 | 26.4 | 5.7 | 7.8 | 7.1 | 6.8 | 85 | 28 | 47 | C | 0 | SW | 4 | C | 0 | 0 | 1 | 8 | — | ☂² an |
| 4 | 91.5 | 90.3 | 90.3 | 13.0 | 27.2 | 17.8 | 28.0 | 8.3 | 8.4 | 5.9 | 7.3 | 76 | 22 | 50 | C | 0 | SW | 1 | C | 0 | 0 | 0 | 0 | — | ☂¹ an |
| 5 | 88.5 | **87.3** | 87.9 | 14.6 | 28.6 | 17.6 | 29.0 | 8.8 | 7.7 | 7.3 | 7.2 | 61 | 26 | 48 | C | 0 | W | 3 | NE | 3 | 0 | 0 | 0 | — | ☂⁰ an |
| 6 | 88.3 | 88.3 | 89.2 | 11.6 | 23.8 | 12.4 | 25.6 | 7.7 | 7.8 | 8.2 | 8.8 | 77 | 37 | 83 | C | 0 | C | 0 | C | 0 | 0 | 0 | 1 | — | ☂⁰ an |
| 7 | 89.5 | 90.5 | 89.7 | 8.8 | 12.4 | 10.0 | 14.0 | 6.8 | 8.2 | 9.6 | 7.8 | 98 | 90 | 85 | C | 0 | SW | 4 | C | 0 | 10 | 10 | 0 | — | ● gt 2p; ≡¹ 1 |
| 8 | 89.7 | 88.1 | 88.3 | 8.6 | 24.4 | 14.0 | 25.0 | 5.0 | 7.5 | 8.1 | 6.1 | 90 | 36 | 51 | ENE | 2 | C | 0 | C | 0 | 0 | 1 | 0 | — | ☂² an |
| 9 | 88.7 | 87.7 | 88.1 | 8.8 | 25.0 | 14.8 | 25.8 | 5.8 | 6.5 | 6.3 | 7.3 | 77 | 36 | 58 | C | 0 | C | 0 | C | 0 | 0 | 3 | 0 | — | ☂¹ an |
| 10 | 88.7 | 89.5 | 90.1 | 9.0 | 20.0 | 13.0 | 22.5 | 6.0 | 8.3 | 8.4 | 8.9 | 85 | 48 | 81 | C | 0 | NE | 3 | C | 0 | 0 | 9 | 2 | — | ☂¹ an |
| 11 | 88.9 | 88.5 | 89.5 | 8.2 | 24.8 | 14.2 | 26.0 | 5.5 | 6.9 | 7.1 | 6.4 | 84 | 31 | 53 | C | 0 | NE | 3 | S | 1 | 0 | 10 | 10 | — | ☂¹ an |
| 12 | 90.3 | 90.4 | 90.9 | 12.0 | 25.0 | 14.0 | 27.5 | 10.8 | 8.1 | 5.3 | 6.8 | 77 | 22 | 57 | C | 0 | SW | 4 | E | 1 | 10 | 7 | 0 | — | |
| 13 | 90.3 | 89.4 | 89.8 | 9.6 | 29.0 | 16.0 | **30.0** | 6.5 | 5 7 | 10.0 | 5.3 | 64 | 33 | 40 | C | 0 | C | 0 | C | 0 | 0 | 5 | 0 | — | ☂⁰ an |
| 14 | 89.5 | 88.8 | 89.6 | 14.8 | 26.4 | 16.0 | 28.5 | 11.0 | 6.0 | 5.5 | 8.6 | 48 | 22 | 63 | C | 0 | C | 0 | C | 0 | 10 | 10 | 10 | — | |
| 15 | 90.5 | 91.4 | 89.8 | 11.6 | 15.4 | 12.6 | 17.5 | 10.0 | 8.5 | 9.1 | 8.2 | 85 | 70 | 76 | C | 0 | NE | 3 | C | 0 | 10 | 10 | 4 | — | |
| 16 | 89.7 | 91.5 | 92.3 | 13.8 | 13.6 | 13.4 | 16.4 | 10.2 | 8.0 | 8.7 | 9.2 | 69 | 76 | 81 | N | 1 | SE | 5 | S | 4 | 10 | 10 | 10 | 0.0 | ●⁰ 2a20, 7a10, 7a30a |
| 17 | 92.1 | 91.4 | 92.8 | 12.0 | 22.4 | 15.0 | 23.5 | 10.5 | 8.5 | 8.2 | 9.5 | 83 | 41 | 75 | C | 0 | C | 0 | C | 0 | 10 | 7 | 3 | **25.0** | ↙ n [interv; ↙ E 1a4 |
| 18 | 92.6 | 91.4 | 91.4 | 11.4 | 24.0 | 17.0 | 25.0 | 8.0 | 9.2 | 10.0 | 8.5 | 92 | 45 | 59 | C | 0 | NW | 2 | C | 0 | 9 | 10 | 10 | — | ☂² an |
| 19 | 91.5 | 91.2 | 91.4 | 14.4 | 21.0 | 15.0 | 21.0 | 12.2 | 9.1 | 9.8 | 9.4 | 75 | 54 | 74 | C | 0 | C | 0 | C | 0 | 10 | 10 | 10 | — | ☂⁰ an |
| 20 | 92.5 | 92.4 | 92.4 | 12.8 | 21.8 | 14.8 | 22.0 | 11.5 | 9.6 | 9.5 | 9.1 | 88 | 49 | 73 | C | 0 | SW | 2 | C | 0 | 10 | 10 | 0 | — | |
| 21 | 91.5 | 88.6 | 88.6 | 11.0 | 28.4 | 16.8 | 28.8 | 8.4 | 8.4 | 10.0 | 9.6 | 86 | 35 | 68 | C | 0 | C | 0 | C | 0 | 0 | 0 | 0 | — | ☂² an |
| 22 | 89.5 | 88.9 | 89.7 | 11.6 | 27.0 | 15.0 | 27.8 | 11.5 | 7.2 | 8.6 | **11.1** | 71 | 32 | 88 | C | 0 | C | 0 | C | 0 | 5 | 10 | 0 | — | ☂² an |
| 23 | 90.4 | 89.4 | 90.8 | 9.0 | 23.8 | 13.0 | 24.2 | 8.2 | 8.3 | 10.5 | 9.9 | 97 | 48 | 90 | WNW | 1 | C | 0 | C | 0 | 10 | 5 | 10 | — | ≡⁰ 1 |
| 24 | 90.5 | 89.0 | 89.5 | 11.4 | 14.8 | 14.6 | 17.5 | 10.0 | 8.4 | 10.1 | 8.3 | 84 | 81 | 67 | NE | 3 | C | 0 | S | 3 | 10 | 10 | 10 | — | ☂¹ an |
| 25 | 89.5 | 89.0 | 90.3 | 12.2 | 16.8 | 13.0 | 23.7 | 10.0 | 8.4 | 9.8 | 9.7 | 80 | 71 | 88 | ESE | 3 | C | 0 | C | 0 | 10 | 10 | 10 | — | |
| 26 | 90.6 | 91.5 | 91.5 | 11.4 | 15.8 | 13.2 | 16.4 | 9.3 | 7.7 | 9.7 | 10.8 | 77 | 73 | 96 | C | 0 | S | 3 | C | 0 | 10 | 10 | 10 | — | |
| 27 | 91.6 | 91.5 | 91.7 | 11.8 | 15.4 | 12.4 | 15.8 | 10.3 | 10.1 | 9.6 | 8.8 | **98** | 74 | 83 | C | 0 | C | 0 | C | 0 | 10 | 10 | 10 | 0.0 | ● gt n; ≡² 1 |
| 28 | 90.6 | 91.6 | 92.1 | 10.6 | 13.2 | 8.2 | 14.0 | 6.8 | 8.8 | 8.9 | 6.9 | 93 | 94 | 84 | E | 4 | C | 0 | C | 0 | 10 | 10 | 0 | — | ☂¹ an |
| 29 | 92.9 | 91.6 | 92.7 | 7.2 | 18.4 | 10.0 | 19.0 | 5.5 | 7.1 | 7.0 | 6.6 | 94 | 45 | 71 | C | 0 | SW | 5 | NE | 1 | 0 | 0 | 0 | — | ☂¹ an; ∞¹ 1 |
| 30 | 92.4 | 92.7 | **93.5** | 8.4 | 21.6 | 11.8 | 22.5 | **4.0** | 6.5 | 5.8 | 6.0 | 80 | 31 | 59 | SE | 5 | C | 0 | SE | 1 | 0 | 0 | 0 | — | ☂¹ an |
| Pro. Mit. | 90.5 | 90.1 | 90.6 | 11.1 | 21.6 | 14.1 | 22.9 | 8.4 | 7.9 | 8.3 | 8.1 | 80 | 48 | 67 | | 0.6 | | 1.5 | | 0.5 | 5.5 | 6.3 | 4.3 | 25.0 | |

**VALPARAISO** (H = 40 m) **ABRIL 1912** φ = 33° 01′ S λ = 71° 38′ W $C_g$ =

| | | | | | | | | | | | | | | | | | | | | | | | | | |
|---|---|---|---|---|---|---|---|---|---|---|---|---|---|---|---|---|---|---|---|---|---|---|---|---|---|
| 1 | 57.9 | **54.4** | 55.6 | 10.1 | 15.0 | 12.4 | 17.6 | 9.2 | 8.7 | 9.4 | 10.2 | 95 | 74 | 95 | E | 1 | E | 1 | N | 1 | 10¹ | 1⁰ | 10 | — | ≡¹ 5a50-1p20, 7p20-9p10 |
| 2 | 57.8 | 60.4 | 61.2 | 12.8 | 14.8 | 15.4 | 16.3 | 12.1 | 10.0 | 11.1 | 10.8 | 91 | 89 | 83 | E | 1 | E | 1 | SE | 1 | 10¹ | 10¹ | 2⁰ | — | ≡¹ 7a25-10a55, ≡² 11a57 |
| 3 | 60.9 | 59.3 | 60.1 | 13.6 | 19.2 | 13.4 | 20.2 | 11.3 | 10.3 | 9.9 | 9.9 | 89 | 59 | 87 | NE | 1 | S | 4 | C | 0 | 1⁰ | 1⁰ | 1⁰ | 0.7 | ∞¹ S; ∞¹ hor 1, ∞¹ E, ∞ |
| 4 | 59.6 | 57.3 | 57.1 | 11.0 | 19.6 | 13.8 | 20.5 | 10.7 | 9.3 | 8.2 | 9.1 | 95 | 49 | 78 | S | 1 | S | 3 | N | 1 | 10² | 0 | 0 | — | ≡¹ 2a-6a55, ≡² 6a55-8a30 |
| 5 | 55.7 | 55.2 | 55.5 | 10.2 | 14.0 | 12.4 | 16.5 | 9.5 | 8.8 | 10.0 | 9.7 | 95 | 85 | 91 | N | 1 | WSW | 2 | S | 1 | 1⁰ | 3⁰ | 10 | — | ≡⁰ 7a-7a50, ≡¹ 7a50-3p15 |
| 6 | 56.5 | 59.9 | 58.0 | 11.2 | 13.9 | 13.2 | 14.6 | 10.8 | 8.7 | 9.6 | 8.5 | 88 | 81 | 75 | N | 1 | N | 1 | C | 0 | 10¹ | 10¹ | 10 | — | ∞¹ SE-N 1, 2 |
| 7 | 58.6 | 59.3 | 58.2 | 12.8 | 15.1 | 12.2 | 16.7 | 12.0 | 7.5 | 7.8 | 7.6 | 68 | 61 | 72 | S | 1 | S | 2 | NE | 1 | 10¹ | 9⁰ | 0 | — | ∞⁰ S, ∞⁰ N-SE 1, ∞¹ NE |
| 8 | 57.8 | 56.4 | 56.9 | 9.7 | 16.2 | 12.6 | 17.0 | **8.7** | 7.9 | 6.9 | 6.6 | 88 | 51 | 61 | SW | 1 | S | 3 | C | 0 | 0 | 1⁰ | 0 | — | ∞¹ S, ∞¹ SE-N 1 |
| 9 | 56.7 | 56.7 | 56.2 | 9.8 | 15.8 | 12.2 | 17.0 | 9.3 | 6.0 | 9.2 | 9.3 | 66 | 68 | 89 | SE | 1 | NW | 1 | S | 1 | 0 | 1⁰ | 0 | — | ∞¹ hor 1, ∞¹ S, ∞¹ E 2 |
| 10 | 57.2 | 58.4 | 58.0 | 12.6 | 15.0 | 12.5 | 15.5 | 11.0 | 8.8 | 9.4 | 9.4 | 82 | 74 | 88 | NE | 1 | NE | 1 | SSW | 1 | 10¹ | 10¹ | 1 | — | ∞⁰ hor, ∞¹ E 1, ∞, SE-N |
| 11 | 57.1 | 57.5 | 57.4 | 13.2 | 16.9 | 13.0 | 17.7 | 12.2 | 8.7 | 8.8 | 9.3 | 77 | 62 | 85 | C | 0 | SSW | 2 | C | 0 | 10¹ | 3⁰ | 3 | — | ∞¹ SE, ∞¹ hor 1, ∞¹ SE, |
| 12 | 57.7 | 59.0 | 58.4 | 13.0 | 15.2 | 12.4 | 17.0 | 11.0 | 8.8 | 9.0 | 8.9 | 80 | 70 | 85 | C | 0 | S | 4 | SE | 1 | 9¹ | 1⁰ | 0 | — | ∞² N 1, ∞¹ SE, ∞¹ hor 2 |
| 13 | 57.6 | 57.0 | 57.6 | 9.6 | 15.6 | 12.5 | 16.5 | 9.3 | 8.3 | 9.6 | 9.9 | 94 | 73 | 93 | C | 0 | SE | 1 | N | 1 | 8⁰ | 5⁰ | 10 | — | ≡⁰ 9a20-1p50; ∞² hor 1, 2 |
| 14 | 57.5 | 56.8 | 58.6 | 12.0 | 13.8 | 13.3 | 14.4 | 11.2 | 9.9 | 10.2 | 10.2 | 96 | 87 | 90 | NE | 1 | N | 1 | NE | 1 | 10¹ | 10¹ | 10 | — | ≡⁰ 5a50-6a30; ≡ 6a30-11 |
| 15 | 59.4 | 59.1 | 58.3 | 13.6 | 14.8 | 13.8 | 16.5 | 13.0 | 10.3 | 10.6 | 10.7 | 89 | 85 | 92 | E | 1 | WSW | 1 | C | 0 | 10¹ | 9¹ | 5 | 0.0 | ●⁰ gt 1p25-2p, ●¹ 4p7 |
| 16 | 58.0 | 58.2 | 58.8 | 12.0 | 14.6 | 13.8 | 17.4 | 11.7 | 9.4 | 10.7 | 10.9 | 91 | 87 | 94 | E | 1 | E | 1 | SSW | 2 | 9⁰ | 10¹ | 9 | 0.1 | ●⁰ gt 1p25, ●⁰ 1p53-2p2 |
| 17 | 59.2 | 60.3 | 61.8 | 12.6 | 16.9 | 13.8 | 17.6 | 12.0 | 10.3 | 10.3 | 10.7 | 96 | 72 | 92 | C | 0 | SW | 1 | SE | 1 | 8⁰ | 6⁰ | 7 | 1.1 | ≡⁰ 8a15-10a25; ∞¹ SW, ∞ |
| 18 | 59.8 | 58.2 | 58.4 | 12.4 | 16.2 | 12.7 | 17.0 | 11.0 | 9.7 | 10.0 | 10.3 | 91 | 73 | 95 | E | 1 | WSW | 2 | W | 2 | 7⁰ | 10⁰ | 8 | — | ≡¹ 10a-3p15, 4p45-MN; ∞ |
| 19 | 57.9 | 58.3 | 59.2 | 11.8 | 15.4 | 14.0 | 16.8 | 11.0 | 9.8 | 10.8 | 11.2 | 96 | 83 | 95 | W | 1 | SE | 1 | E | 1 | 10¹ | 10¹ | 10 | — | ≡¹ 1a40-2p45, 5p-10p25 |
| 20 | 59.9 | 59.8 | 60.1 | 13.7 | 19.2 | 14.4 | 20.3 | 11.9 | 11.3 | 12.2 | 11.9 | 97 | 74 | 98 | SW | 1 | W | 2 | N | 1 | 8⁰ | 7⁰ | 10 | — | ≡⁰ 0a40-7a, ≡¹ 7a-9a15, |
| 21 | 57.2 | 54.5 | 55.1 | 11.3 | 19.8 | 14.4 | **21.4** | 10.7 | 9.9 | 10.9 | 10.6 | **99** | 63 | 87 | C | 0 | N | 1 | C | 0 | 10¹ | 1⁰ | 0 | 0.3 | ≡² MN-8a30; ≡¹ 8a30, 10a |
| 22 | 57.0 | 56.9 | 57.4 | 13.7 | 16.0 | 14.6 | 16.7 | 12.8 | 11.3 | 11.8 | 11.5 | 97 | 87 | 93 | ENE | 1 | NW | 1 | E | 1 | 10¹ | 10¹ | 10 | 0.3 | ≡⁰ 6a 11a, a interv 7p-M |
| 23 | 57.6 | 57.8 | 58.3 | 14.2 | 16.8 | 15.2 | 17.4 | 13.8 | 11.5 | 11.0 | 10.6 | 96 | 77 | 83 | E | 1 | N | 2 | E | 1 | 10¹ | 10¹ | 10 | 0.2 | ≡⁰ MN 6a40; ∞¹ S, ∞⁰ N |
| 24 | 57.7 | 57.1 | 57.0 | 15.1 | 16.6 | 15.0 | 18.0 | 14.7 | 9.9 | 10.9 | 11.3 | 77 | 77 | 89 | ESE | 1 | E | 1 | NE | 1 | 10¹ | 10¹ | 10 | — | ∞¹ SE-SW 1, ∞¹ S, ∞¹ N |
| 25 | 56.4 | 56.1 | 56.9 | 15.2 | 15.6 | 16.2 | 16.5 | 14.7 | 11.2 | 11.5 | 11.4 | 87 | 87 | 83 | NE | 3 | NE | 2 | NNE | 3 | 10¹ | 10¹ | 10 | — | ●⁰ 8a15-8a30, 8a55-9a30 |
| 26 | 58.8 | 59.2 | 59.3 | 15.2 | 16.2 | 15.5 | 16.7 | 15.0 | 12.3 | 12.5 | **12.7** | 96 | 91 | 97 | NNE | 2 | NNE | 2 | NE | 1 | 10¹ | 10¹ | 10 | **13.6** | ●¹ 1a-4a, ●² 4a-35, ●¹ 4a |
| 27 | 59.4 | 60.0 | 59.2 | 15.4 | 17.1 | 15.0 | 19.0 | 14.8 | **12.7** | **12.7** | 11.0 | 98 | 88 | 87 | NE | 1 | NE | 1 | SSE | 1 | 10¹ | 10¹ | 8⁰ | 0.4 | ≡¹ 6a-4p10, ≡¹ 4p40 a Sp |
| 28 | 58.5 | 59.4 | 59.7 | 14.0 | 16.4 | 14.2 | 18.6 | 13.0 | 11.4 | 11.6 | 10.2 | 96 | 83 | 85 | N | 1 | N | 1 | SSW | 2 | 10¹ | 8⁰ | 2⁰ | — | ≡⁰ 7a-9a35; ∞⁰ NE-W 2, |
| 29 | 61.3 | 59.5 | 60.8 | 13.6 | 18.1 | 14.2 | 19.5 | 12.0 | **5.6** | 8.1 | 7.6 | 48 | 52 | 63 | E | 1 | WSW | 4 | SW | 1 | 0 | 0 | 0 | — | ∞⁰ NE 1, 2 |
| 30 | 61.6 | 60.9 | **61.9** | 10.2 | 18.6 | 14.0 | 20.3 | 9.7 | 7.8 | 7.4 | 7.5 | 84 | **47** | 63 | E | 1 | SSW | 1 | NE | 1 | 1⁰ | 0 | 0 | — | ∞¹ SE-N 1, ∞⁰ NE 2 |
| Pro. Mit. | 58.3 | 58.1 | 58.4 | 12.5 | 16.3 | 13.7 | 17.6 | 11.7 | 9.5 | 10.1 | 10.0 | 88 | 74 | 86 | | 1.0 | | 1.7 | | 1.0 | 7.7 | 6.0 | 5.5 | 16.7 | |

Barómetro reducido a 0°C y a gravedad normal. Barometer reduciert auf 0°C und Normal

(1) SE, N 2. (2) ≡⁰ 7a30-10a55; ∞¹ S y ∞⁰ hor 1, 2. (3) 8a30-11a45; ∞¹ hor 2. (4) ≡⁰ 11a-1511a55, ≡¹ 5p15-6p30; ∞¹ hor 2. (5) ∞¹ S y ∞² hor 1, ∞¹ hor 2. (6) 2p25-4p 2p45, ≡⁰ 4p40-7p40; ∞² hor 1. (7) 1, ∞¹ S, ∞¹ N 2. (8) 10a50-8p; ≡² 8p-MN; ∞¹ SE 2. (9) SE-N, ∞⁰ NW 2. (10) ≡² 0a50-6a7, ≡¹¹ 6a7-11a55; ∞⁰ S, ∞¹ hor 2. (11) ch 1 S, ∞¹ NE 1, ∞¹ S, ∞¹ N 2. (12) 7a45, ||| ⁰ 3p30-5p15; ≡⁰ 9p55-11p20; ∞¹ S 1, 2, ∞². (13) NE 1, ∞¹ S y ∞² NE 2, ☋ 6p40.

**ANDES** (H = 820 m) **ABRIL 1912** φ = 32° 50′ S λ = 70° 36′ W $h_a$ = 6.5 m

| p. a la mp. mp. reien. e | Velocidad del viento Windgeschwindigkeit | | | | | | | | Nubes (clase y dirección) Wolken (Art und Richtung) | | | Agua caída Niederschlag | | | Evaporación Verdunstung | | | |
|---|---|---|---|---|---|---|---|---|---|---|---|---|---|---|---|---|---|---|
| | m/minuto | | | km | | | | | | | | mm | | | mm | | | |
| Min. | 7a | 2p | 9p | 9p-7a | 7a-2p | 2p-9p | 7a-7a | k/1h | 7a | 2p | 9p | 7a | 2p | 9p | 7a | 2p | 9p | 7a-7a |
| | 0 | 40 | 15 | 16.2 | 7.7 | 12.3 | 46.1 | 1.9 | | | ci | — | — | — | | | | |
| | 0 | 25 | 0 | 8.8 | 30.4 | 7.2 | 28.8 | 1.2 | str-cu N, a-str | str-cu N, a-str, fr- | | — | — | — | | | | |
| | 0 | 125 | 0 | 5.9 | 14.0 | 15.2 | 43.5 | 1.8 | | ci NW [str | ci | — | — | — | | | | |
| | 0 | 10 | 0 | 10.1 | 9.1 | 14.0 | 39.3 | 1.6 | | | | — | — | — | | | | |
| | 0 | 60 | 90 | 7.2 | 16.6 | 14.4 | 30.3 | 1.3 | | | | — | — | — | | | | |
| | 0 | 0 | 0 | 12.7 | 8.5 | 24.3 | 43.7 | 1.8 | | | cu NW | — | — | — | | | | |
| | 0 | 125 | 0 | 25.1 | 19.1 | 9.5 | 57.9 | 2.4 | str | str-cu, a-str, ni N | | — | — | — | | | | |
| | 25 | 0 | 0 | 5.7 | 8.3 | 6.9 | 34.3 | 1.4 | cu | cu | | — | — | — | | | | |
| | 0 | 0 | 0 | 12.5 | 11.6 | 12.9 | 27.7 | 1.2 | | cu | | — | — | — | | | | |
| | 0 | 75 | 0 | 8.8 | 11.0 | 18.0 | 33.3 | 1.4 | | cu, str-cu N; ci N | | — | — | — | | | | |
| | 0 | 10 | 10 | 12.0 | 8.0 | 20.6 | 41.0 | 1.7 | | ci N | ci str | — | — | — | | | | |
| | 0 | 110 | 10 | 26.0 | 26.6 | 16.7 | 54.6 | 2.3 | str-cu N | cu NW | | — | — | — | | | | |
| | 0 | 0 | 0 | 13.8 | 0.6 | 6.1 | 57.1 | 2.4 | | ci W | | — | — | — | | | | |
| | 0 | 0 | 0 | 13.8 | 9.6 | 13.1 | 20.5 | 0.9 | ci W, ci-str | str-cu W | ci-str | — | — | — | | | | |
| | 0 | 65 | 0 | 23.7 | 25.1 | 10.0 | 46.4 | 1.9 | str-cu W, a-str | str-cu W | cu N | — | — | — | | | | |
| | 15 | **250** | 150 | 91.0 | 96.2 | 44.0 | 126.1 | 5.3 | str-cu NW, fr-ni | ni, fr-ni N | cu-ni | 0.0 | 19.0 | 4.0 | | | | |
| | 0 | 0 | 0 | 8.6 | 8.2 | 8.8 | **148.8** | **6.2** | str-cu W | cu, fr-cu NW, ci-cu | cu | 2.0 | — | — | | | | |
| | 0 | 20 | 0 | 13.9 | 6.1 | 9.2 | 30.9 | 1.3 | ci, ci-cu W | ci-str NW | a-str | — | — | — | | | | |
| | 0 | 0 | 0 | 11.3 | 5.9 | 8.7 | 26.6 | 1.1 | str-cu W | str-cu NW | cu, ci-str | — | — | — | | | | |
| | 0 | 40 | 0 | 15.4 | 7.0 | 3.9 | 30.0 | 1.2 | str-cu | str-cu W, ci N | | — | — | — | | | | |
| | 0 | 0 | 0 | 2.9 | 6.1 | 9.5 | **13.8** | **0.6** | | | | — | — | — | | | | |
| | 0 | 0 | 0 | 13.0 | 5.7 | 15.4 | 28.6 | 1.2 | ci W | ci, ci-str W | | — | — | — | | | | |
| | 10 | 0 | 0 | 21.6 | 21.8 | 55.7 | 42.7 | 1.8 | str | ci SW | str-cu | — | — | — | | | | |
| | 80 | 0 | 50 | 1.9 | 13.8 | 41.7 | 79.4 | 3.3 | str-cu N | str-cu N | str-cu N | — | — | — | | | | |
| | 50 | 0 | 0 | 60.8 | 4.4 | 11.3 | 116.3 | 4.8 | str-cu N | str-cu N | str-cu N | — | — | — | | | | |
| | 0 | 50 | 0 | 17.5 | 15.2 | 8.4 | 33.2 | 1.4 | str-cu N | a-str, cu NW | str-cu N | — | — | — | | | | |
| | 0 | 0 | 0 | 6.7 | 5.6 | 4.4 | 30.3 | 1.3 | str | str-cu NW | a-str N | 0.0 | — | — | | | | |
| | 75 | 0 | 0 | 12.9 | 9.4 | 4.9 | 22.9 | 1.0 | str-cu, fr-str NW | a-str, fr-str N, a-cu | | — | — | — | | | | |
| | 0 | 215 | 20 | 7.8 | 21.5 | 21.2 | 22.1 | 0.9 | | | | — | — | — | | | | |
| | 100 | 0 | 5 | 10.4 | 14.6 | 11.0 | 53.1 | 2.2 | | | | — | — | — | | | | |
| | 12 | 41 | 12 | 16.6 | 14.9 | 15.3 | 47.0 | 2.0 | | | | 2.0 | 19.0 | 4.0 | | | | |

**PARAISO** (H = 40 m) **ABRIL 1912** φ = 33° 01′ S λ = 71° 38′ W $h_a$ = 15 m

| | | | | | | | | | | | | | | | | | | |
|---|---|---|---|---|---|---|---|---|---|---|---|---|---|---|---|---|---|---|
| 0 | 6.0 | 93 | 138 | 96 | 10.0 | 52.0 | 28.0 | 111.0 | 4.6 | ni | str | ni | — | — | — | 0.1 | 0.1 | 0.2 | 1.2 |
| 2 | 7.3 | 109 | 166 | 72 | 19.0 | 58.0 | 29.0 | 99.0 | 4.1 | ni | fr-cu W, ni W, ci- | a-cu NW | — | 0.7 | — | 0.1 | 0.1 | 0.1 | 0.4 |
| 3 | 9.2 | 42 | **596** | 0 | 29.0 | 111.0 | 75.0 | 116.0 | 4.8 | cu S | fr-cu S, ci-str [str | ci-str W | — | — | — | 0.1 | 0.5 | 0.4 | 0.3 |
| 0 | 9.5 | 70 | 360 | 116 | 5.0 | 42.0 | 69.0 | 191.0 | 8.0 | ni | | | — | — | — | 0.1 | 0.3 | 0.5 | 1.0 |
| 3 | 7.2 | 48 | 202 | 25 | 4.0 | 17.0 | 60.0 | 115.0 | 4.8 | str | ni WSW, ci W | ni | — | — | — | 0.1 | 0.0 | 0.2 | 0.9 |
| 0 | 9.9 | 55 | 64 | 0 | 7.0 | 7.0 | 1.0 | 84.0 | 3.5 | ni | ni | ni | — | — | — | 0.1 | 0.1 | 0.1 | 0.3 |
| 5 | 8.9 | 119 | 320 | 65 | 18.0 | 59.0 | 75.0 | **26.0** | **1.1** | ni | fr-cu S, ni E | | — | — | — | 0.2 | 0.4 | 0.4 | 0.4 |
| 0 | 5.5 | 82 | 340 | 0 | 29.0 | 134.0 | 82.0 | 163.0 | 6.8 | | cu W, ci-str W | | — | — | — | 0.2 | 0.6 | 0.4 | 1.0 |
| 4 | 5.7 | 30 | 79 | 101 | 14.0 | 27.0 | 7.0 | 230.0 | 9.6 | | cu W | | — | — | — | 0.2 | 0.3 | 0.2 | 1.2 |
| 0 | 8.0 | 106 | 132 | 116 | 40.0 | 47.0 | 29.0 | 74.0 | 3.1 | ni | ni | ci | — | — | — | 0.1 | 0.3 | 0.2 | 0.6 |
| 0 | 9.7 | 35 | 305 | 0 | 10.0 | 60.0 | 57.0 | 86.0 | 3.6 | ni | ni W, ci-str NW | ni | — | — | — | 0.1 | 0.3 | 0.3 | 0.6 |
| 0 | 8.4 | 0 | 553 | 142 | 6.0 | 92.0 | 73.0 | 123.0 | 5.1 | ni | cu W, ci-str | | — | — | — | 0.1 | 0.2 | 0.3 | 0.7 |
| 8 | 6.7 | 0 | 125 | 71 | 11.0 | 43.0 | 19.0 | 176.0 | 7.3 | ni NW | ci cu S, ci-str W | ni | — | — | — | 0.1 | 0.1 | 0.1 | 0.6 |
| 7 | 10.3 | 104 | 55 | 76 | 30.0 | 16.0 | 15.0 | 92.0 | 3.8 | ni | cu-ni | ni | 0.0 | — | — | 0.1 | 0.1 | 0.1 | 0.3 |
| 0 | 11.7 | 124 | 149 | 0 | 63.0 | 73.0 | 29.0 | 94.0 | 3.9 | ni | fr-cu NE, ni E, ci | ni | — | 0.0 | 0.1 | 0.1 | 0.2 | 0.1 | 0.3 |
| 7 | 8.7 | 104 | 175 | 193 | 16.0 | 43.0 | 30.0 | 118.0 | 4.9 | cu NW, ni, ci-str N | ni, ci, cu S [NE | ni | — | 0.0 | 1.1 | 0.1 | 0.2 | 0.1 | 0.4 |
| 8 | 10.0 | 0 | 130 | 28 | 34.0 | 50.0 | 10.0 | 107.0 | 4.5 | a-cu, ci, ci-cu W | cu S, ci S, ci-str S | ni | — | — | — | 0.1 | 0.1 | 0.2 | 0.4 |
| 1 | 8.4 | 108 | 254 | 200 | 8.0 | 46.0 | 50.0 | 68.0 | 2.8 | ni, a-cu S, ci W, | ni, ci, cu S | ni | — | — | — | 0.1 | 0.2 | 0.1 | 0.4 |
| 8 | 10.5 | 142 | 56 | 79 | 48.0 | 29.0 | 13.0 | 144.0 | 6.0 | ni [ci-str | ni, ci-str | ni | — | — | — | 0.0 | 0.1 | 0.1 | 0.3 |
| 2 | 11.5 | 135 | 271 | 36 | 18.0 | 80.0 | 35.0 | 60.0 | 2.5 | str S, ci y ci-cu SW | str S, ci W, ci-str | ni | — | — | — | 0.1 | 0.2 | 0.2 | 0.3 |
| 0 | 9.5 | 0 | 34 | 0 | 5.0 | 6.0 | 14.0 | 120.0 | 5.0 | ni | ci-str | | 0.3 | 0.1 | — | 0.0 | 0.1 | 0.3 | 0.4 |
| 2 | 10.6 | 165 | 69 | 128 | 35.0 | 45.0 | 30.0 | 55.0 | 2.3 | ni | cu NW, ni | ni | 0.2 | 0.1 | — | 0.0 | 0.0 | 0.1 | 0.4 |
| 2 | 12.8 | 166 | 187 | 71 | 33.0 | 71.0 | 72.0 | 108.0 | 4.5 | cu NW, ni | cu NW, ni | ni | 0.1 | — | — | 0.1 | 0.1 | 0.1 | **0.2** |
| 0 | 13.0 | 161 | 84 | 105 | 95.0 | 31.0 | 54.0 | 238.0 | 9.9 | ni, ci N | cu NW, ni | ni | — | — | — | 0.3 | 0.2 | 0.1 | 0.5 |
| 0 | 13.3 | 342 | 261 | 292 | 173.0 | 143.0 | 134.0 | 258.0 | 10.8 | fr-ni N, a-str N | fr-cu NW, fr-ni | ni | — | 0.3 | — | 0.2 | 0.2 | 0.2 | 0.5 |
| 5 | 13.7 | 193 | 198 | 166 | 279.0 | 115.0 | 82.0 | **556.0** | **23.2** | ni | ni, str [NW | ni | 13.3 | 0.4 | — | 0.1 | 0.1 | 0.1 | 0.5 |
| 9 | 12.7 | 152 | 63 | 103 | 111.0 | 34.0 | 6.0 | 308.0 | 12.8 | fr-ni W | ni | ci | — | — | — | 0.0 | 0.1 | 0.1 | **0.2** |
| 0 | 10.6 | 41 | 67 | 205 | 10.0 | 6.0 | 12.0 | 50.0 | 2.1 | cu, W ni | fr-ni N, ci N, ci-str | a-cu W | — | — | — | 0.0 | 0.1 | 0.1 | **0.2** |
| 2 | 9.3 | 111 | 517 | 117 | 40.0 | 79.0 | 151.0 | 58.0 | 2.4 | | | | — | — | — | 0.3 | 0.7 | 0.5 | 0.5 |
| 1 | 6.5 | 92 | 126 | 34 | 14.0 | 95.0 | 66.0 | 244.0 | 10.2 | fr-cu S, ci-str, ci | | | — | — | — | 0.2 | 0.5 | 0.5 | **1.4** |
| 3 | 9.5 | 98 | 202 | 88 | 40.5 | 57.0 | 46.9 | 142.4 | 5.9 | | | | 13.9 | 1.6 | 1.2 | 3.4 | 6.5 | 6.4 | 16.4 |

Observaciones se efectuaron según hora oficial de Chile (75° de long.)

Alle Beobachtungen nach chilenischer Einheitszeit (75° Länge).

**SANTIAGO** (H = 520 m) **ABRIL 1912** φ = 33° 27′ S λ = 70° 42′ W $C_g$ = −0,7 −0,6

| Dia Tag | Barómetro Barometer 700 mm + 7a | 2p | 9p | Temperatura del aire Lufttemperatur C° 7a | 2p | 9p | Max. | Min. | Humedad absoluta Absolute Feuchtigkeit mm 7a | 2p | 9p | Humedad relativa Relative Feuchtigkeit % 7a | 2p | 9p | Dirección y fuerza del viento Richtung und Stärke des Windes 0—12 B 7a | 2p | 9p | Nebulosidad Bewölkung 0—10 7a | 2p | 9p | Agua caída Niederschlag mm 7a - 7a | Notas Bemerkungen |
|---|---|---|---|---|---|---|---|---|---|---|---|---|---|---|---|---|---|---|---|---|---|---|
| 1 | 16.0 | 13.4 | 13.3 | 8.0 | 27.2 | 14.0 | 28.7 | 5.5 | 6.9 | 6.9 | 7.3 | 86 | **26** | 61 | C 0 | SW 1 | S 1 | $2^1$ | $1^0$ | $1^0$ | — | ≡¹, ⊿⁰ III; ∀ 11p30 |
| 2 | 14.7 | 18.0 | 20.0 | 13.8 | 16.2 | 13.6 | 17.0 | 10.4 | 8.7 | 10.3 | 10.0 | 74 | 75 | 86 | SE 1 | SE 1 | SE 1 | $10^1$ | $10^1$ | $10^1$ | — | ≡⁰, ⊿⁰ III |
| 3 | 19.8 | 17.8 | 18.5 | 8.2 | 24.2 | 14.0 | 25.0 | 7.3 | 7.7 | 9.9 | 8.8 | 95 | 44 | 74 | C 0 | SW 2 | C 0 | $1^0$ | $2^1$ | $5^0$ | — | ≡⁰ |
| 4 | 18.0 | 16.2 | 15.8 | 11.8 | 26.4 | 14.4 | 27.2 | 8.0 | 9.2 | 9.8 | 9.1 | 89 | 38 | 75 | C 0 | SW 2 | SE 1 | $1^0$ | 0 | 0 | — | ≡⁰, ⊿⁰ III |
| 5 | 14.0 | **12.5** | 13.4 | 9.8 | 27.2 | 14.2 | 28.3 | 7.6 | 8.4 | 8.8 | 8.1 | 93 | 33 | 67 | C 0 | W 3 | SE 1 | $1^0$ | 0 | 0 | — | ⊿¹ 3; ∞⁰ 7a |
| 6 | 13.8 | 14.2 | 15.8 | 8.4 | 20.4 | 17.8 | 21.5 | 6.4 | 7.6 | 9.2 | 7.2 | 92 | 51 | 91 | C 0 | SE 4 | SE 1 | $1^0$ | $1^1$ | $1^0$ | — | ≡⁰, ⊿ III |
| 7 | 16.2 | 17.6 | 17.0 | 9.6 | 11.6 | 10.5 | 12.4 | 7.0 | 8.3 | 11.5 | 7.9 | 93 | 82 | 84 | C 0 | S 1 | C 0 | $10^1$ | $10^1$ | $10^1$ | — | ≡ |
| 8 | 16.1 | 14.6 | 14.8 | 10.4 | 21.0 | 11.0 | 23.0 | 10.2 | 7.9 | 7.2 | 6.4 | 84 | 39 | 65 | C 0 | SW 2 | SW 1 | $9^1$ | $4^1$ | $1^0$ | — | ≡⁰ |
| 9 | 14.8 | 13.4 | 13.9 | 8.2 | 24.4 | 11.8 | 25.6 | 5.0 | 6.8 | 7.6 | 7.3 | 83 | 33 | 70 | C 0 | SW 3 | ESE 1 | $1^0$ | $1^2$ | 0 | — | ≡⁰, ⊿⁰ III |
| 10 | 15.1 | 15.4 | 16.0 | 5.8 | 21.4 | 10.4 | 22.0 | 4.9 | 6.5 | 8.7 | 8.0 | 94 | 46 | 84 | C 0 | SW 2 | SE 1 | $1^0$ | $6^1$ | $9^1$ | — | ≡⁰, ⊿¹ III |
| 11 | 15.1 | 14.1 | 15.5 | 5.8 | 23.6 | 12.2 | 24.5 | 4.6 | 6.7 | 9.0 | 8.7 | 97 | 42 | 82 | C 0 | S 1 | SE 1 | $10^0$ | $3^1$ | $2^0$ | — | ≡¹; ∞ al W 9a |
| 12 | 16.3 | 16.0 | 17.0 | 9.4 | 25.0 | 18.9 | 25.3 | 8.6 | 8.4 | 8.8 | 7.7 | 95 | 37 | 90 | SW 1 | SW 2 | C 0 | $10^0$ | $2^1$ | $1^0$ | — | ≡⁰, ≡⁰ 9a |
| 13 | 16.1 | 14.9 | 15.5 | 8.0 | 28.2 | 12.6 | **29.4** | 5.5 | 7.8 | 7.6 | 8.9 | 97 | 27 | 79 | C 0 | WSW 1 | C 0 | $1^0$ | $4^0$ | $2^0$ | — | ⊿⁰ III |
| 14 | 15.1 | 14.0 | 16.4 | 11.4 | 21.2 | 12.6 | 24.8 | 8.5 | 7.4 | 8.8 | 9.6 | 74 | 47 | 88 | C 0 | SW 2 | SW 1 | $8^1$ | $10^1$ | $9^1$ | — | ⌒, ∞⁰ 7a |
| 15 | 17.3 | 17.6 | 16.5 | 10.8 | 14.6 | 11.7 | 15.0 | 10.0 | 9.5 | 9.3 | 9.5 | 98 | 75 | 92 | SE 1 | SW 1 | S 1 | $10^1$ | $10^1$ | $5^1$ | — | ⫼⁰ 0p50-0p55, ● gt |
| 16 | 16.2 | 16.0 | 18.0 | 10.8 | 16.8 | 13.2 | 17.5 | 8.5 | 9.5 | 11.2 | 10.6 | 98 | 78 | 94 | C 0 | E 1 | C 0 | $9^1$ | $10^1$ | $10^2$ | 0.0 | ● gt 1p, ●⁰ 1p30-3p |
| 17 | 18.0 | 17.4 | 19.9 | 12.2 | 23.0 | 14.0 | 24.5 | 11.0 | 10.3 | 8.8 | 9.6 | 97 | 42 | 79 | C 0 | SW 2 | C 0 | $9^1$ | $5^1$ | 0 | **3.3** | ● gt 11a50, 0p40, 2p |
| 18 | 18.8 | 16.5 | 16.3 | 8.8 | 23.8 | 16.2 | 25.1 | 8.0 | 8.3 | 9.6 | 10.8 | 98 | 44 | 79 | C 0 | SW 1 | C 0 | $2^0$ | $4^0$ | $8^0$ | 0.1 | ≡⁰ |
| 19 | 16.8 | 16.3 | 17.8 | 13.5 | 21.6 | 14.0 | 22.4 | 12.4 | 10.0 | 10.4 | 9.9 | 86 | 54 | 78 | C 0 | SW 2 | S 1 | $10^1$ | $10^1$ | $10^1$ | — | ∞¹ 7a |
| 20 | 18.8 | 18.5 | 19.0 | 11.8 | 20.8 | 13.2 | 21.2 | 11.2 | 9.6 | 10.4 | 10.2 | 93 | 57 | 90 | C 0 | SW 2 | C 0 | $10^1$ | $10^1$ | 0 | — | |
| 21 | 17.1 | 14.3 | 14.4 | 9.3 | 26.8 | 14.2 | 28.0 | 8.2 | 8.4 | 10.7 | 9.3 | 96 | 41 | 69 | C 0 | WSW 2 | C 0 | $1^0$ | $1^0$ | 0 | — | ⊿² III |
| 22 | 14.8 | 14.0 | 15.2 | 9.2 | 25.8 | 12.8 | 26.6 | 8.0 | 8.1 | **11.8** | 10.2 | 93 | 46 | 92 | C 0 | SSE 2 | C 0 | $4^0$ | $4^0$ | $2^0$ | — | ⊿² III, ≡⁰ hor; □(n |
| 23 | 16.2 | 14.9 | 17.0 | 11.6 | 21.0 | 13.4 | 22.5 | 10.8 | 9.7 | 11.3 | 9.9 | 95 | 61 | 86 | C 0 | SW 1 | S 1 | $10^1$ | $4^1$ | $10^0$ | — | ⫼⁰ III, n; ≡ |
| 24 | 16.7 | 14.9 | 14.8 | 11.8 | 15.2 | 13.5 | 15.5 | 11.0 | 9.8 | 10.4 | 9.8 | 94 | 81 | 85 | C 0 | W 1 | NW 1 | $10^1$ | $10^1$ | $10^1$ | 0.0 | ≡⁰ |
| 25 | 15.2 | 14.2 | 14.8 | 11.6 | 17.4 | 14.0 | 17.5 | 11.2 | 9.2 | 9.7 | 9.8 | 89 | 65 | 82 | SE 1 | SW 2 | C 0 | $10^1$ | $10^1$ | $10^1$ | 0.2 | ● gt 5a, 6p30 |
| 26 | 16.7 | 17.4 | 17.9 | 13.6 | 13.8 | 13.0 | 14.5 | 12.0 | 10.5 | 11.3 | 10.6 | 90 | 96 | 95 | SE 2 | SE 1 | C 0 | $10^1$ | $10^1$ | $10^1$ | 0.0 | ● 7a45 |
| 27 | 17.9 | 17.6 | 18.1 | 12.6 | 15.3 | 11.8 | 15.5 | 11.0 | 10.3 | 10.1 | 9.9 | 94 | 78 | 95 | E 1 | SW 1 | SE 1 | $10^1$ | $10^1$ | $9^1$ | 1.4 | ∪ 8p |
| 28 | 16.6 | 17.2 | 18.3 | 10.8 | 15.4 | 10.5 | 17.0 | 10.4 | 9.5 | 9.5 | 7.9 | 98 | 73 | 83 | C 0 | SW 1 | SE 1 | $10^1$ | $9^1$ | $5^2$ | — | ≡ an |
| 29 | 20.0 | 18.4 | 19.8 | 4.6 | 18.4 | 7.6 | 18.5 | 4.0 | 6.3 | 7.5 | 7.1 | 98 | 47 | 90 | C 0 | SW 2 | S 1 | $3^1$ | $1^1$ | 0 | — | ≡⁰ |
| 30 | 20.9 | 19.2 | **21.1** | 4.2 | 21.2 | 8.4 | 22.0 | **8.0** | **6.0** | 7.3 | 6.7 | 97 | 39 | 81 | S 1 | SW 3 | E 1 | 0 | 0 | 0 | — | ⊿ III; ∀ 7p15 |
| Pro. Mit. | 16.6 | 15.9 | 16.7 | 9.9 | 21.0 | 12.3 | 21.9 | 8.3 | 8.4 | 9.4 | 8.9 | 92 | 53 | 82 | 0.3 | 1.7 | 0.6 | 6.1 | 5.4 | 4.7 | 5.0 | |

**SAN FERNANDO** (H = 335 m) **ABRIL 1912** φ = 34° 35′ S λ = 71° 04′ W $C_g$ =

| | | | | | | | | | | | | | | | | | | | | | | |
|---|---|---|---|---|---|---|---|---|---|---|---|---|---|---|---|---|---|---|---|---|---|---|
| 1 | 31.8 | 28.4 | 28.4 | 9.2 | 22.8 | 14.5 | 23.3 | 6.8 | 8.7 | 10.2 | 10.5 | 00 | **49** | 86 | S 2 | SW 3 | SE 1 | 0 | 0 | 0 | — | ⊿ an |
| 2 | 30.2 | 33.5 | 35.0 | 12.1 | 14.6 | 12.6 | 19.0 | 10.0 | 9.4 | 11.0 | 10.3 | 90 | 89 | 96 | SE 2 | SE 1 | SE 2 | 10 | 10 | 10 | — | ⊿ an |
| 3 | 35.5 | 33.6 | 34.4 | 13.5 | 22.4 | 14.7 | 22.6 | 7.3 | 10.6 | 11.9 | 10.4 | 93 | 59 | 84 | SW 2 | SW 3 | SW 1 | 0 | 0 | 1 | — | ⊿ an |
| 4 | 34.1 | 32.4 | 31.7 | 8.5 | 20.2 | 11.7 | 20.3 | 6.9 | 7.7 | 11.6 | 9.0 | 93 | 66 | 88 | S 3 | S 4 | SE 2 | 0 | 0 | 0 | — | ⊿ an |
| 5 | 29.6 | **27.9** | 28.3 | 9.7 | 24.7 | 13.2 | **26.0** | 6.4 | 7.9 | 11.6 | 9.5 | 88 | 50 | 85 | SE 3 | SE 2 | SE 2 | 0 | 0 | 0 | — | |
| 6 | 29.3 | 29.7 | 31.3 | 10.0 | 19.8 | 9.4 | 20.4 | 5.9 | 8.2 | 10.6 | 8.1 | 89 | 61 | 92 | NW 2 | SW 2 | SW 2 | 0 | 0 | 0 | — | |
| 7 | 32.6 | 33.7 | 33.1 | 9·7 | 13.2 | 11.0 | 14.0 | 7.0 | 8.7 | 9.3 | 8.7 | 98 | 83 | 89 | C 0 | S 1 | SW 2 | 10 | 10 | 10 | — | ⊿ an |
| 8 | 32.3 | 30.5 | 30.2 | 7.5 | 13.4 | 7.4 | 14.2 | 6.0 | 6.6 | 9.1 | 7.2 | 86 | 80 | 93 | SW 3 | SE 3 | SE 2 | 10 | 8 | 0 | — | ⊿ an |
| 9 | 30.2 | 29.1 | 29.3 | 9.5 | 22.0 | 8.8 | 22.1 | **2.1** | 7.2 | 9.6 | 7.1 | 82 | **49** | 84 | SE 1 | SE 2 | SE 2 | 0 | 0 | 0 | — | ⊿ an |
| 10 | 30.9 | 30.8 | 31.7 | 7.0 | 20.4 | 10.8 | 20.7 | 4.0 | 7.3 | 11.1 | 8.7 | 98 | 63 | 90 | E 1 | SW 1 | SW 2 | 0 | 4 | 0 | — | ⊿ an |
| 11 | 31.1 | 29.7 | 30.8 | 9.8 | 22.2 | 10.0 | 23.0 | 3.8 | 8.4 | 12.3 | 8.9 | 94 | 63 | 98 | SE 2 | SW 2 | SW 2 | 0 | 0 | 0 | — | ⊿ an |
| 12 | 31.8 | 30.6 | 32.6 | 7.4 | 20.6 | 11.0 | 22.0 | 5.2 | 7.7 | 10.7 | 8.6 | 00 | 59 | 87 | SE 2 | SE 3 | SE 2 | 10 | 2 | 0 | — | ⊿ an |
| 13 | 31.7 | 31.1 | 31.2 | 3.4 | 21.6 | 11.7 | 23.0 | 3.2 | **5.8** | 10.4 | 8.4 | 00 | 55 | 83 | SE 3 | SW 2 | SE 2 | 10 | 3 | 0 | — | ⊿ an |
| 14 | 30.7 | 29.6 | 32.0 | 12.0 | 16.4 | 13.0 | 18.5 | 7.7 | 8.3 | 10.2 | 9.6 | 80 | 73 | 87 | S 1 | C 0 | SW 2 | 10 | 10 | 10 | — | ⊿ an |
| 15 | 32.5 | 32.5 | 31.8 | 11.0 | 15.7 | 11.4 | 16.5 | 9.3 | 9.5 | 10.3 | 9.8 | 98 | 78 | 98 | E 2 | SW 1 | SE 2 | 10 | 8 | 5 | — | ⊿ an |
| 16 | 31.9 | 31.3 | 33.7 | 11.3 | 19.6 | 13.7 | 21.0 | 10.4 | 10.0 | 11.6 | 11.6 | 00 | 69 | 00 | NE 1 | NE 3 | C 0 | 5 | 7 | 10 | — | ● 7p-10p; ⊿ |
| 17 | 33.5 | 33.0 | 34.9 | 12.6 | 18.6 | 12.4 | 20.0 | 11.0 | 10.9 | 12.8 | 10.7 | 00 | 81 | 00 | SW 2 | SW 2 | C 0 | 8 | 10 | 0 | 9.5 | |
| 18 | 33.9 | 31.9 | 31.4 | 12.7 | 21.6 | 16.3 | 22.2 | 9.2 | 10.5 | 11.9 | 12.8 | 97 | 62 | 93 | SW 1 | SE 2 | SE 2 | 0 | 7 | 0 | — | ⊿ an |
| 19 | 31.6 | 30.7 | 32.6 | 15.5 | 19.2 | 13.8 | 20.7 | 13.4 | 11.6 | 12.8 | 11.1 | 88 | 77 | 95 | SE 2 | SW 2 | SE 3 | 10 | 10 | 10 | — | ⊿ |
| 20 | 34.1 | 32.6 | 34.2 | 14.0 | 20.8 | 15.5 | 21.0 | 11.2 | 11.9 | 13.3 | 13.0 | 00 | 73 | 99 | C 0 | SW 2 | SE 3 | 10 | 7 | 0 | — | |
| 21 | 32.8 | 29.8 | 29.9 | 14.1 | 21.2 | 14.2 | 21.5 | 12.4 | 11.6 | **13.4** | 11.4 | 97 | 73 | 95 | S 3 | SW 4 | SW 2 | 10 | 0 | 0 | — | |
| 22 | 30.0 | 28.9 | 30.4 | 14.1 | 24.0 | 13.5 | 25.0 | 10.5 | 10.8 | 13.3 | 11.1 | 91 | 60 | 97 | SE 2 | SW 1 | SW 3 | 5 | 4 | 0 | — | |
| 23 | 31.6 | 30.9 | 31.1 | 13.1 | 16.3 | 13.5 | 20.0 | 11.5 | 10.0 | 11.9 | 11.2 | 90 | 86 | 98 | SW 1 | SW 2 | SW 2 | 10 | 10 | 7 | — | |
| 24 | 31.5 | 30.5 | 29.2 | 13.1 | 14.8 | 13.9 | 15.6 | 9.5 | 9.9 | 11.3 | 10.6 | 89 | 90 | 91 | C 0 | C 0 | SE 2 | 10 | 10 | 10 | — | |
| 25 | 29.0 | 28.4 | 28.0 | 13.9 | 17.4 | 13.9 | 19.3 | 11.7 | 10.2 | 12.5 | 10.9 | 87 | 89 | 93 | NE 4 | E 1 | C 0 | 10 | 10 | 10 | — | |
| 26 | 31.8 | 31.9 | 32.1 | 13.2 | 14.7 | 13.5 | 16.8 | 12.8 | 11.3 | 12.5 | 11.5 | 00 | 00 | 00 | NE 7 | NW 4 | NW 5 | 10 | 10 | 10 | **39.0** | ●¹ 1a30-7a, ● 7a-M |
| 27 | 32.3 | 32.7 | 32.7 | 12.3 | 12.8 | 12.0 | 16.0 | 12.0 | 10.7 | 11.0 | 10.5 | 00 | 00 | 00 | NE 3 | NE 3 | NW 1 | 10 | 10 | 9 | 18.0 | ● MN-7a, ●¹ 7a30t |
| 28 | 31.7 | 31.4 | 34.6 | 12.4 | 16.1 | 12.9 | 16.6 | 7.9 | 10.7 | 10.9 | 11.1 | 00 | 80 | 00 | C 0 | NW 5 | NW 2 | 10 | 8 | 10 | 17.8 | ●⁰ todo el dia a int |
| 29 | 36.2 | 34.7 | 36.0 | 12.2 | 14.9 | 8.4 | 15.0 | 4.2 | 10.3 | 9.7 | 7.5 | 98 | 77 | 92 | SW 2 | SW 4 | SW 3 | 2 | 0 | 0 | 14.5 | |
| 30 | **37.0** | 35.6 | 36.7 | 5.3 | 14.6 | 8.0 | 15.0 | 3.7 | 6.7 | 11.5 | 8.0 | 00 | 93 | 00 | SW 5 | S 3 | SE 2 | 0 | 0 | 0 | — | ⊿ an |
| Pro. Mit. | 32.1 | 31.2 | 32.0 | 11.0 | 18.6 | 12.2 | 19.7 | 8.1 | 9.3 | 11.3 | 9.9 | 94 | 73 | 92 | 2.1 | 2.3 | 1.9 | 6.0 | 5.3 | 3.7 | 98.8 | |

Barómetro reducido a 0°C y a gravedad normal.

Barometer reduciert auf 0°C und Norm

(1) ≡⁰; (2 veces, azulejos) 8p30 NW. (2) (varios, azulejos) 9p10 N. (3) (rojizo) 9p15 NE. (4) dia a interv.

**LAGO** (H=520 m) **ABRIL 1912** φ = 33° 27′ S λ = 70° 42′ W $h_a$ = 11.1 m

| p. a la mp. mp. reien. | Velocidad del viento Windgeschwindigkeit | | | | | | | | Nubes (clase y dirección) Wolken (Art und Richtung) | | | Agua caída Niederschlag | | | Evaporación Verdunstung | | | |
|---|---|---|---|---|---|---|---|---|---|---|---|---|---|---|---|---|---|---|
| | m/minuto | | | km | | | | | | | | mm | | | mm | | | |
| Min. | 7a | 2p | 9p | 9p-7a | 7a-2p | 2p-9p | 7a-7a | k/1h | 7a | 2p | 9p | 7a | 2p | 9p | 7a | 2p | 9p | 7a-7a |
| 3.5 | 0 | 56 | 70 | 9.0 | 39.6 | 38.2 | 108.0 | 4.5 | str S, ci-str SW | ci-str NW | a-cu | — | — | — | 0.1 | 1.7 | 1.1 | 2.4 |
| 8.0 | 42 | 102 | 70 | 13.4 | 65.2 | 37.8 | 91.2 | 3.8 | cu NE, str-cu | cu-ni, str-cu | cu-ni, str-cu | — | — | — | 0.2 | 0.7 | 0.4 | **3.0** |
| 5.0 | 0 | 170 | 0 | 12.7 | 45.8 | 43.6 | 115.7 | 4.8 | str S | cu NE, str NW, ci- | a-str, ci-str | — | — | — | 0.0 | 1.2 | 0.8 | 1.1 |
| 5.8 | 0 | 150 | 78 | 11.3 | 46.4 | 49.9 | 100.7 | 4.2 | str N | [str W | | — | — | — | 0.2 | 1.5 | 1.0 | 2.2 |
| 5.4 | 0 | 192 | 56 | 4.8 | 43.4 | 58.5 | 101.1 | 4.2 | str S | | | — | — | — | 0.1 | 1.5 | 1.1 | 2.6 |
| 4.0 | 0 | **265** | 70 | 4.6 | 63.6 | 71.0 | 106.5 | 4.4 | str S | cu SE | str S | — | — | — | 0.2 | 0.9 | 0.5 | 2.8 |
| 5.0 | 0 | 108 | 0 | 5.9 | 23.1 | 47.2 | **140.5** | **5.9** | str S | fr-ni | fr-str | — | — | — | 0.1 | 0.6 | 0.3 | 1.5 |
| 8.0 | 0 | 146 | 70 | 7.1 | 51.7 | 42.4 | 77.4 | 3.2 | fr-ni | ci-str SW | ci-str W | — | — | — | 0.0 | 0.7 | 0.8 | 0.9 |
| 3.0 | 0 | 245 | 70 | 12.3 | 42.4 | 56.0 | 106.4 | 4.4 | str S | cu-ca E | | — | — | — | 0.1 | 1.5 | 0.9 | 1.6 |
| 2.5 | 0 | 200 | 63 | 7.7 | 59.0 | 56.4 | 106.1 | 4.4 | str SW | ci-str NW | a-cu | — | — | — | 0.1 | 0.7 | 0.6 | 2.5 |
| 2.6 | 0 | 128 | 128 | 5.6 | 45.0 | 58.2 | 121.0 | 5.0 | str | ci-str NW | ci-str NW | — | — | — | 0.1 | 1.0 | 0.9 | 1.4 |
| 7.0 | 49 | 172 | 0 | 17.8 | 43.0 | 54.0 | 121.0 | 5.0 | str-cu | cu-ca E, str-cu NW | ci-cu NW | — | — | — | 0.1 | 1.0 | 0.8 | 2.0 |
| 3.5 | 0 | 108 | 0 | 8.5 | 40.3 | 39.5 | 105.5 | 4.4 | str S | ci NW [ci-cu NW | ci-str NW | — | — | — | 0.1 | 1.2 | 0.8 | 1.9 |
| 6.3 | 0 | 183 | 49 | 6.6 | 48.1 | 42.7 | 86.4 | 3.6 | str-cu | fr-ni | fr-ni | — | — | — | 0.0 | 0.8 | 0.5 | 2.0 |
| 8.5 | 137 | 123 | 70 | 36.9 | 43.1 | 33.1 | 127.7 | 5.3 | fr-ni | fr-ni | str-cu | — | 0.0 | — | 0.1 | 0.5 | 0.2 | 1.4 |
| 6.5 | 0 | 78 | 0 | 21.1 | 32.8 | 25.2 | 97.3 | 4.1 | cu-ni, str-cu | cu-ni | ni | 0.0 | 0.2 | 2.8 | 0.0 | 0.4 | 0.1 | 0.7 |
| 10.0 | 0 | 170 | 0 | 6.3 | 35.5 | 55.0 | 64.3 | 2.7 | cu-ni, a-cu | cu-ni NW, str-cu S | | 0.3 | 0.0 | 0.1 | 0.1 | 0.8 | 0 6 | 0.6 |
| 6.0 | 0 | 96 | 0 | 2.8 | 33.6 | 23.6 | 93.3 | 3.9 | str S, ci-str | cu; str, ci-str | str-cu, ci str | — | — | — | 0.1 | 0.5 | 0.6 | 1.5 |
| 10.5 | 0 | 146 | 42 | 13.4 | 26.4 | 41.8 | 70.6 | 2.9 | str-cu | cu-ni, str-cu, a-cu | cu-ni, str-cu | — | — | — | 0.2 | 1.2 | 0.5 | 1.3 |
| 9.5 | 0 | 146 | 0 | 9.0 | 33.7 | 27.5 | 77.2 | 3.2 | str SW, str-cu, a-cu | str-cu NW, a-cu | | — | — | — | 0.1 | 0.5 | 0.4 | 1.8 |
| 6.0 | 0 | 133 | 0 | 4.2 | 35.5 | 33.1 | 65.4 | 2.7 | str SE, ci NW | str S | | — | — | — | 0.1 | 1.2 | 0.8 | 1.0 |
| 6.2 | 0 | 137 | 0 | 12.4 | 42.4 | 54.9 | 81.0 | 3.4 | str S, ci-str NW | str NW, ci-str NW | str, ci-str NW | — | — | — | 0.2 | 1.3 | 0.7 | 2.2 |
| 8.9 | 0 | 102 | 63 | 22.8 | 33.7 | 64.9 | 120.1 | 5.0 | str | ci-str NW | fr-ni, str-cu | 0.0 | — | — | 0.0 | 0.6 | 0.4 | 2.0 |
| 9.2 | 0 | 78 | 70 | 16.5 | 29.3 | 59.0 | 115.1 | 4.8 | str-cu NW, a-cu | cu-ni, str-cu NW | cu-ni, str-cu NW | 0.2 | — | — | 0.2 | 0.4 | 0.5 | 1.2 |
| 9.5 | 42 | 137 | 0 | 15.2 | 25.4 | 27.6 | 103.5 | 4.3 | cu-ni, str-cu N | str-cu NW | cu-ni, str-cu NW | 0.0 | — | 0.0 | 0.1 | 0.3 | 0.4 | 1.0 |
| 9.5 | 133 | 97 | 0 | 41.2 | 46.2 | 28.2 | 94.2 | 3.9 | cu-ni N, str-cu NW | cu-ni, ni W | cu-ni, ni N | — | 1.2 | 0.2 | 0.1 | 0.1 | 0.3 | 0.8 |
| 9.0 | 42 | 108 | 90 | 7.1 | 26.4 | 28.8 | 81.5 | 3.4 | cu N ni, str-cu | cú-ni NW, str-cu | fr-ni NW, ci-str | — | — | — | 0.1 | 0.1 | 0.2 | 0 5 |
| 8.5 | 0 | 97 | 70 | 1.6 | 31.6 | 41.1 | **56.8** | **2.4** | str | cu SW, str-cu NW | cu N, str-cu NW | — | — | — | 0.0 | 0.8 | 0.3 | **0.8** |
| 2.0 | 0 | 128 | 39 | 13.5 | 40.6 | 29.6 | 86.2 | 3.6 | str al S, ci-str N | cu NW y W | | — | — | — | 0.0 | 0.4 | 0.5 | 1.1 |
| 1.0 | 90 | 183 | 42 | 11.6 | 30.0 | 38.0 | 81.8 | 3.4 | | | | — | — | — | 0.0 | 0.9 | 0.6 | 0.9 |
| 6.3 | 18 | 139 | 40 | 12.1 | 40.1 | 43.6 | 96.8 | 4.0 | | | | 0.5 | 1.4 | 3.1 | 2.8 | 25.0 | 17.6 | 46.2 |

**FERNANDO** (H=335 m) **ABRIL 1912** φ = 34° 35′ S λ = 71° 04′ W $h_a$ = —

| | | | | | | | | | | | | | | | | | | |
|---|---|---|---|---|---|---|---|---|---|---|---|---|---|---|---|---|---|---|
| | | | | | | | | | | | | — | — | — | | | | |
| | | | | | | | | | str | str | str | — | — | — | | | | |
| | | | | | | | | | | | ci | — | — | — | | | | |
| | | | | | | | | | | | | — | — | — | | | | |
| | | | | | | | | | | | | — | — | — | | | | |
| | | | | | | | | | | | | — | — | — | | | | |
| | | | | | | | | | str | str | str | — | — | — | | | | |
| | | | | | | | | | str | str | | — | — | — | | | | |
| | | | | | | | | | | | | — | — | — | | | | |
| | | | | | | | | | | str | | — | — | — | | | | |
| | | | | | | | | | | | | — | — | — | | | | |
| | | | | | | | | | str | ci | | — | — | — | | | | |
| | | | | | | | | | str | ci | | — | — | — | | | | |
| | | | | | | | | | str | a-str | a-str | — | — | — | | | | |
| | | | | | | | | | str | cu-ni | str | — | — | — | | | | |
| | | | | | | | | | a-cu | str-cu | ni | — | — | — | | | | |
| | | | | | | | | | a-cu | ni | | — | — | — | | | | |
| | | | | | | | | | | ci-str | | — | — | — | | | | |
| | | | | | | | | | str | str-cu | str | — | — | — | | | | |
| | | | | | | | | | a-cu W | a cu W | | — | — | — | | | | |
| | | | | | | | | | str | | | — | — | — | | | | |
| | | | | | | | | | ci-str | ci-str | | — | — | — | | | | |
| | | | | | | | | | str | a-str | a-str | — | — | — | | | | |
| | | | | | | | | | str | a-str | a-str | — | — | — | | | | |
| | | | | | | | | | a-str | a-str | cu-ni NW | — | — | — | | | | |
| | | | | | | | | | ni | ni | ni | — | — | — | | | | |
| | | | | | | | | | ni | ni | ni NW | — | — | — | | | | |
| | | | | | | | | | a-str | ci NW | ni | — | — | — | | | | |
| | | | | | | | | | fr-cu | | | — | — | — | | | | |
| | | | | | | | | | | | | — | — | — | | | | |
| | | | | | | | | | | | | — | — | — | | | | |

Observaciones se efectuaron según hora oficial de Chile (75° de long.)

Alle Beobachtungen nach chilenischer Einheitszeit (75° Länge).

**TALCA** (H = 100 m) **ABRIL 1912** φ = 35° 25′ S λ = 71° 47′ W $C_g$ =

| Dia Tag | Barómetro Barometer 700 mm + 7a | 2p | 9p | Temperatura del aire Lufttemperatur C° 7a | 2p | 9p | Max. | Min. | Humedad absoluta Absolute Feuchtigkeit mm 7a | 2p | 9p | Humedad relativa Relative Feuchtigkeit % 7a | 2p | 9p | Dirección y fuerza del viento Richtung und Stärke des Windes 0—12 B 7a | 2p | 9p | Nebulosidad Bewölkung 0—10 7a | 2p | 9p | Agua caida Niederschlag mm 7a-7a | Notas Bemerkungen |
|---|---|---|---|---|---|---|---|---|---|---|---|---|---|---|---|---|---|---|---|---|---|---|
| 1 | 54.6 | 49.2 | 49.8 | 16.0 | 25.6 | 17.6 | 28.5 | 8.0 | 11.2 | 12.0 | 11.2 | 83 | 49 | 74 | C 0 | S 2 | C 0 | 0 | 0 | 5 | — | ☾¹ am; ∽ n |
| 2 | 51.6 | 55.1 | 56.5 | 12.0 | 18.4 | 16.2 | 23.0 | 10.0 | 9.5 | 10.5 | 10.0 | 91 | 67 | 81 | C 0 | N 4 | C 0 | 9 | 10 | 10 | — | ☾¹ am |
| 3 | 57.3 | 55.6 | 57.1 | 14.0 | 23.2 | 15.9 | **29.0** | 10.5 | 10.9 | 10.0 | 9.7 | 92 | 47 | 72 | C 0 | S 2 | S 1 | 4 | 7 | 5 | — | ☾⁰ am; ∽ n |
| 4 | 57.3 | 55.5 | 53.9 | 9.4 | 18.2 | 15.0 | 21.5 | 7.5 | 7.3 | 9.3 | 11.4 | 83 | 60 | 90 | SSW 1 | S 2 | S 1 | 2 | 0 | 0 | — | ☾¹ am |
| 5 | 51.1 | 48.9 | 49.2 | 9.8 | 23.6 | 15.2 | 26.5 | 6.0 | 7.8 | 9.2 | 10.3 | 86 | 43 | 80 | S 1 | C 0 | C 0 | 0 | 0 | 1 | — | |
| 6 | 51.0 | 51.7 | 52.3 | 12.4 | 20.4 | 11.6 | 20.5 | 4.0 | 9.0 | 8.2 | 7.7 | 84 | 46 | 76 | C 0 | NW 2 | NW 2 | 0 | 0 | 0 | — | ☾¹ am |
| 7 | 54.0 | 55.8 | 55.4 | 11.4 | 13.7 | 8.6 | 18.0 | 9.5 | 8.7 | 8.7 | 7.3 | 86 | 74 | 87 | C 0 | C 0 | C 0 | 10 | 10 | 0 | — | ∞⁰ 1 |
| 8 | 54.3 | 52.1 | 51.9 | 8.0 | 14.8 | 7.8 | 18.5 | 6.0 | 6.2 | 6.6 | 6.9 | 77 | 52 | 87 | S 2 | N 1 | C 0 | 9 | 6 | 0 | — | |
| 9 | 52.3 | 50.5 | 50.6 | 8.2 | 23.0 | 10.7 | 26.5 | 4.0 | 6.1 | **5.1** | 7.3 | 75 | **24** | 76 | C 0 | C 0 | C 0 | 0 | 0 | 0 | — | |
| 10 | 52.2 | 52.0 | 53.2 | 10.8 | 21.8 | 13.4 | 24.0 | 4.0 | 8.1 | 8.0 | 9.3 | 84 | 41 | 81 | C 0 | NW 1 | N 1 | 0 | 0 | 0 | — | ∞⁰ 1 |
| 11 | 52.6 | 51.6 | 52.0 | 6.2 | 21.8 | 15.0 | 25.0 | 5.0 | 6.9 | 9.6 | 9.5 | 97 | 49 | 74 | C 0 | C 0 | C 0 | 0 | 0 | 0 | — | ☾¹ am |
| 12 | 53.6 | 54.1 | 54.7 | 10.9 | 16.5 | 10.9 | 20.5 | 6.5 | 9.0 | 10.4 | 8.3 | 92 | 74 | 85 | C 0 | C 0 | C 0 | 0 | 0 | 0 | — | ≡¹ 1 |
| 13 | 54.3 | 52.2 | 52.9 | 4.2 | 17.4 | 10.4 | 24.5 | **3.0** | 6.0 | 7.8 | 8.1 | 97 | 52 | 86 | C 0 | C 0 | C 0 | 0 | 2 | 0 | — | ≡⁰ 1 |
| 14 | 52.9 | 51.2 | 53.3 | 12.0 | 17.2 | 13.2 | 19.0 | 6.5 | 8.7 | 9.1 | 9.5 | 83 | 62 | 84 | C 0 | C 0 | C 0 | 10 | 10 | 0 | — | ☾⁰ am |
| 15 | 54.0 | 53.7 | 53.5 | 12.0 | 19.9 | 18.2 | 21.0 | 11.0 | 10.0 | 10.5 | 13.0 | 96 | 61 | 84 | C 0 | C 0 | C 0 | 10 | 10 | 5 | — | ● gt 11a30, ≡ 4p; ∞ |
| 16 | 53.5 | 54.5 | 54.9 | 13.2 | 21.1 | 16.4 | 24.5 | 10.0 | 10.8 | 9.3 | 10.4 | 96 | 50 | 74 | C 0 | C 0 | C 0 | 9 | 4 | 0 | 0.0 | ☾¹ am |
| 17 | 55.2 | 54.8 | 56.3 | 12.2 | 23.5 | 15.6 | 24.5 | 11.0 | 9.3 | 10.4 | 10.9 | 88 | 48 | 82 | C 0 | C 0 | C 0 | 9 | 6 | 0 | — | |
| 18 | 56.0 | 53.3 | 52.3 | 11.2 | 23.1 | 17.6 | 26.5 | 8.5 | 9.7 | 12.1 | 12.2 | **98** | 58 | 81 | C 0 | C 0 | C 0 | 0 | 10 | 0 | — | ≡¹ 1 |
| 19 | 52.6 | 52.6 | 53.5 | 15.2 | 19.8 | 18.2 | 22.0 | 14.0 | 10.1 | 11.4 | 12.2 | 78 | 66 | 78 | C 0 | WNW 1 | N 3 | 10 | 10 | 10 | — | ● gt 6p,9p; ∞⁰ 1 |
| 20 | 55.9 | 55.9 | 55.8 | 16.4 | 18.0 | 17.2 | 21.0 | 15.5 | 12.3 | **14.2** | 13.0 | 88 | 93 | 89 | C 0 | C 0 | C 0 | 10 | 10 | 10 | 0.0 | ≡¹ 1p30-2p30; ∽ 10p |
| 21 | 54.8 | 51.1 | 51.4 | 12.1 | 25.2 | 16.8 | 28.0 | 11.0 | 9.4 | 11.9 | 10.8 | 90 | 50 | 76 | C 0 | S 1 | SW 1 | 0 | 2 | 0 | 0.0 | ≡ 1 |
| 22 | 56.7 | 49.9 | 51.4 | 14.0 | 25.3 | 14.9 | 28.5 | 9.5 | 10.4 | 11.4 | 11.0 | 87 | 48 | 87 | C 0 | C 0 | N 1 | 7 | 8 | 0 | — | ☾¹ am |
| 23 | 52.6 | 52.1 | 52.1 | 14.0 | 17.4 | 16.4 | 24.5 | 11.0 | 8.5 | 10.5 | 11.5 | 85 | 71 | 83 | NNW 2 | NW 2 | N 3 | 10 | 10 | 10 | — | |
| 24 | 52.8 | 51.3 | 50.2 | 15.0 | 18.7 | 17.0 | 20.0 | 14.0 | 11.1 | 10.9 | 7.2 | 87 | 68 | 70 | C 0 | N 1 | S 1 | 10 | 10 | 10 | — | ● gt 5p |
| 25 | 49.4 | **48.5** | 48.6 | 15.2 | 17.4 | 15.0 | 22.0 | 13.5 | 12.0 | 11.6 | 12.3 | 93 | 78 | 97 | N 2 | N 2 | N 3 | 10 | 10 | 10 | — | ●² 2p35 n |
| 26 | 51.6 | 51.8 | 52.1 | 15.8 | 18.8 | 16.6 | 20.0 | 11.0 | 11.3 | 11.5 | 10.6 | 84 | 71 | 76 | N 3 | N 4 | N 6 | 8 | 9 | 10 | **96.6** | ● gt 8a30-1p20, ● 10 |
| 27 | 53.6 | 53.6 | 54.6 | 13.8 | 18.2 | 12.2 | 19.0 | 13.0 | 10.8 | 8.8 | 9.7 | 92 | 57 | 91 | N 1 | NW 1 | N 1 | 10 | 10 | 6 | 0.0 | 9p30 |
| 28 | 52.5 | 53.7 | 55.4 | 13.1 | 15.0 | 9.4 | 17.0 | 8.5 | 9.2 | 11.4 | 7.9 | 82 | 90 | 89 | N 2 | C 0 | C 0 | 6 | 9 | 7 | — | ● 10a, 11a40 |
| 29 | 59.2 | 57.3 | 58.0 | 5.4 | 16.0 | 9.8 | 17.5 | 3.5 | 6.5 | 8.4 | 6.8 | 97 | 62 | 75 | N 1 | S 2 | S 1 | 0 | 1 | 0 | 0.0 | ☾² am |
| 30 | 59.3 | 59.0 | **59.5** | 6.4 | 10.2 | 9.2 | 18.0 | **3.0** | 6.8 | 7.1 | 7.2 | 95 | 52 | 83 | C 0 | C 0 | C 0 | 2 | 2 | 1 | — | ☾² am |
| Pro. Mit. | 54.0 | 53.0 | 53.4 | 11.7 | 19.4 | 14.1 | 22.6 | 8.6 | 9.1 | 9.9 | 9.8 | 88 | 59 | 82 | 0.5 | 0.9 | 0.8 | 5.2 | 5.5 | 3.3 | 96.6 | |

**PUNTA CARRANZA** (H = 30 m) **ABRIL 1912** φ = 35° 36′ S λ = 72° 38′ $C_g$ = –

| | | | | | | | | | | | | | | | | | | | | | | |
|---|---|---|---|---|---|---|---|---|---|---|---|---|---|---|---|---|---|---|---|---|---|---|
| 1 | 58.0 | 56.6 | 55.2 | 12.6 | 14.0 | 12.0 | 15.0 | 10.0 | 10.3 | 10.0 | 9.9 | 96 | 85 | 96 | SSW 3 | SSW 4 | SW 5 | 10 | 4 | 4 | — | ≡ a interv II, III |
| 2 | 55.6 | 59.0 | 59.7 | 10.6 | 13.2 | 13.6 | 16.4 | 10.0 | 9.3 | 10.8 | 10.3 | 98 | 96 | 89 | SSW 3 | NNE 3 | NNW 9 | 10 | 10 | 10 | — | ≡ a interv II, III |
| 3 | 62.5 | 61.1 | 61.1 | 12.0 | 14.6 | 12.4 | 15.4 | 11.0 | 9.7 | 10.2 | 10.5 | 94 | 83 | 98 | SE 8 | SSW 3 | SSW 1 | 10 | 10 | 2 | — | |
| 4 | 60.7 | 60.2 | 58.8 | 10.6 | 13.6 | 12.0 | 14.0 | 8.0 | 9.0 | 10.8 | 9.2 | 95 | 94 | 89 | SSW 6 | SSW 2 | SSW 1 | 0 | 0 | 0 | — | |
| 5 | 55.8 | 54.7 | 54.8 | 15.0 | 15.4 | 10.4 | 16.2 | 8.0 | 9.7 | 9.4 | 8.7 | 76 | 72 | 93 | SSW 5 | SW 2 | SW 2 | 0 | 0 | 0 | — | |
| 6 | 55.9 | 56.7 | 57.9 | 11.0 | 12.8 | 12.2 | 13.0 | 8.0 | 8.3 | 8.7 | 8.6 | 85 | 80 | 82 | N 2 | NNE 2 | NW 2 | 10 | 10 | 10 | — | |
| 7 | 58.1 | 60.1 | 60.3 | 12.6 | 15.4 | 12.0 | 17.4 | 8.0 | 7.3 | 10.4 | 9.2 | 68 | 75 | 89 | S 2 | SSW 2 | SSW 6 | 5 | 2 | 0 | — | |
| 8 | 58.8 | 56.4 | 57.0 | 10.8 | 13.6 | 12.2 | 14.0 | 8.8 | 8.9 | 11.3 | 10.3 | 93 | 98 | 98 | SSW 3 | SSW 6 | SSW 5 | 10 | 0 | 0 | — | |
| 9 | 55.8 | 55.7 | 55.9 | 10.2 | 16.6 | 11.8 | 17.5 | 7.3 | 9.0 | 10.3 | 8.8 | 97 | 73 | 86 | SE 1 | SE 1 | NE 1 | 0 | 0 | 0 | — | |
| 10 | 56.5 | 57.5 | 58.0 | 11.6 | 15.2 | 12.2 | 15.3 | 7.5 | 8.4 | 9.8 | 9.3 | 84 | 76 | 89 | NE 2 | NNE 4 | NNE 3 | 3 | 2 | 0 | — | |
| 11 | 57.6 | 57.6 | 57.9 | 11.2 | 14.2 | 12.8 | 16.4 | 8.3 | 8.9 | 10.7 | 8.2 | 90 | 90 | 75 | NNE 1 | NNE 1 | NNE 1 | 10 | 10 | 0 | — | |
| 12 | 58.3 | 58.8 | 59.2 | 11.8 | 11.8 | 10.4 | 13.5 | 9.0 | 8.8 | 8.8 | 8.2 | 86 | 86 | 88 | SSW 1 | SSW 2 | S 2 | 10 | 10 | 0 | — | |
| 13 | 58.0 | 57.0 | 57.2 | 10.8 | 13.0 | 11.6 | 13.5 | 7.0 | 8.9 | 9.3 | 9.2 | 93 | 85 | 91 | S 2 | SSW 4 | S 5 | 3 | 4 | 0 | — | ≡ 3 |
| 14 | 56.4 | 56.1 | 57.9 | 10.8 | 13.0 | 12.2 | 13.5 | 9.0 | 9.2 | 9.8 | 9.6 | 95 | 89 | 91 | SW 3 | N 2 | NNE 2 | 10 | 10 | 10 | — | ≡ II, III |
| 15 | 58.5 | 59.1 | 58.3 | 13.0 | 14.0 | 14.0 | 14.1 | 10.5 | 10.1 | 10.3 | 10.0 | 91 | 87 | 85 | N 2 | N 3 | NE 2 | 10 | 10 | 10 | 0.5 | ●⁰ am |
| 16 | 58.2 | 58.4 | 59.8 | 13.4 | 13.6 | 12.6 | 14.0 | 11.0 | 10.9 | 10.8 | 9.6 | 96 | 94 | 89 | NE 1 | NE 1 | NE 1 | 10 | 10 | 0 | 0.3 | ●⁰ ch am |
| 17 | 59.6 | 59.8 | 51.6 | 13.6 | 17.2 | 14.8 | **19.0** | 10.0 | 8.7 | 11.9 | 10.1 | 75 | 82 | 81 | SSW 1 | S 2 | S 2 | 9 | 8 | 3 | — | |
| 18 | 59.9 | 58.2 | 58.2 | 17.0 | 15.6 | 15.0 | 17.5 | 12.0 | 11.5 | 10.9 | 10.8 | 80 | 83 | 85 | NE 1 | SW 2 | ESE 1 | 3 | 9 | 10 | — | |
| 19 | 57.7 | 56.9 | 57.5 | 14.6 | 14.6 | 14.0 | 15.0 | 12.0 | 10.5 | 11.0 | 10.8 | 85 | 89 | 92 | NNE 2 | NE 4 | NNE 5 | 10 | 10 | 10 | 0.0 | ●⁰ a interv |
| 20 | 60.0 | 59.9 | 60.8 | 14.6 | 15.8 | 14.0 | 17.0 | 12.0 | 11.8 | **12.5** | 11.6 | 96 | 93 | 98 | NE 2 | N 1 | S 1 | 10 | 10 | 0 | 28.5 | ●¹ a interv ≡⁰ II, III |
| 21 | 58.9 | 56.9 | 56.4 | 12.0 | 15.6 | 13.2 | 15.8 | 10.2 | 9.9 | 11.2 | 11.0 | 96 | 85 | 98 | S 2 | SSW 3 | SSW 4 | 0 | 3 | 0 | — | |
| 22 | 54.0 | 55.7 | 56.2 | 14.2 | 13.4 | 13.0 | 14.4 | 8.2 | 11.8 | 10.9 | 10.6 | 98 | 96 | 96 | ENE 2 | NE 2 | NE 1 | 3 | 10 | 10 | — | ≡¹ 1p-9p |
| 23 | 56.8 | 56.6 | 55.8 | 13.6 | 14.2 | 14.4 | 14.5 | 11.8 | 10.8 | 11.2 | 11.4 | 94 | 94 | 94 | NNE 3 | NE 3 | NE 3 | 10 | 10 | 10 | 0.4 | ●⁰ a ch an |
| 24 | 56.7 | 55.3 | 53.9 | 13.6 | 15.0 | 13.8 | 15.2 | 10.0 | 10.8 | 11.3 | 10.7 | 94 | 89 | 92 | NE 6 | NE 3 | NNE 4 | 10 | 10 | 0 | 1.5 | ●¹ an |
| 25 | 53.4 | **51.5** | **51.5** | 14.0 | 14.0 | 14.0 | 14.2 | 12.3 | 11.6 | 11.9 | 11.6 | 98 | **00** | 98 | NNE 6 | NE 7 | NE 7 | 10 | 10 | 10 | 17.5 | ●² a interv II, III |
| 26 | 55.0 | 55.9 | 55.5 | 14.8 | 15.4 | 14.8 | 16.0 | 11.5 | 11.4 | 12.2 | 12.0 | 91 | 93 | 96 | NNE 5 | NNE 5 | N 4 | 10 | 9 | 10 | **45.0** | ●² a interv I, III |
| 27 | 58.0 | 58.3 | 58.5 | 15.4 | 16.8 | 14.8 | 16.9 | 12.0 | 12.2 | 12.2 | 11.4 | 93 | 85 | 91 | N 4 | NE 2 | N 2 | 9 | 8 | 8 | 16.8 | ●¹ a interv I III; [ |
| 28 | 55.6 | 58.1 | 60.2 | 15.0 | 13.6 | 13.0 | 15.2 | 10.5 | 11.3 | 10.0 | 9.3 | 89 | 87 | 85 | NNW 5 | N 3 | NE 1 | 8 | 4 | 5 | 0.0 | [amarillos 11p30-MN |
| 29 | 62.7 | 62.7 | 63.3 | 12.0 | 14.6 | 12.2 | 14.8 | 8.0 | 9.7 | 9.1 | 8.1 | 84 | 74 | 76 | SE 2 | SSW 1 | SSW 5 | 0 | 0 | 0 | — | |
| 30 | 63.3 | 63.3 | **63.9** | 9.6 | 14.0 | 13.6 | 14.1 | **6.0** | **6.6** | 8.0 | 8.5 | 74 | **67** | 73 | SE 2 | SW 3 | SW 6 | 2 | 0 | 0 | — | |
| Pro. Mit. | 57.9 | 57.8 | 58.1 | 12.7 | 14.4 | 13.0 | 15.2 | 9.6 | 9.8 | 10.5 | 9.9 | 89 | 86 | 89 | 2.9 | 2.8 | 3.1 | 6.8 | 6.4 | 4.1 | 110.5 | |

Barómetro reducido a 0°C y a gravedad normal.

Barometer reduciert auf 0°C und Normals

**GA** (H = 100 m) **ABRIL 1912** φ = 35° 25′ S λ = 71° 47′ W $h_a$ = 2.9 m

| p. a la emp. mp. reien. C° | Velocidad del viento Windgeschwindigkeit | | | | | | | | Nubes (clase y dirección) Wolken (Art und Richtung) | | | Agua caída Niederschlag | | | Evaporación Verdunstung | | | |
|---|---|---|---|---|---|---|---|---|---|---|---|---|---|---|---|---|---|---|
| | m/minuto | | | km | | | | | | | | mm | | | mm | | | |
| Min. | 7a | 2p | 9p | 9p-7a | 7a-2p | 2p-9p | 7a-7a | k/1h | 7a | 2p | 9p | 7a | 2p | 9p | 7a | 2p | 9p | 7a-7a |
| 7.5 | 0 | 148 | 0 | 15.0 | 43.4 | 17.7 | 89.1 | 3.7 | | | ci W | | | | 0.3 | 0.3 | 0.8 | **2.9** |
| 9.0 | 0 | 280 | 0 | 0.5 | 25.0 | 28.1 | 61.6 | 2.6 | ni NW, a-str | a-str W | | | | | 0.3 | 0.6 | 0.6 | 1.4 |
| 10.0 | 0 | 148 | 72 | 0.4 | 20.2 | 32.9 | 53.5 | 2.2 | a-str SW | a-str S | | | | | 0.2 | 0.5 | 0.3 | 1.4 |
| 5.5 | 78 | 148 | 36 | 6.0 | 57.4 | 12.7 | 59.1 | 2.5 | ci S | | | | | | 0.3 | 0.7 | 0.5 | 1.1 |
| 5.0 | 35 | 0 | 0 | 9.4 | 6.3 | 11.1 | 79.5 | 3.3 | | | ci S | | | | 0.3 | 1.2 | 0.4 | 1.5 |
| 3.0 | 12 | 137 | 117 | 12.7 | 44.6 | 40.6 | 30.1 | 1.3 | | | | | | | 0.2 | 1.1 | 1.2 | 1.8 |
| 9.0 | 0 | 0 | 0 | 38.5 | 4.5 | 0.2 | **123.7** | **5.2** | a-cu S | a-cu S | | | | | 0.3 | 0.2 | 0.3 | 2.6 |
| 4.5 | 121 | 88 | 0 | 19.0 | 25.6 | 12.1 | 23.7 | 1.0 | a-cu | a cu N | | | | | 0.3 | 0.4 | 0.7 | 0.8 |
| 3.0 | 0 | 0 | 0 | 0.0 | 2.0 | 0.4 | 37.7 | 1.6 | | | | | | | 0.2 | 0.9 | 1.0 | 1.3 |
| 3.0 | 0 | 33 | 45 | 0.2 | 47.2 | 24.9 | 2.6 | 0.1 | | | | | | | 0.2 | 1.1 | 0.9 | 2.1 |
| 4.5 | 0 | 0 | 0 | 0.1 | 2.9 | 0.4 | 72.2 | 3.0 | | | | | | | 0.1 | 0.4 | 0.4 | 2.1 |
| 5.5 | 0 | 0 | 0 | 0.7 | 6.2 | 1.2 | 4.0 | 0.2 | | | | | | | 0.2 | 0.2 | 0.2 | 1.0 |
| 2.5 | 0 | 0 | 0 | 0.0 | 1.1 | 4.1 | 7.4 | 0.3 | | fr-cu S | | | | | 0.2 | 0.3 | 0.5 | **0.6** |
| 5.0 | 0 | 0 | 0 | 0.0 | 0.8 | 0.1 | 5.2 | 0.2 | ci-cu S | ci-cu SW | | | | | 0.2 | 0.4 | 0.3 | 1.0 |
| 10.0 | 0 | 0 | 0 | 1.9 | 15.2 | 6.8 | 2.8 | 0.1 | a-str NW | a-str NW | | | | | 0.2 | 0.5 | 0.4 | 0.9 |
| 9.0 | 0 | 0 | 0 | 0.2 | 6.2 | 0.8 | 22.2 | 0.9 | fr-cu S | a-str S | | | | | 0.2 | 0.5 | 0.4 | 1.1 |
| 10.0 | 0 | 0 | 0 | 4.4 | 16.2 | 1 2 | 11.4 | 0.5 | a-str S | fr-cu S | | | | | 0.2 | 0.3 | 0.3 | 1.1 |
| 8.0 | 0 | 0 | 0 | 1.1 | 3.9 | 1.4 | 18.5 | 0.8 | | a-str S | | | | | 0.1 | 0.5 | 0.6 | 0.7 |
| 13.0 | 0 | 33 | 212 | 0.1 | 0.6 | 0.4 | 5.4 | 0.2 | a-cu NNW | a-cu NNW | | | | | 0.3 | 0.6 | 0.5 | 1.4 |
| 15.0 | 0 | 0 | 0 | 0.4 | 5.0 | 0.0 | **1.4** | **0.0** | a-str NNW | cu-ni S | | | | | 0.4 | 0.6 | 0.5 | 1.5 |
| 10.5 | | | | | | | | | | ci WSW | | | | | 0.0 | 0.7 | 0.5 | 1.1 |
| 8.5 | | | | | | | | | ci N | a-cu N | | | | | 0.3 | 0.8 | 0.8 | 1.5 |
| 9.5 | | | | | | | | | a-str S | cu-ni S | cu-ni S | | | | 0.3 | 0.4 | 0.8 | 1.9 |
| 12.4 | | | | | | | | | a-str NW | a-str W | | | | | 0.4 | 0.6 | 0.6 | 1.6 |
| 11.0 | | | | | | | | | cu-ni N | cu-ni S | | | | | 0.6 | 0.4 | 0.2 | 1.8 |
| 12.0 | | | | | | | | | cu-ni SE | cu-ni N | | | | | 0.2 | 1.0 | 1.1 | 0.8 |
| 10.0 | | | | | | | | | cu-ni SE | cu-ni SE | ci-cu N | | | | 0.8 | 0.8 | 0.4 | **2.9** |
| 6.5 | | | | | | | | | a-cu NW | cu-ni N | fr-cu NNW | | | | 0.2 | 0.2 | 0.6 | 1.4 |
| 2.0 | | | | | | | | | | cu E | | | | | 0.4 | 0.4 | 0.4 | 1.2 |
| **1.5** | | | | | | | | | ci-cu S | ci-cu S | ci S | | | | 0.2 | 0.8 | 0.3 | 1.0 |
| 7.5 | 12 | 50 | 24 | 5.5 | 16.7 | 9.8 | 35.5 | 1.5 | | | | | | | 8.1 | 17.4 | 16.5 | **43.5** |

**NTA CARRANZA** (H = 30 m) **ABRIL 1912** φ = 35° 36′ S λ = 72° 38′ S $h_a$ = 2 m

| | | | | | | | | | | | | | | | | | | |
|---|---|---|---|---|---|---|---|---|---|---|---|---|---|---|---|---|---|---|
| 267 | 400 | 416 | 160.0 | 150.0 | 325.0 | | | str-cu | str | ci | | | | | | | | |
| 330 | 283 | **816** | 150.0 | 270.0 | 110.0 | 625.0 | 26.0 | str cu | str-cu | str-cu | | | | | | | | |
| 750 | 366 | **88** | 60.0 | 215.0 | 231.0 | 440.0 | 18.3 | str-cu | ci-cu | cu | | | | | | | | |
| 566 | 233 | 50 | 65.0 | 165.0 | 270.0 | 511.0 | 21.3 | | | | | | | | | | | |
| 450 | 167 | 116 | 35.0 | 105.0 | 155.0 | 470.0 | 19.6 | | | | | | | | | | | |
| 133 | 233 | 167 | 230.0 | 324.0 | 395.0 | 490.0 | 20.4 | str-cu | str, cu-ni | str-cu | | | | | | | | |
| 133 | 150 | 500 | 470.0 | 30.0 | 250.0 | 1189.0 | 49.5 | str-cu | ci | | | | | | | | | |
| 300 | 566 | 400 | 45.0 | 285.0 | 450.0 | 325.0 | 13.5 | str-cu | | | | | | | | | | |
| 83 | 83 | 83 | 495.0 | 30.0 | 63.0 | 1230.0 | 51.2 | | | | | | | | | | | |
| 200 | 367 | 266 | 183.0 | 335.0 | 450.0 | 276.0 | 11.5 | str-cu | ci-cu | | | | | | | | | |
| 83 | 66 | 83 | 500.0 | 25.0 | 40.0 | 1285.0 | 53.5 | str-cu | str-cu | | | | | | | | | |
| 100 | 183 | 216 | 97.0 | 176.0 | 267.0 | **162.0** | **6.8** | str-cu | str-cu | | | | | | | | | |
| 133 | 350 | 416 | 350.0 | 500.0 | 173.0 | 793.0 | 33.0 | ci-str | ci-str, ci E | | | | | | | | | |
| 266 | 150 | 116 | 330.0 | 391.0 | 437.0 | 1003.0 | 41.8 | ci | ci-str | cu-ni | | | | | | | | |
| 133 | 250 | 150 | 18.0 | 125.0 | 187.0 | 846.0 | 35.2 | cu-ni | str cu, ni | cu-ni | | | | | | | | |
| 66 | 100 | **88** | 230.0 | 270.0 | 283.0 | 542.0 | 22.6 | cu-ni | cu-ni | | | | | | | | | |
| 67 | 150 | 116 | 325.0 | 390.0 | 437.0 | 878.0 | 36.6 | ci-cu | cu, ci-cu | ci-cu | | | | | | | | |
| 83 | 116 | 83 | 470.0 | 20.0 | 58.0 | **1297.0** | **54.0** | ci-cu | ci-cu | cu-ni | | | | | | | | |
| 166 | 350 | 433 | 162.0 | 310.0 | 493.0 | 240.0 | 10.0 | str-cu | cu-ni | cu-ni | | | | | | | | |
| 150 | 83 | 83 | 83.0 | 120.0 | 155.0 | 886.0 | 36.9 | cu-ni | cu-ni | | | | | | | | | |
| 167 | 250 | 316 | 250.0 | 355.0 | 490.0 | 525.0 | 21.9 | | ci-str | | | | | | | | | |
| 233 | 183 | 100 | 125.0 | 200.0 | 442·0 | 970.0 | 40.4 | ci-str | cu-ni | cu-ni | | | | | | | | |
| 250 | 300 | 400 | 390.0 | 15.0 | 180.0 | 1032.0 | 43.0 | cu-ni | cu-ni | cu-ni | | | | | | | | |
| 583 | 300 | 417 | 25.0 | 150.0 | 322.0 | 220.0 | 9.2 | cu | cu-ni | ni | | | | | | | | |
| 583 | 683 | 683 | 170.0 | 455.0 | 165.0 | 642.0 | 26.8 | cu-ni | cu-ni | cu-ni | | | | | | | | |
| 500 | 400 | 405 | 460.0 | 125.0 | 312.0 | 1080.0 | 45.0 | cu-ni | cu-ni | cu-ni | | | | | | | | |
| 350 | 167 | 150 | 25.0 | 95.0 | 155.0 | 462.0 | 19.2 | ci-cu | ci-cu | ci-cu | | | | | | | | |
| 500 | 283 | 100 | 350.0 | 470.0 | 10.0 | 600.0 | 25.0 | cu-ni | ci-cu | ci-cu | | | | | | | | |
| 116 | **88** | 516 | 75.0 | 150.0 | 370.0 | 555.0 | 23.1 | | | | | | | | | | | |
| 150 | 250 | 583 | 455.0 | 80.0 | 325.0 | 975.0 | 40.6 | ci | | | | | | | | | | |
| 263 | 250 | 275 | 226.1 | 211.0 | 266.7 | 708.6 | 29.5 | | | | | | | | | | | |

s observaciones se efectuaron según hora oficial de Chile (75° de long.)

Alle Beobachtungen nach chilenischer Einheitszeit (75° Länge).

**PUNTA TUMBES** (H = 90 m) **ABRIL 1912** φ = 36° 36′ S λ = 73° 06′ W $C_g$ =

| Día / Tag | Barómetro Barometer 700 mm + | | | Temperatura del aire Lufttemperatur C° | | | | | Humedad absoluta Absolute Feuchtigkeit mm | | | Humedad relativa Relative Feuchtigkeit % | | | Dirección y fuerza del viento Richtung und Stärke des Windes 0—12 B | | | | | | Nebulosidad Bewölkung 0—10 | | | Agua caída Niederschlag mm | Notas Bemerkungen |
|---|---|---|---|---|---|---|---|---|---|---|---|---|---|---|---|---|---|---|---|---|---|---|---|---|---|
| | 7a | 2p | 9p | 7a | 2p | 9p | Max. | Min. | 7a | 2p | 9p | 7a | 2p | 9p | 7a | | 2p | | 9p | | 7a | 2p | 9p | 7a-7a | |
| 1 | 53.4 | 51.6 | 51.2 | 13.0 | 15.0 | 12.4 | 15.0 | 11.2 | 11.0 | 11.2 | 9.5 | 99 | 88 | 89 | SW | 2 | SW | 2 | SW | 3 | 10 | 0 | 0 | — | ≡ 1a30-11a |
| 2 | 52.0 | 53.4 | 57.1 | 12.0 | 12.9 | 11.7 | 13.9 | 9.3 | 8.0 | 9.5 | 8.5 | 76 | 87 | 84 | W | 2 | SW | 3 | SW | 1 | 8 | 9 | 8 | — | ≡ 6a-9a |
| 3 | 58.2 | 57.6 | 58.0 | 12.7 | 15.0 | 11.3 | 15.3 | 9.8 | 9.4 | 10.8 | 9.0 | 87 | 85 | 91 | SE | 2 | SW | 2 | SW | 3 | 9 | 4 | 0 | — | |
| 4 | 57.9 | 55.1 | 54.8 | 9.9 | 13.9 | 11.5 | 14.3 | 7.5 | 7.9 | 10.2 | 8.6 | 87 | 87 | 86 | SW | 2 | SW | 4 | SW | 3 | 0 | 0 | 0 | — | |
| 5 | 51.9 | 49.7 | 50.0 | 10.8 | 14.6 | 11.9 | 15.0 | 8.3 | 8.9 | 9.7 | 8.4 | 93 | 78 | 81 | S | 2 | SW | 4 | C | 0 | 0 | 0 | 0 | — | |
| 6 | 50.6 | 51.9 | 53.2 | 10.0 | 11.2 | 10.5 | 15.7 | 9.0 | 9.2 | 8.9 | 8.9 | 00 | 90 | 94 | N | 2 | N | 2 | C | 0 | 10 | 10 | 10 | — | ≡ 1a45-7a |
| 7 | 53.6 | 56.3 | 57.0 | 10.3 | 14.7 | 11.9 | 15.0 | 9.3 | 8.4 | 11.2 | 8.4 | 90 | 00 | 81 | C | 0 | SW | 1 | SW | 2 | 3 | 1 | 1 | — | |
| 8 | 56.5 | 53.3 | 53.0 | 10.2 | 14.8 | 13.8 | 17.2 | **7.0** | 7.4 | 9.8 | **6.6** | 79 | 78 | **57** | SW | 4 | SW | 5 | S | 3 | 0 | 0 | 0 | — | |
| 9 | 52.6 | 51.7 | 51.0 | 14.5 | 14.4 | 13.5 | **20.2** | 9.8 | 9.2 | 9.8 | 8.9 | 98 | 81 | 77 | SE | 2 | SE | 2 | SE | 2 | 0 | 0 | 0 | — | |
| 10 | 51.6 | 52.1 | 53.9 | 14.8 | 15.0 | 11.6 | 15.8 | 9.2 | 12.3 | 10.6 | 9.9 | 98 | 84 | 98 | N | 4 | N | 2 | NW | 2 | 10 | 0 | 0 | — | |
| 11 | 53.0 | 53.3 | 53.7 | 12.0 | 12.6 | 11.6 | 14.2 | 9.2 | 9.7 | 9.8 | 9.2 | 94 | 91 | 91 | NE | 1 | N | 3 | SE | 1 | 10 | 10 | 10 | — | |
| 12 | 54.1 | 55.2 | 55.7 | 10.2 | 12.0 | 10.8 | 12.9 | 9.0 | 8.8 | 9.1 | 8.9 | 95 | 88 | 93 | NNW | 1 | SW | 2 | SW | 1 | 10 | 10 | 2 | — | |
| 13 | 54.5 | 52.9 | 53.1 | 9.4 | 11.8 | 10.8 | 13.0 | 8.6 | 8.7 | 9.8 | 9.0 | 99 | 96 | 94 | SW | 1 | SW | 3 | C | 0 | 6 | 4 | 0 | — | |
| 14 | 51.9 | 51.0 | 53.0 | 11.6 | 12.9 | 10.3 | 15.0 | 9.3 | 9.2 | 9.9 | 9.3 | 91 | 90 | 00 | SE | 1 | SW | 2 | W | 1 | 8 | 9 | 10 | — | ≡ 6p-MN |
| 15 | 53.8 | 54.0 | 54.3 | 11.0 | 15.2 | 13.5 | 15.7 | 9.9 | 9.8 | 11.7 | 10.7 | 00 | 91 | 94 | NE | 1 | NE | 1 | C | 0 | 10 | 4 | 0 | — | ≡ MN 7a |
| 16 | 53.6 | 53.3 | 55.4 | 12.4 | 12.5 | 11.9 | 15.0 | 11.0 | 10.7 | 10.5 | 10.2 | 00 | 98 | 98 | NNE | 2 | N | 1 | C | 0 | 10 | 10 | 10 | — | ● 8p30-MN; ≡ MD; |
| 17 | 55.1 | 55.5 | 56.4 | 12.5 | 15.0 | 14.9 | 16.9 | 11.0 | 10.1 | **12.7** | 12.1 | 94 | 00 | 96 | NW | 1 | C | 0 | N | 2 | 10 | 10 | 6 | 2.5 | ● MN 2p |
| 18 | 55.7 | 53.8 | 53.3 | 14.7 | 15.0 | 14.7 | 16.7 | 12.5 | 11.3 | 11.9 | 10.8 | 91 | 93 | 87 | N | 1 | N | 1 | N | 1 | 9 | 10 | 10 | 13.0 | ● 5p 30-9p |
| 19 | 51.3 | 51.7 | 52.6 | 13.4 | 13.2 | 13.0 | 15.0 | 12.0 | 10.9 | 11.0 | 10.8 | 96 | 98 | 97 | N | 5 | N | 4 | N | 1 | 10 | 10 | 10 | 1.2 | ● 3a-2p30; ≡ 2p-11p |
| 20 | 54.7 | 56.6 | 56.7 | 13.0 | 13.0 | 13.3 | 13.9 | 12.0 | 11.2 | 11.2 | 11.0 | 00 | 00 | 97 | NE | 2 | W | 1 | N | 1 | 10 | 10 | 10 | 11.7 | ‖ 7a-7a30; ≡ 7a-30 |
| 21 | 56.2 | 52.6 | 51.6 | 13.9 | 14.8 | 14.0 | 17.0 | 12.0 | 11.5 | 12.1 | 11.5 | 98 | 97 | 97 | NE | 1 | SW | 3 | SW | 3 | 10 | 4 | 0 | — | |
| 22 | 50.7 | 50.7 | 51.8 | 13.0 | 14.2 | 12.6 | 18.4 | 11.8 | 8.3 | 11.8 | 10.6 | 75 | 96 | 98 | SSE | 1 | SW | 4 | NW | 1 | 1 | 8 | 10 | — | ≡ 2p-8p30 |
| 23 | 51.5 | 51.6 | 49.4 | 12.8 | 13.6 | 13.6 | 14.2 | 11.6 | 10.8 | 11.3 | 11.3 | 98 | 98 | 98 | N | 4 | N | 4 | N | 6 | 10 | 10 | 10 | — | ● 10p-MN |
| 24 | 51.3 | 49.6 | 48.3 | 13.3 | 14.0 | 13.9 | 14.3 | 11.7 | 11.4 | 11.5 | 11.5 | 00 | 97 | 98 | NNE | 8 | W | 4 | N | 5 | 10 | 10 | 10 | 7.0 | ● 2a-7a, ● 6p-MN |
| 25 | 46.5 | **45.6** | 46.4 | 14.0 | 13.9 | 13.6 | 14.0 | 13.0 | 11.9 | 11.5 | 11.3 | 00 | 98 | 98 | N | 5 | N | 4 | NW | 2 | 10 | 10 | 10 | **16.0** | ● MN-9p |
| 26 | 48.6 | 50.3 | 48.6 | 14.0 | 15.0 | 12.0 | 15.3 | 11.7 | 11.2 | 12.3 | 10.3 | 95 | 97 | 99 | NW | 4 | NW | 3 | NW | 3 | 10 | 8 | 10 | 5.7 | ● 7a-8a |
| 27 | 51.8 | 52.8 | 52.6 | 13.0 | 15.4 | 13.5 | 16.0 | 11.5 | 10.6 | 12.2 | 11.2 | 96 | 93 | 98 | NW | 4 | SW | 3 | NW | 2 | 2 | 1 | 2 | 3.0 | ● 2p-8p30 |
| 28 | 48.1 | 52.5 | 55.8 | 13.4 | 14.9 | 11.5 | 14.9 | 9.0 | 10.9 | 10.0 | 8.3 | 96 | 80 | 82 | NW | 7 | SW | 3 | SW | 2 | 8 | 4 | 1 | 2.5 | |
| 29 | 58.0 | 59.1 | **59.9** | 11.5 | 12.6 | 11.0 | 14.9 | 9.0 | 7.4 | 10.5 | 8.6 | 74 | 97 | 87 | SW | 1 | S | 3 | SW | 3 | 0 | 0 | 0 | — | |
| 30 | 59.2 | 59.2 | 59.3 | 9.5 | 14.6 | 13.0 | 15.5 | 8.3 | 7.1 | 9.8 | 10.2 | 80 | 80 | 93 | S | 2 | S | 1 | C | 0 | 1 | 6 | 10 | — | |
| Pro. Mit. | 53.3 | 53.1 | 53.6 | 12.2 | 13.9 | 12.4 | 15.3 | 10.2 | 9.8 | 10.8 | 9.8 | 93 | 92 | 91 | | 2.5 | | 2.6 | | 1.8 | 6.8 | 5.7 | 5.0 | 62.6 | |

**CONCEPCION** (H = 15 m) **ABRIL 1912** φ = 36° 50′ S λ = 73° 03′ W $C_g$ = -

| | | | | | | | | | | | | | | | | | | | | | | | | | |
|---|---|---|---|---|---|---|---|---|---|---|---|---|---|---|---|---|---|---|---|---|---|---|---|---|---|
| 1 | 61.0 | 58.2 | 58.2 | 11.4 | 21.0 | 11.6 | 21.5 | 8.0 | 9.6 | 11.6 | 9.5 | 95 | 63 | 93 | C | 0 | S | 2 | C | 0 | 0 | 0 | 0 | — | |
| 2 | 58.5 | 61.0 | 63.3 | 8.6 | 15.8 | 11.0 | 18.0 | 8.0 | 7.9 | 8.6 | 9.4 | 95 | 64 | 95 | C | 0 | S | 1 | C | 0 | 8 | 10 | 2 | — | |
| 3 | 65.1 | 63.4 | 64.3 | 12.2 | 20.6 | 10.0 | 21.0 | 7.0 | 9.0 | 9.7 | 8.7 | 85 | 54 | 95 | C | 0 | S | 2 | C | 0 | 8 | 8 | 1 | — | |
| 4 | 65.1 | 61.6 | 62.4 | 4.4 | 20.8 | 9.8 | 21.0 | **3.2** | 5.9 | 8.5 | 8.2 | 94 | 47 | 90 | C | 0 | S | 2 | C | 0 | 0 | 0 | 0 | — | ⊳ an |
| 5 | 59.3 | 56.0 | 56.9 | 5.4 | 20.2 | 10.2 | 21.5 | 4.5 | 6.1 | 8.8 | 8.9 | 92 | 50 | 95 | C | 0 | S | 2 | C | 0 | 0 | 0 | 0 | — | ⊳ an |
| 6 | 59.3 | 58.6 | 59.9 | 6.0 | 14.0 | 10.5 | 15.8 | 5.2 | 6.6 | 9.2 | 8.9 | 94 | 77 | 94 | C | 0 | N | 3 | C | 0 | 10 | 10 | 0 | – | |
| 7 | 61.9 | 62.2 | 64.2 | 5.4 | 17.0 | 12.8 | 18.5 | 4.0 | 6.5 | 8.7 | 5.6 | 97 | 60 | 51 | NW | 1 | SW | 2 | S | 2 | 10 | 8 | 8 | — | ⊳ an |
| 8 | 63.3 | 58.8 | 58.9 | 8.8 | 23.6 | 17.4 | 23.8 | 7.4 | 3.7 | 2.6 | **1.9** | 44 | **12** | 14 | S | 1 | S | 4 | S | 4 | 0 | 0 | 0 | — | |
| 9 | 58.9 | 57.2 | 57.3 | 8.4 | 23.6 | 10.2 | **26.5** | 8.0 | 4.6 | 5.9 | 7.3 | 56 | 27 | 79 | C | 0 | SW | 2 | C | 0 | 0 | 0 | 2 | — | |
| 10 | 58.3 | 58.5 | 59.4 | 9.4 | 17.6 | 12.0 | 19.0 | 6.0 | 8.0 | 9.9 | 10.0 | 90 | 66 | 96 | C | 0 | N | 3 | N | 1 | 0 | 8 | 8 | — | ⊳ an |
| 11 | 58.7 | 59.0 | 58.7 | 11.4 | 14.2 | 12.4 | 17.8 | 9.8 | 9.2 | 9.6 | 10.3 | 91 | 80 | 96 | C | 0 | N | 1 | N | 1 | 10 | 10 | 10 | — | |
| 12 | 60.7 | 60.9 | 61.3 | 11.0 | 14.4 | 8.0 | 16.5 | 7.5 | 8.7 | 8.8 | 7.2 | 88 | 72 | 90 | N | 1 | SW | 2 | C | 0 | 10 | 3 | 3 | — | |
| 13 | 61.2 | 58.6 | 59.0 | 4.6 | 19.0 | 10.0 | 20.6 | 9.2 | 6.0 | 9.7 | 8.3 | 94 | 59 | 90 | C | 0 | SW | 2 | C | 0 | 8 | 8 | 7 | — | |
| 14 | 58.8 | 57.1 | 58.3 | 10.2 | 18.2 | 11.8 | 20.8 | 8.4 | 8.6 | 9.6 | 9.4 | 93 | 61 | 91 | C | 0 | SW | 2 | C | 0 | 8 | 8 | 2 | — | |
| 15 | 59.7 | 60.7 | 60.7 | 12.0 | 18.0 | 12.4 | 19.5 | 11.4 | 9.5 | 9.9 | 10.3 | 91 | 65 | 96 | C | 0 | N | 2 | C | 0 | 10 | 4 | 0 | — | |
| 16 | 60.5 | 59.9 | 61.3 | 11.6 | 16.4 | 13.0 | 17.8 | 9.8 | 9.7 | 10.7 | 10.7 | 95 | 77 | 96 | C | 0 | SW | 1 | C | 0 | 10 | 10 | 10 | — | ‖ 8p; ≡ am |
| 17 | 61.7 | 61.7 | 62.8 | 12.4 | 15.6 | 14.8 | 17.8 | 12.0 | 10 5 | 12.2 | 11.8 | 98 | 92 | 94 | NNW | 1 | N | 2 | C | 0 | 10 | 10 | 10 | 3.4 | ● [1] a interv todo el dia |
| 18 | 62.2 | 60.3 | 59.1 | 12.2 | 19.8 | 14.8 | 22.0 | 11.2 | 10.4 | 13.3 | 12.1 | 98 | 78 | 96 | C | 0 | SW | 1 | C | 0 | 10 | 8 | 3 | 16.6 | |
| 19 | 58.7 | 58.0 | 59.5 | 14.6 | 14.4 | 13.8 | 16.0 | 13.8 | 11.6 | 11.7 | 11.5 | 94 | 96 | 98 | C | 0 | N | 2 | C | 0 | 10 | 10 | 10 | 6.7 | ● [1] todo el dia, n |
| 20 | 61.5 | 62.3 | 62.7 | 14.2 | 16.4 | 14.8 | 16.8 | 13.5 | 11.8 | 12.6 | 12.3 | 98 | 90 | 98 | C | 0 | N | 1 | C | 0 | 10 | 10 | 10 | **32.6** | |
| 21 | 62.6 | 59.1 | 59.3 | 13.2 | 22.0 | 13.2 | 23.0 | 12.5 | 11.1 | **13.7** | 11.1 | 98 | 70 | 98 | C | 0 | SSW | 2 | C | 0 | 8 | 4 | 0 | — | |
| 22 | 57.7 | 57.2 | 57.9 | 10.6 | 18.4 | 13.2 | 21.0 | 10.0 | 9.3 | 12.9 | 11.1 | 98 | 82 | 98 | C | 0 | SW | 2 | C | 0 | 1 | 8 | 10 | — | ⊳ |
| 23 | 58.3 | 57.6 | 56.5 | 13.4 | 15.4 | 14.6 | 16.5 | 12.0 | 10.1 | 11.2 | 11.9 | 88 | 86 | 96 | N | 1 | NNW | 3 | N | 3 | 10 | 10 | 10 | — | |
| 24 | 57.5 | 56.5 | 55.7 | 14.6 | 16.4 | 14.8 | 16.5 | 13.2 | 11.9 | 12.0 | 11.5 | 96 | 86 | 92 | N | 4 | N | 1 | N | 2 | 10 | 10 | 10 | 23.8 | ● [1] an |
| 25 | 53.4 | 52.9 | **52.8** | 15.2 | 15.4 | 14.0 | 16.0 | 13.8 | 12.6 | 12.3 | 11.4 | 98 | 94 | 96 | N | 3 | N | 4 | N | 3 | 10 | 10 | 10 | 14.2 | ● [1] todo el dia, n |
| 26 | 54.9 | 56.7 | 56.4 | 14.8 | 16.4 | 13.4 | 16.8 | 12.8 | 12.1 | 12.3 | 11.0 | 96 | 88 | 96 | C | 0 | N | 4 | N | 2 | 10 | 10 | 10 | 18.1 | ● en el dia |
| 27 | 58.0 | 59.4 | 59.5 | 13.2 | 18.0 | 13.6 | 18.5 | 12.5 | 10.1 | 10.7 | 10.9 | 89 | 70 | 94 | NW | 1 | NW | 2 | C | 0 | 8 | 8 | 2 | 8.0 | ● [1] n |
| 28 | 56.0 | 58.4 | 62.1 | 13.8 | 16.2 | 12.2 | 18.5 | 5.0 | 10.3 | 9.1 | 9.8 | 87 | 66 | 92 | N | 2 | NW | 2 | C | 0 | 10 | 8 | 3 | 8.0 | ● [2] 7a20-8a; ⌜ 7a30-7a |
| 29 | 65.8 | 66.2 | 65.7 | 7.2 | 15.6 | 11.2 | 16.5 | 5.2 | 7.4 | 8.2 | 9.5 | 97 | 62 | 95 | C | 0 | SSW | 1 | C | 0 | 0 | 3 | 0 | 13.4 | ● an |
| 30 | **67.2** | 66.2 | 65.9 | 4.8 | 16.2 | 12.8 | 16.8 | 4.2 | 6.3 | 8.1 | 10.1 | 97 | 59 | 91 | C | 0 | SW | 2 | C | 0 | 0 | 7 | 10 | — | ⊳ an |
| Pro. Mit. | 60.2 | 59.5 | 60.0 | 10.5 | 17.7 | 12.5 | 19.1 | 9.0 | 8.8 | 10.1 | 9.7 | 91 | 68 | 90 | | 0.5 | | 2.1 | | 0.6 | 6.6 | 6.8 | 5.0 | 144.8 | |

Barómetro reducido a 0°C y a gravedad normal.

Barometer reduciert auf 0°C und Normals

**A TUMBES** (H = 90 m) **ABRIL 1912** φ = 36° 36′ S λ = 73° 06′ W $h_a$ = --

| p. a la mp. | Velocidad del viento Windgeschwindigkeit | | | | | | | Nubes (clase y dirección) Wolken (Art und Richtung) | | | Agua caída Niederschlag | | | Evaporación Verdunstung | | | |
|---|---|---|---|---|---|---|---|---|---|---|---|---|---|---|---|---|---|
| | m/minuto | | | km | | | | | | | mm | | | mm | | | |
| Min. | 7a | 2p | 9p | 9p-7a | 7a-2p | 2p-9p | 7a-7a | k/1h | 7a | 2p | 9p | 7a | 2p | 9p | 7a | 2p | 9p | 7a-7a |
| | | | | | | | | | str | | | — | — | — | | | | |
| | | | | | | | | | str | a-str | ci-str | — | — | — | | | | |
| | | | | | | | | | fr-ni | cu-ni | | — | — | — | | | | |
| | | | | | | | | | | | | — | — | — | | | | |
| | | | | | | | | | | | | — | — | — | | | | |
| | | | | | | | | | str | str | str | — | — | — | | | | |
| | | | | | | | | | ci | ci | ci | — | — | — | | | | |
| | | | | | | | | | | | | — | — | — | | | | |
| | | | | | | | | | | | | — | — | — | | | | |
| | | | | | | | | | fr-ni | | | — | — | — | | | | |
| | | | | | | | | | fr-ni | cu-ni | cu-ni | — | — | — | | | | |
| | | | | | | | | | a-str | a-str | ci-cu | — | — | — | | | | |
| | | | | | | | | | str | str | | — | — | — | | | | |
| | | | | | | | | | fr-str | fr-ni | str | — | — | — | | | | |
| | | | | | | | | | fr-str | cu-ni | | — | — | — | | | | |
| | | | | | | | | | | | | -- | — | 0.0 | | | | |
| | | | | | | | | | fr-cu | fr-cu | cu-ni | 2.5 | 13.0 | — | | | | |
| | | | | | | | | | fr-cu | fr-cu | fr-cu | — | -- | 0.5 | | | | |
| | | | | | | | | | ni | ni | ni | 0.7 | 11.0 | 0.2 | | | | |
| | | | | | | | | | ni | ni | ni | 0.5 | — | — | | | | |
| | | | | | | | | | fr-str | fr-cu | | — | — | — | | | | |
| | | | | | | | | | ci-str | str SW | fr-str | -- | — | — | | | | |
| | | | | | | | | | str | str | str | — | — | — | | | | |
| | | | | | | | | | ni N | ni N | ni N | 7.0 | 1.0 | 15.0 | | | | |
| | | | | | | | | | ni N | ni N | ni N | — | 3.5 | 2.0 | | | | |
| | | | | | | | | | ni N | cu-ni | ni N | 0.2 | 1.0 | — | | | | |
| | | | | | | | | | cu-ni NW | ci-cu | cu-ni | 2.0 | 1.5 | 1.0 | | | | |
| | | | | | | | | | cu-ni NW | a-cu | fr-cu | — | — | — | | | | |
| | | | | | | | | | | | | — | — | -- | | | | |
| | | | | | | | | | | ci | a-str, ci | — | — | — | | | | |
| | | | | | | | | | | | | -- | -- | -- | | | | |
| | | | | | | | | | | | | 12.9 | 31.0 | 18.7 | | | | |

**CEPCION** (H = 15 m) **ABRIL 1912** φ = 36° 50′ S λ = 73° 03′ W $h_a$ = 15 m

| | | | | | | | | | | | | | | | | | | |
|---|---|---|---|---|---|---|---|---|---|---|---|---|---|---|---|---|---|---|
| 0 | 100 | 0 | 8.8 | 54.8 | 29.2 | 83.5 | 3.5 | | | | — | — | — | 0.1 | 1.0 | 0.9 | 4.4 |
| 0 | 95 | 0 | 6.8 | 31.9 | 9.7 | 90.8 | 3.8 | ci-cu | ci | str | — | — | — | 0.1 | 0.4 | 1.2 | 2.0 |
| 0 | 120 | 0 | 4.2 | 31.2 | 19.3 | 45.8 | 1.9 | str-cu | str | | — | — | — | 0.1 | 1.9 | 1.3 | 1.7 |
| 0 | 130 | 0 | 17.8 | 41.7 | 31.0 | 68.3 | 2.8 | | | | — | — | — | 0.1 | 2.2 | 1.8 | 3.3 |
| 0 | 100 | 0 | 8.6 | 34.8 | 30.0 | 81.3 | 3.4 | | | | — | — | -- | 0.1 | 2.1 | 1.5 | 4.1 |
| 0 | 170 | 0 | 10.0 | 26.3 | 22.5 | 74.8 | 3.1 | a-str | a-tsr | | — | — | — | 0.1 | 0.6 | 0.5 | 3.7 |
| 35 | 130 | 120 | 12.2 | 15.0 | 84.0 | 61.0 | 2.5 | ci-cu | ci-cu | ci-cu | — | — | -- | 0.0 | 0.6 | 2.2 | 1.1 |
| 50 | 270 | 280 | 35.1 | 54.6 | 139.7 | 134.1 | 5.6 | | | | — | — | — | 0.2 | 3.0 | 1.2 | 3.0 |
| 0 | 95 | 0 | 3.8 | 31.5 | 21.4 | **198.1** | **8.3** | | | str | — | — | — | 0.4 | 3.3 | 2.3 | 4.6 |
| 0 | 175 | 25 | 12.2 | 92.5 | 27.2 | 65.1 | 2.7 | | ci-str | | — | — | — | 0.1 | 1.8 | 1.0 | **5.7** |
| 0 | 80 | 75 | 3.6 | 21.8 | 36.0 | 123.3 | 5.1 | str | str | str | — | — | — | 0.1 | 1.3 | 0.9 | 2.9 |
| 75 | 150 | 0 | 8.0 | 10.8 | 18.6 | 65.8 | 2.7 | str | cu | str | — | — | — | 0.1 | 0.9 | 0.8 | 2.3 |
| 0 | 120 | 0 | 14.2 | 25.1 | 19.6 | 43.6 | 1.8 | a-str | ci-cu | ci cu | — | -- | — | 0.0 | 1.5 | 0.6 | 1.7 |
| 0 | 95 | 0 | 6.8 | 14.6 | 16.0 | 51.5 | 2.1 | str | str | str | — | — | — | 0.0 | 1.2 | 1.0 | 2.1 |
| 20 | 100 | 0 | 13.9 | 43.7 | 20.0 | 44.5 | 1.9 | ci-cu | ci-cu | | — | — | — | 0.1 | 1.1 | 0.6 | 2.3 |
| 0 | 75 | 0 | 8.9 | 4.5 | 20.5 | 72.6 | 3.0 | str | ni | ni | — | — | — | 0.1 | 0.7 | 0.4 | 1.8 |
| 30 | 100 | 0 | 2.5 | 21.2 | 18.6 | **27.5** | **1.1** | ni | ni | ni | 3.4 | 12.8 | 3.8 | 0.0 | 0.1 | 0.0 | 1.1 |
| 0 | 70 | 0 | 7.8 | 47.4 | 13.8 | 47.6 | 2.0 | str | str | str | — | — | — | 0.0 | 0.8 | 0.6 | 0.1 |
| 20 | 120 | 0 | 8.2 | 22.7 | 15.1 | 69.4 | 2.9 | ni | ni | ni | 6.7 | 30.0 | 1.4 | 0.0 | 0.0 | 0.0 | 1.4 |
| 0 | 95 | 0 | 1.2 | 9.8 | 89.3 | 29.0 | 1.2 | ni | str-cu | str-cu | 1.2 | — | — | 0.0 | 0.1 | 0.1 | **0.0** |
| 0 | 95 | 0 | 20.7 | 31.5 | 19.4 | 119.8 | 5.0 | str | str | | — | — | — | 0.0 | 1.6 | 0.6 | 0.2 |
| 0 | 100 | 20 | 8.0 | 22.5 | 34.4 | 58.9 | 2.5 | ci-str | ci-str | str | -- | — | — | 0.0 | 1.8 | 0.2 | 2.2 |
| 55 | 175 | 170 | 34.0 | 87.4 | 62.8 | 90.9 | 3.8 | str | a-str | ni | — | — | — | 0.0 | 0.6 | 0.6 | 2.0 |
| 260 | 90 | 100 | 14.6 | 48.4 | 97.5 | 164.8 | 6.9 | ni | ni | ni | 23.8 | 1.0 | — | 0.0 | 0.2 | 0.0 | 1.2 |
| 200 | **300** | 200 | 22.7 | 91.0 | 66.1 | 168.6 | 7.0 | ni | ni | ni | 13.2 | 2.5 | 9.8 | 0.0 | 0.1 | 0.1 | 0.2 |
| 20 | 240 | 120 | 22.1 | 57.9 | 26.3 | 179.2 | 7.5 | ni | ni | ni | 5.8 | 3.2 | — | 0.0 | 0.6 | 1.0 | 0.2 |
| 35 | 170 | 0 | 23.5 | 32.0 | 24.2 | 107.7 | 4.5 | fr-cu | cu | cu | 4.8 | — | — | 0.0 | 0.6 | 0.7 | 1.6 |
| 150 | 160 | 0 | 18.3 | 48.7 | 16.9 | 74.5 | 3.1 | ni | ni | str-cu | 8.0 | 8.2 | — | 0.0 | 0.8 | 0.2 | 1.3 |
| 0 | 70 | 0 | 8.9 | 34.0 | 32.4 | 74.5 | 3.1 | | ci-str | str | 5.2 | — | — | 0.1 | 0.4 | 1.0 | 1.1 |
| 0 | 95 | 0 | 9.2 | 15.9 | 21.3 | 75.6 | 3.2 | | str | | — | — | — | 0.1 | 1.1 | 1.8 | 1.5 |
| 32 | 130 | 37 | 12.6 | 36.5 | 36.1 | 86.4 | 3.6 | | | | 72.1 | 57.7 | 15.0 | 1.9 | 32.4 | 25.1 | 60.8 |

observaciones se efectuaron según hora oficial de Chile (75° de long.)

Alle Beobachtungen nach chilenischer Einheitszeit (75° Länge).

**CONTULMO** (H = 50 m) **ABRIL 1912** φ = 38° 02′ S λ = 73° 12′ W $C_g$ =

| Dia / Tag | Barómetro / Barometer 700 mm + | | | Temperatura del aire / Lufttemperatur C° | | | | | Humedad absoluta / Absolute Feuchtigkeit mm | | | Humedad relativa / Relative Feuchtigkeit % | | | Dirección y fuerza del viento / Richtung und Stärke des Windes 0—12 B. | | | | | | Nebulosidad / Bewölkung 0—10 | | | Agua caída / Niederschlag mm | Notas / Bemerkungen |
|---|---|---|---|---|---|---|---|---|---|---|---|---|---|---|---|---|---|---|---|---|---|---|---|---|
| | 7a | 2p | 9p | 7a | 2p | 9p | Max. | Min. | 7a | 2p | 9p | 7a | 2p | 9p | 7a | | 2p | | 9p | | 7a | 2p | 9p | 7a-7a | |
| 1 | 60.6 | 58.1 | 58.0 | 13.2 | 18.9 | 8.3 | | | 9.7 | 10.9 | 7.8 | 87 | 67 | 96 | E | 4 | SE | 3 | S | 1 | 6 | 2 | 0 | 3.1 | ||| MN-2a40 |
| 2 | 58.3 | 60.6 | 62.9 | 7.5 | 15.7 | 7.2 | | | 7.3 | 8.9 | 7.1 | 94 | 66 | 94 | W | 1 | W | 2 | W | 1 | 6 | 8 | 4 | — | ⊅ |
| 3 | 64.9 | 63.7 | 64.9 | 9.5 | 20.6 | 7.7 | | | 6.6 | 8.6 | 6.9 | 75 | 47 | 89 | SE | 3 | SE | 4 | S | 3 | 1 | 0 | 0 | — | ⊅ ⊅ |
| 4 | 64.8 | 63.2 | 63.5 | 5.4 | 21.6 | 11.4 | | | 5.8 | 9.5 | 7.0 | 86 | 50 | 70 | S | 4 | S | 3 | S | 3 | 0 | 0 | 0 | — | ⊅ |
| 5 | 59.4 | 56.0 | 56.4 | 10.0 | 23.4 | 7.7 | | | 5.9 | 10.2 | 7.6 | 64 | 48 | 98 | S | 6 | W | 4 | SW | 2 | 0 | 0 | 0 | — | |
| 6 | 56.8 | 57.1 | 59.5 | 7.1 | 18.4 | 4.8 | | | 7.3 | 8.4 | 6.1 | 98 | 54 | 96 | S | 2 | W | 2 | W | 2 | 10 | 2 | 3 | — | ⊅ |
| 7 | 59.9 | 61.5 | 64.4 | 9.0 | 15.8 | 9.6 | | | 7.6 | 9.3 | 5.7 | 89 | 69 | 64 | W | 2 | SW | 3 | S | 3 | 9 | 9 | 0 | — | ⊅ |
| 8 | 65.1 | 63.3 | 61.9 | 7.2 | 20.1 | 12.6 | | | 4.5 | 5.7 | 5.1 | 60 | 33 | 47 | S | 6 | E | 6 | S | 3 | 0 | 0 | 0 | — | |
| 9 | 60.3 | 57.5 | 57.7 | 9.2 | 23.9 | 16.3 | | | **4.1** | 6.7 | 5.7 | 47 | **31** | 42 | S | 3 | E | 5 | S | 3 | 0 | 0 | 0 | — | |
| 10 | 56.4 | 57.2 | 59.1 | 14.3 | 24.6 | 8.2 | | | 4.2 | 11.3 | 7.9 | 35 | 49 | 98 | S | 6 | S | 4 | C | 0 | 0 | 2 | 0 | — | |
| 11 | 58.6 | 58.0 | 59.1 | 6.5 | 17.9 | 11.4 | | | 7.1 | 10.4 | 9.2 | **99** | 68 | 92 | S | 1 | W | 2 | S | 2 | 10 | 1 | 10 | — | ⊅ |
| 12 | 59.4 | 60.7 | 61.4 | 10.3 | 14.0 | 8.5 | | | 8.3 | 9.4 | 7.4 | 89 | 79 | 89 | E | 4 | S | 3 | S | 2 | 9 | 10 | 0 | — | ⊅ |
| 13 | 60.7 | 59.4 | 60.2 | 9.7 | 16.4 | 6.8 | | | 7.9 | 10.0 | 7.1 | 88 | 72 | 96 | SE | 2 | W | 2 | W | 1 | 9 | 5 | 0 | — | ⊅ |
| 14 | 59.0 | 57.2 | 58.9 | 8.4 | 20.3 | 11.2 | | | 8.0 | 11.2 | 9.3 | 97 | 63 | 94 | S | 1 | W | 2 | W | 1 | 8 | 6 | 9 | — | ⊅ |
| 15 | 59.5 | 59.6 | 59.8 | 10.3 | 15.1 | 11.9 | | | 8.5 | 10.2 | 9.9 | 92 | 80 | 96 | S | 2 | S | 1 | S | 1 | 10 | 10 | 5 | — | ⊅ |
| 16 | 59.2 | 58.9 | 60.4 | 11.4 | 15.1 | 12.0 | | | 9.6 | 11.0 | 9.9 | 96 | 86 | 96 | S | 1 | C | 0 | S | 1 | 10 | 10 | 10 | — | ● 9p40-MN; ⊅ |
| 17 | 60.5 | 60.2 | 61.9 | 10.4 | 18.3 | 14.3 | | | 8.9 | 11.9 | 11.6 | 95 | 77 | 96 | S | 1 | SW | 1 | SW | 2 | 10 | 10 | 10 | 0.2 | ● 3p45-9p10; ⊅ |
| 18 | 60.9 | 58.4 | 57.6 | 12.6 | 21.9 | 15.0 | | | 10.3 | 12.8 | 11.7 | 96 | 66 | 92 | S | 1 | SW | 1 | SW | 1 | 10 | 10 | 10 | 3.8 | ●² 5p30-MN |
| 19 | 55.5 | 55.9 | 57.2 | 15.2 | 19.9 | 14.4 | | | 12.0 | 12.3 | 10.2 | 93 | 72 | 84 | NW | 4 | NW | 4 | S | 1 | 10 | 8 | 1 | **40.8** | ●² MN-9a20 |
| 20 | 58.8 | 60.0 | 61.4 | 15.6 | 18.2 | 14.5 | | | 11.6 | 12.2 | 11.7 | 88 | 78 | 96 | NW | 4 | NW | 4 | NW | 1 | 10 | 10 | 10 | 2.5 | ● 5a30-7a30 |
| 21 | 61.2 | 58.7 | 58.6 | 11.5 | 25.3 | 14.0 | | | 9.9 | 13.0 | 11.5 | 98 | 55 | 97 | W | 2 | W | 4 | W | 2 | 1 | 2 | 10 | 0.3 | |
| 22 | 56.9 | 55.9 | 57.2 | 10.4 | 23.7 | 13.5 | | | 8.9 | **13.8** | 10.7 | 95 | 60 | 94 | W | 1 | W | 4 | W | 2 | 4 | 1 | 10 | — | |
| 23 | 56.2 | 55.4 | 54.2 | 11.4 | 19.1 | 15.4 | | | 9.6 | 11.9 | 10.7 | 96 | 73 | 82 | NW | 3 | NW | 4 | NW | 2 | 3 | 10 | 10 | — | ● 10p10-MN |
| 24 | 55.0 | 55.6 | 53.5 | 15.3 | 19.8 | 15.7 | | | 11.7 | 12.1 | 11.7 | 90 | 70 | 88 | NW | 3 | NW | 3 | NW | 3 | 10 | 10 | 10 | 6.5 | ● MN-7a, 9p25-MN |
| 25 | 51.6 | **50.5** | 51.2 | 14.7 | 16.3 | 14.3 | | | 11.8 | 11.5 | 10.6 | 94 | 83 | 88 | NW | 3 | NW | 4 | NW | 5 | 10 | 10 | 10 | 11.7 | ●² MN-10p |
| 26 | 52.8 | 53.4 | 52.8 | 12.3 | 16.4 | 13.2 | | | 9.1 | 10.7 | 10.6 | 87 | 77 | 88 | NW | 6 | NW | 6 | NW | 6 | 10 | 8 | 10 | 37.8 | ● a interv 7a-MN |
| 27 | 55.8 | 56.2 | 56.0 | 13.3 | 17.2 | 14.2 | | | 8.8 | 9.5 | 9.1 | 77 | 65 | 76 | NW | 5 | W | 5 | NW | 6 | 9 | 6 | 10 | 20.9 | ● MN-7a, 10p-MN |
| 28 | 52.7 | 56.1 | 60.4 | 9.4 | 8.6 | 7.4 | | | 8.2 | 6.7 | 7.1 | 93 | 81 | 93 | NW | 3 | W | 6 | W | 3 | 10 | 6 | 10 | 15.9 | ● a interv MN-MN |
| 29 | 63.7 | 64.1 | **65.5** | 3.4 | 16.3 | 4.8 | | | 5.5 | 7.6 | 6.1 | 95 | 55 | 96 | S | 2 | SW | 3 | SW | 2 | 0 | 2 | 0 | 19.3 | |
| 30 | 64.6 | 63.4 | 63.8 | 6.8 | 13.0 | 12.3 | | | 6.8 | 8.8 | 10.0 | 93 | 80 | 95 | SW | 2 | NW | 3 | NW | 2 | 4 | 10 | 10 | — | |
| Pro. Mit. | 59.0 | 58.5 | 59.3 | 10.4 | 18.5 | 11.3 | | | 8.2 | 10.2 | 8.8 | 86 | 65 | 87 | | 2.9 | | 3.3 | | 2.2 | 6.3 | 5.6 | 5.4 | 162.8 | |

**ISLA MOCHA (W)** (H = 20 m) **ABRIL 1912** φ = 38° 21′ S λ = 73° 58′ W $C_g$ =

| | | | | | | | | | | | | | | | | | | | | | | | | | |
|---|---|---|---|---|---|---|---|---|---|---|---|---|---|---|---|---|---|---|---|---|---|---|---|---|---|
| 1 | 63.4 | 61.0 | 60.7 | 12.0 | 12.2 | 12.0 | 14.3 | 9.6 | 8.0 | 7.8 | 7.7 | 76 | 74 | 74 | S | 2 | S | 2 | S | 2 | 10 | 0 | 0 | — | |
| 2 | 60.4 | 62.7 | 65.2 | 12.2 | 12.1 | 12.7 | 15.0 | 10.0 | 7.8 | 7.8 | 9.4 | 74 | 73 | 87 | S | 2 | S | 2 | S | 2 | 5 | 10 | 10 | — | |
| 3 | 67.3 | 67.9 | 67.7 | 11 6 | 12.6 | 12.5 | 14.0 | 9.8 | 8.2 | 10.1 | 10.1 | 80 | 93 | 94 | S | 3 | S | 3 | S | 3 | 10 | 0 | 0 | — | |
| 4 | 67.8 | 66.8 | 65.1 | 11.4 | 12.3 | 11.8 | 17.0 | 9.0 | 9.8 | 10.3 | 9.3 | 98 | 97 | 91 | S | 3 | S | 3 | S | 4 | 0 | 0 | 0 | — | |
| 5 | 61.7 | 58.8 | 58.3 | 11.5 | 12.4 | 12.0 | 14.0 | 8.0 | 6.9 | 7.8 | 8.0 | 69 | 73 | 76 | S | 4 | S | 4 | S | 3 | 0 | 0 | 0 | — | |
| 6 | 58.9 | 59.7 | 60.7 | 11.3 | 11.5 | 12.0 | 15.0 | 9.0 | 8.1 | 8.1 | 7.8 | 82 | 81 | 75 | S | 3 | S | 2 | S | 1 | 5 | 4 | 10 | — | |
| 7 | 61.2 | 64.5 | 67.1 | 11.4 | 12.4 | 12.0 | 14.2 | 9.0 | 8.3 | 8.1 | 9.2 | 83 | 76 | 89 | N | 1 | S | 1 | S | 2 | 10 | 0 | 0 | — | ●¹ 8a35-10a5 |
| 8 | **68.1** | 67.2 | 65.4 | 10.0 | 10.8 | 11.8 | 12.8 | **4.5** | **5.9** | 6.3 | 6.9 | **64** | 65 | 67 | S | 3 | S | 3 | S | 3 | 0 | 0 | 0 | 0.4 | |
| 9 | 62.4 | 60.9 | 60.7 | 10.7 | 12.6 | 13.2 | 17.1 | 6.2 | 7.3 | 9.4 | 10.0 | 76 | 88 | 89 | S | 3 | S | 2 | S | 2 | 0 | 0 | 0 | — | |
| 10 | 58.7 | 58.8 | 60.5 | 12.0 | 12.9 | 11 3 | 15.0 | 9.0 | 9.7 | 9.9 | 8.4 | 94 | 90 | 84 | S | 1 | S | 1 | N | 1 | 0 | 0 | 10 | — | ≡² 7p50-MN |
| 11 | 60.2 | 60.2 | 60.7 | 10.3 | 10.9 | 10.0 | 13.6 | 7.1 | 7.7 | 7.5 | 7.7 | 82 | 76 | 84 | N | 1 | NW | 1 | N | 1 | 10 | 10 | 10 | — | ≡ MN-0a50 |
| 12 | 62.2 | 63.1 | 63.6 | 10.2 | 12.4 | 10.0 | 13.0 | 8.0 | 9.0 | 7.7 | 7.3 | 97 | 72 | 80 | NE | 1 | NW | 1 | N | 1 | 10 | 10 | 0 | — | |
| 13 | 62.9 | 62.0 | 62.3 | 10.1 | 10.2 | 11.0 | 12.8 | 6.9 | 7.7 | 8.9 | 8.2 | 83 | 96 | 83 | SE | 1 | S | 1 | S | 1 | 10 | 10 | 10 | — | |
| 14 | 61.1 | 60.6 | 60.5 | 10.4 | 11.0 | 11.6 | **18.0** | 7.5 | 9.4 | 9.5 | 8.2 | 00 | 97 | 80 | S | 2 | S | 1 | S | 1 | 10 | 10 | 10 | — | |
| 15 | 61.0 | 61.1 | 61.7 | 10.0 | 12.0 | 12.0 | 15.0 | 8.6 | 7.8 | 8.0 | 7.7 | 86 | 76 | 74 | N | 1 | N | 1 | N | 1 | 10 | 10 | 10 | — | ≡ 2a15-8a30 |
| 16 | 60.9 | 60.6 | 62.1 | 12.5 | 13.0 | 13.0 | 14.6 | 11.0 | 10.1 | 10.6 | 10.4 | 94 | 96 | 94 | NE | 1 | N | 1 | N | 1 | 10 | 10 | 10 | — | ●¹ 11a15-1p40 |
| 17 | 62.3 | 61.8 | **63.1** | 12.9 | 15.2 | 14.2 | 17.1 | 11.0 | 9.7 | 9.6 | 9.1 | 88 | 74 | 76 | N | 1 | N | 1 | N | 1 | 10 | 7 | 10 | 1.1 | |
| 18 | 62.3 | 60.3 | 57.7 | 14.0 | 15.0 | 15.0 | 16.0 | 11.0 | 10.6 | 11.3 | 9.9 | 90 | 89 | 78 | NNE | 1 | NNE | 2 | N | 2 | 10 | 10 | 10 | — | ●¹ 3p5-MN [≡² |
| 19 | 56.7 | 57.7 | 57.9 | 14.0 | 14.2 | 14.0 | 15.8 | 6.9 | 10.6 | 10.4 | 10.0 | 90 | 87 | 85 | N | 1 | N | 2 | N | 2 | 10 | 10 | 10 | 13.4 | ●² MN-1a20, ||| ¹ 1a20 |
| 20 | 59.8 | 61.2 | 62.5 | 14.0 | 14.5 | 14.0 | 15.0 | 14.0 | 11.9 | 11.6 | 11.9 | 00 | 95 | 00 | N | 2 | N | 2 | N | 2 | 10 | 10 | 10 | 0.4 | ≡² MN-2a10, 6a-MN |
| 21 | 62.5 | 60.9 | 60.7 | 14.2 | 13.4 | 11.0 | 16.0 | 10.0 | 10.3 | 10.0 | 9.8 | 86 | 88 | 00 | N | 1 | N | 1 | N | 1 | 10 | 10 | 10 | 1.3 | ||| ² MN-5a55, 6p-11p3 |
| 22 | 58.9 | 58.1 | 57.9 | 12.4 | 11.1 | 13.6 | 15.0 | 10.0 | 10.7 | 10.5 | 10.7 | 00 | 88 | 93 | NW | 1 | NW | 1 | N | 1 | 8 | 2 | 0 | 0.4 | ≡₂ 4p35-7p50 |
| 23 | 56.3 | 56.1 | 54.3 | 14.0 | 14.0 | 12.9 | 14.6 | 9.1 | 9.9 | 11.6 | 9.9 | 84 | 98 | 90 | NE | 2 | NE | 4 | NE | 4 | 10 | 10 | 10 | — | ●² 1p45-MN; ≡ MN- |
| 24 | 54.8 | 53.6 | 53.7 | 14.6 | 15.0 | 14.8 | 15.6 | 10.2 | 10.2 | 11.3 | 10.1 | 83 | 89 | 81 | N | 2 | NE | 3 | N | 4 | 10 | 10 | 10 | 19.2 | ●² MN-3a35 |
| 25 | 51.7 | 50.9 | **50.8** | 14.0 | 14.8 | 14.0 | 15.6 | 11.0 | 10.4 | **12.5** | 11.9 | 88 | 00 | 00 | N | 5 | N | 3 | N | 1 | 10 | 10 | 10 | 3.3 | ●² a interv 3a15-9p3 |
| 26 | 52.0 | 53.0 | 52.7 | 14.2 | 15.4 | 14.4 | 15.4 | 6.8 | 11.5 | 11.3 | 10.3 | 96 | 87 | 85 | N | 2 | N | 2 | N | 2 | 10 | 10 | 10 | 20.6 | ●² 1a-3a25, 8a5-10a5 |
| 27 | 56.1 | 57.4 | 56.6 | 13.6 | 14.4 | 13.9 | 15.7 | 11.0 | 8.8 | 11.1 | 10.6 | 76 | 92 | 91 | N | 2 | NW | 2 | N | 2 | 10 | 8 | 10 | **25.0** | ●⁰ 0a35-3a10, ●¹ 6p4 |
| 28 | 53.3 | 57.7 | 59.1 | 10.4 | 11.0 | 11.8 | 14.9 | 9.2 | 8.2 | 8.3 | 7.6 | 88 | 85 | 74 | NW | 1 | W | 1 | SW | 1 | 10 | 2 | 10 | 19.5 | ●² 1a5-8a55, ● ch 11 |
| 29 | 65.5 | 66.8 | 67.5 | 9.0 | 13.4 | 9.4 | 13.9 | 7.0 | 8.3 | 8.3 | 6.6 | 97 | 73 | 73 | N | 1 | SW | 1 | W | 1 | 0 | 6 | 0 | 8.6 | ●² ch 3a5-3a55, ●⁰ 9a |
| 30 | 65.2 | 64.8 | 66.1 | 13.0 | 13.4 | 14.0 | 13.5 | 8.0 | 9.2 | 9.9 | 9.8 | 83 | 87 | 82 | N | 1 | N | 1 | N | 1 | 10 | 10 | 10 | — | |
| Pro. Mit. | 60.5 | 60.5 | 60.8 | 12.1 | 12.9 | 12.5 | 15.0 | 8.9 | 9.1 | 9.5 | 9.2 | 86 | 85 | 84 | | 1.8 | | 1.8 | | 1.8 | 7.6 | 6.3 | 6.7 | 113.2 | |

Barómetro reducido a 0°C y a gravedad normal.

Barometer reduciert auf 0°C und Normals

(1) y ●² 4p40-11p40. (2) 7p35. (3) 7p10; ≤ MN-3a, 9p40-11p. (4) 2p ●¹ 2p-11p15; ≤ a 0a30.

**ULMO** (H = 50 m) **ABRIL 1912** φ = 38° 02′ S λ = 73° 12° W $h_a$ = —

| a la mp. mp. reión. | Velocidad del viento Windgeschwindigkeit | | | | | | | | Nubes (clase y dirección) Wolken (Art und Richtung) | | | Agua caída Niederschlag | | | Evaporación Verdunstung | | | |
|---|---|---|---|---|---|---|---|---|---|---|---|---|---|---|---|---|---|---|
| | m/minuto | | | km | | | | | | | | mm | | | mm | | | |
| Min. | 7a | 2p | 9p | 9p-7a | 7a-2p | 2p-9p | 7a-7a | k/1h | 7a | 2p | 9p | 7a | 2p | 9p | 7a | 2p | 9p | 7a-7a |
| | | | | | | | | | str-cu E, fr-str | str-cu SE | | 1.6 | — | — | | | | |
| | | | | | | | | | a-cu W | a cu W | a-str W | — | — | — | | | | |
| | | | | | | | | | str SE | | | — | — | — | | | | |
| | | | | | | | | | | | | — | — | — | | | | |
| | | | | | | | | | | | | — | — | — | | | | |
| | | | | | | | | | str | str W | str W | — | — | — | | | | |
| | | | | | | | | | fr-str | str-cu SW | | — | — | — | | | | |
| | | | | | | | | | | | | — | — | — | | | | |
| | | | | | | | | | | | | — | — | — | | | | |
| | | | | | | | | | | a-str S | | — | — | — | | | | |
| | | | | | | | | | str | str W | str | — | — | — | | | | |
| | | | | | | | | | str-cu S | fr-str S | | — | — | — | | | | |
| | | | | | | | | | fr-str SE | a-str W | | — | — | — | | | | |
| | | | | | | | | | fr-str S | fr-str W | fr-str W | — | — | — | | | | |
| | | | | | | | | | str | fr-str S | fr-str S | — | — | — | | | | |
| | | | | | | | | | str | str | str | — | — | — | | | | |
| | | | | | | | | | fr-str S | fr-str | ni | 0.2 | — | 3.7 | | | | |
| | | | | | | | | | fr-str S | a-cu SW | ni SW | 0.1 | — | 1.9 | | | | |
| | | | | | | | | | ni NW | str-cu NW | str S | 37.5 | 2.3 | — | | | | |
| | | | | | | | | | ni NW | ni NW | fr-str NW | 1.6 | 0.3 | — | | | | |
| | | | | | | | | | str W | a-cu W | str | — | — | — | | | | |
| | | | | | | | | | str W | str W | str | — | — | — | | | | |
| | | | | | | | | | str NW | str-cu NW | str-cu NW | — | — | — | | | | |
| | | | | | | | | | fr-ni NW | fr-str NW | fr-ni NW | 6.5 | — | — | | | | |
| | | | | | | | | | ni NW | ni NW | ni NW | 11.7 | 18.5 | 14.2 | | | | |
| | | | | | | | | | ni NW | fr-ni NW | ni NW | 5.1 | 8.4 | 8.3 | | | | |
| | | | | | | | | | ni NW | str-cu W | ni NW | 4.2 | — | — | | | | |
| | | | | | | | | | ni NW | fr-ni NW | ni W | 15.9 | 11.0 | 0.9 | | | | |
| | | | | | | | | | | str-cu SW | | 7.4 | — | — | | | | |
| | | | | | | | | | str-cu | ni NW | ni NW | — | — | 6.9 | | | | |
| | | | | | | | | | | | | 91.8 | 40.5 | 35.9 | | | | |

**MOCHA (W)** (H = 20 m) **ABRIL 1912** φ = 38° 21′ S λ = 73° 58′ W $h_a$ = —

| | | | | | | | | | | | | | | | | | | |
|---|---|---|---|---|---|---|---|---|---|---|---|---|---|---|---|---|---|---|
| | | | | | | | | | str | | | — | — | — | | | | |
| | | | | | | | | | ci-cu N | str | str | — | — | — | | | | |
| | | | | | | | | | str | | | — | — | — | | | | |
| | | | | | | | | | | | | — | — | — | | | | |
| | | | | | | | | | | | | — | — | — | | | | |
| | | | | | | | | | a-cu NE | ci-cu N | str | — | — | — | | | | |
| | | | | | | | | | ni | | | — | 0.4 | — | | | | |
| | | | | | | | | | | | | — | — | — | | | | |
| | | | | | | | | | | | | — | — | — | | | | |
| | | | | | | | | | | | ni | — | — | — | | | | |
| | | | | | | | | | str | str | str | — | — | — | | | | |
| | | | | | | | | | str | str | | — | — | — | | | | |
| | | | | | | | | | str | str | str | — | — | — | | | | |
| | | | | | | | | | str | str | str | — | — | — | | | | |
| | | | | | | | | | ni | str | str | — | — | — | | | | |
| | | | | | | | | | ni | ni | str | — | 1.1 | — | | | | |
| | | | | | | | | | str | cu-ni | str | — | — | — | | | | |
| | | | | | | | | | str | ni | ni | — | — | 3.4 | | | | |
| | | | | | | | | | ni | ni | ni | 10.0 | 0.0 | 0.0 | | | | |
| | | | | | | | | | ni | ni | ni | 0.4 | — | — | | | | |
| | | | | | | | | | ni | ni | ni | 1.3 | — | 0.3 | | | | |
| | | | | | | | | | cu E | cu | | 0.1 | — | — | | | | |
| | | | | | | | | | ni | ni | ni | — | 0.5 | 12.4 | | | | |
| | | | | | | | | | ni | ni | ni | 6.3 | — | — | | | | |
| | | | | | | | | | ni | ni, fr-ni | ni | 3.3 | 14.2 | 2.2 | | | | |
| | | | | | | | | | ni | ni, fr-ni | ni | 4.2 | 4.4 | 15.7 | | | | |
| | | | | | | | | | ni | ni, ci-cu | ni | 4.9 | — | 1.1 | | | | |
| | | | | | | | | | ni | cu | ni | 18.4 | 4.6 | 1.9 | | | | |
| | | | | | | | | | | cu E | | 2.1 | — | — | | | | |
| | | | | | | | | | ni | ni | ni | — | 1.9 | 6.1 | | | | |
| | | | | | | | | | | | | 51.0 | 27.1 | 43.1 | | | | |

Observaciones se efectuaron según hora oficial de Chile (75° de long.)

Alle Beobachtungen nach chilenischer Einheitszeit (75° Länge).

**VALDIVIA** (H = 15 m) **ABRIL 1912** φ = 39° 48′ S λ = 73° 15′ W $C_g = {}^{-0.4}_{-0.3}$

| Día / Tag | Barómetro Barometer 700 mm + 7a | 2p | 9p | Temperatura del aire Lufttemperatur C° 7a | 2p | 9p | Max. | Min. | Humedad absoluta Absolute Feuchtigkeit mm 7a | 2p | 9p | Humedad relativa Relative Feuchtigkeit % 7a | 2p | 9p | Dirección y fuerza del viento Richtung und Stärke des Windes 0—12 B 7a | 2p | 9p | Nebulosidad Bewölkung 0—10 7a | 2p | 9p | Agua caída Niederschlag mm 7a - 7a | Notas Bemerkungen |
|---|---|---|---|---|---|---|---|---|---|---|---|---|---|---|---|---|---|---|---|---|---|---|
| 1 | 64.6 | 61.2 | 60.9 | 7.1 | 16.2 | 8.8 | 16.5 | 4.7 | 6.3 | 7.0 | 5.6 | 83 | 51 | 66 | SSE 1 | S 2 | SE 2 | 0 | 0 | 0 | 7.2 | ⌓ am |
| 2 | 61.1 | 61.9 | 65.9 | 8.8 | 13.5 | 7.4 | 14.0 | 7.0 | 6.7 | 7.2 | 6.9 | 89 | 62 | 89 | SE 1 | SE 1 | C 0 | 9 | 9 | 8 | — | |
| 3 | 68.7 | 67.8 | 68.9 | 5.6 | 15.8 | 9.2 | 16.0 | 3.4 | 6.6 | 6.8 | 6.2 | 97 | 51 | 71 | C 0 | S 2 | S 1 | 1 | 1 | 0 | — | ⌓ am; ∞ III y I |
| 4 | 68.8 | 67.1 | 67.9 | 8.6 | 15.7 | 9.7 | 16.0 | 7.2 | 6.4 | 6.7 | 5.8 | 76 | 50 | 65 | SE 1 | SSE 3 | SSE 2 | 1 | 0 | 0 | — | ⌓ am |
| 5 | 63.9 | 59.3 | 59.0 | 8.9 | 17.6 | 10.0 | 17.6 | 8.6 | 6.5 | 7.4 | 5.7 | 77 | 50 | 62 | SSE 3 | SSE 3 | SSE 2 | 3 | 0 | 0 | — | |
| 6 | 59.1 | 58.5 | 59.9 | 9.2 | 15.0 | 7.1 | 15.6 | 6.5 | 6.7 | 7.1 | 6.5 | 77 | 56 | 87 | C 0 | W 2 | C 0 | 9 | 7 | 4 | — | |
| 7 | 60.0 | 62.3 | 67.2 | 5.8 | 15.6 | 7.1 | 15.9 | 4.4 | 6.7 | 6.5 | 5.7 | 97 | 49 | 75 | C 0 | WNW 3 | SW 1 | 10 | 6 | 3 | 1.0 | ●[1] 6a-8a30 |
| 8 | **69.7** | 67.8 | 68.0 | 4.4 | 14.8 | 8.1 | 14.8 | **0.6** | 5.6 | 5.9 | **5.0** | 90 | 47 | 62 | SSE 1 | S 2 | SE 4 | 0 | 0 | 0 | 2.0 | ⌊ an |
| 9 | 65.6 | 62.0 | 62.5 | 7.5 | 18.3 | 10.8 | 18.3 | 6.0 | 6.2 | 6.9 | 5.9 | 79 | **44** | 61 | SE 3 | SE 2 | SSE 1 | 1 | 1 | 0 | — | ⌓ am |
| 10 | 61.5 | 58.6 | 60.3 | 6.1 | 22.0 | 10.4 | **22.7** | 5.2 | 6.4 | 8.7 | 8.0 | 90 | **44** | 85 | N 1 | NNW 1 | C 0 | 0 | 2 | 0 | — | ⌓ am, ≡ |
| 11 | 60.3 | 58.0 | 60.4 | 4.8 | 17.5 | 10.3 | 21.6 | 3.8 | 6.3 | 8.6 | 8.5 | 97 | 57 | 91 | C 0 | SW 2 | SSW 1 | 10 | 2 | 10 | — | ≡ |
| 12 | 61.3 | 62.0 | 63.4 | 9.5 | 12.2 | 10.7 | 12.7 | 9.2 | 8.1 | 8.2 | 7.8 | 91 | 77 | 81 | NNW 1 | W 3 | C 0 | 10 | 5 | 10 | — | ≡ |
| 13 | 63.1 | 61.0 | 62.2 | 9.0 | 14.0 | 10.8 | 15.6 | 8.6 | 8.3 | 9.1 | 8.8 | 96 | 76 | 91 | C 0 | NNW 1 | E 1 | 10 | 9 | 9 | — | |
| 14 | 61.4 | 59.9 | 60.9 | 9.6 | 15.5 | 8.7 | 16.2 | 8.6 | 8.0 | 9.2 | 8.1 | 89 | 70 | 96 | SSE 1 | NNW 1 | C 0 | 10 | 8 | 0 | — | |
| 15 | 61.5 | 59.9 | 61.9 | 5.3 | 20.8 | 10.7 | 21.0 | 4.7 | 6.6 | 8.0 | 8.8 | **99** | **44** | 92 | N 1 | NW 1 | C 0 | 10 | 4 | 10 | — | ≡ |
| 16 | 60.5 | 60.1 | 61.9 | 10.7 | 15.1 | 12.5 | 15.5 | 9.3 | 8.8 | 9.4 | 9.4 | 92 | 73 | 87 | C 0 | W 1 | C 0 | 10 | 10 | 10 | — | ≡ |
| 17 | 62.4 | 61.7 | 63.3 | 9.8 | 18.1 | 14.7 | 18.1 | 8.6 | 8.8 | 8.2 | 9.9 | 98 | 53 | 79 | C 0 | C 0 | C 0 | 9 | 10 | 10 | — | ≡ |
| 18 | 62.3 | 60.0 | 57.0 | 13.5 | 18.8 | 14.6 | 19.0 | 12.7 | 11.2 | 11.1 | 11.9 | 97 | 69 | 96 | NW 1 | NNW 1 | NNW 1 | 10 | 10 | 10 | 1.6 | ●[1] 1a-8a, ●[2] 3p-n |
| 19 | 55.4 | 56.0 | 56.1 | 14.0 | 16.5 | 15.0 | 16.7 | 13.8 | 11.7 | 11.5 | 10.9 | 98 | 82 | 86 | C 0 | NNW 1 | N 1 | 10 | 9 | 10 | 40.0 | ●[2] n-7a, ● ch 1p, |
| 20 | 57.6 | 60.3 | 62.0 | 15.2 | 16.2 | 14.5 | 17.1 | 13.8 | 11.6 | 11.6 | 11.4 | 90 | 84 | 93 | NNW 3 | NNW 3 | NW 2 | 10 | 10 | 10 | 6.0 | ● ch a interv |
| 21 | 62.1 | 60.8 | 60.0 | 14.3 | 18.7 | 13.0 | 19.2 | 13.0 | 11.8 | 11.1 | 10.8 | 97 | 69 | 97 | NNW 1 | C 0 | C 0 | 10 | 10 | 2 | 5.8 | ● ch an; ≡ |
| 22 | 59.2 | 57.1 | 57.2 | 11.3 | 21.0 | 13.3 | 21.2 | 11.0 | 9.9 | 11.1 | 10.0 | **99** | 60 | 87 | C 0 | WSW 1 | SSW 1 | 10 | 3 | 1 | 0.4 | ● ch an; ≡[2] n11a |
| 23 | 55.9 | 55.8 | 55.2 | 11.3 | 15.3 | 14.0 | 17.0 | 10.7 | 9.9 | **12.3** | 11.7 | **99** | 95 | 98 | C 0 | N 1 | C 0 | 10 | 10 | 10 | — | ●[2] MD-n; ⌓ an, ≡ |
| 24 | 54.3 | 55.2 | 54.3 | 15.5 | 18.1 | 15.1 | 19.0 | 12.6 | 11.2 | 11.7 | **12.3** | 85 | 76 | 96 | N 2 | N 1 | NNW 1 | 9 | 10 | 10 | 65.8 | ● ch p |
| 25 | 51.7 | 50.6 | **50.4** | 14.8 | 14.8 | 14.2 | 16.0 | 14.0 | 12.1 | 12.1 | 11.2 | 96 | 96 | 93 | N 1 | NNE 1 | NNE 2 | 10 | 10 | 10 | 24.9 | ●[2] todo el dia |
| 26 | 51.9 | 52.6 | 51.1 | 12.0 | 16.0 | 11.4 | 16.1 | 11.2 | 9.9 | 10.2 | 8.5 | 94 | 75 | 84 | N 1 | NNW 3 | N 3 | 10 | 9 | 10 | 49.0 | ●[2] MN-1p, 6p-MN; |
| 27 | 54.1 | 55.0 | 54.6 | 12.5 | 15.5 | 13.3 | 16.7 | 10.2 | 9.1 | 9.6 | 8.7 | 84 | 73 | 76 | NNW 2 | NNW 2 | NW 3 | 9 | 8 | 8 | **77.9** | ●[2] MN-6a, ● ch 9 |
| 28 | 51.4 | 54.9 | 60.0 | 8.2 | 11.2 | 8.9 | 13.7 | 8.0 | 7.8 | 6.6 | 7.6 | 96 | 67 | 89 | N 1 | NW 2 | C 0 | 10 | 7 | 10 | 37.5 | ●[2] n-7a30, ● ch a |
| 29 | 64.9 | 65.7 | 66.8 | 6.6 | 14.2 | 8.1 | 14.2 | 4.8 | 7.1 | 7.2 | 7.5 | 97 | 59 | 92 | C 0 | WNW 1 | C 0 | 10 | 7 | 10 | 9.2 | ● ch an; ≡ |
| 30 | 64.2 | 63.0 | 65.1 | 8.5 | 11.0 | 10.7 | 11.2 | 7.4 | 8.0 | 9.4 | 9.4 | 96 | 95 | 98 | NNW 1 | NNE 2 | C 0 | 10 | 10 | 10 | 3.8 | ●[2] 0a30-7p30 |
| Pro. Mit. | 60.6 | 59.9 | 60.8 | 9.6 | 16.2 | 11.1 | 16.8 | 8.3 | 8.3 | 8.9 | 8.5 | 92 | 65 | 84 | 0.9 | 1.6 | 1.0 | 7.7 | 6.2 | 6.2 | 332.1 | |

**PUERTO VARAS** (H = 55 m) **ABRIL 1912** φ = 41° 17′ S λ = 72° 57′ W $C_g$ =

| | | | | | | | | | | | | | | | | | | | | | | |
|---|---|---|---|---|---|---|---|---|---|---|---|---|---|---|---|---|---|---|---|---|---|---|
| 1 | 61.4 | 58.6 | 58.1 | 5.0 | 12.0 | 8.9 | 12.1 | 2.7 | 6.5 | 6.2 | 6.5 | **00** | 59 | 77 | C 0 | SE 4 | SE 2 | 0 | 0 | 2 | 16.9 | ⌓ an |
| 2 | 57.0 | 58.4 | 61.0 | 6.8 | 12.1 | 7.2 | 12.7 | 4.9 | 7.0 | 8.0 | 6.9 | 95 | 76 | 91 | C 0 | SE 3 | SE 1 | 8 | 6 | 0 | — | ≡ a |
| 3 | 64.8 | 65.3 | 65.7 | 4.8 | 12.8 | 10.0 | 13.2 | 4.1 | 6.3 | 7.8 | 7.7 | 97 | 70 | 83 | SW 2 | SW 3 | SE 3 | 5 | 6 | 5 | — | ⌓ an |
| 4 | 65.8 | 65.2 | 64.8 | 7.2 | 12.6 | 8.7 | 13.0 | 6.4 | 7.2 | 7.2 | 7.3 | 95 | 66 | 86 | SW 2 | S 3 | S 1 | 8 | 5 | 2 | — | |
| 5 | 61.6 | 58.6 | 58.5 | 9.1 | 12.8 | 7.2 | 13.0 | 5.3 | 7.5 | 8.2 | 7.2 | 86 | 75 | 95 | SW 1 | SE 7 | SW 1 | 4 | 4 | 3 | — | |
| 6 | 54.9 | 55.1 | 55.3 | 7.0 | 13.3 | 6.2 | 13.7 | 5.6 | 7.2 | 8.4 | 6.9 | 96 | 74 | 97 | SW 2 | SE 3 | SW 1 | 9 | 1 | 3 | — | |
| 7 | 55.8 | 58.1 | 60.9 | 8.6 | 11.8 | 8.8 | 12.7 | 5.3 | 8.0 | 8.0 | 7 0 | 96 | 77 | 84 | SW 1 | SW 3 | SW 1 | 10 | 5 | 6 | 12.7 | ●[1] a interv |
| 8 | 66.1 | **66.5** | 66.1 | 4.6 | 10.7 | 5.6 | 11.0 | **1.8** | **6.0** | 7.0 | **6.0** | 94 | 73 | 89 | SW 2 | S 3 | SW 1 | 7 | 3 | 0 | 3.2 | |
| 9 | 63.5 | 62.7 | 60.7 | 4.0 | 12.1 | 9.4 | 13.0 | 1.9 | **6.0** | 8.4 | 7.7 | 99 | 79 | 88 | C 0 | S 3 | S 2 | 1 | 0 | 0 | — | ⌊[0] an |
| 10 | 58.6 | 56.9 | 56.9 | 9.9 | 15.6 | 8.5 | 16.4 | 8.0 | 8.7 | 9.3 | 8.2 | 95 | 70 | 99 | S 2 | S 3 | SW 1 | 5 | 1 | 0 | 0.1 | ● ch 2p; ⌓ an |
| 11 | 56.7 | 58.2 | 57.6 | 7.4 | 20.2 | 9.3 | **21.2** | 3.6 | 7.5 | 10.8 | 7.8 | 97 | 61 | 89 | C 0 | S 2 | SW 1 | 2 | 2 | 1 | — | ⌊[1] an |
| 12 | 56.6 | 57.0 | 59.4 | 7.1 | 15.6 | 10.4 | 17.0 | 5.0 | 7.6 | 11.0 | 9.0 | **00** | 83 | 95 | SW 2 | NW 1 | S 2 | 9 | 0 | 10 | — | ≡[1], ≡ 3 |
| 13 | 59.2 | 58.8 | 58.5 | 9.3 | 10.8 | 10.0 | 11.4 | 9.0 | 8.7 | 9.0 | 8.9 | 99 | 93 | 96 | SW 1 | S 1 | S 2 | 10 | 10 | 10 | — | ≡[2] durante el día |
| 14 | 58.0 | 56.7 | 57.1 | 9.7 | 12.5 | 8.3 | 13.5 | 8.2 | 8.8 | 9.4 | 8.0 | 98 | 87 | 97 | C 0 | S 2 | S 1 | 10 | 8 | 0 | — | ≡[2] 1 |
| 15 | 57.7 | 56.6 | 56.5 | 7.6 | 18.7 | 12.1 | 19.5 | 5.1 | 7.8 | 9.2 | 8.1 | **00** | **57** | 77 | C 0 | NW 1 | SE 2 | 0 | 1 | 0 | — | ⌓ an |
| 16 | 56.7 | 55.6 | 56.6 | 7.2 | 15.7 | 12.6 | 16.5 | 4.2 | 7.3 | 11.5 | 9.4 | 96 | 86 | 87 | C 0 | NW 2 | SE 1 | 7 | 3 | 8 | — | ⌓ an |
| 17 | 58.3 | 57.5 | 59.0 | 10.4 | 16.8 | 13.6 | 17.0 | 10.0 | 8.7 | 10.7 | 9.4 | 92 | 75 | 81 | C 0 | NW 1 | S 2 | 10 | 5 | 10 | — | |
| 18 | 57.9 | 56.2 | 53.8 | 14.2 | 16.5 | 15.0 | 16.9 | 11.4 | 11.2 | **12.5** | 12.1 | 93 | 89 | 95 | N 2 | N 6 | NE 2 | 10 | 9 | 10 | 0.3 | ●[0] an, ●[1] 4p30-M |
| 19 | 50.5 | 49.9 | 51.2 | 14.4 | 15.9 | 14.9 | 17.5 | 14.4 | 11.7 | 12.4 | 11.0 | 96 | 92 | 87 | NW 2 | NW 1 | NW 4 | 10 | 5 | 10 | 9.5 | ●[1] MN-7a, 1p30-2p1 |
| 20 | 51.6 | 53.7 | 55.8 | 12.6 | 16.1 | 14.9 | 16.3 | 12.0 | 10.2 | 11.5 | 11.6 | 93 | 84 | 92 | C 0 | NW 2 | NW 6 | 10 | 10 | 10 | **41.8** | ●[1] MN-7a |
| 21 | 57.3 | 57.0 | 56.2 | 14.0 | 14.9 | 15.4 | 16.0 | 13.5 | 11.4 | 12.0 | 11.5 | 96 | 95 | 88 | N 2 | C 0 | N 2 | 9 | 10 | 9 | 0.8 | ●[0] an |
| 22 | 54.3 | 53.3 | 53.1 | 14.6 | 19.4 | 13.6 | 19.5 | 11.7 | 11.0 | 10.7 | 11.0 | 89 | 64 | 95 | N 2 | C 0 | C 0 | 7 | 2 | 0 | -- | |
| 23 | 50.3 | 50.0 | 51.8 | 15.2 | 16.4 | 14.4 | 17.4 | 10.2 | 11.4 | 11.5 | 11.0 | 90 | 83 | 90 | N 2 | N 3 | NW 2 | 6 | 10 | 10 | — | ●[2] 5p50-MN |
| 24 | 49.3 | 50.9 | 50.4 | 14.3 | 16.6 | 15.9 | 16.8 | 11.7 | 11.5 | 11.3 | 11.2 | 95 | 80 | 83 | N 5 | N 3 | N 3 | 10 | 5 | 10 | 39.9 | ●[2] a interv todo el |
| 25 | 46.9 | 46.8 | 46.7 | 15.1 | 14.3 | 13.6 | 16.3 | 13.2 | 9.9 | 11.7 | 11.0 | 77 | 96 | 95 | N 3 | N 3 | N 5 | 10 | 10 | 10 | 16.8 | ●[1] a interv todo el |
| 26 | 46.7 | 47.3 | 46.0 | 12.7 | 12.6 | 13.5 | 14.9 | 11.6 | 10.1 | 9.9 | 9.9 | 92 | 91 | 85 | N 5 | N 4 | N 5 | 10 | 8 | 10 | 26.8 | ●[1] a interv todo el |
| 27 | 46.8 | 47.7 | 48.3 | 12.1 | 13.4 | 12.4 | 13.8 | 11.5 | 10.0 | 10.5 | 9.1 | 94 | 91 | 85 | N 5 | N 3 | N 2 | 10 | 10 | 10 | 12.1 | ●[1] a interv todo el |
| 28 | **45.4** | 48.0 | 50.6 | 8.2 | 10.8 | 8.8 | 12.5 | 7.4 | 7.5 | 8.0 | 7.7 | 92 | 83 | 91 | C 0 | NW 2 | C 0 | 10 | 10 | 10 | 25.2 | ● a interv todo el d |
| 29 | 59.4 | 60.7 | 60.8 | 7.4 | 11.3 | 9.7 | 11.9 | 7.2 | 7.3 | 8.1 | 8.3 | 95 | 81 | 93 | C 0 | NW 1 | C 0 | 6 | 9 | 10 | 11.1 | ● a interv MN-3p1 |
| 30 | 57.4 | 58.3 | 60.0 | 9.6 | 10.6 | 7.4 | 11.0 | 7.2 | 8.7 | 9.3 | 7.1 | 98 | 98 | 92 | N 4 | C 0 | C 0 | 10 | 10 | 9 | 9.7 | ● 1 a-4p30 |
| Pro Mit. | 56.2 | 56.2 | 56.6 | 9.7 | 14.2 | 10.9 | 14.9 | 7.8 | 8.6 | 9.6 | 8.8 | 94 | 80 | 89 | 1.6 | 2.4 | 1.9 | 7.4 | 5.6 | 5.9 | 226.9 | |

Barómetro reducido a 0°C y a gravedad normal.

Barometer reduciert auf 0°C und Norma

(1) na, rayos blancos) del N al S 6p-30 6p45, ⌜ cercana 10p1p; ⌜ n (2) ⌜ (varios) 1a15.

## IVIA (H = 15 m) — ABRIL 1912 — φ = 39° 48′ S — λ = 73° 15′ W — $h_a$ = 4 m

| p. a la mp. mp reien. c° | Velocidad del viento Windgeschwindigkeit | | | | | | | | Nubes (clase y dirección) Wolken (Art und Richtung) | | | Agua caída Niederschlag | | | Evaporación Verdunstung | | | |
|---|---|---|---|---|---|---|---|---|---|---|---|---|---|---|---|---|---|---|
| | m/minuto | | | km | | | | | | | | mm | | | mm | | | |
| Min. | 7a | 2p | 9p | 9p-7a | 7a-2p | 2p-9p | 7a-7a | k/1h | 7a | 2p | 9p | 7a | 2p | 9p | 7a | 2p | 9p | 7a-7a |
| 3.0 | 80 | 175 | 145 | 23.6 | 57.4 | 48.3 | 62.9 | 2.6 | | | | — | — | — | 0.1 | 0.6 | 0.7 | **0.3** |
| 5.8 | 75 | 60 | 0 | 46.0 | 56.4 | 18.1 | 151.7 | 6.3 | str-cu S | str-cu SSW | ci-str | — | — | — | 0.3 | 0.6 | 0.3 | 1.6 |
| 2.0 | 0 | 210 | 30 | 4.6 | 59.6 | 45.1 | 79.1 | 3.3 | | | | — | — | — | 0.1 | 0.7 | 0.5 | 1.0 |
| 5.7 | 80 | 270 | 145 | 44.8 | 85.2 | 58.6 | 149.5 | 6.2 | fr-cu S | | | — | — | — | 0.3 | 0.9 | 0.8 | 1.5 |
| 7.3 | 240 | 300 | 185 | 112.3 | 101.9 | 69.9 | 256.1 | 10.7 | fr-cu S | | | — | — | — | 0.6 | 0.9 | 0.7 | 2.3 |
| 5.2 | 0 | 175 | 0 | 64.2 | 39.8 | 27.2 | 236.0 | 9.8 | str-cu S | ci NW | ci NW | — | — | — | 0.4 | 0.5 | 0.3 | 2.0 |
| 3.7 | 0 | 280 | 0 | 12.8 | 27.0 | 70.4 | 79.8 | 3.3 | ni W | cu-ni SW | cu-ni SW | 1.0 | 2.0 | — | 0.1 | 0.5 | 0.7 | 0.9 |
| -0.7 | 80 | 220 | 335 | 12.0 | 70.4 | 94.4 | 109.4 | 4.6 | | | | — | — | — | 0.1 | 0.8 | 0.9 | 1.3 |
| 0.5 | 260 | 155 | 105 | 10.8 | 95.4 | 113.6 | 175.6 | 7.3 | ci SE | ci SE | | — | — | — | 0.5 | 1.0 | 1.5 | 2.2 |
| 0.5 | 80 | 45 | 0 | 67.6 | 27.8 | 13.6 | 276.6 | 11.5 | | ci | | — | — | — | 0.5 | 0.6 | 0.6 | **3.0** |
| 2.8 | 0 | 185 | 50 | 2.0 | 22.0 | 80.8 | 43.4 | 1.8 | | ci SW | ni SW | — | — | — | 0.0 | 0.5 | 0.5 | 1.2 |
| 9.0 | 40 | 285 | 0 | 46.5 | 30.2 | 23.6 | 149.3 | 6.2 | | cu W | | — | — | — | 0.1 | 0.1 | 0.3 | 1.1 |
| 8.4 | 0 | 35 | 110 | 14.9 | 18.9 | 24.2 | 68.7 | 2.9 | ni N | str W | ni N | — | — | — | 0.2 | 0.3 | 0.1 | 0.6 |
| 7.1 | 75 | 60 | 0 | 46.2 | 41.1 | 12.6 | 89.3 | 3.7 | str-cu E | ci-str W | | — | — | — | 0.1 | 0.2 | 0.2 | 0.5 |
| 4.5 | 35 | 130 | 0 | 7.2 | 28.6 | 58.8 | 60.9 | 2.5 | | ci NW | str-cu W | — | — | — | 0.4 | 0.4 | 0.4 | 0.8 |
| 8.6 | 20 | 70 | 0 | 6.6 | 16.8 | 19.2 | 94.0 | 3.9 | str-cu NE | str-cu SW | str-cu | — | — | — | 0.1 | 0.2 | 0.3 | 0.9 |
| 7.6 | 0 | 25 | 0 | 1.2 | 15.1 | 8.4 | 37.2 | 1.6 | a-cu N | cu W | str-cu | — | — | — | 0.1 | 0.4 | 0.3 | 0.6 |
| 11.5 | 35 | 75 | 30 | 2.8 | 21.6 | 20.7 | **26.3** | **1.1** | ni N | ni N | ni N | 1.6 | 0.3 | 8.2 | 0.1 | 0.1 | 0.2 | 0.8 |
| 13.5 | 0 | 105 | 100 | 54.6 | 38.2 | 50.4 | 96.9 | 4.0 | ni N | cu-ni N | ni N | 31.5 | 0.4 | — | 0.1 | 0.3 | 0.2 | 0.4 |
| 13.2 | 260 | 250 | 150 | 155.2 | 90.4 | 53.2 | 243.8 | 10.2 | cu-ni N | cu-ni NNW | cu-ni NW | 5.6 | 1.4 | 1.5 | 0.3 | 0.4 | 0.2 | 0.8 |
| 12.0 | 40 | 20 | 0 | 44.4 | 28.2 | 10.1 | 188.0 | 7.8 | ni N | str-cu W | fr-cu | 2.9 | — | — | 0.2 | 0.2 | 0.3 | 0.8 |
| 11.0 | 25 | 110 | 45 | 2.5 | 18.8 | 23.8 | 40.8 | 1.7 | | ci W | ci W | 0.4 | — | — | 0.1 | 0.2 | 0.4 | 0.6 |
| 9.5 | 15 | 60 | 25 | 8.4 | 29.2 | 18.8 | 51.0 | 2.1 | | ni N | ni N | — | 2.5 | 22.3 | 0.1 | 0.2 | 0.1 | 0.7 |
| 11.7 | 205 | 95 | 50 | 53.7 | 81.8 | 16.8 | 101.7 | 4.2 | cu-ni N | cu-ni N | cu-ni N | 41.0 | — | 3.2 | 0.1 | 0.7 | 0.2 | 0.4 |
| 13.4 | 80 | 100 | 200 | 47.0 | 28.8 | 39.2 | 145.6 | 6.1 | cu-ni N | cu-ni N | cu-ni N | 21.7 | 16.8 | 12.2 | 0.1 | 0.1 | 0.1 | 1.0 |
| 11.0 | 105 | 280 | 310 | 80.2 | 73.2 | 108.3 | 148.2 | 6.2 | cu-ni N | cu-ni N | cu-ni N | 20.0 | 22.4 | 12.5 | 0.1 | 0.1 | 0.7 | **0.3** |
| 9.7 | 205 | 170 | **340** | 149.3 | 112.1 | 131.6 | 330.8 | 13.8 | cu-ni NNW | cu-ni NNW | cu-ni NW | 43.0 | 4.6 | 5.3 | 0.3 | 0.6 | 0.5 | 1.1 |
| 7.2 | 65 | 260 | 25 | 128.6 | 28.8 | 50.1 | **372.3** | **15.5** | cu-ni W | cu-ni NW | cu-ni NW | 27.6 | 4.2 | 4.3 | 0.6 | 0.2 | 0.4 | 1.7 |
| 4.0 | 0 | 110 | 0 | 8.2 | 25.3 | 22.5 | 87.1 | 3.6 | | cu-ni W | cu-ni NW | 0.7 | — | — | 0.1 | 0.2 | 0.3 | 0.7 |
| 5.6 | 120 | 125 | 0 | 27.6 | 51.6 | 16.8 | 75.4 | 3.1 | ni N | ni N | ni | 3.8 | 13.4 | 2.1 | 0.1 | 0.1 | 0.1 | 0.6 |
| 7.4 | 74 | 148 | 79 | 42.9 | 47.4 | 45.0 | 134.2 | 5.6 | | | | 200.8 | 68.0 | 71.6 | 6.3 | 12.6 | 12.8 | 31.7 |

## RTO VARAS (H = 55 m) — ABRIL 1912 — φ = 41° 17′ S — λ = 72° 57′ W — $h_a$ = 6 m

| | | | | | | | | | | | | | | | | | | |
|---|---|---|---|---|---|---|---|---|---|---|---|---|---|---|---|---|---|---|
| 2.0 | 0 | 306 | 146 | 59.7 | 89.2 | 64.8 | 218.4 | 9.1 | | | ci-cu SW | — | — | — | 0.0 | 1.0 | 0.6 | **0.0** |
| 4.3 | 3 | 246 | 56 | 81.4 | 93.9 | 54.7 | 235.4 | 9.8 | str-cu SE, ci-cu | str-cu SE, ci-cu W | | — | — | — | 0.4 | 0.6 | 0.4 | 2.0 |
| 3.9 | 149 | 294 | 152 | 69.4 | 70.0 | 57.8 | 218.0 | 9.1 | str cu SE [NW | str-cu SW | str-cu SE | — | — | — | 0.2 | 0.6 | 0.9 | 1.2 |
| 6.0 | 231 | 300 | 43 | 103.2 | 111.1 | 174.3 | 231.0 | 9.6 | str-cu SW | str-cu SE | str-cu SE | — | — | — | 0.1 | 1.1 | 0.6 | 1.6 |
| 5.2 | 98 | **725** | 94 | 87.8 | 43.6 | 108.4 | 373.2 | 15.6 | str-cu SE | str-cu SE | str-cu S | — | — | — | 0.0 | 1.1 | 0.8 | 1.7 |
| 4.9 | 138 | 316 | 51 | 91.0 | 48.4 | 37.0 | 243.0 | 10.1 | str-cu SE | str-cu | ci-cu SW | — | — | — | 0.4 | 0.6 | 0.4 | 2.3 |
| 4.6 | 40 | 288 | 74 | 41.7 | 46.6 | 48.9 | 127.1 | 5.3 | str-cu SW | a-cu W | str-cu S | 12.7 | 3.0 | 0.2 | 0.0 | 0.0 | 0.6 | 1.0 |
| 1.3 | 122 | 250 | 76 | 85.1 | 90.7 | 60.3 | 180.6 | 7.5 | str-cu SE | ci SE | | — | — | — | 0.4 | 0.6 | 0.5 | 1.0 |
| 1.0 | 4 | 200 | 140 | 36.5 | 97.1 | 99.3 | 187.5 | 7.8 | ci | | | — | 0.1 | — | 0.0 | 0.8 | 0.5 | 1.1 |
| 7.0 | 156 | 276 | 46 | 103.3 | 86.4 | 49.8 | 299.7 | 12.5 | str-cu SE | ci | | — | — | — | 0.1 | 0.8 | 0.4 | 1.4 |
| 3.0 | 0 | 116 | 52 | 24.2 | 33.8 | 29.6 | 160.4 | 6.7 | ci | ci-cu NW | | — | — | — | 0.0 | 0.8 | 0.6 | 1.2 |
| 4.3 | 118 | 89 | 115 | 26.0 | 28.9 | 52.0 | 89.4 | 3.7 | str | | str-cu | — | — | — | 0.1 | 0.4 | 0.4 | 1.5 |
| 9.0 | 62 | 88 | 141 | 46.9 | 33.5 | 33.2 | 127.8 | 5.3 | str | str-cu | str | — | — | — | 0.0 | 0.0 | 0.1 | 0.8 |
| 7.4 | 22 | 211 | 58 | 12.1 | 46.1 | 16.3 | 78.8 | 3.3 | str | str-cu S | | — | — | — | 0.0 | 0.2 | 0.0 | 0.1 |
| 4.7 | 0 | 54 | 106 | 25.7 | 9.6 | 19.8 | 88.1 | 3.7 | | cu | | — | — | — | 0.2 | 0.8 | 0.6 | 0.4 |
| 4.2 | 0 | 112 | 79 | 39.8 | 9.6 | 8.4 | 69.2 | 2.9 | str-cu NW | ci-cu NE | str-cu SE | — | — | — | 0.2 | 0.2 | 0.2 | 1.6 |
| 10.0 | 0 | 64 | 102 | 23.3 | 16.2 | 22.5 | 41.3 | 1.7 | str-cu NW | str-cu NW | str-cu NW | — | — | — | 0.4 | 0.2 | 0.4 | 0.8 |
| 10.5 | 181 | 626 | 240 | 33.3 | 68.4 | 62.0 | 72.0 | 3.0 | str-cu N | str-cu N | str-cu N | 0.3 | — | 3.8 | 0.0 | 0.8 | 0.4 | 0.6 |
| 14.0 | 100 | 94 | 238 | 57.8 | 56.3 | 63.2 | 188.2 | 7.8 | str-cu NW | cu, str-cu NW | str-cu NW | 5.7 | 1.0 | 18.7 | 0.2 | 0.2 | 0.3 | 1.4 |
| 11.6 | 25 | 104 | 500 | 72.9 | 58.5 | 52.0 | 192.4 | 8.0 | str-cu NW | str-cu NW | str-cu NW | 22.1 | — | — | 0.9 | 0.3 | 0.0 | 1.4 |
| 13.4 | 168 | 15 | 190 | 65.5 | 26.8 | 36.4 | 176.0 | 7.3 | str-cu N y W | str-cu NW | str-cu NW | 0.8 | — | — | 0.6 | 0.1 | 0.2 | 0.9 |
| 11.5 | 132 | 0 | 0 | 35.1 | 14.2 | 0.2 | 98.3 | 4.1 | str-cu W, ci-cu W | ci-cu | | — | — | — | 0.4 | 0.6 | 0.4 | 0.7 |
| 10.1 | 120 | 236 | 113 | 50.8 | 107.0 | 40.0 | 65.2 | 2.7 | str-cu NW, ci-cu | str-cu NW | str-cu NW | — | — | 1.9 | 0.0 | 1.0 | 0.4 | 1.0 |
| 11.6 | 307 | 244 | 204 | 77.6 | 130.5 | 54.8 | 224.6 | 9.4 | srr-cu NW [NW | ci-cu N | str-cu N | 38.0 | 0.2 | 1.2 | 0.0 | 0.6 | 1.2 | 1.4 |
| 13.1 | 294 | 239 | 470 | 46.7 | 134.1 | 70.5 | 232.0 | 9.7 | str-cu N | str-cu N | str-cu N | 15.4 | 9.2 | 8.3 | 0.6 | 0.0 | 0.0 | **2.4** |
| 11.6 | 376 | 302 | 502 | 279.7 | 170.6 | 41.3 | 484.3 | 20.2 | str-cu N | ci-cu N | str | 9.3 | 4.5 | 6.3 | 0.0 | 0.1 | 0.0 | **0.0** |
| 11.5 | 515 | 280 | 190 | 346.7 | 25.3 | 30.4 | **558.6** | **23.3** | str-cu N | str-cu N | str-cu N | 1.3 | 8.2 | 2.3 | 0.0 | 0.3 | 1.0 | 0.1 |
| 6.7 | 37 | 106 | 6 | 18.3 | 30.2 | 2.2 | 74.0 | 3.1 | str-cu N | str-cu NW | str-cu SW | 14.7 | 2.2 | 3.8 | 1.0 | 0.4 | 0.0 | 2.3 |
| 6.5 | 0 | 44 | 20 | 2.3 | 3.0 | 0.4 | **84.7** | **1.4** | str-cu SW | str-cu SW, ci-cu | str-cu [SW | 5.1 | 3.5 | 0.3 | 0.4 | 0.0 | 0.0 | 0.8 |
| 7.0 | 367 | 0 | 0 | 204.8 | 92.5 | 11.0 | 208.2 | 8.7 | str-cu N | str-cu N [SW | str-cu SW, ci-cu | 5.9 | 8.9 | 0.3 | 0.0 | 0.0 | 0.0 | **0.0** |
| 7.4 | 126 | 208 | 140 | 75.0 | 62.4 | 46.7 | 185.9 | 7.7 | | | | 131.3 | 40.8 | 47.1 | 6.6 | 14.2 | 11.9 | 32.7 |

s observaciones se efectuaron según hora oficial de Chile (75° de long.)

Alle Beobachtungen nach chilenischer Einheitszeit (75° Länge).

**PUERTO MONTT** (H = 6 m) **ABRIL 1912** φ = 41° 28′ S λ = 72° 55′ W $C_g$ =

| Dia / Tag | Barómetro Barometer 700 mm + 7a | 2p | 9p | Temperatura del aire Lufttemperatur C° 7a | 2p | 9p | Max. | Min. | Humedad absoluta Absolute Feuchtigkeit mm 7a | 2p | 9p | Humedad relativa Relative Feuchtigkeit % 7a | 2p | 9p | Dirección y fuerza del viento Richtung und Stärke des Windes 0—12 B 7a | 2p | 9p | Nebulosidad Bewölkung 0—10 7a | 2p | 9p | Agua caída Niederschlag mm 7a-7a | Notas Bemerkungen |
|---|---|---|---|---|---|---|---|---|---|---|---|---|---|---|---|---|---|---|---|---|---|---|
| 1 | 65.9 | 63.7 | 62.3 | 4.6 | 14.0 | 10.6 | 16 0 | 4.0 | 5.7 | 6.7 | 6.6 | 90 | 57 | 70 | C 0 | S 3 | S 5 | 0 | 0 | 5 | 11.8 | ⌓ am, n |
| 2 | 61.4 | 63.3 | 66.4 | 11.0 | 12.8 | 10.6 | 14.2 | 8.0 | 7.4 | 7.5 | 7.6 | 75 | 68 | 80 | S 3 | S 4 | S 4 | 10 | 8 | 3 | — | ⌓ am, n |
| 3 | 68.7 | 69.6 | 70.3 | 9.0 | 15.0 | 11.1 | 15.0 | 7.4 | 7.4 | 8.4 | 7.2 | 87 | 66 | 73 | S 2 | S 4 | S 5 | 8 | 2 | 1 | — | ≡ 8a-9a35; ⌓ n |
| 4 | 70.1 | 69.4 | 68.7 | 10.6 | 14.5 | 11.0 | 14.6 | 9.7 | 7.6 | 8.4 | 7.6 | 80 | 69 | 77 | SW 5 | S 4 | S 5 | 9 | 3 | 1 | 0.8 | ⌓ am, n |
| 5 | 65.6 | 63.5 | 61.2 | 10.3 | 13.6 | 11.2 | 13.6 | 9.8 | 7.0 | 7.2 | 7.5 | 75 | 62 | 75 | S 6 | S 7 | S 6 | 3 | 1 | 0 | — | ⌓ am, n |
| 6 | 59.1 | 60.0 | 59.8 | 9.8 | 16.0 | 7.0 | 16.2 | 6.7 | 6.9 | 8.3 | 6.8 | 76 | 61 | 91 | SW 1 | S 2 | C 0 | 9 | 0 | 5 | — | ⌓ am, n |
| 7 | 60.8 | *62.7* | 66.7 | 9.8 | *14.6* | 9.0 | 14.9 | 7.0 | 7.1 | *7.5* | 6.1 | 79 | *60* | 71 | SW 2 | S 3 | SW 3 | 10 | 6 | 3 | 6.5 | ● ch a interv, △ 4p |
| 8 | 70.2 | **70.4** | 70.3 | 8.0 | 12.3 | 10.0 | 12.5 | 5.2 | 6.7 | 6.2 | 6.4 | 83 | 59 | 69 | SW 3 | S 3 | S 5 | 9 | 3 | 0 | 4.3 | ⌓ am, n |
| 9 | 67.3 | 66.4 | 65.5 | 8.9 | 13.0 | 11.3 | 13.6 | 8.0 | 6.3 | 7.7 | 7.7 | 74 | 69 | 77 | S 4 | S 5 | S 5 | 1 | 0 | 0 | — | ⌓ am, n |
| 10 | 62.7 | 60.8 | 61.2 | 10.6 | 15.6 | 8.0 | 16.9 | 7.0 | 8.4 | 9.6 | 7.2 | 90 | 73 | 90 | S 3 | S 2 | C 0 | 6 | 2 | 0 | — | ⌓ am, n |
| 11 | 61.2 | 59.2 | 60.1 | 5.0 | 20.0 | 8.8 | 20.2 | **3.2** | **5.5** | 10.2 | 7.5 | 84 | 58 | 89 | C 0 | SE 1 | S 1 | 1 | 9 | 0 | — | ⌒ am, ⌓ n |
| 12 | 61.7 | 62.1 | 63.9 | 7.7 | 12.2 | 11.0 | 14.0 | 5.7 | 7.3 | 9.1 | 8.8 | 93 | 87 | 90 | C 0 | S 2 | S 2 | 10 | 10 | 10 | — | ≡ a, ≡ p, ⌓ n |
| 13 | 63.8 | 63.4 | 63.4 | 10.6 | 11.9 | 11.0 | 12.0 | 10.2 | 8.7 | 9.1 | 8.8 | 92 | 89 | 90 | S 2 | S 2 | S 2 | 10 | 10 | 10 | — | ⌓ am, n, ≡ en el dia |
| 14 | 62.6 | 61.3 | 62.0 | 11.0 | 13.0 | 7.3 | 13.8 | 6.9 | 8.7 | 9.3 | 7.3 | 89 | 85 | **96** | C 0 | S 2 | S 1 | 10 | 10 | 0 | 0.2 | ● ch? ⌓ am, n, ≡ e |
| 15 | 62.4 | 61.3 | 61.7 | 5.6 | 20.4 | 8.8 | 20.7 | 5.0 | 6.4 | 9.0 | 7.4 | 94 | **51** | 88 | C 0 | SE 1 | C 0 | 0 | 0 | 0 | — | ⌓ am, n |
| 16 | 61.1 | 60.4 | 62.1 | 6.1 | 15.8 | 12.0 | 16.8 | 4.0 | 6.5 | 8.9 | 8.7 | 93 | 66 | 84 | NW 1 | SE 1 | C 0 | 4 | 0 | 10 | — | ⌓ am, n; ∞ al S 2 |
| 17 | 63.0 | 62.1 | 63.8 | 11.1 | 17.0 | 13.0 | 18.0 | 10.2 | 8.6 | 10.1 | 9.7 | 87 | 70 | 88 | C 0 | W 1 | C 0 | 10 | 3 | 6 | — | ⌓ am, n |
| 18 | 62.2 | 59.2 | 56.1 | 14.0 | 19.5 | 15.4 | 19.5 | 10.5 | 10.7 | 11.4 | 11.0 | 91 | 68 | 85 | C 0 | N 2 | N 3 | 9 | 10 | 10 | — | ● 5p-n |
| 19 | 54.6 | 54.1 | 54.7 | 15.1 | 19.8 | 14.6 | 19.8 | 13.6 | 11.9 | 11.9 | 11.5 | 93 | 70 | 93 | N 3 | NW 2 | N 2 | 9 | 4 | 10 | 16.7 | ● 6p15-n |
| 20 | 56.0 | 58.2 | 60.2 | 13.0 | 17.8 | 15.0 | 18.0 | 12.5 | 9.8 | 11.9 | 11.3 | 89 | 78 | 89 | N 3 | NW 2 | NW 1 | 9 | 10 | 10 | **39.4** | ● ch |
| 21 | 62.3 | 61.0 | 60.6 | 14.8 | 17.8 | 16.8 | 18.0 | 12.0 | 10.9 | 11.4 | 10.2 | 87 | 75 | 72 | NW 2 | N 2 | N 3 | 10 | 10 | 8 | 1.3 | ⌓ am, n |
| 22 | 58.5 | 58.0 | 56.6 | 12.4 | 20.0 | 11.9 | **21.0** | 11.0 | 10.2 | 12.0 | 9.2 | 95 | 69 | 90 | C 0 | SE 1 | C 0 | 8 | 2 | 0 | — | ⌓ am, n |
| 23 | 54.0 | 54.1 | 55.7 | 16.5 | 19.0 | 14.0 | 19.0 | 11.2 | 10.4 | 10.8 | 10.8 | 74 | 66 | 92 | N 2 | N 5 | N 2 | 6 | 10 | 10 | — | ● 2p5-MN; ⌓ am |
| 24 | 53.8 | 55.0 | 55.1 | 14.6 | 19.4 | 15.5 | 19.5 | 12.0 | 11.4 | 11.4 | 11.0 | 92 | 68 | 84 | N 3 | NW 3 | N 2 | 10 | 7 | 10 | 26.3 | ● MN-9a, ● ch |
| 25 | 50.8 | 50.5 | 50.0 | 15.9 | 16.0 | 14.1 | 18.4 | 13.0 | 12.0 | **12.1** | 10.2 | 89 | 89 | 86 | N 4 | N 2 | N 4 | 10 | 10 | 10 | 22.9 | ● todo el dia; ⌒ 11a |
| 26 | 51.0 | 51.1 | **49.6** | 13.4 | 12.2 | 12.0 | 15.6 | 11.2 | 9.6 | 9.6 | 9.2 | 85 | 91 | 89 | N 4 | N 4 | N 5 | 10 | 10 | 10 | 24.8 | ● todo el dia |
| 27 | 50.6 | 51.5 | 51.6 | 12.3 | 13.8 | 12.0 | 14.6 | 10.0 | 9.1 | 10.0 | 8.4 | 87 | 86 | 82 | N 5 | NW 3 | NW 5 | 9 | 8 | 7 | 17.7 | ● a interv; ⌈↖ al NW |
| 28 | 50.1 | 52.4 | 57.9 | 7.5 | 10.0 | 9.2 | 14.3 | 7.1 | 8.1 | 6.6 | 7.0 | 91 | 72 | 78 | NW 3 | NW 3 | NW 2 | 10 | 10 | 10 | 29.7 | ● ch; ⌈ dos veces M |
| 29 | 63.7 | 65.1 | 64.9 | 8.6 | 12.7 | 10.0 | 13.0 | 7.4 | 7.5 | 7.5 | 7.5 | 91 | 69 | 82 | NW 2 | NW 2 | NW 3 | 8 | 6 | 10 | 9.4 | ● ch: ⨁ |
| 30 | 60.5 | 62.1 | 65.6 | 10.1 | 11.6 | 9.1 | 11.6 | 8.2 | 8.4 | 9.2 | 6.2 | 91 | 91 | 72 | NW 6 | NW 2 | SW 2 | 10 | 10 | 10 | 17.9 | ● todo el dia |
| Pro. Mit. | 60.5 | 60.4 | 60.9 | 10.6 | 15.4 | 11.4 | 16.2 | 8.6 | 8.4 | 9.3 | 8.4 | 86 | 71 | 83 | 2.3 | 2.7 | 2.6 | 7.6 | 5.8 | 5.6 | 229.7 | |

**PUNTA CORONA** (H = 25 m) **ABRIL 1912** φ = 41° 51′ S λ = 73° 50′ W $C_g$ =

| | | | | | | | | | | | | | | | | | | | | | | |
|---|---|---|---|---|---|---|---|---|---|---|---|---|---|---|---|---|---|---|---|---|---|---|
| 1 | | | | 7.0 | 12.4 | 9.0 | 13.4 | 6.3 | 6.8 | 7.5 | 6.3 | 91 | 70 | 73 | SSW 1 | S 1 | S 1 | 0 | 5 | 6 | 15.0 | |
| 2 | | | | 9.4 | 13.0 | 10.2 | 13.3 | 7.1 | 6.7 | 8.1 | 8.1 | 76 | 73 | 87 | C 0 | SW 1 | SW 1 | 10 | 0 | 0 | — | |
| 3 | | | | 9.4 | 12.4 | 10.4 | 13.5 | 6.5 | 7.2 | 8.2 | 6.9 | 82 | 77 | 74 | SW 2 | SW 2 | S 3 | 0 | 0 | 0 | — | |
| 4 | | | | 9.8 | 13.4 | 8.0 | 14.0 | 7.1 | 7.6 | 7.8 | 7.6 | 84 | 69 | 94 | SW 1 | SW 1 | SSW 1 | 5 | 5 | 0 | — | |
| 5 | | | | 9.0 | 14.6 | 9.8 | 16.1 | 6.5 | 7.6 | 11.8 | 5.8 | 89 | 96 | 64 | C 0 | SW 1 | SW 1 | 0 | 0 | 0 | — | |
| 6 | | | | 8.0 | 13.2 | 11.2 | 13.9 | 6.5 | 6.2 | 7.7 | 9.7 | 78 | 68 | 98 | C 0 | NW 1 | NW 1 | 0 | 0 | 0 | — | |
| 7 | | | | 8.8 | 11.6 | 7.6 | 14.1 | **5.0** | 6.8 | 9.7 | 5.6 | 81 | 96 | 72 | NW 1 | SSW 1 | NW 1 | 10 | 10 | 10 | — | ●[1] 3p-8p40 |
| 8 | | | | 7.0 | 11.8 | 11.2 | 13.5 | 5.5 | **5.8** | 6.9 | 9.7 | 71 | 67 | 98 | SW 1 | C 0 | NW 1 | 0 | 0 | 0 | 4.0 | |
| 9 | | | | 7.8 | 12.8 | 9.6 | 13.3 | 5.7 | 6.1 | 9.0 | 7.0 | 78 | 82 | 79 | S 2 | SE 1 | S 2 | 0 | 0 | 0 | — | |
| 10 | | | | 8.2 | 14.2 | 10.6 | 15.1 | 6.1 | 6.8 | 9.1 | 8.6 | 83 | 76 | 91 | S 5 | SE 2 | S 1 | 0 | 0 | 0 | — | |
| 11 | | | | 10.0 | 16.5 | 9.4 | 18.3 | 7.1 | 8.0 | **12.1** | 8.3 | 87 | 86 | 95 | S 2 | C 0 | SSW 1 | 0 | 2 | 10 | — | ≡ 7p20-MN |
| 12 | | | | 10.2 | 11.2 | 10.4 | 16.5 | 7.1 | 8.3 | 8.7 | 8.9 | 90 | 88 | 95 | N 3 | N 3 | SSW 1 | 10 | 10 | 10 | — | ≡ MN-3a10 |
| 13 | | | | 9.8 | 11.0 | 9.6 | 18.1 | 7.1 | 8.3 | 8.6 | 8.4 | 92 | 87 | 95 | C 0 | C 0 | S 1 | 10 | 10 | 10 | — | |
| 14 | | | | 9.0 | 12.8 | 11.4 | 18.3 | 5.9 | 8.3 | 9.5 | 8.3 | 97 | 87 | 83 | S 1 | SSW 2 | S 1 | 10 | 5 | 0 | — | |
| 15 | | | | 10.0 | 16.2 | 12.6 | 18.5 | 5.9 | 8.0 | 8.7 | 10.3 | 87 | **63** | 96 | S 1 | SSW 1 | SW 1 | 0 | 10 | 0 | — | |
| 16 | | | | 9.2 | 13.6 | 11.6 | 18.1 | 6.9 | 8.4 | 9.0 | 8.4 | 98 | 78 | 84 | C 0 | NNW 1 | C 0 | 10 | 0 | 0 | — | ≡ 8a0-p35 |
| 17 | | | | 10.6 | 14.2 | 11.6 | 18.5 | 5.9 | 9.0 | 9.9 | 8.9 | 95 | 83 | 88 | S 1 | C 0 | SE 2 | 10 | 8 | 10 | — | |
| 18 | | | | 11.2 | 14.0 | 13.0 | 17.9 | 9.3 | 9.4 | 10.8 | 10.9 | 95 | 92 | 98 | SE 1 | SSE 2 | N 2 | 10 | 10 | 10 | — | ●[1] 2p25-MN |
| 19 | | | | 12.2 | 12.4 | 12.6 | **19.5** | 7.5 | 10.3 | 10.5 | 9.6 | 98 | 98 | 89 | NE 4 | NE 5 | N 2 | 10 | 10 | 10 | **24.5** | ●[1] MN-7a, ●[0] 4p-8p |
| 20 | | | | 12.4 | 12.8 | 12.0 | 18.5 | 6.5 | 10.2 | 10.5 | 9.9 | 95 | 96 | 96 | NW 6 | N 4 | NW 7 | 10 | 10 | 10 | 22.5 | ●[1] 10a-5p40; ≡ 7p5 |
| 21 | | | | 11.8 | 13.2 | 12.4 | 15.5 | 7.5 | 10.1 | 11.0 | 10.2 | 98 | 98 | 95 | C 0 | SSE 2 | N 1 | 10 | 10 | 10 | 16.0 | ≡ MN-6a55, 7a10-4p |
| 22 | | | | 13.0 | 14.8 | 13.8 | 16.3 | 7.5 | 10.9 | 10.6 | 10.2 | 98 | 85 | 87 | C 0 | NW 3 | NW 1 | 10 | 10 | 10 | — | |
| 23 | | | | 12.0 | 14.4 | 13.0 | 16.5 | 7.7 | 9.7 | 10.3 | 10.6 | 94 | 85 | 96 | N 1 | NNW 10 | NE 1 | 10 | 10 | 10 | — | ↙ 11a20-3p45 [7p2 |
| 24 | | | | 11.6 | 12.8 | 8.8 | 16.3 | 7.0 | 8.7 | 10.0 | 7.5 | 86 | 91 | 89 | SW 1 | N 7 | NNE 3 | 10 | 10 | 10 | 12.0 | ●[1] 5a40-6a55, 7a- |
| 25 | | | | 13.0 | 9.0 | 12.8 | 16.3 | 7.3 | 10.9 | 7.2 | 10.5 | 98 | 84 | 96 | NE 1 | N 7 | NW 2 | 10 | 10 | 10 | 17.0 | ● 3a-6a45, 7a5-1p55 |
| 26 | | | | 13.0 | 12.8 | 12.6 | 16.1 | 7.5 | 9.6 | 9.7 | 9.4 | 87 | 89 | 91 | NE 3 | N 2 | NE 1 | 10 | 10 | 10 | 21.0 | ● 4a20-6a5, 11a5-11a |
| 27 | | | | 11.4 | 10.4 | 10.2 | 17.5 | 7.5 | 9.8 | 9.2 | 9.0 | 98 | 98 | 97 | N 10 | NW 6 | N 10 | 10 | 10 | 10 | 17.0 | ● MN-11a45, 4p-MN |
| 28 | | | | 8.0 | 9.2 | 10.0 | 18.3 | 8.0 | 7.6 | 7.6 | 7.7 | 94 | 89 | 84 | NW 2 | NW 4 | NW 2 | 10 | 10 | 10 | 14.0 | ● MN-2a5, 1p5-3p40 |
| 29 | | | | 8.4 | 9.2 | 10.0 | 16.3 | 7.2 | 7.3 | 7.6 | 7.5 | 89 | 89 | 82 | SW 1 | NW 4 | NW 1 | 10 | 10 | 10 | 10.0 | ● 3a-3a20; ⌒ 8a-8a25 |
| 30 | | | | 11.4 | 8.6 | 8.0 | 14.1 | **5.0** | 9.8 | 6.1 | 5.8 | 98 | 73 | 72 | SW 2 | SW 2 | S 3 | 0 | 0 | 0 | — | |
| Pro. Mit. | | | | 10.1 | 12.6 | 10.8 | 16.2 | 6.8 | 8.3 | 9.1 | 8.5 | 90 | 84 | 88 | 1.8 | 2.5 | 1.9 | 6.5 | 6.2 | 5.9 | 173.0 | |

Barómetro reducido a 0°C y a gravedad normal.

Barometer reduciert auf 0°C und Normals

(1) ⌈↖ 4p20-4p45. ≡ 11a-2p25. (2) 2a55; ⌈↖ 8p-8p10. (3) 5p-8p15, 9p20-MN; ⌈↖ 9p-9p25.

**TO MONTT** (H = 6 m) **ABRIL 1912** φ = 41° 28′ S λ = 72° 55′ W $h_a$ = —

| p. a la mp. mp. reien. | Velocidad del viento Windgeschwindigkeit | | | | | | | Nubes (clase y dirección) Wolken (Art und Richtung) | | | Agua caída Niederschlag | | | Evaporación Verdunstung | | | |
|---|---|---|---|---|---|---|---|---|---|---|---|---|---|---|---|---|---|
| | m/minuto | | | km | | | | | | | mm | | | mm | | | |
| Min. | 7a | 2p | 9p | 9p-7a | 7a-2p | 2p-9p | 7a-7a | k/1h | 7a | 2p | 9p | 7a | 2p | 9p | 7a | 2p | 9p | 7a-7a |
| | | | | | | | | | | | ci-cu SW | — | — | — | | | | |
| | | | | | | | | | a-cu S | fr-ni SW, ci S | ci S | — | — | — | | | | |
| | | | | | | | | | a-cu S | fr-cu S | fr-cu | — | 0.8 | — | | | | |
| | | | | | | | | | cu-ni SW | fr-cu S | fr-cu S | — | — | — | | | | |
| | | | | | | | | | fr-cu S | fr-cu | | — | — | — | | | | |
| | | | | | | | | | a-cu S | | ci W | — | — | — | | | | |
| | | | | | | | | | a-str SW | | fr-cu S | 6.5 | — | 4.3 | | | | |
| | | | | | | | | | a-cu SW | ci-cu S | | — | — | — | | | | |
| | | | | | | | | | ci S | | | — | — | — | | | | |
| | | | | | | | | | fr-cu S | ci | | — | — | — | | | | |
| | | | | | | | | | ci | ci | | — | — | — | | | | |
| | | | | | | | | | | a-str | a-str | — | — | — | | | | |
| | | | | | | | | | str | str | str | — | — | — | | | | |
| | | | | | | | | | str | a-str SW | | 0.2 | — | — | | | | |
| | | | | | | | | | | | | — | — | — | | | | |
| | | | | | | | | | fr-cu NW | | a-cu | — | — | — | | | | |
| | | | | | | | | | a-str | ci NW | a-cuW | — | — | — | | | | |
| | | | | | | | | | cu-ni N | fr-ni N, ci-str | ni N | — | — | 5.5 | | | | |
| | | | | | | | | | cu-ni NW | cu-ni NW | ni N | 11.2 | — | 23.0 | | | | |
| | | | | | | | | | cu-ni NW | cu-ni NW | cu-ni NW | 16.4 | 0.8 | 0.5 | | | | |
| | | | | | | | | | a-str NW | a-str N | a-str | — | — | — | | | | |
| | | | | | | | | | ci-str NW | ci | | — | — | — | | | | |
| | | | | | | | | | a-cu N | a-str N | ni N | — | — | 5.9 | | | | |
| | | | | | | | | | cu-ni N | ci-str NW | ni N | 20.4 | 1.5 | 1.0 | | | | |
| | | | | | | | | | ni N | ni N | ni N | 20.4 | 12.0 | 3.8 | | | | |
| | | | | | | | | | ni N | ni N | ni N | 9.0 | 8.0 | 6.4 | | | | |
| | | | | | | | | | ni NW | ni NW | cu-ni NW | 3.3 | 5.2 | 1.9 | | | | |
| | | | | | | | | | ni NW | ni NW | ni NW | 22.6 | 2.0 | 3.6 | | | | |
| | | | | | | | | | cu-ni W | cu-ni W | ci-str NW | 3.8 | 2.2 | 1.5 | | | | |
| | | | | | | | | | ni N | ni N | ci-str W | 14.2 | 9.2 | 0.2 | | | | |
| | | | | | | | | | | | | 128.0 | 41.7 | 57.6 | | | | |

**TA CORONA** (H = 25 m) **ABRIL 1912** φ = 41° 51′ S λ = 73° 50′ W $h_a$ = 3.6

| | | | | | | | | | | | | | | | | | | |
|---|---|---|---|---|---|---|---|---|---|---|---|---|---|---|---|---|---|---|
| 50 | 100 | 300 | | | | | | | | ci | a-cu | — | — | — | | | | |
| 0 | 100 | 100 | | | | | | | ni | | | — | — | — | | | | |
| 100 | 220 | 400 | | | | | | | | | | — | — | — | | | | |
| 100 | 100 | 100 | | | | | | | a-cu | ci | | — | — | — | | | | |
| 0 | 50 | 0 | | | | | | | | | | — | — | — | | | | |
| 0 | 100 | 100 | | | | | | | | | | — | — | — | | | | |
| 100 | 100 | 100 | | | | | | | ni | ni | ni | — | — | 4.0 | | | | |
| 50 | 0 | 100 | | | | | | | | | | — | — | — | | | | |
| 200 | 100 | 220 | | | | | | | | | | — | — | — | | | | |
| 600 | 300 | 150 | | | | | | | | | | — | — | — | | | | |
| 300 | 0 | 100 | | | | | | | | ci | ni | — | — | — | | | | |
| 400 | 200 | 100 | | | | | | | ni | ni | ni | — | — | — | | | | |
| 0 | 0 | 100 | | | | | | | ni | ni | ni | — | — | — | | | | |
| 100 | 220 | 350 | | | | | | | ni | a-str | | — | — | — | | | | |
| 100 | 50 | 100 | | | | | | | | ni | | — | — | — | | | | |
| 0 | 50 | 0 | | | | | | | ni | | | — | — | — | | | | |
| 50 | 0 | 200 | | | | | | | ni | cu | ni | — | — | — | | | | |
| 100 | 220 | 200 | | | | | | | ni | ni | ni | — | — | 6.0 | | | | |
| 500 | 600 | 200 | | | | | | | ni | ni | ni | 18.5 | — | 22.5 | | | | |
| 500 | 450 | 740 | | | | | | | ni | ni | ni | — | 16.0 | — | | | | |
| 0 | 200 | 50 | | | | | | | ni | ni | ni | — | — | — | | | | |
| 0 | 400 | 100 | | | | | | | ni | ni | ni | — | — | — | | | | |
| 100 | 1500 | 100 | | | | | | | ni | ni | ni | — | — | — | | | | |
| 100 | 800 | 300 | | | | | | | ni | ni | ni | 12.0 | 6.0 | 2.0 | | | | |
| 100 | 800 | 250 | | | | | | | ni | ni | ni | 9.0 | 8.0 | 11.0 | | | | |
| 400 | 250 | 100 | | | | | | | ni | ni | ni | 2.0 | 1.0 | 5.5 | | | | |
| 1500 | 700 | **1800** | | | | | | | ni | ni | ni | 9.5 | 2.0 | 7.0 | | | | |
| 200 | 600 | 200 | | | | | | | ni | ni | ni | 5.0 | 3.0 | 6.0 | | | | |
| 100 | 500 | 100 | | | | | | | ni | ni | ni | 1.0 | — | — | | | | |
| 200 | 250 | 400 | | | | | | | | | | — | — | — | | | | |
| 198 | 299 | 235 | | | | | | | | | | 57.0 | 36.0 | 64.0 | | | | |

Observaciones se efectuaron según hora oficial de Chile (75° de long.)

Allen Beobachtungen nach chilenischer Einheitszeit (75° Länge).

**HUAFO** (H = 142 m) **ABRIL 1912** φ = 43° 33′ S λ = 74° 45′ W $C_g$ =

| Día Tag | Barómetro Barometer 700 mm + 7a | 2p | 9p | Temperatura del aire Lufttemperatur C° 7a | 2p | 9p | Max. | Min. | Humedad absoluta Absolute Feuchtigkeit mm 7a | 2p | 9p | Humedad relativa Relative Feuchtigkeit % 7a | 2p | 9p | Dirección y fuerza del viento Richtung und Stärke des Windes 0—12 B 7a | 2p | 9p | Nebulosidad Bewölkung 0—10 7a | 2p | 9p | Agua caída Niederschlag mm 7a-7a | Notas Bemerkungen |
|---|---|---|---|---|---|---|---|---|---|---|---|---|---|---|---|---|---|---|---|---|---|---|
| 1 | 54.6 | 53.3 | 52.5 | 8.9 | 9.7 | 9.2 | 10.1 | 7.3 | 6.3 | 6.1 | 6.2 | 74 | 68 | 71 | SW 2 | SW 3 | SSW 2 | 9 | 8 | 6 | — | |
| 2 | 52.1 | 52.5 | 50.7 | 8.5 | 10.4 | 9.7 | 11.2 | 8.1 | 7.7 | 6.6 | 7.3 | 93 | 71 | 83 | SSW 2 | SSW 3 | SSW 5 | 8 | 6 | 6 | 1.2 | ●⁰ ch 4a30-5a48 |
| 3 | 58.4 | 59.0 | 60.3 | 9.1 | 10.9 | 9.8 | 11.1 | 8.0 | 7.5 | 7.5 | 6.9 | 88 | 76 | 76 | SW 4 | SW 4 | SW 5 | 6 | 4 | 6 | 0.7 | ●² ch 5a35-5a54; ᗢ 3a2 |
| 4 | 60.3 | 59.4 | 59.6 | 8.7 | 11.8 | 8.4 | 11.8 | 8.0 | 6.5 | 6.9 | 7.8 | 77 | 67 | 94 | SW 5 | SW 4 | SW 5 | 4 | 4 | 4 | — | ≡ 6p10-8p17; ᗢ 4a15-5a |
| 5 | 56.2 | 53.2 | 51.4 | 9.8 | 11.8 | 10.5 | 12.0 | 8.4 | 7.0 | 7.5 | 8.7 | 78 | 73 | 93 | SW 4 | SW 5 | SW 5 | 8 | 4 | 6 | — | |
| 6 | 48.4 | 46.4 | 46.9 | 9.8 | 11.0 | 9.9 | 11.9 | 8.2 | 8.3 | 9.8 | 8.1 | 92 | 00 | 89 | W 3 | W 4 | SW 3 | 5 | 10 | 10 | — | |
| 7 | 47.3 | 50.3 | 56.5 | 9.0 | 8.6 | 7.4 | 10.0 | **5.2** | 6.2 | 5.1 | 5.5 | 72 | 61 | 72 | WSW 6 | SW 9 | SW 9 | 5 | 5 | 6 | 0.3 | ●⁰ ch 8a30-11a15; ⌒ 7a1 |
| 8 | 59.9 | **60.8** | 60.6 | 7.7 | 8.9 | 8.1 | 9.4 | 5.3 | 5.1 | 5.5 | 5.0 | 65 | 65 | 62 | SW 6 | SW 3 | SW 4 | 4 | 6 | 2 | 0.7 | |
| 9 | 58.4 | 56.7 | 55.9 | 8.8 | 10.5 | 9.1 | 11.0 | 7.5 | 7.3 | 7.6 | 6.6 | 87 | 80 | 76 | S 3 | S 3 | S 4 | 3 | 2 | 0 | — | |
| 10 | 53.5 | 51.3 | 50.5 | 9.8 | 11.5 | 11.8 | 12.3 | 8.8 | 7.7 | 8.4 | 8.3 | 86 | 83 | 81 | SW 4 | SW 4 | SW 3 | 4 | 2 | 0 | — | ∞² I-II |
| 11 | 50.4 | 49.3 | 48.6 | 13.4 | 15.1 | 11.9 | 17.2 | 10.2 | 8.1 | 8.2 | 8.8 | 71 | 64 | 85 | SE 2 | SSW 1 | SSW 2 | 2 | 8 | 2 | — | ≡² 3a-8a25, 4p10-MN |
| 12 | 49.4 | 50.4 | 52.5 | 10.4 | 10.9 | 9.0 | 12.0 | 8.7 | 8.9 | 8.9 | 8.0 | 95 | 92 | 93 | NE 1 | NNE 3 | NE 2 | 6 | 10 | 10 | 0.1 | ≡¹ MN-9a15, ≡² MN; ᗢ |
| 13 | 53.0 | 52.9 | 52.7 | 9.2 | 9.6 | 9.9 | 10.3 | 8.9 | 8.2 | 8.2 | 9.1 | 95 | 92 | 00 | SW 1 | SW 1 | SW 2 | 10 | 10 | 10 | 0.2 | ≡ MN-MN |
| 14 | 52.3 | 51.7 | 52.2 | 9.1 | 17.0 | 15.6 | 17.4 | 7.0 | 8.6 | 5.9 | 5.1 | 00 | 41 | 39 | SSE 1 | SSE 2 | SSE 2 | 2 | 0 | 0 | 0.4 | ≡¹ MN-2a30, ≡ 3a-10a1 |
| 15 | 51.2 | 50.0 | 50.0 | 14.2 | 18.7 | 13.3 | **20.1** | 11.2 | **4.1** | 6.0 | 4.7 | **33** | 37 | 41 | ESE 3 | E 1 | E 1 | 2 | 0 | 0 | — | |
| 16 | 49.6 | 49.2 | 50.4 | 10.0 | 14.6 | 9.6 | 15.0 | 8.8 | 7.3 | 9.3 | 8.4 | 80 | 75 | 95 | ENE 1 | NE 3 | NE 1 | 2 | 3 | 10 | — | ≡ 7a45-MN |
| 17 | 51.9 | 51.6 | 52.3 | 7.2 | 10.5 | 10.0 | 11.5 | 6.8 | 7.3 | 8.4 | 6.9 | 96 | 90 | 75 | ENE 3 | ENE 1 | NE 4 | 10 | 8 | 6 | — | ≡ MN-11a20 |
| 18 | 49.6 | 47.0 | 40.2 | 12.1 | 11.4 | 12.6 | 13.6 | 6.9 | 7.8 | 9.8 | **10.9** | 74 | 98 | 00 | NE 5 | NE 6 | N 7 | 8 | 10 | 10 | — | ⫼² 4p55-MN; ≡ 9a10-10a |
| 19 | 40.2 | 38.8 | 38.8 | 12.1 | 12.0 | 11.5 | 12.8 | 9.5 | 9.1 | 10.5 | 10.1 | 88 | 00 | 00 | N 9 | NNE 9 | NNW 9 | 7 | 10 | 10 | 11.1 | ⫼² MN-4a15, ●⁰ MD-10 |
| 20 | 40.3 | 44.6 | 48.0 | 11.5 | 12.3 | 10.4 | 14.0 | 7.9 | 9.6 | 9.8 | 9.2 | 96 | 93 | 98 | NNW 6 | NNW 5 | NNW 4 | 8 | 7 | 8 | **17.3** | ●⁰ ch 0a30-4a45; ≡⁰ MN |
| 21 | 49.7 | 48.9 | 47.3 | 11.3 | 11.6 | 12.1 | 12.3 | 9.9 | 9.6 | 10.2 | 10.5 | 97 | 00 | 00 | NNE 4 | N 4 | N 7 | 10 | 10 | 10 | 1.1 | ●⁰ 0a20-1p10, 3p10-9p25 |
| 22 | 45.6 | 45.4 | 43.4 | 11.8 | 12.3 | 11.8 | 12.6 | 9.7 | 10.3 | 10.3 | 8.6 | 00 | 97 | 84 | NE 5 | NE 8 | N 8 | 10 | 8 | 5 | 5.2 | ≡ MN-7a45; ∞² 7a45-MN |
| 23 | 40.4 | 35.4 | 43.6 | 12.0 | 12.8 | 10.8 | 13.0 | 9.2 | 10.5 | 10.2 | 8.8 | 00 | 94 | 92 | N 9 | N 10 | NW 9 | 10 | 10 | 8 | 0.1 | ≡ 2a15-0p20; ◢ N 0a30-4p |
| 24 | 41.8 | 41.3 | 41.0 | 9.3 | 13.5 | 12.0 | 14.3 | 8.0 | 7.0 | 9.7 | 9.8 | 80 | 85 | 95 | NE 6 | NE 6 | NE 6 | 8 | 10 | 10 | 0.1 | ≡ 2p10-11p20; ∪ 7p5-7p |
| 25 | 37.5 | 37.0 | 36.7 | 12.7 | 13.0 | 11.2 | 14.6 | 11.0 | 10.3 | 10.5 | 9.7 | 95 | 95 | 98 | NNE 8 | NNE 9 | NNE 9 | 10 | 8 | 10 | 4.0 | ●⁰ 2a40-11a45; ≡⁰ 0a25-M |
| 26 | 34.6 | 34.2 | **33.0** | 11.8 | 12.2 | 11.4 | 12.7 | 10.6 | 10.3 | 9.6 | 9.3 | 00 | 91 | 93 | NNE 9 | NNE 9 | NNE 9 | 9 | 6 | 8 | 4.2 | ●⁰ 4p10-4p12; ≡⁰ MN-0 |
| 27 | 34.7 | 36.8 | 34.6 | 10.8 | 10.0 | 8.4 | 11.0 | 6.6 | 8.9 | 8.7 | 7.5 | 93 | 95 | 92 | WNW 8 | WNW 6 | WNW 6 | 8 | 8 | 8 | 3.6 | ●⁰ ch 0a50-5a25, 2p20 M |
| 28 | 35.2 | 33.5 | 43.9 | 7.8 | 7.9 | 8.8 | 9.0 | 7.0 | 5.8 | 6.9 | 7.3 | 73 | 88 | 87 | NNW 5 | WSW 7 | SW 8 | 6 | 4 | 6 | 5.7 | ●ch MN-2a10, 10a-50-0p |
| 29 | 49.8 | 50.0 | 48.9 | 8.9 | 10.0 | 11.0 | 11.0 | 6.3 | 7.2 | 6.8 | 8.8 | 86 | 74 | 90 | W 5 | W 5 | NNW 6 | 7 | 8 | 8 | 4.0 | ● ch 9a15-1p20, 7p10-MN |
| 30 | 46.2 | 51.2 | 55.2 | 8.2 | 7.8 | 6.8 | 8.3 | 5.4 | 6.5 | 4.5 | 5.0 | 81 | 58 | 68 | SW 6 | SSW 7 | SSW 4 | 8 | 8 | 8 | 9.0 | ● ch MN-4a25; ∪ 6p10-M |
| Pro. Mit. | 48.4 | 48.1 | 48.6 | 10.1 | 11.6 | 10.4 | 12.4 | 8.1 | 7.8 | 8.1 | 7.9 | 85 | 80 | 84 | 4.5 | 4.8 | 5.0 | 6.6 | 6.6 | 6.4 | 69.0 | |

**EVANJELISTAS** (H = 55 m) **ABRIL 1912** φ = 52° 24′ S λ = 75° 06′ W $C_g$ =

| | | | | | | | | | | | | | | | | | | | | | | |
|---|---|---|---|---|---|---|---|---|---|---|---|---|---|---|---|---|---|---|---|---|---|---|
| 1 | 38.8 | 44.7 | 45.5 | 7.8 | 7.3 | 7.0 | | | 7.2 | 7.0 | 6.8 | 92 | 91 | 91 | SW 9 | WSW 7 | W 7 | $10^2$ | $10^2$ | $9^1$ | 9.3 | ●⁰ ch de I-III |
| 2 | 44.9 | 48.1 | 49.4 | 7.8 | 8.0 | 8.4 | | | 7.7 | 7.9 | 7.8 | 98 | 99 | 94 | W 7 | W 8 | W 8 | $10^2$ | $10^2$ | $10^2$ | 10.5 | ●⁰ 4a45-7p35 |
| 3 | 52.1 | 53.8 | 54.6 | 8.6 | 8.4 | 8.5 | | | 7.9 | 8.2 | 8.3 | 95 | 00 | 00 | W 7 | W 7 | WSW 6 | $10^2$ | $10^2$ | $10^2$ | 9.6 | ●⁰ I-III |
| 4 | 53.5 | 50.5 | 49.5 | 9.8 | 9.0 | 9.0 | | | 7.7 | 8.6 | 8.6 | 86 | 00 | 00 | WNW 8 | WNW 8 | W 8 | $10^2$ | $10^2$ | $10^2$ | 15.1 | ●¹ I-III |
| 5 | 49.6 | 44.3 | 40.3 | 8.6 | 9.1 | 8.4 | | | 8.3 | 8.6 | 8.0 | 00 | 00 | 97 | WSW 6 | WNW 5 | WSW 4 | $10^2$ | $10^2$ | $10^2$ | 52.1 | ●¹ I-III |
| 6 | 38.8 | 36.6 | 36.8 | 6.7 | 6.8 | 5.7 | | | 6.3 | 6.3 | 5.8 | 86 | 85 | 85 | W 8 | WSW 8 | WSW 8 | $10^2$ | $8^2$ | $8^2$ | 19.1 | ●¹ I-III |
| 7 | 42.9 | 52.1 | 58.5 | 3.6 | 4.8 | 5.2 | | | 5.9 | 4.7 | 5.3 | 00 | 73 | 80 | SW 8 | SSW 8 | SW 3 | $7^2$ | $9^2$ | $10^2$ | 5.0 | ●¹ I-II |
| 8 | 56.9 | 55.5 | 56.0 | 7.6 | 8.4 | 8.9 | | | 7.1 | 7.8 | 8.4 | 91 | 94 | 99 | NW 7 | W 8 | WNW 8 | $10^2$ | $10^2$ | $10^2$ | 3.6 | ●¹ ch I-III |
| 9 | 53.3 | 51.9 | 50.8 | 9.4 | 9.3 | 9.8 | | | 8.3 | 8.5 | 9.0 | 95 | 98 | 00 | WNW 7 | WNW 8 | NW 9 | $10^2$ | $10^2$ | $10^2$ | 35.1 | ●¹ I-III |
| 10 | 50.8 | 52.8 | 54.7 | 10.4 | 10.2 | 10.0 | | | **9.2** | 9.0 | 9.0 | 98 | 97 | 99 | NW 9 | NW 9 | NNW 9 | $10^2$ | $10^2$ | $10^2$ | **58.8** | ●⁰ MN-6a25, ●¹ 6p |
| 11 | 53.3 | 57.1 | 60.1 | 9.0 | 9.1 | 7.0 | | | 8.6 | 7.7 | 5.8 | 00 | 91 | 77 | W 7 | W 6 | SW 5 | $10^2$ | $8^1$ | $6^0$ | 10.5 | ●⁰ MN-6a30, 7a-MD |
| 12 | 62.4 | 62.3 | 62.5 | 7.1 | 8.3 | 7.0 | | | 6.2 | 4.9 | 5.8 | 83 | **60** | 77 | SW 2 | SW 1 | SW 1 | $9^1$ | $5^1$ | $3^1$ | 0.0 | ● ch ? |
| 13 | 62.4 | 63.8 | 64.8 | 7.2 | 7.9 | 7.2 | | | 7.1 | 7 3 | 7.1 | 94 | 92 | 94 | SW 2 | SW 1 | SW 1 | $10^1$ | $9^1$ | $2^1$ | 0.1 | ● ch ? |
| 14 | **65.5** | 65.3 | 65.0 | 6.8 | 6.7 | 6.6 | | | 6.0 | 6.8 | 6.6 | 81 | 93 | 91 | SW 1 | C 0 | C 0 | $10^1$ | $8^2$ | $9^2$ | 0.2 | ● ch ? |
| 15 | 62.9 | 61.2 | 59.9 | 5.6 | 5.8 | 6.0 | | | 6.4 | 6.3 | 6.9 | 94 | 91 | 99 | C 0 | C 0 | S 1 | $10^2$ | $10^2$ | $8^2$ | 0.3 | ● ch ? |
| 16 | 58.3 | 59.2 | 60.0 | 6.7 | 6.1 | 5.4 | | | 6.9 | 6.3 | 5.5 | 94 | 90 | 82 | SSW 1 | SSW 2 | SSW 4 | $9^2$ | $7^1$ | $4^1$ | 0.7 | ● ch ? |
| 17 | 60.3 | 59.8 | 60.3 | 5.6 | 5.8 | 5.2 | | | 6.0 | 6.1 | 6.5 | 88 | 88 | 98 | SE 4 | SSE 1 | SSE 1 | $10^1$ | $9^1$ | $10^1$ | 0.0 | ● ch ? |
| 18 | 58.9 | 57.2 | 53.1 | 4.6 | 4.0 | 3.8 | | | 6.1 | 5.9 | 5.9 | 97 | 97 | 98 | C 0 | C 0 | SE 2 | $10^2$ | $10^2$ | $10^2$ | — | |
| 19 | 48.0 | 38.4 | 38.6 | 7.0 | 10.3 | 11.2 | | | 6.4 | 6.6 | 7.2 | 85 | 71 | 73 | ESE 6 | ENE 6 | NNE 4 | $4^2$ | $7^2$ | $10^0$ | 0.0 | ●⁰ 11p40-MN |
| 20 | 40.5 | 42.9 | 46.3 | 9.0 | 8.8 | 8.9 | | | 8.6 | 8.2 | 8.3 | 00 | 98 | 98 | NE 2 | NE 1 | ENE 1 | $10^0$ | $10^1$ | $10^1$ | 1.1 | ●⁰ MN-6a40 |
| 21 | 52.6 | 56.6 | 58.5 | 8.4 | 8.7 | 7.8 | | | 7.7 | 7.5 | 7.3 | 93 | 89 | 93 | NW 5 | NW 3 | C 0 | $10^2$ | $10^2$ | $10^1$ | 1.7 | ●⁰ ch am |
| 22 | 53.4 | 49.1 | 45.3 | 6.1 | 9.0 | 10.9 | | | 7.0 | 6.5 | 8.4 | 00 | 76 | 87 | E 6 | NE 6 | N 8 | $8^1$ | $10^2$ | $10^2$ | — | ●⁰ 1p40-MN |
| 23 | 45.3 | 43.7 | 43.8 | 9.2 | 8.8 | 7.8 | | | 8.4 | 7.1 | 7.7 | 98 | 84 | 98 | NNW 6 | WNW 2 | W 1 | $10^0$ | $10^2$ | $10^2$ | 5.9 | ●⁰ MN-7p |
| 24 | 46.1 | 49.9 | 51.5 | 8.4 | 8.0 | 8.3 | | | 7.0 | 6.8 | 6.6 | 86 | 85 | 81 | W 6 | W 4 | C 0 | $9^2$ | $10^2$ | $10^1$ | 7.9 | |
| 25 | 48.6 | 44.5 | 42.8 | 7.8 | 9.0 | 10.1 | | | 6.0 | 7.1 | 6.7 | 76 | 83 | 72 | E 5 | ENE 6 | E 6 | $10^1$ | $10^1$ | $9^2$ | — | ●⁰ ch |
| 26 | 41.7 | 39.1 | 36.3 | 9.0 | 9.4 | 9.5 | | | 8.6 | 8.8 | 8.7 | 00 | 00 | 99 | C 0 | C 0 | C 0 | $10^1$ | $10^1$ | $7^2$ | 0.2 | ●⁰ a interv |
| 27 | 32.8 | **82.0** | 34.6 | 9.7 | 8.7 | 8.4 | | | 7.9 | 8.4 | 8.1 | 88 | 00 | 99 | C 0 | C 0 | C 0 | $8^2$ | $10^2$ | $10^2$ | 5.0 | ●² 10a-10p30 |
| 28 | 36.6 | 38.9 | 40.3 | 8.1 | 7.0 | 6.2 | | | 7.2 | 6.6 | 5.7 | 89 | 88 | 81 | WNW 5 | SSW 4 | W 4 | $10^2$ | $10^2$ | $10^1$ | 14.8 | ●² a interv. 8a-11a |
| 29 | 40.1 | 36.3 | 39.3 | 6.2 | 5.9 | 2.4 | | | 5.7 | 6.3 | 5.1 | 81 | 91 | 93 | NW 5 | W 7 | SSW 9 | $10^2$ | $10^2$ | $10^0$ | 13.5 | ●⁰ a interv. MN-MN |
| 30 | 47.9 | 50.0 | 49.4 | 3.2 | 5.4 | 5.5 | | | **4.6** | 5.4 | 6.0 | 80 | 80 | 89 | SSW 10 | SSW 9 | SSW 9 | $8^1$ | $8^2$ | $10^0$ | 2.8 | ●⁰ a interv. durante |
| Pro. Mit. | 50.0 | 49.9 | 50.3 | 7.5 | 7.8 | 7.5 | | | 7.1 | 7.1 | 7.1 | 92 | 89 | 91 | 5.0 | 4.5 | 4.2 | 9.4 | 9.3 | 8.8 | 282.9 | |

Barómetro reducido a 0°C y a gravedad normal.

Barometer reduciert auf 0°C und Normal

(1) ≡ 8p20-MN. (2) 6a10, ≡² 3p10-MN. (3) NW 4p30-11p30. (4)10p-11p10.

D (H = 142 m) **ABRIL 1912** φ = 43° 33′ S λ = 74° 45′ W $h_a$ =

| a la p. p. den. | Velocidad del viento Windgeschwindigkeit m/minuto | | | km | | | | | Nubes (clase y dirección) Wolken (Art und Richtung) | | | Agua caída Niederschlag mm | | | Evaporación Verdunstung mm | | | |
|---|---|---|---|---|---|---|---|---|---|---|---|---|---|---|---|---|---|---|
| Min. | 7a | 2p | 9p | 9p-7a | 7a-2p | 2p-9p | 7a-7a | k/1h | 7a | 2p | 9p | 7a | 2p | 9p | 7a | 2p | 9p | 7a-7a |
| | 282 | 336 | 282 | 172.0 | 141.0 | 116.0 | 1102.0 | 45.9 | cu-ni | str-cu | a-cu | — | — | — | | | | |
| | 234 | 432 | 666 | 141.0 | 179.0 | 283.0 | 398.0 | 16.6 | cu-ni | cu-ni | cu-ni | 1.2 | — | — | | | | |
| | 516 | 564 | 684 | 307.0 | 238.0 | 289.0 | 769.0 | 32.6 | cu-ni | a-cu | cu-ni | 0.7 | — | — | | | | |
| | 618 | 552 | 702 | 372.0 | 230.0 | 291.0 | 899.0 | 37.5 | cu-ui | fr-cu | cu-ni | — | — | — | | | | |
| | 564 | 636 | 684 | 341.0 | 263.0 | 289.0 | 862.0 | 35.9 | str-cu | a-cu | a-cu | — | — | — | | | | |
| | 432 | 450 | 432 | 256.0 | 187.0 | 179.0 | 808.0 | 33.7 | a-cu | ni | ni | — | — | 0.3 | | | | |
| | 864 | 1218 | 1236 | 523.0 | 508.0 | 515.0 | 889.0 | 37.0 | cu-ni | cu-ni | cu-ni | — | 0.7 | — | | | | |
| | 816 | 300 | 534 | 490.0 | 128.0 | 534.0 | 1513.0 | 63.0 | cu-ni | str-cu | ci | — | — | — | | | | |
| | 336 | 384 | 486 | 198.0 | 158.0 | 205.0 | 860.0 | 35.8 | str-cu | str-cu | | — | — | — | | | | |
| | 450 | 498 | 348 | 272.0 | 212.0 | 147.0 | 635.0 | 26.5 | ci-str | ci | | — | — | — | | | | |
| | 216 | 516 | 264 | 126.0 | 22.0 | 110.0 | 485.0 | 20.2 | ci | a-str | ci | — | — | — | | | | |
| | 67 | 300 | 186 | 40.0 | 125.0 | 75.0 | 172.0 | 7.2 | str | str | str | 0.1 | — | — | | | | |
| | 123 | **85** | 168 | 74.0 | 15.0 | 72.0 | 274.0 | 11.4 | str | str | str | 0.2 | 0.1 | 0.1 | | | | |
| | 102 | 150 | 234 | 61.0 | 63.0 | 95.0 | 148.0 | 6.2 | ci | | | 0.2 | — | — | | | | |
| | 402 | 183 | 77 | 240.0 | 58.0 | 32.0 | 398.0 | 16.6 | ci | | | — | — | — | | | | |
| | 70 | 336 | 92 | 42.0 | 139.0 | 38.0 | **182.0** | **5.5** | str | str-cu | str | — | — | — | | | | |
| | 132 | 93 | 468 | 79.0 | 39.0 | 198.0 | 256.0 | 10.7 | str | str cu | str-cu | — | — | — | | | | |
| | 750 | 768 | 900 | 448.0 | 325.0 | 379.0 | 685.0 | 28.5 | a-cu | str | ni | — | — | 5.0 | | | | |
| | 1284 | 1200 | 1218 | 770.0 | 502.0 | 514.0 | 1474.0 | 61.4 | cu-ni | ni | ni | 6.1 | 4.2 | 8.8 | | | | |
| | 798 | 714 | 582 | 480.0 | 300.0 | 248.0 | 1496.0 | 62.3 | cu-ni | cu-ni | ni | 4.3 | — | — | | | | |
| | 486 | 498 | 948 | 292.0 | 210.0 | 396.0 | 840.0 | 35.0 | str | str | ni | 1.1 | 0.2 | 4.5 | | | | |
| | 714 | 1134 | 1050 | 432.0 | 478.0 | 438.0 | 1038.0 | 43.2 | ni | cu-ni | cu-ni | 0.5 | — | — | | | | |
| | 1464 | **1650** | 1464 | 880.0 | 696.0 | 616.0 | 1796 0 | 74.8 | str | str | cu-ni | 0.1 | 0.1 | — | | | | |
| | 798 | 852 | 882 | 484.0 | 354.0 | 374.0 | 1796.0 | 74.8 | str-cu | str | str | — | — | 0.2 | | | | |
| | 1068 | 1368 | 1218 | 635.0 | 572.0 | 511.0 | 1363.0 | 56.8 | cu-ni | str | str | 3.8 | 2.2 | 0.2 | | | | |
| | 1248 | 1332 | 1302 | 748.0 | 563.0 | 544.0 | **1831.0** | **76.3** | str | cu-ni | cu-ni | 1.8 | 0.2 | 0.1 | | | | |
| | 1134 | 786 | 882 | 676.0 | 330.0 | 369.0 | 1783.0 | 74.3 | cu-ni | cu-ni | cu-ni | 3.3 | — | 2.6 | | | | |
| | 732 | 918 | 1098 | 443.0 | 386.0 | 463.0 | 1142.0 | 47.6 | cu-ni | cu-ni | cu-ni | 3.1 | 4.0 | — | | | | |
| | 732 | 600 | 816 | 442.0 | 254.0 | 340.0 | 1291.0 | 53.8 | ni | ni | cu-ni | — | 2.9 | 0.9 | | | | |
| | 864 | 948 | 516 | 520.0 | 401.0 | 216.0 | 1114.0 | 46.4 | cu-ni | cu-ni | cu-ni | 5.2 | — | — | | | | |
| | 600 | 658 | 681 | 366.1 | 269.2 | 295.9 | 941.6 | 39.2 | | | | 31.7 | 14.6 | 22.7 | | | | |

**JELISTAS** (H = 55 m) **ABRIL 1912** φ = 52° 24′ S λ = 75° 06′ W $h_a$ = —

| | | | | | | | | | | | | | | | | | | |
|---|---|---|---|---|---|---|---|---|---|---|---|---|---|---|---|---|---|---|
| | | | | | | | | | ni | ni | ni | 9.3 | 2.0 | 2.2 | | | | |
| | | | | | | | | | ni | ni | ni | 6.3 | 3.8 | 1.9 | | | | |
| | | | | | | | | | ni | ni | ni | 3.9 | 3.5 | 7.2 | | | | |
| | | | | | | | | | ni | ni | ni | 4.4 | 18.2 | 18.6 | | | | |
| | | | | | | | | | ni | ni | ni | 15.3 | 12.1 | 5.1 | | | | |
| | | | | | | | | | ni | cu-ni | cu-ni | 1.9 | 4.2 | — | | | | |
| | | | | | | | | | cu-ni | cu-ni | cu-ni | 0.8 | 0.3 | — | | | | |
| | | | | | | | | | ni | ni | ni | 3.3 | 0.8 | 11.8 | | | | |
| | | | | | | | | | ni | ni | ni | 22.5 | 26.5 | 26.8 | | | | |
| | | | | | | | | | ni | ni | ni | 5.5 | — | 5.1 | | | | |
| | | | | | | | | | ni | cu-ni | cu | 10.5 | 0.0 | — | | | | |
| | | | | | | | | | str-cu | cu, ci-str | cu | — | — | — | | | | |
| | | | | | | | | | ni | cu-ni | cu-ni | 0.1 | 0.2 | — | | | | |
| | | | | | | | | | ni | cu-ni | cu-ni | 0.0 | 0.3 | 0.0 | | | | |
| | | | | | | | | | cu-ni | ni | ni | — | — | 0.2 | | | | |
| | | | | | | | | | cu-ni | cu-ni | cu-ni | 0.5 | 0.0 | — | | | | |
| | | | | | | | | | str | str-cu | cu-ni | — | — | — | | | | |
| | | | | | | | | | str-cu | ni | ni | — | — | 0.0 | | | | |
| | | | | | | | | | ci-str | ci | str | 0.0 | — | — | | | | |
| | | | | | | | | | a-cu | cu-ni | ni | 1.1 | 0.5 | 0.5 | | | | |
| | | | | | | | | | cu-ni | cu-ni | | 0.7 | — | — | | | | |
| | | | | | | | | | cu-ni | ni | ni | — | 0.0 | 2.1 | | | | |
| | | | | | | | | | cu-ni | ni | ni | 3.8 | 5.8 | 2.1 | | | | |
| | | | | | | | | | ni | ni | str-cu | — | — | — | | | | |
| | | | | | | | | | ni | a-str | a-str | — | — | 0.0 | | | | |
| | | | | | | | | | ni | ni | ni | 0.2 | 2.0 | 0.5 | | | | |
| | | | | | | | | | ni | ni | ni | 2.5 | 2.1 | 3.7 | | | | |
| | | | | | | | | | str-cu | ni | cu-ni | 9.0 | 7.9 | — | | | | |
| | | | | | | | | | cu-ni | ni | ni | 5.6 | 0.8 | 1.5 | | | | |
| | | | | | | | | | ni | ni | ni | 0.5 | 0.6 | 1.9 | | | | |
| | | | | | | | | | | | | 107.7 | 91.6 | 91.2 | | | | |

Observaciones se efectuaron según hora oficial de Chile (75° de long.)

Alle Beobachtungen nach chilenischer Einheitszeit (75° Länge).

**PUNTA DUNGENES** (H = 5 m) **ABRIL 1912** φ = 52° 24′ S λ = 68° 25′ W $C_g$ =

| Dia Tag | Barómetro Barometer 700 mm + 7a | 2p | 9p | Temperatura del aire Lufttemperatur C° 7a | 2p | 9p | Max. | Min. | Humedad absoluta Absolute Feuchtigkeit mm 7a | 2p | 9p | Humedad relativa Relative Feuchtikeit % 7a | 2p | 9p | Dirección y fuerza del viento Richtung und Stärke des Windes 0—12 B 7a | 2p | 9p | Nebulosidad Bewölkung 0—10 7a | 2p | 9p | Agua caída Niederschlag mm 7a-7a | Notas Bemerkungen |
|---|---|---|---|---|---|---|---|---|---|---|---|---|---|---|---|---|---|---|---|---|---|---|
| 1 | 38.1 | 40.5 | 44.8 | 7.4 | 7.8 | 7.2 | 14.2 | 2.0 | 6.6 | 7.7 | 6.7 | 86 | 98 | 89 | WSW 5 | SW 3 | SW 4 | 6 | 8 | 1 | 0.0 | |
| 2 | 42.5 | 45.2 | 47.6 | 8.4 | 11.8 | 10.2 | 11.8 | 7.6 | 7.3 | 4.2 | 7.4 | 89 | 40 | 79 | WSW 3 | SW 4 | SW 4 | 1 | 1 | 3 | — | |
| 3 | 50.8 | 52.4 | 54.8 | 9.4 | 11.6 | 9.6 | 12.0 | 5.8 | 6.7 | 9.4 | 8.0 | 76 | 94 | 89 | WSW 2 | SW 4 | WSW 2 | 0 | 0 | 10 | — | |
| 4 | 49.4 | 52.1 | 50.0 | 8.8 | 10.4 | 9.8 | 11.4 | 6.6 | 7.5 | 8.7 | 7.9 | 89 | 93 | 87 | WSW 2 | WSW 2 | WSW 2 | 0 | 6 | 10 | — | |
| 5 | 50.3 | 50.4 | 46.5 | 8.6 | 10.4 | 8.6 | 10.8 | 5.2 | 8.1 | 8.2 | 7.2 | 98 | 88 | 87 | SW 3 | SW 1 | C 0 | 6 | 10 | 10 | — | |
| 6 | 42.5 | 39.3 | 39.8 | 8.6 | 10.2 | 7.4 | 10.4 | 5.4 | 7.2 | 7.4 | 5.5 | 87 | 79 | 72 | WSW 1 | WSW 3 | WSW 3 | 1 | 8 | 9 | — | |
| 7 | 40.2 | 45.8 | 56.1 | 5.2 | 5.6 | 3.6 | 8.2 | **1.0** | 6.2 | 5.8 | 5.5 | 94 | 85 | 93 | SW 2 | SSW 3 | SW 4 | 8 | 10 | 10 | — | |
| 8 | 59.2 | 55.1 | 55.8 | 5.6 | 9.6 | 9.2 | 9.8 | 2.0 | 6.8 | 6.6 | 7.1 | 00 | 74 | 81 | WSW 2 | WSW 3 | WSW 3 | 10 | 9 | 9 | — | |
| 9 | 44.7 | 54.5 | 55.1 | 9.0 | 9.6 | 10.8 | 10.8 | 7.6 | 7.4 | 8.4 | 8.0 | 87 | 95 | 83 | W 1 | SW 1 | NW 1 | 10 | 10 | 10 | — | |
| 10 | 46.2 | 58.5 | 58.6 | 11.6 | 12.8 | 12.6 | 14.8 | 6.2 | 8.4 | **10.8** | 10.1 | 84 | 98 | 93 | WSW 2 | WSW 1 | C 0 | 10 | 4 | 7 | — | |
| 11 | 58.7 | 57.1 | 59.0 | 9.6 | 14.8 | 11.2 | 15.2 | 5.4 | 7.7 | 9.0 | 6.5 | 87 | 72 | 66 | C 0 | C 0 | SW 2 | 0 | 0 | 3 | — | |
| 12 | 63.5 | 63.5 | 64.2 | 7.6 | 10.0 | 7.6 | **15.8** | 5.4 | 5.8 | 6.8 | 6.3 | 74 | 74 | 80 | SW 2 | SW 2 | C 0 | 3 | 3 | 3 | — | |
| 13 | 65.1 | 64.3 | **65.8** | 11.2 | 11.4 | 9.4 | 11.4 | 5.2 | **8.7** | 6.7 | 7.2 | **87** | 66 | 82 | SW 1 | SW 1 | C 0 | 8 | 8 | 10 | — | |
| 14 | 64.7 | 61.1 | 60.1 | 8.6 | 10.0 | 8.2 | 10.2 | 6.8 | 8.3 | 6.6 | 7.2 | 00 | 72 | 89 | SW 1 | SW 1 | SW 1 | 0 | 0 | 0 | — | |
| 15 | 64.7 | 61.1 | 60.1 | 6.8 | 10.0 | 7.6 | 10.2 | 6.8 | 5.9 | 8.2 | 7.8 | 80 | 89 | 00 | SW 1 | C 0 | SW 2 | 1 | 0 | 9 | — | |
| 16 | 56.9 | 56.5 | 60.3 | 7.8 | 10.0 | 6.4 | 10.8 | 5.6 | 6.6 | 9.5 | 6.1 | 83 | 00 | 86 | SW 1 | SW 1 | SW 1 | 5 | 5 | 9 | — | |
| 17 | 61.5 | 61.3 | 61.4 | 5.8 | 9.8 | 8.2 | 9.8 | 5.4 | 5.8 | 6.5 | 6.1 | 85 | 71 | 75 | SW 1 | SW 1 | SW 1 | 0 | 0 | 0 | — | |
| 18 | 61.8 | 61.3 | 58.8 | 5.8 | 7.4 | 5.4 | 8.6 | 6.2 | 5.6 | 7.7 | 6.7 | 82 | 00 | 00 | SW 2 | WSW 1 | C 0 | 9 | 0 | 0 | — | |
| 19 | 54.6 | 50.6 | 48.5 | 5.2 | 7.6 | 8.4 | 9.4 | **1.0** | 6.4 | 7.6 | 7.3 | 97 | 98 | 89 | C 0 | NE 1 | C 0 | 0 | 10 | 10 | — | |
| 20 | 46.5 | 50.4 | 50.4 | 9.0 | 8.8 | 8.8 | 9.0 | 5.6 | 8.1 | 6.8 | 7.1 | 95 | 81 | 84 | C 0 | C 0 | C 0 | 10 | 10 | 10 | — | |
| 21 | 55.5 | 57.1 | 59.8 | 7.8 | 7.8 | 6.8 | 9.8 | 5.2 | 7.2 | 7.2 | 5.7 | 92 | 92 | 77 | C 0 | C 0 | C 0 | 10 | 10 | 10 | — | |
| 22 | 62.7 | 63.8 | 61.2 | 6.0 | 5.6 | 6.4 | 7.6 | 5.6 | 6.6 | 6.6 | 5.9 | 94 | 97 | 83 | C 0 | C 0 | N 1 | 10 | 10 | 10 | — | |
| 23 | 55.2 | 51.4 | 47.8 | 8.4 | 9.6 | 9.8 | 9.8 | 5.2 | 7.1 | 8.2 | 7.9 | 87 | 92 | 87 | NNE 1 | N 1 | N 1 | 0 | 10 | 10 | 2.1 | ● MN-3a |
| 24 | 47.1 | 50.6 | 54.6 | 8.8 | 8.8 | 10.4 | 10.4 | 5.2 | 7.8 | 8.2 | 5.2 | 92 | 98 | 56 | SW 1 | SW 2 | SW 3 | 10 | 10 | 10 | 0.0 | ● a interv. 3a-3p; ≡ |
| 25 | 58.9 | 58.1 | 55.7 | 8.7 | 9.0 | 7.8 | 9.0 | 7.6 | 6.5 | 7.0 | 7.9 | 77 | 81 | 00 | C 0 | NNE 1 | NNE 1 | 10 | 0 | 0 | 3.0 | |
| 26 | 48.8 | 44.5 | 48.8 | 9.0 | 9.2 | 9.0 | 10.0 | 6.0 | 7.8 | 8.2 | 7.8 | 92 | 95 | 92 | N 1 | N 1 | C 0 | 0 | 10 | 10 | 0.0 | ● a interv. MN-9a; ≡ |
| 27 | 35.6 | **35.4** | 38.0 | 8.2 | 10.6 | 9.4 | 10.6 | 5.8 | 7.4 | 8.1 | 7.3 | 92 | 85 | 84 | C 0 | SW 1 | C 0 | 10 | 9 | 8 | **7.1** | ● 2a-6a; ≡ 2a-6a |
| 28 | 38.9 | 40.5 | 41.5 | 8.8 | 7.8 | 8.0 | 9.0 | 5.2 | 7.3 | 7.2 | 8.0 | 87 | 92 | 00 | C 0 | SW 1 | SSW 1 | 10 | 6 | 9 | — | |
| 29 | 42.6 | 41.7 | 38.1 | 7.4 | 7.8 | 5.2 | 8.8 | **1.0** | 7.0 | 6.1 | 5.6 | 91 | 78 | 84 | SW 2 | WSW 1 | W 1 | 10 | 9 | 10 | — | |
| 30 | 45.0 | 48.1 | 47.9 | 2.8 | 4.4 | 4.4 | 10.6 | 2.8 | 5.4 | 5.6 | 6.0 | 96 | 90 | 97 | SSW 2 | SW 4 | SW 4 | 9 | 8 | 8 | — | |
| Pro. Mit. | 52.1 | 52.4 | 53.0 | 7.9 | 9.3 | 8.2 | 10.7 | 5.1 | 6.9 | 7.5 | 7.0 | 87 | 86 | 85 | 1.3 | 1.5 | 1.4 | 5.6 | 6.1 | 7.3 | 12.2 | |

**PUNTA ARENAS** (H = 4 m) **ABRIL 1912** φ = 53° 10′ S λ = 70° 54′ W $C_g$ = +0.5 +0.6

| | | | | | | | | | | | | | | | | | | | | | | |
|---|---|---|---|---|---|---|---|---|---|---|---|---|---|---|---|---|---|---|---|---|---|---|
| 1 | 37.0 | 42.5 | 44.5 | 5.2 | 8.4 | 5.8 | 9.0 | 1.0 | 5.5 | 4.5 | 4.9 | 83 | 55 | 71 | W 4 | SW 4 | W 4 | 10 | 9 | 10 | 11.6 | ● 0a30-7a20, ● ch 2p |
| 2 | 40.7 | 45.0 | 47.5 | 6.7 | 9.0 | 9.0 | 9.5 | 4.0 | 5.9 | 6.4 | 5.9 | 80 | 74 | 69 | W 10 | W 8 | W 6 | 10 | 10 | 9 | 1.4 | ●⁰ a interv; ⌒¹ consta |
| 3 | 48.7 | 52.3 | 55.2 | 9.4 | 10.6 | 8.0 | 11.0 | 8.6 | 5.7 | 6.8 | 6.2 | 65 | 72 | 75 | W 8 | W 5 | C 0 | 4 | 4 | 7 | 1.7 | ●⁰ 5p25-7p; ⌒² 8a-9a |
| 4 | 55.4 | 51.9 | 49.9 | 9.2 | 10.7 | 7.6 | 12.0 | 7.1 | 6.6 | 6.5 | 6.6 | 81 | 67 | 84 | N 1 | W 2 | NW 3 | 10 | 10 | 10 | 0.7 | ●¹ 3p5-MN |
| 5 | *51.0* | 50.3 | 45.3 | *7.9* | 10.9 | 7.4 | 11.3 | 5.5 | *6.9* | 5.4 | 6.7 | *67* | 56 | 87 | WSW 2 | C 0 | N 2 | 7 | 8 | 10 | 5.7 | ● MN-1a |
| 6 | 41.2 | 38.3 | 38.7 | 7.2 | 8.9 | 4.2 | 11.2 | 4.0 | 4.9 | 4.9 | 4.9 | 64 | 57 | 79 | SW 2 | W 8 | NW 6 | 3 | 5 | 6 | — | ● 8p-9p30; ⌒² MD-1p |
| 7 | 41.8 | 51.0 | 58.6 | 3.4 | 3.9 | 1.7 | 6.2 | 0.9 | 4.3 | 3.8 | 3.5 | 74 | 63 | 67 | W 4 | SW 4 | W 1 | 6 | 7 | 8 | 0.5 | ●⁰ 4a-5a30, ✳⁰ 1p30 |
| 8 | 58.1 | 55.3 | 56.4 | 5.1 | 11.9 | 8.8 | 12.5 | 1.5 | 5.1 | 5.7 | 5.8 | 77 | 55 | 68 | WNW 2 | W 3 | W 2 | 9 | 7 | 2 | 0.0 | |
| 9 | 54.6 | 55.0 | 54.1 | 10.0 | 13.6 | 11.0 | 13.8 | 8.5 | 6.9 | 7.6 | 7.7 | 75 | 65 | 78 | N 2 | NW 2 | N 2 | 8 | 10 | 10 | — | |
| 10 | 55.4 | 57.1 | 57.3 | 12.9 | 17.4 | 15.6 | **17.9** | 10.5 | 8.3 | **8.9** | 8.3 | 75 | 60 | 63 | W 4 | W 4 | NE 1 | 10 | 7 | 7 | — | |
| 11 | 58.3 | 58.0 | 61.4 | 12.2 | 15.2 | 8.2 | 17.3 | 7.5 | 8.8 | 5.4 | 4.0 | 82 | **42** | 49 | N 1 | W 3 | W 2 | 9 | 6 | 0 | — | |
| 12 | 64.6 | 64.6 | 65.5 | 6.5 | 10.6 | 3.3 | 15.5 | 3.0 | 5.0 | 4.7 | 4.3 | 69 | 49 | 74 | WSW 1 | SW 2 | C 0 | 2 | 3 | 0 | — | |
| 13 | 64.9 | 65.0 | 67.2 | 5.6 | 13.0 | 7.2 | 13.5 | 3.0 | 4.9 | 6.1 | 5.8 | 72 | 54 | 76 | WNW 2 | WSW 2 | SW 2 | 9 | 5 | 1 | — | |
| 14 | **67.4** | 67.1 | **67.4** | 6.5 | 11.7 | 5.4 | 12.0 | 3.5 | 5.3 | 6.2 | 5.8 | 73 | 60 | 86 | NNE 1 | S 2 | NNE 1 | 10 | 1 | 0 | — | ⌓¹ III |
| 15 | 65.5 | 63.2 | 60.8 | 5.1 | 9.2 | 6.4 | 12.1 | 1.7 | 5.6 | 6.7 | 5.5 | 86 | 77 | 77 | C 0 | C 0 | C 0 | 7 | 6 | 2 | — | ⌓¹ III |
| 16 | *58.7* | 60.9 | 63.0 | *6.4* | 10.5 | 3.2 | 12.5 | 3.2 | *5.1* | 4.4 | 3 9 | *71* | 46 | 68 | WSW 1 | SSW 2 | SW 1 | 4 | 2 | 0 | — | ⌓ an |
| 17 | 63.8 | 63.1 | 63.6 | 3.9 | 8.4 | 1.5 | 11.0 | 0.2 | 4.7 | 5.4 | 4.8 | 78 | 66 | 93 | NW 1 | ENE 1 | C 0 | 2 | 1 | 0 | — | ⌓ an, ⌓¹ p |
| 18 | 62.3 | 61.0 | 59.0 | 0.5 | 6.2 | 1.6 | 10.0 | **-1.0** | 4.6 | 4.6 | 4.1 | 96 | 65 | 80 | C 0 | ENE 1 | C 0 | 2 | 1 | 0 | — | ⌓ an; ∞¹ I |
| 19 | 54.9 | 50.7 | 48.8 | 3.5 | 6.6 | 6.2 | 8.5 | **-1.0** | 5.1 | 5.2 | 6.7 | 86 | 71 | 94 | SW 2 | SSW 2 | ESE 3 | 9 | 1 | 10 | — | ●⁰ 9p-MN |
| 20 | 48.2 | 49.0 | 51.3 | 6.4 | 8.2 | 4.2 | 8.5 | 4.2 | 7.0 | 7.1 | 5.5 | 97 | 87 | 90 | SSW 3 | SSE 2 | C 0 | 10 | 10 | 0 | 4.8 | ● MN-7a30; ≡ a, ≡ |
| 21 | *56.0* | 59.0 | *62.4* | *6.3* | 8.7 | *4.8* | 11.0 | 2.8 | *6.5* | 6.5 | *4.7* | *91* | 78 | *69* | C 0 | SE 2 | C 0 | 9 | 1 | 0 | 0.1 | ⌓ an |
| 22 | 64.5 | 63.0 | 59.9 | 1.6 | 7.0 | 6.5 | 7.4 | 0.0 | 4.5 | 6.0 | 6.2 | 87 | 80 | 85 | SW 2 | N 4 | N 4 | 9 | 10 | 10 | — | ●¹ 9p-MN |
| 23 | 54.8 | 51.0 | 47.9 | 7.0 | 7.9 | 7.8 | 8.2 | 5.9 | 7.3 | 7.9 | 7.9 | 97 | 99 | **00** | NE 3 | E 2 | NE 1 | 10 | 10 | 10 | 11.1 | ●¹ MN-8a30, 4p-MN |
| 24 | 50.0 | 52.0 | 56.0 | 7.0 | 10.6 | 7.7 | 11.2 | 6.2 | 6.5 | 6.2 | 5.6 | 87 | 65 | 71 | W 2 | W 4 | W 2 | 5 | 4 | 1 | 7.7 | ●¹ MN-4a20 |
| 25 | 57.9 | 57.2 | 55.0 | 4.6 | 7.8 | 7.5 | 9.5 | 4.4 | 5.4 | 6.9 | 7.2 | 85 | 87 | 93 | C 0 | SSW 2 | NE 2 | 5 | 10 | 10 | — | ●⁰ 5p30-9p, ●¹ 9p-M |
| 26 | 49.1 | 46.0 | 41.9 | 7.6 | 7.8 | 8.0 | 8.2 | 6.8 | 7.7 | 7.9 | 7.8 | 99 | **00** | 97 | NE 1 | S 2 | NW 2 | 10 | 10 | 10 | 13.7 | ●¹ MN-7a, 4p-MN |
| 27 | 36.9 | **36.7** | 37.8 | 8.1 | 9.9 | 8.7 | 11.7 | 6.8 | 7.5 | 7.8 | 7.5 | 92 | 86 | 89 | W 2 | C 0 | C 0 | 10 | 8 | 10 | **14.2** | ● MN-7a45 |
| 28 | 40.2 | 41.5 | 42.6 | 7.3 | 7.8 | 6.5 | 9.2 | 6.4 | 7.5 | 7.4 | 6.6 | 97 | 94 | 90 | C 0 | E 1 | C 0 | 10 | 10 | 9 | 0.1 | ● ch 5a25, ●⁰ 11a, 2 |
| 29 | 42.6 | 40.7 | 38.4 | 5.0 | 7.0 | 3.2 | 7.8 | 3.0 | 4.8 | 4.6 | 4.9 | 73 | 61 | 84 | WNW 1 | W 1 | W 4 | 4 | 8 | 10 | 1.6 | ⌓¹ an |
| 30 | 46.1 | 49.3 | 46.4 | -0.2 | 3.8 | 3.4 | 3.9 | **-1.0** | 3.5 | **8.4** | 4.6 | 78 | 56 | 79 | W 4 | W 4 | W 5 | 4 | 3 | 10 | — | ●⁰ n |
| Pro. Mit. | 53.0 | 53.2 | 53.5 | 6.2 | 9.4 | 6.3 | 10.8 | 3.9 | 5.9 | 6.0 | 5.8 | 81 | 68 | 80 | 2.2 | 2.6 | 1.9 | 7.2 | 6.2 | 5.7 | 74.9 | |

Barómetro reducido a 0°C y a gravedad normal.

(1) 5p30. (2) (de luna) 9p; ☄.

Barometer reduciert auf 0°C und Normals

**A DUNGENES** (H = 5 m) **ABRIL 1912** φ = 52° 24′ S λ = 68° 25′ W $h_a$ =—

| p. a la mp. mp. reien e Min. | Velocidad del viento Windgeschwindigkeit m/minuto 7a | 2p | 9p | km 9p-7a | 7a-2p | 2p-9p | 7a-7a | k/1h | Nubes (clase y dirección) Wolken (Art und Richtung) 7a | 2p | 9p | Agua caída Niederschlag mm 7a | 2p | 9p | Evaporación Verdunstung mm 7a | 2p | 9p | 7a-7a |
|---|---|---|---|---|---|---|---|---|---|---|---|---|---|---|---|---|---|---|
| | | | | | | | | | a-str, ci-cu | fr-cu a-str | ci | — | — | — | | | | |
| | | | | | | | | | fr-ni | ci | ci-cu | — | — | — | | | | |
| | | | | | | | | | | | ni | — | — | — | | | | |
| | | | | | | | | | | str-cu | ni | — | — | — | | | | |
| | | | | | | | | | ni, str | ni | ni | — | — | — | | | | |
| | | | | | | | | | ci | str | cu-ni | — | — | — | | | | |
| | | | | | | | | | fr-cu | ni | ni | — | — | — | | | | |
| | | | | | | | | | ni | cu-ni | cu-ni | — | — | — | | | | |
| | | | | | | | | | ni | ni | ni | — | — | — | | | | |
| | | | | | | | | | ni | a-cu | str | — | — | — | | | | |
| | | | | | | | | | | | | — | — | — | | | | |
| | | | | | | | | | ci-cu | ci-cu | ci-cu | — | — | — | | | | |
| | | | | | | | | | fr-cu | fr-cu | ni | — | — | — | | | | |
| | | | | | | | | | | | | — | — | — | | | | |
| | | | | | | | | | ci | | cu-ni | — | — | — | | | | |
| | | | | | | | | | fr-ni | fr-str | cu-ni | — | — | — | | | | |
| | | | | | | | | | | | | — | — | — | | | | |
| | | | | | | | | | cu-ni | | | — | — | — | | | | |
| | | | | | | | | | | ni | ni | — | — | — | | | | |
| | | | | | | | | | ni | ni | ni | — | — | — | | | | |
| | | | | | | | | | ni | ni | ni | — | — | — | | | | |
| | | | | | | | | | ni | ni | | — | — | — | | | | |
| | | | | | | | | | | ni | ni | 2.1 | — | — | | | | |
| | | | | | | | | | ni | ni | ni | 0.0 | 3.0 | — | | | | |
| | | | | | | | | | ni | | | — | — | — | | | | |
| | | | | | | | | | | ni | ni | 0.0 | 5.1 | — | | | | |
| | | | | | | | | | ni | cu-ni | fr-cu | 2.0 | — | — | | | | |
| | | | | | | | | | ni | str-cu | cu-ni | — | — | — | | | | |
| | | | | | | | | | ni | cu-ni | ni | — | — | — | | | | |
| | | | | | | | | | cu-ni | fr-cu | str-cu | — | — | — | | | | |
| | | | | | | | | | | | | 4.1 | 8.1 | — | | | | |

**TA ARENAS** (H = 4 m) **ABRIL 1912** φ = 53° 10′ S λ = 70° 54′ W $h_a$ = 11.2 m

| | | | | | | | | | | | | | | | | | | |
|---|---|---|---|---|---|---|---|---|---|---|---|---|---|---|---|---|---|---|
| 7 | -0.5 | 380 | 250 | 480 | 223.6 | 104.6 | 128.0 | 606.2 | 25.3 | fr-cu, a-str | cu, a-str | fr-ni, a-str | 8.9 | 0.3 | — | 0.9 | 0.3 | 0.2 | 1.9 |
| 2 | 3.0 | **1380** | 900 | 600 | 818.4 | 563.7 | 371.9 | 1051.0 | 43.8 | ni | fr-ni, a-str W | fr-ni W, str | 1.1 | 1.7 | — | 0.8 | 1.0 | 0.8 | 1.3 |
| 3 | 6.6 | 980 | 490 | 0 | 508.5 | 425.9 | 272.9 | **1444.1** | **60.2** | str-cu | fr-cu W | ni W, a-str | — | — | 0.7 | 1.2 | 0.9 | 0.8 | **3.0** |
| 0 | 5.4 | 80 | 180 | 300 | 174.5 | 117.8 | 185.0 | 873.3 | 36.4 | fr-ni NW, str | cu, a str | ni | — | — | 3.9 | 0.2 | 0.2 | 0.7 | 1.9 |
| 5 | 3.5 | 120 | 0 | 100 | 211.4 | 78.2 | 53.3 | 514.2 | 21.4 | cu, ci-str | cu W, a-str | str, fr-ni | 1.8 | — | — | 0.1 | 0.8 | 0.0 | 1.0 |
| 4 | 2.5 | 120 | 850 | 500 | 102.9 | 112.0 | 225.0 | 234.4 | 9.8 | cu, fr-str | cu, a-cu W | cu-ni | — | — | 0.2 | 0.2 | 0.9 | 0.2 | 1.0 |
| 3 | -1.0 | 390 | 420 | 90 | 247.0 | 220.6 | 129.4 | 584.0 | 24.3 | cu, a-cu W | cu N, ni W | str-cu W | 0.3 | 0.0 | 0.0 | 0.1 | 0.8 | 0.2 | 1.2 |
| 1 | 0.5 | 100 | 250 | 200 | 108.2 | 116.0 | 196.0 | 458.2 | 19.1 | str-cu W | fr-cu W, a-cu W | cu, a-cu W | — | — | — | 0.2 | 0.4 | 0.9 | 1.2 |
| 5 | 7.4 | 150 | 180 | 130 | 221.0 | 99.6 | 88.5 | 533.0 | 22.2 | fr-cu W, str-cu | fr-cu NW, a-str | a-str | — | — | — | 0.2 | 0.7 | 0.1 | 1.5 |
| 8 | 9.8 | 380 | 320 | 50 | 296.8 | 185.0 | 129.5 | 484.9 | 20.2 | fr-cu W, a-cu | cu W, ci-str | str | — | — | — | 0.3 | 0.8 | 0.9 | 1.1 |
| 7 | 5.5 | 90 | 250 | 200 | 45.6 | 120.5 | 150.6 | 360.1 | 15.0 | fr-cu NW, a-str | cu, fr-cu W | | — | — | — | 0.1 | 0.9 | 0.3 | 1.8 |
| 7 | 0.7 | 95 | 120 | 0 | 144.0 | 140.0 | 34.8 | 415.1 | 17.3 | cu, ci-cu WSW | a-cu WSW | | — | — | — | 0.8 | 0.3 | 0.7 | 2.0 |
| 2 | 1.0 | 120 | 120 | 150 | 61.0 | 113.0 | 100.6 | 235.8 | 9.8 | str-cu WSW | cu WSW, fr-str | cu | — | — | — | 0.1 | 0.3 | 0.7 | 1.1 |
| 7 | 1.9 | 60 | 150 | 90 | 99.0 | 102.2 | 68.1 | 312.6 | 13.0 | cu, a-str | cu SSW | | — | — | — | 0.2 | 0.8 | 0.3 | 1.2 |
| 0 | 0.0 | 0 | 0 | 0 | 42.1 | 32.6 | 34.0 | 212.4 | 8.8 | str-cu | cu SW, a-str | a-str | — | — | — | 0.0 | 0.1 | 0.6 | 1.1 |
| 5 | 1.0 | 68 | 125 | 90 | 93.0 | 134.6 | 116.3 | 159.6 | 6.6 | cu, a-cu | cu | | — | — | — | 0.2 | 0.9 | 0.3 | 0.9 |
| 5 | -2.0 | 60 | 80 | 0 | 72.6 | 45.0 | 31.5 | 322.9 | 13.5 | cu | cu | | — | — | — | 0.6 | 0.1 | 0.4 | 1.8 |
| 5 | -3.0 | 0 | 90 | 0 | 45.0 | 33.0 | 29.0 | 121.5 | 5.1 | ci-str | ci | | — | — | — | 0.1 | 0.5 | 0.1 | 0.6 |
| 0 | -3.0 | 220 | 240 | 250 | 56.5 | 43.9 | 128.9 | 118.5 | 4.9 | str-cu | ci | ni | — | — | — | 0.1 | 0.1 | 0.1 | 0.7 |
| 5 | 2.5 | 280 | 80 | 0 | 115.4 | 59.0 | 9.0 | 288.2 | 12.0 | ni | str | | 4.8 | 0.1 | — | 0.0 | 0.1 | 0.4 | 0.2 |
| 5 | 1.4 | 0 | 60 | 0 | 15.0 | 38.6 | 28.0 | 83.0 | 3.5 | str | fr-cu SW | | — | — | — | 0.1 | 0.2 | 0.3 | 0.6 |
| 5 | -2.0 | 125 | 350 | 380 | 132.6 | 93.9 | 213.0 | 199.2 | 8.3 | str-cu NE | fr-ni NE, a-str | fr-ni N | — | — | — | 0.2 | 0.1 | 0.2 | 0.7 |
| 4 | 5.0 | 280 | 100 | 80 | 290.5 | 88.0 | 42.0 | 597.4 | 24.9 | ni | str | ni | 11.1 | 0.6 | 2.0 | 0.1 | 0.1 | 0.0 | 0.4 |
| 8 | 4.8 | 90 | 380 | 110 | 62.3 | 110.9 | 120.0 | 192.3 | 8.0 | cu W, str-cu | cu W | cu W | 5.1 | — | — | 0.0 | 0.0 | 0.1 | 0.1 |
| 0 | 2.6 | 0 | 105 | 150 | 138.0 | 36.3 | 130.0 | 368.9 | 15.4 | a-cu WNW, ci-str | a-cu WNW, a-str | ni | — | — | 0.3 | 0.0 | 0.0 | 0.0 | 0.1 |
| 7 | 6.0 | 80 | 120 | 100 | 182.9 | 28.5 | 29.0 | 349.2 | 14.6 | str | str | ni | 13.4 | — | 5.2 | 0.0 | 0.2 | **0.1** | **0.0** |
| 2 | 6.5 | 110 | 0 | 0 | 118.0 | 22.2 | 21.0 | 175.5 | 7.3 | ni | cu W, a-cu, ci | str | 9.0 | — | — | 0.2 | 0.2 | 0.3 | 0.5 |
| 1 | 5.0 | 0 | 90 | 0 | 32.6 | 43.1 | 48.0 | **75.8** | **3.2** | fr-ni, str-cu | ni, a-str | str-cu, a-cu W | 0.1 | 1.4 | 0.2 | 0.1 | 0.2 | 0.4 | 0.6 |
| 5 | 2.4 | 100 | 75 | 380 | 85.7 | 60.8 | 124.0 | 176.8 | 7.4 | fr-cu W | fr-cu W, ci-str | ni | — | — | — | 0.0 | 0.3 | 0.1 | 0.6 |
| 0 | -2.7 | 350 | 400 | 650 | 372.1 | 183.4 | 234.0 | 556.9 | 23.2 | ni | cu, ci-str | ni, a-str | — | — | — | 0.0 | 0.0 | 0.0 | 0.4 |
| 1 | 2.4 | 207 | 226 | 169 | 170.5 | 118.4 | 115.7 | 403.5 | 16.8 | | | | 55.6 | 4.1 | 12.5 | 7.1 | 12.2 | 10.2 | 30.5 |

Observaciones se efectuaron según hora oficial de Chile (75° de long.)

Alle Beobachtungen nach chilenischer Einheitszeit (75° Länge).

**SAN ISIDRO** (H = 21 m) **ABRIL 1912** φ = 53° 48′ S λ = 70° 59′ W $C_g$ =

| Día Tag | Barómetro Barometer 700 mm + | | | Temperatura del aire Lufttemperatur C° | | | | | Humedad absoluta Absolute Feuchtigkeit mm | | | Humedad relativa Relative Feuchtigkeit % | | | Dirección y fuerza del viento Richtung und Stärke des Windes 0—12 B | | | Nebulosidad Bewölkung 0—10 | | | Agua caída Niederschlag mm | Notas Bemerkungen |
|---|---|---|---|---|---|---|---|---|---|---|---|---|---|---|---|---|---|---|---|---|---|---|
| | 7a | 2p | 9p | 7a | 2p | 9p | Max. | Min. | 7a | 2p | 9p | 7a | 2p | 9p | 7a | 2p | 9p | 7a | 2p | 9p | 7a - 7a | |
| 1 | 34.5 | 39.2 | 41.4 | 4.0 | 4.2 | 3.6 | 5.8 | 3.4 | 5.3 | 4.8 | 5.1 | 87 | 77 | 87 | SW 2 | SW 3 | SW 6 | 10 | 9 | 10 | 40.0 | ● I-III; ≡ 1a-MN |
| 2 | 37.2 | 42.0 | 43.4 | 6.8 | 7.6 | 8.0 | 8.0 | 6.8 | 5.5 | 6.5 | 5.9 | 74 | 83 | 73 | SW 6 | SW 4 | SW 4 | 10 | 10 | 10 | 51.0 | ● [1] I-III; ≡ 2a-10p |
| 3 | 46.3 | 49.2 | 51.1 | 8.0 | 8.0 | 6.4 | 10.0 | 6.2 | 6.0 | 7.1 | 6.6 | 75 | 89 | 91 | SW 3 | SW 4 | SW 2 | 10 | 10 | 10 | **73.0** | ● I-III; ≡ 1a30-MN |
| 4 | 52.0 | 48.1 | 46.7 | 5.0 | 11.0 | 8.0 | 11.0 | 5.0 | 6.3 | 7.2 | 6.0 | 97 | 73 | 75 | N 1 | SW 2 | SW 1 | 8 | 10 | 10 | 65.0 | ● I-III; ≡ 4a-8p |
| 5 | 48.1 | 48.3 | 42.0 | 6.8 | 9.6 | 7.4 | 9.8 | 6.4 | 5.5 | 4.8 | 5.3 | 74 | **54** | 69 | SW 4 | SSW 4 | N 1 | 6 | 4 | 10 | 20.5 | ● ch am, ∞[1] 1, 2 |
| 6 | 38.2 | 35.3 | 34.8 | 5.8 | 5.0 | 4.4 | 7.8 | 4.0 | 4.8 | 3.5 | 4.8 | 70 | **54** | 77 | SW 2 | SW 3 | C 0 | 7 | 8 | 10 | 4.0 | ● I-III; ≡ 5a-11p30 |
| 7 | 37.2 | 47.8 | 53.5 | 2.6 | 3.2 | 3.2 | 4.6 | 1.4 | 4.8 | 3.4 | **3.2** | 85 | 59 | 56 | SW 3 | SW 9 | SW 6 | 8 | 7 | 6 | 7.0 | ● I |
| 8 | 54.0 | 50.7 | 51.5 | 4.8 | 10.4 | 9.8 | 10.8 | 3.0 | 4.8 | 5.7 | 5.8 | 74 | 60 | 64 | C 0 | SW 6 | SW 5 | 8 | 7 | 10 | 1.5 | |
| 9 | 50.8 | 50.9 | 50.6 | 9.0 | 11.8 | 9.6 | 11.8 | 8.4 | 7.2 | 8.2 | 8.4 | 84 | 79 | 95 | C 0 | S 2 | N 1 | 10 | 10 | 10 | — | ● ch II |
| 10 | 51.8 | 52.4 | 54.1 | 9.8 | 13.0 | 14.0 | **15.8** | 9.2 | 8.3 | 8.6 | 8.2 | 92 | 77 | 69 | NE 2 | N 3 | SE 2 | 10 | 5 | 10 | 6.0 | ● ch am |
| 11 | 54.9 | 53.7 | 56.7 | 9.0 | 14.8 | 8.4 | 14.8 | 8.2 | 8.3 | **9.5** | 7.3 | 97 | 76 | 89 | C 0 | C 0 | SW 3 | 10 | 4 | 7 | 2.5 | ● ch am |
| 12 | 60.7 | 61.2 | 61.7 | 7.2 | 7.6 | 6.8 | 10.0 | 6.4 | 6.7 | 7.3 | 6.5 | 89 | 94 | 88 | SW 3 | SW 4 | SW 1 | 6 | 8 | 2 | — | |
| 13 | 60.9 | 61.6 | 63.1 | 7.6 | 12.0 | 8.8 | 12.0 | 7.2 | 7.1 | 9.4 | 6.8 | 91 | 91 | 81 | SW 1 | SW 3 | SW 6 | 10 | 8 | 6 | — | |
| 14 | 63.6 | 64.1 | **64.3** | 8.0 | 9.0 | 7.0 | 9.0 | 7.0 | 7.1 | 7.0 | 6.6 | 89 | 81 | 88 | SW 6 | SW 6 | SW 7 | 8 | 7 | 5 | — | |
| 15 | 62.6 | 60.0 | 56.9 | 7.0 | 10.0 | 8.8 | 10.0 | 6.2 | 6.4 | 8.0 | 7.3 | 85 | 87 | 87 | SW 2 | SW 3 | SW 6 | 8 | 6 | 7 | — | |
| 16 | 54.8 | 56.7 | 59.0 | 7.6 | 7.8 | 5.0 | 7.8 | 5.0 | 7.1 | 7.0 | 6.3 | 91 | 89 | 97 | SW 7 | SW 8 | SW 5 | 10 | 6 | 2 | — | |
| 17 | 60.5 | 60.0 | 60.2 | 6.2 | 7.4 | 5.2 | 7.4 | 5.0 | 4.8 | 6.2 | 6.0 | 67 | 80 | 90 | SW 4 | SW 5 | SW 4 | 6 | 4 | 2 | — | |
| 18 | 59.0 | 57.6 | 56.7 | 4.6 | 6.8 | 5.2 | 7.0 | 4.2 | 5.1 | 6.3 | 5.6 | 81 | 85 | 84 | SW 6 | SW 7 | SW 6 | 6 | 2 | 4 | — | ≡ 0a15-3a20 |
| 19 | 57.5 | 58.1 | 46.0 | 4.2 | 8.6 | 6.6 | 9.0 | 4.0 | 5.8 | 6.1 | 5.8 | 93 | 73 | 80 | N 2 | N 3 | N 6 | 3 | 3 | 10 | — | ≡ 8p-11p30 |
| 20 | 45.3 | 46.4 | 48.5 | 5.4 | 7.6 | 7.2 | 7.6 | 5.0 | 6.3 | 6.9 | 7.1 | 94 | 89 | 94 | NE 2 | C 0 | SW 1 | 10 | 10 | 10 | 12.0 | ● ch am |
| 21 | 52.9 | 55.9 | 59.3 | 7.0 | 7.0 | 4.6 | 7.0 | 4.0 | 6.4 | 6.4 | 5.1 | 85 | 85 | 81 | SSW 6 | SSW 6 | SSW 10 | 10 | 6 | 2 | — | |
| 22 | 61.3 | 59.5 | 56.9 | 1.8 | 6.4 | 6.6 | 7.0 | 1.2 | 4.7 | 6.6 | 6.6 | 90 | 91 | 91 | N 2 | NE 8 | N 9 | 3 | 10 | 10 | — | |
| 23 | 56.3 | 48.2 | 45.1 | 6.2 | 6.8 | 7.0 | 7.2 | 5.4 | 6.9 | 7.0 | 7.3 | 97 | 94 | 98 | NE 8 | NE 8 | NE 8 | 10 | 10 | 10 | 17.5 | ● I-III |
| 24 | 46.7 | 47.6 | 56.9 | 7.2 | 10.0 | 9.2 | 10.8 | 7.0 | 6.7 | 5.9 | 7.3 | 89 | 64 | 84 | SW 4 | SW 3 | S 1 | 8 | 6 | 7 | 27.0 | ● ch am; ≡ MN-7a |
| 25 | 55.2 | 53.9 | 51.7 | 7.4 | 8.0 | 7.8 | 9.0 | 7.2 | 7.2 | 6.2 | 7.2 | 94 | 78 | 92 | S 1 | N 3 | ENE 9 | 8 | 7 | 10 | — | ∞ en el día |
| 26 | 46.2 | 43.6 | 39.7 | 7.4 | 7.8 | 8.0 | 8.0 | 7.0 | 7.5 | 7.7 | 7.6 | 98 | 98 | 94 | NE 7 | NE 4 | C 0 | 10 | 10 | 10 | 12.0 | ● I-III; ≡ 3a-7a20 |
| 27 | 35.0 | **33.7** | 35.0 | 8.0 | 9.4 | 8.2 | 9.4 | 7.2 | 7.8 | 7.9 | 7.2 | 98 | 89 | 89 | C 0 | SSW 2 | N 1 | 10 | 10 | 10 | 32.5 | ● ch am-I; ≡ 2a-8a |
| 28 | 37.0 | 38.6 | 39.4 | 7.2 | 7.6 | 6.0 | 8.2 | 6.0 | 6.9 | 6.5 | 5.9 | 91 | 83 | 85 | SW 4 | SW 4 | SW 1 | 10 | 10 | 4 | 6.0 | ● ch am-I; ∞ 9p |
| 29 | 38.6 | 37.2 | 35.3 | 4.8 | 7.0 | 2.0 | 7.0 | 2.0 | 5.6 | 5.1 | 4.9 | 87 | 69 | 93 | SW 5 | NE 2 | SW 6 | 6 | 7 | 10 | 36.0 | ● I-III, ✳ ch |
| 30 | 41.1 | 45.3 | 42.1 | 4.6 | 1.4 | 3.6 | 5.0 | **1.0** | 5.9 | 4.9 | 5.5 | 94 | 96 | 93 | SW 8 | SW 6 | SW 5 | 10 | 10 | 10 | 24.0 | ● I-III |
| Pro. Mit. | 50.0 | 50.2 | 50.1 | 6.4 | 8.2 | 6.9 | 9.0 | 5.3 | 6.3 | 6.6 | 6.3 | 87 | 80 | 84 | 3.4 | 4.2 | 4.1 | 8.3 | 7.5 | 7.8 | 437.5 | |

**Barómetro reducido a 0°C y a gravedad normal.**

**Barometer reduciert auf 0°C und Norma**

**ISIDRO** (H = 21 m) **ABRIL 1912** φ = 53° 48′ S λ = 70° 59′ W $h_a$ = —

| Min. | Velocidad del viento m/minuto 7a | 2p | 9p | km 9p-7a | 7a-2p | 2p-9p | 7a-7a | k/1h | Nubes (clase y dirección) 7a | 2p | 9p | Agua caída mm 7a | 2p | 9p | Evaporación mm 7a | 2p | 9p | 7a-7a |
|---|---|---|---|---|---|---|---|---|---|---|---|---|---|---|---|---|---|---|
| | | | | 108.0 | 250.0 | 163.0 | | | ni | ni | ni | 32.0 | 9.0 | 6.0 | | | | |
| | | | | 124.0 | 166.0 | 174.0 | 537.0 | 22.4 | ni | ni | ni | 36.0 | 45.0 | 19.5 | | | | |
| | | | | 202.0 | 178.0 | 166.0 | 542.0 | 22.6 | ni | ni | ni | 8.5 | 8.0 | 21.0 | | | | |
| | | | | 90.0 | 53.0 | 102.0 | 434.0 | 18.1 | ni | ni | ni | 36.0 | 1.5 | 6.5 | | | | |
| | | | | 227.0 | 200.0 | 928.0 | 382.0 | 15.9 | fr-ni | fr-ni | ni | 12.5 | — | — | | | | |
| | | | | 115.0 | 85.0 | 71.0 | 1243.0 | 51.8 | | | | 4.0 | 2.0 | 2.5 | | | | |
| | | | | 161.0 | 412.0 | 305.0 | 317.0 | 13.2 | | | | 2.5 | 1.5 | — | | | | |
| | | | | 172.0 | 198.0 | 232.0 | 889.0 | 37.0 | | | | — | — | — | | | | |
| | | | | 156.0 | 123.0 | 29.0 | 586.0 | 24.4 | ni | ni | ni | — | — | 5.0 | | | | |
| | | | | 61.0 | 11.0 | 52.0 | 213.0 | 8.9 | ni | fr-ni | ni | 1.0 | — | — | | | | |
| | | | | 114.0 | 130.0 | 310.0 | **177.0** | **7.4** | ni | | | 2.5 | — | — | | | | |
| | | | | 114.0 | 220.0 | 155.0 | 554.0 | 23.1 | | | | — | — | — | | | | |
| | | | | 156.0 | 139.0 | 305.0 | 531.0 | 22.1 | ni | | | — | — | — | | | | |
| | | | | 304.0 | 278.0 | 145.0 | 748.0 | 31.2 | | | | — | — | — | | | | |
| | | | | 256.0 | 147.0 | 126.0 | 679.0 | 28.3 | | | | — | — | — | | | | |
| | | | | 316.0 | 316.0 | 317.0 | 589.0 | 24.5 | ni | | | — | — | — | | | | |
| | | | | 332.0 | 400.0 | 204.0 | 965.0 | 40.2 | | | | — | — | — | | | | |
| | | | | 274.0 | 327.0 | 271.0 | 878.0 | 36.6 | | | | — | — | — | | | | |
| | | | | 146.0 | 150.0 | 167.0 | 744.0 | 31.0 | | | ni | — | — | — | | | | |
| | | | | 228.0 | 48.0 | 53.0 | 545.0 | 22.7 | ni | ni | ni | 12.0 | — | — | | | | |
| | | | | 353.0 | 582.0 | 80.0 | 454.0 | 18.9 | ni | | | — | — | — | | | | |
| | | | | 380.0 | 752.0 | 378.0 | 1042.0 | 43.4 | | ni | ni | — | — | — | | | | |
| | | | | 758.0 | 308.0 | 241.0 | **1888.0** | **78.7** | ni | ni | ni | 17.5 | 3.0 | 4.0 | | | | |
| | | | | 175.0 | 107.0 | 157.0 | 724.0 | 30.2 | | | | 20.0 | — | — | | | | |
| | | | | 132.0 | 109.0 | 767.0 | 396.0 | 16.5 | | | | — | — | — | | | | |
| | | | | 357.0 | 110.0 | 72.0 | 1233.0 | 51.4 | ni | ni | ni | 12.0 | 2.0 | 7.5 | | | | |
| | | | | 168.0 | 100.0 | 83.0 | 350.0 | 14.6 | ni | ni | ni | 23.0 | 2.0 | — | | | | |
| | | | | 130.0 | 129.0 | 96.0 | 313.0 | 13.0 | ni | ni | | 4.0 | 1.0 | — | | | | |
| | | | | 62.0 | 42.0 | 102.0 | 287.0 | 12.0 | | | ni | 35.0 | 1.0 | 2.0 | | | | |
| | | | | 327.0 | 370.0 | 149.0 | 471.0 | 19.6 | ni | ni | ni | 21.0 | 3.0 | 18.5 | | | | |
| | | | | 216.6 | 214.7 | 213.3 | 645.2 | 26.9 | | | | 279.5 | 79.0 | 92.5 | | | | |

Las observaciones se efectuaron según hora oficial de Chile (75° de long.)

Alle Beobachtungen nach chilenischer Einheitszeit (75° Länge).

**ARICA** (H = 10 m) **MAYO 1912** φ = 18° 29′ S λ = 70° 20′ W $C_g$ =

| Día Tag | Barómetro Barometer 700 mm + | | | Temperatura del aire Lufttemperatur C° | | | | | Humedad absoluta Absolute Feuchtigkeit mm | | | Humedad relativa Relative Feuchtigkeit % | | | Dirección y fuerza del viento Richtung und Stärke des Windes 0—12 B | | | Nebulosidad Bewölkung 0—10 | | | Agua caída Niederschlag mm | Notas Bemerkungen |
|---|---|---|---|---|---|---|---|---|---|---|---|---|---|---|---|---|---|---|---|---|---|---|
| | 7a | 2p | 9p | 7a | 2p | 9p | Max. | Min. | 7a | 2p | 9p | 7a | 2p | 9p | 7a | 2p | 9p | 7a | 2p | 9p | 7a-7a | |
| 1 | 60.7 | 58.7 | 59.0 | 19.2 | 20.4 | 20.4 | 21.3 | 15.2 | 11.9 | 11.4 | 11.1 | 72 | 64 | 63 | N 1 | SW 2 | E 1 | 10 | 0 | 0 | — | |
| 2 | 58.1 | **55.9** | 56.9 | 19.0 | 20.4 | 19.4 | 21.2 | 15.3 | 11.7 | 11.4 | 10.3 | 72 | 64 | 61 | NE 1 | SW 3 | SW 1 | 10 | 0 | 0 | — | |
| 3 | 58.9 | 57.3 | 59.0 | 19.4 | 19.4 | 20.4 | 25.4 | 15.3 | 10.6 | 12.0 | 11.1 | 63 | 72 | 63 | C 0 | SW 2 | C 0 | 10 | 0 | 0 | — | |
| 4 | 58.6 | 56.7 | 57.2 | 18.4 | 20.2 | 19.4 | 26.2 | 15.3 | 10.9 | 11.3 | 11.8 | 69 | 64 | 70 | SW 1 | SW 2 | C 0 | 10 | 0 | 0 | — | |
| 5 | 58.0 | 57.3 | 59.0 | 18.4 | 19.4 | 19.0 | 25.0 | 15.0 | 10.9 | 12.0 | 12.0 | 69 | 72 | 74 | C 0 | SW 2 | C 0 | 0 | 0 | 0 | — | |
| 6 | 56.9 | **55.9** | 56.9 | 19.2 | 20.4 | 19.4 | 25.4 | 15.3 | 10.4 | 11.4 | 10.3 | 63 | 64 | 61 | SW 1 | SW 3 | SW 1 | 10 | 0 | 0 | — | |
| 7 | 58.9 | 59.7 | 59.1 | 19.4 | 20.2 | 19.4 | 26.2 | 16.3 | 10.6 | 11.3 | 11.8 | 63 | 64 | 70 | C 0 | SW 2 | SW 1 | 6 | 0 | 0 | — | |
| 8 | 58.3 | 58.2 | 60.2 | 18.2 | 20.4 | 17.4 | 26.2 | 12.3 | 9.6 | 11.4 | 10.4 | 62 | 64 | 70 | NW 1 | SW 3 | C 0 | 0 | 0 | 0 | — | |
| 9 | 59.2 | 58.2 | 59.9 | 18.2 | 20.4 | 18.4 | 21.2 | 14.2 | 9.6 | 12.6 | 11.2 | 62 | 71 | 71 | NW 1 | SW 3 | C 0 | 10 | 0 | 0 | — | |
| 10 | 60.5 | 59.7 | 60.6 | 17.2 | 20.4 | 19.0 | 26.0 | 13.0 | 8.9 | **13.0** | 11.7 | 61 | 73 | 72 | N 1 | SW 2 | C 0 | 0 | 0 | 0 | — | |
| 11 | 60.3 | 58.3 | 60.7 | 20.2 | 21.4 | 19.4 | 26.2 | 15.3 | 11.3 | 10.8 | 10.6 | 64 | 57 | 63 | N 1 | SW 2 | C 0 | 10 | 0 | 0 | — | |
| 12 | 59.4 | 57.7 | 60.1 | 18.4 | 19.4 | 20.0 | 25.0 | 12.2 | 9.5 | 11.8 | 11.1 | 60 | 70 | 64 | N 1 | SW 3 | C 0 | 0 | 0 | 0 | — | |
| 13 | 61.4 | 61.3 | 62.0 | 19.0 | 19.4 | 19.4 | 25.2 | 15.3 | 12.0 | 11.8 | 11.8 | 74 | 72 | 70 | C 0 | SW 2 | C 0 | 10 | 4 | 0 | — | |
| 14 | 60.9 | 59.4 | 59.0 | 19.2 | 20.2 | 18.2 | 20.4 | 15.1 | 11.9 | 11.3 | 12.2 | 72 | 64 | 78 | SW 1 | SW 3 | C 0 | 10 | 4 | 0 | — | |
| 15 | 59.4 | 57.4 | 59.9 | 18.4 | 19.2 | 18.2 | 26.0 | 14.4 | 11.2 | 11.6 | 12.5 | 71 | 70 | **80** | NW 1 | SW 1 | C 0 | 10 | 10 | 10 | — | |
| 16 | 60.0 | 59.3 | 60.8 | 18.2 | 20.2 | 18.0 | 27.3 | 14.4 | 12.2 | 11.3 | 10.9 | 78 | 64 | 71 | C 0 | SW 2 | C 0 | 10 | 8 | 0 | — | |
| 17 | 61.9 | 61.9 | 63.3 | 18.2 | 20.4 | 18.4 | **28.2** | 14.2 | 11.0 | 9.9 | 10.6 | 71 | **55** | 67 | SW 1 | SW 1 | C 0 | 10 | 3 | 3 | — | |
| 18 | **63.5** | 63.0 | 61.5 | 18.4 | 17.4 | 17.4 | 25.4 | 13.5 | 10.9 | 10.4 | 10.1 | 69 | 70 | 68 | SW 1 | SW 3 | N 1 | 10 | 10 | 10 | — | |
| 19 | 60.8 | 60.2 | 61.2 | 16.4 | 17.4 | 16.2 | 24.2 | 13.2 | 11.0 | 8.7 | 9.5 | 79 | 59 | 69 | N 1 | SW 2 | SW 1 | 10 | 8 | 0 | — | |
| 20 | 62.3 | 62.0 | 61.9 | 16.4 | 18.4 | 16.0 | 23.2 | 12.0 | 9.6 | 9.8 | 9.6 | 69 | 62 | 71 | C 0 | SW 2 | C 0 | 10 | 0 | 0 | — | |
| 21 | 62.7 | 60.5 | 62.0 | 14.4 | 17.2 | 15.0 | 24.2 | 10.2 | **7.0** | 10.0 | 8.9 | 57 | 68 | 70 | E 2 | SW 3 | E 1 | 0 | 1 | 0 | — | |
| 22 | 60.4 | 58.4 | 59.9 | 13.2 | 17.4 | 15.2 | 22.1 | **10.0** | 7.2 | 11.2 | 9.8 | 64 | 76 | 76 | E 1 | SW 3 | SE 1 | 1 | 0 | 0 | — | |
| 23 | 59.8 | 56.9 | 60.4 | 16.2 | 18.2 | 16.0 | 25.1 | **10.0** | 8.4 | 11.0 | 9.4 | 61 | 71 | 69 | E 1 | SW 2 | E 1 | 10 | 0 | 0 | — | |
| 24 | 59.2 | 58.8 | 60.4 | 21.2 | 18.2 | 17.0 | 25.2 | 10.2 | 12.2 | 10.7 | 10.4 | 65 | 69 | 72 | E 1 | SW 2 | E 1 | 10 | 0 | 10 | — | |
| 25 | 61.7 | 59.4 | 60.9 | 16.4 | 18.2 | 16.0 | 24.2 | 12.0 | 8.3 | 9.6 | 9.4 | 60 | 62 | 69 | E 2 | SW 3 | C 0 | 10 | 0 | 2 | — | |
| 26 | 61.2 | 59.4 | 59.4 | 15.4 | 17.2 | 15.2 | 24.1 | 12.2 | 8.9 | 10.5 | 9.8 | 68 | 72 | 76 | E 2 | SW 4 | SW 1 | 10 | 4 | 0 | — | |
| 27 | 60.1 | 57.9 | 58.9 | 15.2 | 17.4 | 16.0 | 24.3 | 12.2 | 8.8 | 10.4 | 8.5 | 68 | 70 | 63 | E 1 | SW 3 | E 1 | 10 | 0 | 0 | — | |
| 28 | 58.1 | 56.9 | 56.4 | 15.4 | 17.4 | 16.4 | 24.4 | 12.2 | 8.9 | 10.1 | 10.4 | 68 | 68 | 75 | E 1 | SW 3 | C 0 | 10 | 0 | 0 | — | |
| 29 | 59.4 | 58.0 | 61.0 | 15.2 | 18.0 | 17.2 | 24.4 | 12.2 | 8.8 | 10.9 | 10.0 | 68 | 71 | 68 | E 1 | SW 2 | C 0 | 10 | 3 | 10 | — | |
| 30 | 59.7 | 58.9 | 61.4 | 16.2 | 18.2 | 18.0 | 24.4 | 14.0 | 10.8 | 10.7 | 9.5 | 79 | 69 | 62 | C 0 | SW 2 | C 0 | 10 | 1 | 10 | | |
| 31 | 61.5 | 59.8 | 59.9 | 17.2 | 18.4 | 18.0 | 25.0 | 14.2 | 10.2 | 10.6 | 10.9 | 70 | 67 | 71 | C 0 | SW 2 | SW 3 | 10 | 0 | 10 | | |
| Pro. Mit. | 60.1 | 58.8 | 60.0 | 17.6 | 19.1 | 17.9 | 24.6 | 13.4 | 10.2 | 11.0 | 10.6 | 67 | 67 | 69 | 0.8 | 2.4 | 0.5 | 8.0 | 1.8 | 2.1 | — | |

**IQUIQUE** (H = 10 m) **MAYO 1912** φ = 20° 12′ S λ = 70° 11′ W $C_g$ =

| | | | | | | | | | | | | | | | | | | | | | | |
|---|---|---|---|---|---|---|---|---|---|---|---|---|---|---|---|---|---|---|---|---|---|---|
| 1 | 64.1 | 60.1 | 61.6 | 18.6 | 20.0 | 19.0 | 22.2 | 15.8 | 12.5 | 11.7 | 11.7 | 79 | 67 | 72 | SW 2 | SW 2 | C 0 | $10^0$ | $2^2$ | $10^1$ | — | |
| 2 | 60.2 | 58.0 | 60.8 | 17.6 | 20.2 | 19.6 | 22.4 | 15.0 | 11.7 | 11.6 | 11.6 | 78 | 66 | 69 | SE 2 | SW 2 | SW 2 | $10^2$ | $10^0$ | $10^1$ | — | |
| 3 | 60.4 | 60.8 | 61.3 | 18.2 | 21.0 | 17.0 | 24.0 | 14.8 | 11.6 | 11.7 | 13.0 | 75 | 64 | 90 | N 2 | SW 2 | C 0 | $10^1$ | $10^2$ | $10^2$ | — | |
| 4 | 60.2 | 58.1 | 60.6 | 15.8 | 20.8 | 19.0 | 22.4 | 14.0 | 12.2 | 11.8 | 13.5 | 91 | 65 | 83 | C 0 | WSW 2 | C 0 | $10^2$ | $2^1$ | $10^2$ | — | |
| 5 | 59.7 | 58.9 | 60.3 | 17.4 | 20.8 | 18.8 | 22.8 | 14.6 | 11.5 | 11.5 | 12.4 | 78 | 63 | 77 | C 0 | SW 2 | SW 2 | 0 | 0 | $10^2$ | — | |
| 6 | 58.3 | 57.8 | 60.6 | 17.8 | 20.4 | 17.4 | 22.6 | 14.4 | 11.6 | 13.0 | 12.7 | 76 | 73 | 86 | S 2 | NW 2 | NW 2 | $10^1$ | $10^2$ | $10^1$ | — | |
| 7 | 61.6 | 61.0 | 61.5 | 17.8 | 21.8 | 17.4 | 23.6 | 14.6 | 11.0 | 12.1 | 11.2 | 72 | 63 | 76 | SE 2 | NW 1 | S 2 | $10^1$ | $8^1$ | 0 | — | |
| 8 | 60.2 | 60.0 | 61.9 | 16.0 | 21.0 | 19.0 | 23.6 | 13.0 | 11.5 | 14.2 | 12.9 | 85 | 77 | 79 | C 0 | NW 2 | SE 2 | 0 | $10^2$ | $10^2$ | — | |
| 9 | 59.9 | 59.6 | 61.9 | 17.6 | 20.0 | 19.2 | 24.0 | 13.8 | 11.7 | 13.2 | **13.7** | 78 | 76 | 83 | C 0 | SW 2 | W 2 | 0 | $2^1$ | $10^1$ | — | |
| 10 | 61.6 | 61.5 | 63.8 | 19.0 | 21.0 | 18.8 | 24.0 | 13.8 | 11.7 | 13.5 | 13.0 | 72 | 74 | 81 | E 1 | SW 2 | SE 2 | $10^0$ | $8^0$ | 0 | — | |
| 11 | 61.3 | 60.3 | 62.8 | 18.0 | 20.8 | 18.0 | **24.2** | 15.4 | 12.9 | 13.6 | 13.5 | 84 | 75 | 88 | C 0 | SSW 2 | S 2 | $2^0$ | $2^1$ | 0 | — | |
| 12 | 61.2 | 59.4 | 62.4 | 21.8 | 19.8 | 18.8 | 23.8 | 13.6 | **9.7** | 13.3 | 13.3 | **50** | 78 | 83 | SE 1 | SW 2 | S 2 | $8^0$ | $10^0$ | $10^1$ | — | |
| 13 | 63.7 | 63.5 | 65.4 | 18.0 | 19.8 | 17.6 | 22.8 | 13.4 | 12.3 | 12.7 | **13.7** | 80 | 74 | **92** | S 1 | C 0 | SW 2 | $10^0$ | $10^0$ | $10^2$ | — | |
| 14 | 63.3 | 60.8 | 61.8 | 18.0 | 19.4 | 17.0 | 21.4 | 15.4 | 12.3 | 12.3 | 13.2 | 80 | 74 | **92** | C 0 | S 2 | SW 2 | $10^2$ | $10^2$ | $10^2$ | — | ⊳ am |
| 15 | 60.6 | 59.2 | 63.0 | 17.8 | 19.0 | 18.0 | 22.0 | 15.4 | 13.0 | 12.3 | 12.9 | 86 | 75 | 84 | NW 2 | W 2 | NW 2 | $10^1$ | $10^2$ | $10^2$ | — | |
| 16 | 63.2 | 61.4 | 62.5 | 17.4 | 19.8 | 18.8 | 21.4 | 14.8 | 12.4 | 12.7 | 11.2 | 84 | 74 | 70 | SW 2 | SW 2 | S 2 | $10^1$ | $10^2$ | $10^2$ | — | |
| 17 | 63.2 | 60.8 | **67.8** | 17.4 | 19.0 | 16.8 | 21.8 | 14.4 | 12.4 | 12.9 | 12.2 | 84 | 79 | 85 | SW 2 | SW 1 | C 0 | $10^1$ | $10^2$ | $10^2$ | — | |
| 18 | 65.6 | 64.9 | 64.2 | 15.6 | 18.4 | 16.0 | 20.4 | 13.2 | 11.8 | 10.3 | 11.8 | 89 | 65 | 87 | S 3 | S 3 | S 3 | $10^2$ | 0 | 0 | — | ↙ SSE de 6a30 |
| 19 | 61.1 | 61.1 | 63.7 | 16.0 | 18.4 | 15.8 | 20.6 | 12.8 | 10.4 | 12.1 | 11.6 | 77 | 77 | 87 | NW 2 | SW 2 | N 2 | $10^0$ | 0 | 0 | — | |
| 20 | 64.4 | 64.3 | 64.9 | 16.0 | 18.8 | 16.0 | 21.2 | 12.0 | 10.1 | 11.5 | 10.4 | 75 | 71 | 77 | SE 2 | S 2 | C 0 | $10^1$ | $10^2$ | 0 | — | |
| 21 | 64.2 | 61.1 | 61.5 | 14.8 | 17.8 | 18.0 | 21.8 | 14.4 | 10.6 | 11.3 | 11.4 | 85 | 74 | 75 | C 0 | S 2 | S 2 | 0 | 0 | 0 | — | |
| 22 | 61.1 | 59.2 | 61.7 | 15.4 | 19.0 | 17.0 | 21.2 | **11.0** | 11.0 | 13.2 | 13.0 | 85 | 81 | 90 | C 0 | S 1 | SW 1 | $10^2$ | $2^1$ | $10^2$ | — | |
| 23 | 60.1 | 58.7 | 61.6 | 15.0 | 18.6 | 17.0 | 20.8 | 13.0 | 11.3 | 13.1 | 12.6 | 89 | 83 | 88 | C 0 | SW 2 | C 0 | 0 | $2^1$ | $10^2$ | — | |
| 24 | 61.5 | 61.0 | 63.1 | 16.4 | 19.6 | 16.8 | 22.0 | 12.8 | 11.6 | 11.3 | 10.8 | 83 | 67 | 76 | NE 2 | NW 1 | N 2 | $10^2$ | $10^2$ | $10^0$ | — | |
| 25 | 61.9 | 60.2 | 62.0 | 14.8 | 19.8 | 17.0 | 22.0 | 11.8 | 9.8 | 11.8 | 11.5 | 78 | 69 | 80 | C 0 | NW 2 | NW 2 | 0 | 0 | $10^1$ | — | ∞ 7a en el mar, ⊽ 7p |
| 26 | 62.6 | 60.9 | 61.7 | 15.8 | 19.6 | 16.2 | 20.0 | 12.8 | 10.8 | 11.6 | 12.0 | 81 | 69 | 87 | NE 1 | NW 2 | NW 2 | $10^0$ | $10^0$ | 0 | — | |
| 27 | 63.5 | 59.2 | 60.8 | 14.0 | 18.8 | 16.4 | 22.0 | 11.4 | 10.6 | 11.8 | 11.8 | 90 | 73 | 85 | C 0 | SW 1 | C 0 | 0 | $8^2$ | $10^2$ | — | |
| 28 | 59.2 | **57.5** | 59.9 | 16.0 | 18.6 | 17.0 | 20.0 | 11.4 | 11.2 | 11.7 | 11.8 | 83 | 73 | 82 | C 0 | S 2 | C 0 | $4^0$ | $10^0$ | $10^1$ | — | |
| 29 | 60.1 | 59.3 | 61.9 | 16.0 | 17.8 | 16.8 | 19.8 | 14.0 | 10.7 | 10.7 | 11.6 | 79 | 70 | 81 | S 2 | NW 2 | N 2 | $10^2$ | $10^0$ | $10^1$ | — | |
| 30 | 61.1 | 59.8 | 62.3 | 16.2 | 18.4 | 17.4 | 20.4 | 14.0 | 10.8 | 10.1 | 12.4 | 79 | 63 | 84 | S 2 | SW 2 | SSW 2 | $10^2$ | $2^0$ | $10^2$ | — | |
| 31 | 62.0 | 60.6 | 62.3 | 17.0 | 18.0 | 17.0 | 21.0 | 14.6 | 12.1 | 10.9 | 12.1 | 84 | 71 | 84 | SE 1 | SSW 2 | SW 2 | $8^2$ | $10^2$ | $10^1$ | — | |
| Pro. Mit. | 61.6 | 60.3 | 62.3 | 16.9 | 19.6 | 17.6 | 22.0 | 13.7 | 11.4 | 12.1 | 12.3 | 80 | 72 | 82 | 1.1 | 1.8 | 1.5 | 7.2 | 6.4 | 7.4 | — | |

Barómetro reducido a 0°C y a gravedad normal.

Barometer reduciert auf 0°C und Normal

(H = 10 m) **MAYO 1912** φ = 18° 29′ S λ = 70° 20′ W $h_a$ =—

| a la np. p. ien. Min. | Velocidad del viento Windgeschwindigkeit m/minuto 7a | 2p | 9p | km 9p-7a | 7a-2p | 2p-9p | 7a-7a | k/1h | Nubes (clase y dirección) Wolken (Art und Richtung) 7a | 2p | 9p | Agua caída Niederschlag mm 7a | 2p | 9p | Evaporación Verdunstung mm 7a | 2p | 9p | 7a-7a |
|---|---|---|---|---|---|---|---|---|---|---|---|---|---|---|---|---|---|---|
| | | | | | | | | | | | | — | — | — | | | | |
| | | | | | | | | | | | | — | — | — | | | | |
| | | | | | | | | | | | | — | — | — | | | | |
| | | | | | | | | | | | | — | — | — | | | | |
| | | | | | | | | | | | | — | — | — | | | | |
| | | | | | | | | | | | | — | — | — | | | | |
| | | | | | | | | | | | | — | — | — | | | | |
| | | | | | | | | | | | | — | — | — | | | | |
| | | | | | | | | | | | | — | — | — | | | | |
| | | | | | | | | | | | | — | — | — | | | | |
| | | | | | | | | | | | | — | — | — | | | | |
| | | | | | | | | | | | | — | — | — | | | | |
| | | | | | | | | | | | | — | — | — | | | | |
| | | | | | | | | | | | | — | — | — | | | | |
| | | | | | | | | | | | | — | — | — | | | | |
| | | | | | | | | | | | | — | — | — | | | | |
| | | | | | | | | | | | | — | — | — | | | | |
| | | | | | | | | | | | | — | — | — | | | | |
| | | | | | | | | | | | | — | — | — | | | | |
| | | | | | | | | | | | | — | — | — | | | | |
| | | | | | | | | | str-cu | | | — | — | — | | | | |
| | | | | | | | | | str | | | — | — | — | | | | |
| | | | | | | | | | str | | str | — | — | — | | | | |
| | | | | | | | | | ni | | ci | — | — | — | | | | |
| | | | | | | | | | a-str | ci-cu | | — | — | — | | | | |
| | | | | | | | | | str-cu | | | — | — | — | | | | |
| | | | | | | | | | a-str | | | — | — | — | | | | |
| | | | | | | | | | a-str | | str | — | — | — | | | | |
| | | | | | | | | | a-str | | str | — | — | — | | | | |
| | | | | | | | | | a-str | | str | — | — | — | | | | |
| | | | | | | | | | | | | — | — | — | | | | |

UE (H=10 m) **MAYO 1912** φ = 20° 12′ S λ = 70° 11′ W $h_a$ =—

| | | | | | | | | | | | | | | | | | | |
|---|---|---|---|---|---|---|---|---|---|---|---|---|---|---|---|---|---|---|
| | | | | | | | | | ni | cu-ni | ni | — | — | — | | | | |
| | | | | | | | | | cu-ni | ci-cu | ni | — | — | — | | | | |
| | | | | | | | | | ni | cu-ni | cu-ni | — | — | — | | | | |
| | | | | | | | | | cu-ni | cu-ni | cu-ni | — | — | — | | | | |
| | | | | | | | | | | | ni | — | — | — | | | | |
| | | | | | | | | | ni | cu-ni | ni | — | — | — | | | | |
| | | | | | | | | | ni | cu-ni | | — | — | — | | | | |
| | | | | | | | | | | cu-ni | ni | — | — | — | | | | |
| | | | | | | | | | | fr-cu | ni | — | — | — | | | | |
| | | | | | | | | | ci-cu | ci-cu | | — | — | — | | | | |
| | | | | | | | | | ci | cu-ni | | — | — | — | | | | |
| | | | | | | | | | ci | ci-cu | ni | — | — | — | | | | |
| | | | | | | | | | fr-ni | a-str | ni | — | — | — | | | | |
| | | | | | | | | | ni | cu-ni | ni | — | — | — | | | | |
| | | | | | | | | | ni | cu-ni | ni | — | — | — | | | | |
| | | | | | | | | | ni | cu-ni | ni | — | — | — | | | | |
| | | | | | | | | | ni | cu-ni | ni | — | — | — | | | | |
| | | | | | | | | | cu-ni | | | — | — | — | | | | |
| | | | | | | | | | ci-cu | | | — | — | — | | | | |
| | | | | | | | | | ni | cu-ni | | — | — | — | | | | |
| | | | | | | | | | | | | — | — | — | | | | |
| | | | | | | | | | cu-ni | a-cu | ni | — | — | — | | | | |
| | | | | | | | | | | cu-ni | ni | — | — | — | | | | |
| | | | | | | | | | cu-ni | cu-ni | ci-cu | — | — | — | | | | |
| | | | | | | | | | | | ni | — | — | — | | | | |
| | | | | | | | | | ci-cu | ci-cu | | — | — | — | | | | |
| | | | | | | | | | | cu-ni | cu-ni | — | — | — | | | | |
| | | | | | | | | | ci-cu | a-str | ni | — | — | — | | | | |
| | | | | | | | | | cu-ni | a-str | ni | — | — | — | | | | |
| | | | | | | | | | ni | ci-str | ni | — | — | — | | | | |
| | | | | | | | | | cu-ni | cu-ni | ni | — | — | — | | | | |
| | | | | | | | | | | | | — | — | — | | | | |

servaciones se efectuaron según hora oficial de Chile (75° de long.)

Alle Beobachtungen nach chilenischer Einheitszeit (75° Länge).

**ANTOFAGASTA** (H=5 m) **MAYO 1912** φ = 23° 39′ S λ = 70° 25′ W $C_i$

| Día Tag | Barómetro Barometer 700 mm + 7a | 2p | 9p | Temperatura del aire Lufttemperatur C° 7a | 2p | 9p | Max. | Min. | Humedad absoluta Absolute Feuchtigkeit mm 7a | 2p | 9p | Humedad relativa Relative Feuchtigkeit % 7a | 2p | 9p | Dirección y fuerza del viento Richtung und Stärke des Windes 0—12 B. 7a | 2p | 9p | Nebulosidad Bewölkung 0—10 7a | 2p | 9p | Agua caída Niederschlag mm 7a-7a | Notas Bemerkunge |
|---|---|---|---|---|---|---|---|---|---|---|---|---|---|---|---|---|---|---|---|---|---|---|
| 1 | 59.7 | 59.2 | 59.0 | 19.2 | 23.7 | 18.2 | 25.4 | 14.2 | 13.1 | 12.3 | 9.5 | 78 | 57 | 61 | S 2 | SW 6 | S 2 | 2 | 5 | 6 | — | |
| 2 | 58.8 | 59.5 | 59.6 | 19.5 | 23.6 | 17.6 | 25.6 | 14.4 | 13.8 | 12.7 | 10.0 | 82 | 59 | 67 | S 2 | SW 5 | SW 3 | 2 | 4 | 3 | — | |
| 3 | 59.7 | 59.2 | 59.0 | 19.4 | 23.5 | 17.9 | 25.5 | 14.3 | 13.6 | 12.9 | 9.7 | 81 | 60 | 63 | S 1 | SW 6 | S 2 | 2 | 5 | 4 | — | |
| 4 | 60.0 | 59.4 | 59.2 | 19.6 | 23.6 | 18.2 | 25.6 | 14.4 | 13.4 | 12.4 | 9.3 | 80 | 57 | 60 | S 2 | SSW 7 | NE 3 | 2 | 3 | 3 | — | |
| 5 | 59.2 | 58.7 | 58.5 | 19.3 | 23.5 | 18.0 | **25.7** | 14.7 | 14.6 | 12.0 | 9.8 | 88 | 56 | 63 | S 2 | SW 4 | SW 2 | 2 | 4 | 4 | — | |
| 6 | 58.4 | 58.2 | 58.3 | 19.2 | 23.3 | 17.6 | **25.7** | 14.6 | **14.8** | 12.1 | 9.7 | 89 | 57 | 65 | S 1 | NW 6 | NE 3 | 3 | 4 | 5 | — | |
| 7 | 60.4 | 59.7 | 59.7 | 19.0 | 23.6 | 17.5 | 25.6 | 14.6 | 14.7 | 13.5 | 9.9 | 90 | 62 | 67 | S 2 | SSW 5 | NNE 2 | 2 | 3 | 4 | — | |
| 8 | 59.5 | 58.9 | 58.7 | 19.3 | 22.4 | 17.6 | 25.6 | 14.7 | 13.0 | 13.6 | 10.0 | 78 | 68 | 67 | S 2 | SW 5 | N 2 | 3 | 4 | 4 | — | |
| 9 | 60.5 | 59.8 | 59.9 | 19.2 | 23.5 | 17.5 | 25.5 | 14.4 | 13.1 | 12.9 | 9.8 | 79 | 60 | 66 | S 2 | SW 4 | NE 3 | 3 | 3 | 3 | — | |
| 10 | 61.1 | 60.4 | 60.3 | 19.0 | 23.3 | 17.5 | 25.3 | 14.2 | 13.2 | 12.4 | 9.9 | 81 | 59 | 67 | S 3 | SW 5 | SW 2 | 2 | 5 | 4 | — | |
| 11 | 61.5 | 61.2 | 60.7 | 19.1 | 23.2 | 17.3 | 25.3 | 14.3 | 11.6 | 12.2 | 9.9 | 71 | 58 | 68 | S 2 | SSW 6 | N 3 | 3 | 4 | 3 | — | |
| 12 | 60.5 | 59.9 | 60.8 | 19.3 | 23.6 | 17.4 | 25.5 | 14.3 | 11.5 | 12.4 | 9.8 | 69 | 57 | 67 | S 2 | SW 5 | NNE 2 | 3 | 3 | 4 | — | |
| 13 | **62.7** | 62.3 | 62.2 | 19.2 | 23.4 | 17.3 | 25.2 | 14.1 | 10.1 | 12.4 | 9.6 | 61 | 58 | 66 | S 2 | SW 5 | N 2 | 4 | 4 | 3 | — | |
| 14 | 62.1 | 61.3 | 61.4 | 16.6 | 18.8 | 15.5 | 24.1 | 13.2 | 11.7 | 11.8 | 11.0 | 83 | 73 | 84 | NE 2 | SSW 4 | NE 3 | 2 | 3 | 5 | — | |
| 15 | 60.9 | 60.3 | 60.8 | 17.5 | 19.1 | 15.0 | 24.3 | 13.8 | 11.5 | 11.8 | 9.9 | 77 | 72 | 78 | S 2 | S 5 | N 2 | 5 | 5 | 4 | — | |
| 16 | 61.3 | 60.6 | 60.6 | 17.3 | 18.6 | 15.2 | 23.8 | 13.2 | 11.3 | 10.5 | 9.6 | 77 | 66 | 74 | NE 5 | S 5 | NE 2 | 5 | 4 | 6 | — | |
| 17 | 60.9 | 60.3 | 61.2 | 17.6 | 19.4 | 15.0 | 23.5 | 12.4 | 10.8 | 11.5 | 9.3 | 72 | 68 | 73 | S 4 | NE 6 | NE 3 | 10 | 10 | 8 | — | ● 7a-0p30 |
| 18 | **62.7** | 61.5 | 61.7 | 14.8 | 19.5 | 15.0 | 23.9 | 12.8 | 11.4 | 10.0 | 9.4 | 91 | 59 | 74 | S 2 | S 5 | S 2 | 5 | 7 | 4 | **28.0** | |
| 19 | 60.7 | 59.7 | 60.2 | 15.5 | 19.4 | 13.0 | 23.5 | 11.9 | 11.3 | 10.4 | 10.4 | 86 | 62 | 94 | NE 2 | SSW 5 | NE 2 | 2 | 6 | 3 | — | |
| 20 | 61.5 | 60.3 | 60.6 | 15.3 | 19.6 | 14.2 | 23.8 | 11.6 | **14.8** | 9.9 | 9.1 | 88 | 58 | 76 | SW 2 | SW 6 | NE 3 | 2 | 6 | 6 | — | |
| 21 | 61.7 | 60.7 | 60.9 | 14.2 | 18.9 | 14.0 | 23.2 | **11.1** | 10.4 | 8.9 | 10.0 | 87 | **55** | 85 | S 2 | SW 5 | NE 2 | 2 | 3 | 5 | — | |
| 22 | 59.7 | 58.9 | 59.1 | 13.6 | 18.2 | 14.0 | 22.3 | 11.5 | 9.5 | 9.3 | 9.2 | 82 | 60 | 78 | NE 2 | NE 4 | NE 3 | 2 | 4 | 4 | — | |
| 23 | 59.1 | 58.0 | 58.4 | 12.7 | 18.0 | 13.5 | 22.5 | 11.8 | 9.9 | 9.5 | 9.5 | 91 | 62 | 83 | S 5 | SW 7 | NE 2 | 5 | 3 | 3 | — | |
| 24 | 59.6 | 58.8 | 58.7 | 14.5 | 17.6 | 12.0 | 22.8 | 11.9 | 8.9 | 8.4 | 10.2 | 73 | 56 | **98** | SW 7 | SW 7 | NE 2 | 7 | 5 | 4 | — | |
| 25 | 59.4 | 58.7 | 58.4 | 13.5 | 17.0 | 13.0 | 22.4 | 11.2 | 9.5 | 8.7 | **7.8** | 83 | 61 | 70 | S 5 | SW 6 | NE 2 | 5 | 5 | 3 | — | |
| 26 | 59.6 | 58.9 | 59.0 | 14.5 | 17.2 | 12.2 | 22.6 | 11.5 | 8.8 | 8.9 | 8.9 | 72 | 61 | 86 | NE 4 | SW 5 | NE 3 | 4 | 4 | 4 | — | |
| 27 | 60.2 | 59.6 | 59.5 | 15.6 | 17.0 | 12.0 | 22.1 | 11.3 | 8.0 | 8.7 | 9.2 | 60 | 61 | 89 | SW 3 | SW 5 | NE 2 | 3 | 3 | 3 | — | |
| 28 | 58.9 | 58.0 | 58.2 | 14.6 | 17.1 | 12.1 | 22.4 | 11.6 | 8.9 | 8.7 | 8.6 | 72 | 60 | 83 | SW 3 | SW 4 | SW 2 | 2 | 4 | 4 | — | |
| 29 | 58.4 | 58.7 | **57.7** | 13.5 | 17.2 | 12.1 | 22.5 | 11.8 | 9.5 | 10.0 | 8.5 | 83 | 68 | 82 | S 5 | S 6 | NE 3 | 5 | 3 | 3 | — | |
| 30 | 59.0 | 58.2 | 58.4 | 13.6 | 16.8 | 12.0 | 22.8 | 11.9 | 9.0 | 10.2 | 8.4 | 78 | 72 | 82 | SW 7 | SW 7 | N 2 | 9 | 4 | 3 | — | |
| 31 | 59.9 | 59.0 | 59.2 | 14.7 | 17.6 | 12.0 | 22.2 | **11.1** | 8.2 | 9.2 | 8.6 | 66 | 61 | 83 | S 7 | SW 7 | N 2 | 8 | 3 | 4 | — | |
| Pro. Mit. | 60.2 | 59.6 | 59.7 | 16.8 | 20.4 | 15.2 | 24.1 | 13.0 | 11.4 | 11.0 | 9.5 | 79 | 61 | 75 | 3.0 | 5.4 | 2.4 | 3.7 | 4.3 | 4.1 | 28.0 | |

**CALDERA** (H=30 m) **MAYO 1912** φ = 27° 03′ S λ = 70° 53′ W $C_g$

| | | | | | | | | | | | | | | | | | | | | | | |
|---|---|---|---|---|---|---|---|---|---|---|---|---|---|---|---|---|---|---|---|---|---|---|
| 1 | 61.1 | 60.5 | 60.4 | 12.4 | 15.0 | 14.4 | 16.2 | 12.4 | 10.2 | 11.3 | 11.7 | 95 | 89 | 96 | SSW 1 | WNW 1 | C 0 | 10 | 10 | 10 | — | |
| 2 | 59.1 | 58.3 | 59.0 | 14.0 | 17.3 | 16.0 | **18.4** | 14.0 | 10.7 | 11.6 | **12.2** | 91 | 79 | 90 | N 2 | NW 1 | C 0 | 10 | 5 | 10 | — | |
| 3 | 59.9 | 58.9 | 59.4 | 15.2 | 17.4 | 14.8 | 18.2 | 14.4 | 11.4 | 11.2 | 11.4 | 89 | 76 | 91 | NNW 2 | WNW 1 | ESE 1 | 10 | 9 | 8 | — | |
| 4 | 59.6 | 58.6 | 59.1 | 14.0 | 17.2 | 14.0 | 18.0 | 13.6 | 10.7 | 10.7 | 10.8 | 91 | 73 | 92 | NNE 1 | SW 1 | S 1 | 10 | 10 | 10 | — | |
| 5 | 60.1 | 57.7 | **56.6** | 13.0 | 17.2 | 15.2 | 18.2 | 13.0 | 10.4 | 11.5 | 11.3 | 94 | 79 | 88 | ESE 1 | SW 2 | SSE 2 | 10 | 0 | 7 | — | |
| 6 | 58.8 | 57.6 | 58.2 | 14.2 | 16.4 | 14.8 | 17.2 | 14.0 | 9.9 | 11.8 | 11.0 | 83 | 85 | 88 | NNW 1 | SW 2 | SW 1 | 10 | 8 | 10 | — | |
| 7 | 61.3 | 60.5 | 60.8 | 14.0 | 15.1 | 14.2 | 16.0 | 14.0 | 10.6 | 10.3 | 10.6 | 90 | 81 | 88 | C 0 | C 0 | S 1 | 10 | 10 | 8 | — | |
| 8 | 61.2 | 59.4 | 59.9 | 13.8 | 16.2 | 13.6 | 17.0 | 13.4 | 9.9 | 11.1 | 10.5 | 85 | 81 | 92 | SE 1 | SW 2 | SE 1 | 8 | 0 | 10 | — | |
| 9 | 61.1 | 60.0 | 60.6 | 13.0 | 15.0 | 14.4 | 15.9 | 13.0 | 9.8 | 11.3 | 11.1 | 89 | 89 | 92 | ENE 1 | S 3 | SSE 1 | 10 | 6 | 10 | — | |
| 10 | 62.0 | 61.2 | 61.6 | 14.0 | 16.0 | 13.6 | 17.0 | 13.0 | 10.6 | 11.1 | 10.4 | 90 | 82 | 90 | C 0 | SW 1 | NE 1 | 10 | 10 | 10 | — | |
| 11 | 62.7 | 60.8 | 61.2 | 12.2 | 16.2 | 13.8 | 17.0 | 12.0 | 9.1 | 10.6 | 10.2 | 87 | 77 | 87 | ESE 1 | SW 1 | SE 1 | 0 | 0 | 0 | — | |
| 12 | 61.6 | 60.7 | 61.3 | 13.0 | 16.0 | 13.4 | 16.8 | 13.0 | 9.5 | 11.0 | 10.0 | 86 | 81 | 88 | ENE 1 | SW 2 | C 0 | 10 | 10 | 10 | — | |
| 13 | 61.2 | 60.7 | 61.2 | 12.8 | 16.2 | 13.8 | 17.0 | 12.6 | 9.7 | 12.0 | 10.3 | 89 | 87 | 88 | NNE 2 | SW 1 | ENE 1 | 10 | 0 | 0 | — | |
| 14 | 63.9 | 60.9 | 60.8 | 13.0 | 16.3 | 13.7 | 16.9 | 13.0 | 9.8 | 11.2 | 10.6 | 89 | 81 | 92 | C 0 | S 2 | C 0 | 0 | 0 | 0 | — | |
| 15 | 61.0 | 59.1 | 59.5 | 13.0 | 15.8 | 14.3 | 16.6 | 13.0 | 10.4 | 11.4 | 10.9 | 94 | 85 | 91 | ENE 1 | C 0 | SW 1 | 10 | 10 | 10 | — | |
| 16 | 62.3 | 61.2 | 62.2 | 13.7 | 17.0 | 15.1 | 18.0 | 13.0 | 10.7 | 10.5 | 11.9 | 93 | 73 | 93 | C 0 | SW 1 | C 0 | 10 | 0 | 10 | — | |
| 17 | 64.9 | 63.5 | 64.1 | 13.3 | 14.4 | 11.7 | 15.0 | 11.5 | 9.7 | 10.6 | 9.4 | 86 | 87 | 93 | C 0 | SSE 2 | SW 2 | 10 | 10 | 0 | 2.4 | ●[1] y ≡ interv 1a15- |
| 18 | **66.4** | 66.0 | 66.2 | 11.3 | 14.8 | 10.9 | 15.4 | 10.6 | 8.9 | 8.6 | 8.4 | 89 | **69** | 87 | C 0 | SW 2 | E 1 | 10 | 0 | 0 | 0.0 | ●[0] 6a30; ●[2] 8a-9a4 |
| 19 | 62.3 | 60.9 | 61.5 | 10.0 | 15.0 | 12.2 | 15.8 | 10.0 | **6.8** | 10.6 | 9.1 | 74 | 84 | 87 | SSE 1 | SW 1 | C 0 | 6 | 0 | 0 | **8.1** | |
| 20 | 64.0 | 63.1 | 63.6 | 10.4 | 15.2 | 11.3 | 16.0 | 10.0 | 8.0 | 9.8 | 8.5 | 85 | 76 | 85 | ENE 1 | S 2 | SW 1 | 0 | 0 | 0 | — | |
| 21 | 64.8 | 62.5 | 62.3 | 10.5 | 14.4 | 10.9 | 15.0 | 10.5 | 7.7 | 10.3 | 8.7 | 81 | 85 | 90 | C 0 | SSW 2 | SSE 1 | 6 | 10 | 2 | — | |
| 22 | 61.6 | 59.7 | 60.1 | 10.0 | 15.0 | 12.2 | 15.8 | 10.0 | 8.9 | 9.8 | 9.1 | **98** | 77 | 87 | SE 1 | S 2 | SW 1 | 10 | 10 | 0 | — | ≡[2] 6a30-8a10 |
| 23 | 60.9 | 59.4 | 59.9 | 11.2 | 16.0 | 12.8 | 16.9 | 10.0 | 8.4 | 11.4 | 9.1 | 85 | 84 | 83 | C 0 | C 0 | SE 1 | 5 | 9 | 3 | — | |
| 24 | 62.3 | 61.7 | 62.1 | 12.0 | 15.0 | 11.6 | 15.7 | 11.2 | 9.2 | 9.9 | 8.8 | 89 | 78 | 87 | SE 1 | S 3 | SE 1 | 1 | 0 | 0 | — | |
| 25 | 61.4 | 59.7 | 60.2 | 10.8 | 15.2 | 13.0 | 16.0 | 10.6 | 8.7 | 11.2 | 9.8 | 90 | 87 | 89 | C 0 | SW 1 | NW 1 | 0 | 0 | 10 | — | |
| 26 | 61.3 | 60.6 | 60.3 | 12.4 | 14.8 | 13.2 | 15.4 | 10.8 | 9.6 | 10.1 | 10.1 | 90 | 81 | 90 | NNW 3 | NW 1 | NW 2 | 10 | 0 | 5 | — | |
| 27 | 61.4 | 59.8 | 61.0 | 12.5 | 15.2 | 11.0 | 16.0 | 10.6 | 9.3 | 10.0 | 9.0 | 87 | 77 | 92 | ENE 1 | SW 1 | SSE 1 | 10 | 0 | 0 | — | |
| 28 | 61.5 | 57.0 | 57.4 | 10.4 | 14.6 | 11.8 | 15.2 | 10.4 | 8.9 | 10.2 | 9.2 | 95 | 83 | 90 | C 0 | S 2 | C 0 | 10 | 0 | 10 | — | |
| 29 | 60.9 | 59.8 | 60.0 | 10.9 | 13.0 | 11.0 | 14.0 | 10.6 | 8.6 | 8.8 | 9.2 | 89 | 80 | 94 | C 0 | C 0 | SSE 1 | 10 | 10 | 10 | — | |
| 30 | 60.7 | 60.5 | 61.1 | 10.2 | 15.0 | 13.8 | 15.8 | 10.2 | 8.8 | 10.1 | 10.8 | 95 | 80 | 93 | ENE 1 | SW 2 | C 0 | 10 | 4 | 0 | — | |
| 31 | 62.8 | 61.2 | 60.7 | 13.0 | 14.8 | 11.0 | 15.4 | 10.6 | 9.8 | 10.3 | 8.6 | 89 | 83 | 87 | C 0 | SW 1 | SW 2 | 10 | 0 | 10 | — | |
| Pro. Mit. | 61.7 | 60.4 | 60.7 | 12.4 | 15.6 | 13.1 | 16.4 | 11.9 | 9.5 | 10.7 | 10.1 | 89 | 81 | 90 | 0.8 | 1.4 | 0.9 | 7.9 | 4.5 | 5.6 | 10.5 | |

Barómetro reducido a 0°C y a gravedad normal.

Barometer reduciert auf 0°C und Nor

**AGASTA** (H = 5 m) **MAYO 1912** φ = 23° 39′ S λ = 70° 25′ W $h_a$ = —

| a la p. o ien. | Velocidad del viento Windgeschwindigkeit | | | | | | | | Nubes (clase y dirección) Wolken (Art und Richtung) | | | Agua caída Niederschlag | | | Evaporación Verdunstung | | | |
|---|---|---|---|---|---|---|---|---|---|---|---|---|---|---|---|---|---|---|
| | m/minuto | | | km | | | | | | | | mm | | | mm | | | |
| Min. | 7a | 2p | 9p | 9p-7a | 7a-2p | 2p-9p | 7a-7a | k/1h | 7a | 2p | 9p | 7a | 2p | 9p | 7a | 2p | 9p | 7a-7a |
| | | | | | | | | | cu | a-cu | a-cu | — | — | — | | | | |
| | | | | | | | | | str | str | a-cu | — | — | — | | | | |
| | | | | | | | | | cu-ni | fr-str | str | — | — | — | | | | |
| | | | | | | | | | str, a-cu | a-cu | a-cu | — | — | — | | | | |
| | | | | | | | | | fr-ni | str | a-cu | — | — | — | | | | |
| | | | | | | | | | fr-cu | str | a-cu | — | — | — | | | | |
| | | | | | | | | | str, a-cu | a-cu | a-cu | — | — | — | | | | |
| | | | | | | | | | str | str | fr-ni | — | — | — | | | | |
| | | | | | | | | | fr-ni | a-cu | a-cu | — | — | — | | | | |
| | | | | | | | | | cu-ni | fr-str | str | — | — | — | | | | |
| | | | | | | | | | cu | fr-str | a-cu | — | — | — | | | | |
| | | | | | | | | | cu | str | str | — | — | — | | | | |
| | | | | | | | | | str | str | fr-ni | — | — | — | | | | |
| | | | | | | | | | fr-cu | str | a-cu | — | — | — | | | | |
| | | | | | | | | | str | str | a-str | — | — | — | | | | |
| | | | | | | | | | fr-str | a-cu | a-cu | — | — | — | | | | |
| | | | | | | | | | cu | fr-str | fr-ni | — | 28.0 | — | | | | |
| | | | | | | | | | fr-cu | cu-ni | str | — | — | — | | | | |
| | | | | | | | | | cu | str | fr-ni | — | — | — | | | | |
| | | | | | | | | | str | fr-ni | str | — | — | — | | | | |
| | | | | | | | | | cu | fr-str | fr-ni | — | — | — | | | | |
| | | | | | | | | | fr-str | a-cu | a-str | — | — | — | | | | |
| | | | | | | | | | cu | str | fr-ni | — | — | — | | | | |
| | | | | | | | | | str | fr-str | str | — | — | — | | | | |
| | | | | | | | | | cu-ni | cu | fr-cu | — | — | — | | | | |
| | | | | | | | | | cu-ni | cu | fr-cu | — | — | — | | | | |
| | | | | | | | | | cu | str | fr-cu | — | — | — | | | | |
| | | | | | | | | | str | fr-ni | cu | — | — | — | | | | |
| | | | | | | | | | fr cu | fr-str | str | — | — | — | | | | |
| | | | | | | | | | | cu, str | str | — | — | — | | | | |
| | | | | | | | | | cu | str | str | — | — | — | | | | |
| | | | | | | | | | | | | — | 28.0 | — | | | | |

**ERA** (H = 30 m) **MAYO 1912** φ = 27° 03′ S λ = 70° 53′ W $h_a$ = 28 m

| | | | | | | | | | | | | | | | | | | |
|---|---|---|---|---|---|---|---|---|---|---|---|---|---|---|---|---|---|---|
| | | | 10.4 | 28.0 | 8.2 | **46.4** | **1.9** | | | | | — | — | — | | | | |
| | | | 40.8 | 23.7 | 44.3 | 77.0 | 3.2 | | | | | — | — | — | | | | |
| | | | 27.1 | 51.3 | 30.9 | 95.1 | 4.0 | | | | | — | — | — | | | | |
| | | | 59.5 | 40.9 | 46.0 | 141.7 | 5.9 | | | | | — | — | — | | | | |
| | | | 66.3 | 51.6 | 83.4 | 153.2 | 6.4 | | | | | — | — | — | | | | |
| | | | 42.0 | 94.6 | 57.2 | 177.0 | 7.4 | | | | | — | — | — | | | | |
| | | | 96.9 | 58.2 | 98.4 | **248.7** | **10.4** | | | | | — | — | — | | | | |
| | | | 63.1 | 16.4 | 80.4 | 219.7 | 9.2 | | | | | — | — | — | | | | |
| | | | 19.3 | 91.7 | 44.3 | 116.1 | 4.8 | | | | | — | — | — | | | | |
| | | | 94.1 | 44.5 | 96.1 | 230.1 | 9.6 | | | | | — | — | — | | | | |
| | | | 50.6 | 16.7 | 68.2 | 191.2 | 8.0 | | | | | — | — | — | | | | |
| | | | 26.0 | 85.7 | 27.2 | 110.9 | 4.6 | | | | | — | — | — | | | | |
| | | | 27.9 | 98.7 | 32.2 | 140.8 | 5.9 | | | | | — | — | — | | | | |
| | | | 2.2 | 58.5 | 25.0 | 133.1 | 5.5 | | | | | — | — | — | | | | |
| | | | 61.9 | 24.1 | 62.9 | 145.4 | 6.1 | | | | | — | — | — | | | | |
| | | | 26.2 | 62.9 | 27.2 | 113.2 | 4.7 | | | | | — | — | — | | | | |
| | | | 74.0 | 33.7 | 82.0 | 164.1 | 6.8 | | | | | 2.4 | — | — | | | | |
| | | | 44.5 | 86.3 | 50.5 | 160.2 | 6.7 | | | | | 0.0 | 8.1 | — | | | | |
| | | | 98.2 | 58.6 | 15.7 | 235.0 | 9.8 | | | | | — | — | — | | | | |
| | | | 61.1 | 22.1 | 68.9 | 135.4 | 5.6 | | | | | — | — | — | | | | |
| | | | 22.8 | 78.2 | 49.2 | 113.8 | 4.7 | | | | | — | — | — | | | | |
| | | | 78.4 | 63.2 | 95.4 | 205.8 | 8.6 | | | | | — | — | — | | | | |
| | | | 63.4 | 2.2 | 85.4 | 222.0 | 9.2 | | | | | — | — | — | | | | |
| | | | 17.1 | 11.6 | 48.0 | 104.7 | 4.4 | | | | | — | — | — | | | | |
| | | | 21.6 | 48.6 | 28.5 | 81.2 | 3.4 | | | | | — | — | — | | | | |
| | | | 74.3 | 56.1 | 80.2 | 151.4 | 6.3 | | | | | — | — | — | | | | |
| | | | 56.7 | 88.1 | 59.0 | 193.0 | 8.0 | | | | | — | — | — | | | | |
| | | | 17.5 | 66.5 | 12.2 | 164.6 | 6.9 | | | | | — | — | — | | | | |
| | | | 62.1 | 12.6 | 62.1 | 140.8 | 5.9 | | | | | — | — | — | | | | |
| | | | 24.2 | 67.5 | 25.7 | 98.9 | 4.1 | | | | | — | — | — | | | | |
| | | | 77.3 | 8.3 | 10.4 | 170.5 | 7.1 | | | | | — | — | — | | | | |
| | | | 48.6 | 50.0 | 51.8 | 151.0 | 6.3 | | | | | 2.4 | 8.1 | — | | | | |

Observaciones se efectuaron según hora oficial de Chile (75° de long.)

Alle Beobachtungen nach chilenischer Einheitszeit (75° Länge).

## ISLA DE PASCUA (H=30 m) — MAYO 1912 — φ = 27° 10′ S — λ = 109° 26′ W — $C_g$ =

| Día / Tag | Barómetro Barometer 700 mm + 7a | 2p | 9p | Temperatura del aire Lufttemperatur C° 7a | 2p | 9p | Max. | Min. | Humedad absoluta Absolute Feuchtigkeit mm 7a | 2p | 9p | Humedad relativa Relative Feuchtigkeit % 7a | 2p | 9p | Dirección y fuerza del viento Richtung und Stärke des Windes 0—12 B 7a | 2p | 9p | Nebulosidad Bewölkung 0—10 7a | 2p | 9p | Agua caída Niederschlag mm 7a - 7a | Notas Bemerkungen |
|---|---|---|---|---|---|---|---|---|---|---|---|---|---|---|---|---|---|---|---|---|---|---|
| 1 | 59.8 | 60.0 | 60.9 | 21.7 | 25.3 | 22.1 | 25.9 | 20.7 | 17.8 | 19.2 | 18.4 | 93 | 80 | 93 | NW 2 | NNW 3 | NNW 1 | 9 | 7 | 7 | 1.9 | ●⁰ ch am; ◺² 3; ∞² |
| 2 | 60.5 | 60.4 | 61.6 | 21.7 | 24.8 | 20.1 | **26.4** | 19.8 | 18.2 | 18.1 | 16.9 | 94 | 78 | 96 | NW 1 | NW 3 | WNW 1 | 7 | 8 | 9 | 0.0 | ●¹ a; ≡⁰; ◺² a; ∞² |
| 3 | 61.0 | 60.7 | 60.5 | 20.8 | 24.4 | 21.3 | **26.4** | 19.2 | 16.9 | 17.6 | 17.2 | 92 | 78 | 92 | WNW 1 | NNW 3 | WNW 1 | 9 | 8 | 9 | **12.4** | ●⁰ ch am 7a13; ∞² |
| 4 | 59.0 | 57.3 | 57.7 | 19.9 | 22.8 | 19.5 | 23.7 | 19.0 | 16.5 | 15.2 | 12.4 | 96 | 74 | 73 | NNW 1 | S 1 | S 1 | 9 | 8 | 4 | 0.4 | ●⁰ ch am; ≡² a; ∞¹ |
| 5 | 56.8 | **56.3** | 57.5 | 19.5 | 19.8 | 18.9 | 22.5 | 18.3 | 19.5 | **19.8** | 18.9 | 68 | 79 | 74 | S 3 | W 2 | S 1 | 5 | 9 | 3 | 4.0 | ●¹ ch 7p21; ∞² 1, ∞¹ |
| 6 | | | | | | | | | | | | | | | SE 6 | | | | | | 9.6 | ●, ● ch y ≡ am a int |
| 7 | | | | | | | | | | | | | | | | | | | | | | [1; ⌒ al W 7a |
| 8 | | | | | | | | | | | | | | | | | | | | | | |
| 9 | | | | | | | | | | | | | | | | | | | | | | |
| 10 | | | | | | | | | | | | | | | | | | | | | | |
| 11 | | | | | | | | | | | | | | | | | | | | | | |
| 12 | | | | | | | | | | | | | | | | | | | | | | |
| 13 | 66.2 | 65.0 | 66.1 | 18.8 | 22.1 | 19.2 | 23.3 | 15.4 | 11.6 | 13.6 | 13.1 | 72 | 69 | 79 | C 0 | ESE 4 | SE 1 | 9 | 8 | 8 | 0.0 | ● ch? |
| 14 | **66.6** | 65.9 | **66.6** | 18.3 | 19.1 | 17.8 | 25.0 | 16.7 | 13.8 | 14.4 | 14.2 | 88 | 87 | 93 | SE 3 | NE 3 | E 1 | 8 | 9 | 7 | 0.3 | ● ch? |
| 15 | 65.4 | 65.0 | 65.0 | 19.2 | 20.9 | 19.2 | 22.3 | 17.1 | 13.4 | 13.5 | 12.8 | 81 | 73 | 77 | E 4 | E 4 | E 3 | 6 | 5 | 7 | 3.2 | ● ch? |
| 16 | 64.3 | 64.5 | 66.1 | 19.4 | 24.4 | 19.1 | 25.0 | 18.0 | 12.8 | 15.2 | 14.5 | 76 | 67 | 88 | NE 2 | N 3 | E 2 | 7 | 3 | 1 | — | ◺¹ |
| 17 | 66.2 | 65.1 | 66.3 | 19.4 | 23.6 | 20.2 | 24.5 | 18.9 | 15.0 | 18.0 | 15.8 | 89 | 83 | 90 | NE 2 | N 6 | NE 2 | 2 | 5 | 2 | — | ◺² |
| 18 | 65.6 | 62.1 | 65.5 | 20.7 | 23.9 | 19.0 | 24.5 | 18.5 | 15.1 | 15.6 | 14.6 | 83 | 71 | 89 | N 3 | N 5 | E 3 | 8 | 4 | 0 | — | ◺² |
| 19 | 64.0 | 63.0 | 64.1 | 20.0 | 23.9 | 20.5 | 24.2 | 17.9 | 15.4 | 17.1 | 15.8 | 89 | 77 | 88 | NE 3 | N 5 | NE 2 | 3 | 3 | 0 | — | ● ch 0a7; ◺² 2 |
| 20 | 63.9 | 63.2 | 65.4 | 19.2 | 22.9 | 19.6 | 24.8 | 18.4 | 14.2 | 16.3 | 15.5 | 86 | 78 | 91 | E 2 | NE 6 | E 2 | 4 | 5 | 0 | 0.5 | ◺ |
| 21 | 64.7 | 63.5 | 65.1 | 19.1 | 24.4 | 20.2 | 24.8 | 19.1 | 15.3 | 16.8 | 15.6 | 93 | 74 | 89 | C 0 | NE 5 | NE 1 | 1 | 3 | 9 | 1.2 | ● ch 7a-MD; ◺ |
| 22 | 64.0 | 63.6 | 63.7 | 17.3 | 21.8 | 18.4 | 23.7 | 17.2 | 14.0 | 17.3 | 14.8 | 95 | 89 | 94 | NE 1 | N 5 | NE 2 | 4 | 9 | 3 | — | ● ch 9a, 11a30; ⌒ 9a |
| 23 | 62.7 | 61.8 | 62.6 | 18.4 | 21.9 | 18.6 | 23.4 | 18.0 | 15.6 | 17.7 | 14.7 | **99** | 91 | 92 | N 4 | N 5 | N 1 | 10 | 9 | 5 | 1.5 | ◺⁰; ∪ 9p |
| 24 | 62.9 | 62.6 | 64.1 | 19.7 | 23.2 | 19.0 | 23.8 | 18.0 | 15.9 | 17.1 | 15.3 | 93 | 80 | 93 | E 2 | NW 4 | NW 1 | 4 | 6 | 6 | 4.4 | ● ch 9a, 11a; ◺² |
| 25 | 64.3 | 63.5 | 64.5 | 19.0 | 20.6 | 19.1 | 20.8 | 18.2 | 15.6 | 15.3 | 14.8 | 95 | 85 | 90 | SE 3 | SE 3 | SE 5 | 9 | 10 | 10 | 11.9 | ◺ |
| 26 | 64.1 | 62.8 | 63.3 | 19.5 | 21.4 | 18.4 | 22.1 | 18.2 | 13.1 | 13.3 | 12.1 | 77 | 70 | 77 | SE 4 | SSE 5 | S 5 | 8 | 5 | 7 | 2.1 | ● ch MD; ◺ |
| 27 | 63.5 | 62.2 | 63.1 | 17.2 | 19.1 | 16.6 | 20.2 | 16.3 | 10.5 | 9.8 | **8.5** | 72 | **59** | 61 | SSE 6 | S 7 | S 5 | 5 | 5 | 2 | 0.2 | ● ch 7a, 8a y 7p; ◺ |
| 28 | 62.5 | 61.7 | 63.4 | 17.1 | 18.9 | 17.2 | 20.4 | 16.3 | 8.9 | 10.5 | 10.1 | 61 | 65 | 69 | S 7 | S 5 | S 4 | 8 | 7 | 9 | — | ◺⁰ |
| 29 | 62.7 | 62.5 | 63.2 | 17.0 | 19.2 | 17.7 | 20.6 | **15.1** | 10.6 | 10.8 | 10.2 | 73 | 65 | 68 | SE 3 | E 4 | E 3 | 9 | 10 | 10 | — | ◺¹ |
| 30 | 61.9 | 60.8 | 61.2 | 19.7 | 21.8 | 19.1 | 25.5 | 15.6 | 11.4 | 13.9 | 15.3 | 67 | 72 | 93 | N 5 | N 6 | NW 7 | 10 | 10 | 10 | — | ◺⁰ |
| 31 | 60.1 | 59.0 | 59.2 | 19.8 | 20.2 | 19.2 | 22.2 | 17.5 | 14.5 | 16.7 | 15.8 | 84 | 95 | 95 | NW 2 | NW 7 | W 6 | 8 | 10 | 10 | 0.8 | ◺⁰ |
| Pro. Mit. | 63.0 | 62.2 | 63.2 | 19.3 | 22.1 | 19.2 | 23.6 | 17.9 | 14.4 | 15.5 | 14.5 | 84 | 77 | 85 | 2.8 | 4.3 | 2.5 | 6.8 | 6.9 | 5.8 | 54.4 | |

## COPIAPÓ (H=370 m) — MAYO 1912 — φ = 27° 22′ S — λ = 70° 21′ W — $C_g$ =

| | | | | | | | | | | | | | | | | | | | | | | |
|---|---|---|---|---|---|---|---|---|---|---|---|---|---|---|---|---|---|---|---|---|---|---|
| 1 | 27.2 | 25.9 | 26.6 | 11.2 | 24.4 | 13.5 | | | 8.2 | 8.9 | 9.5 | 84 | 39 | 83 | SE 1 | NW 2 | NW 2 | 0 | 0 | 0 | — | |
| 2 | 26.7 | 24.2 | 25.7 | 10.0 | 21.0 | 13.4 | | | 8.6 | 9.9 | 9.6 | 94 | 54 | 85 | N 1 | NW 2 | C 0 | 10 | 0 | 0 | — | ≡ a |
| 3 | 26.5 | 25.6 | 26.5 | 12.5 | 20.0 | 14.7 | | | 9.4 | 9.0 | 8.8 | 88 | 53 | 72 | NW 1 | NW 2 | N 1 | 10 | 4 | 10 | — | |
| 4 | 26.5 | 24.0 | 27.7 | 11.0 | 20.7 | 12.8 | | | 9.3 | 9.6 | 9.3 | **95** | 53 | 86 | C 0 | NW 2 | W 1 | 10 | 3 | 5 | — | |
| 5 | 26.6 | 24.0 | *25.0* | 8.8 | 25.2 | *13.2* | | | 7.1 | 7.4 | *9.4* | 85 | 31 | *84* | E 1 | NW 1 | C 0 | 1 | 0 | 0 | — | |
| 6 | 25.3 | 23.4 | 25.6 | 9.2 | 24.4 | 12.6 | | | 6.2 | 7.2 | 9.1 | 72 | 32 | 85 | NW 1 | NW 3 | C 0 | 1 | 1 | 0 | — | |
| 7 | 26.7 | 26.5 | 27.6 | 9.6 | 21.0 | 12.6 | | | 8.2 | 8.6 | 8.8 | 92 | 47 | 83 | N 1 | NW 2 | C 0 | 4 | 2 | 2 | — | |
| 8 | 27.0 | 24.5 | 27.7 | 11.5 | 23.2 | 13.2 | | | 8.7 | 8.4 | 9.7 | 87 | 40 | 87 | C 0 | NW 2 | C 0 | 8 | 4 | 0 | — | |
| 9 | 27.7 | 26.2 | 27.4 | 10.2 | 21.4 | 13.0 | | | 7.6 | 9.6 | 9.3 | 72 | 52 | 85 | E 1 | NW 1 | NW 1 | 8 | 5 | 0 | — | |
| 10 | 28.2 | 27.4 | 32.0 | 10.8 | 16.5 | 13.0 | | | 8.9 | 8.8 | 9.1 | 93 | 64 | 83 | NW 1 | NW 1 | N 1 | 8 | 10 | 10 | — | ≡⁰ 9p |
| 11 | 29.8 | 26.9 | 28.7 | 9.6 | 23.0 | 12.8 | | | 8.0 | 8.3 | 8.7 | 89 | 40 | 81 | C 0 | NW 2 | C 0 | 0 | 0 | 0 | 0.0 | |
| 12 | *28.6* | 26.2 | 26.7 | *8.0* | 19.8 | 13.8 | | | **10.4** | 8.8 | 8.9 | *90* | 52 | 77 | | NW 2 | NW 2 | 0 | 8 | 8 | — | |
| 13 | 30.2 | 29.6 | 30.3 | 12.6 | 19.6 | 14.8 | | | 9.1 | 8.3 | 9.3 | 85 | 50 | 75 | NW 1 | NW 1 | NW 1 | 10 | 1 | 8 | — | |
| 14 | 31.1 | 27.5 | 27.6 | 8.8 | 22.4 | 12.8 | | | 7.5 | 7.7 | 7.5 | 89 | 38 | 69 | C 0 | NW 2 | NW 1 | 10 | 0 | 0 | — | |
| 15 | 27.5 | 24.4 | *26.6* | 7.0 | 20.2 | *13.1* | | | 6.6 | 10.2 | *9.9* | 88 | 58 | *89* | NW 1 | NW 2 | | 2 | 5 | 0 | — | |
| 16 | 28.6 | 27.1 | 29.9 | 12.5 | 18.2 | 13.2 | | | 9.1 | 8.1 | 8.2 | 86 | 53 | 74 | C 0 | NW 1 | C 0 | 10 | 6 | 0 | — | |
| 17 | 31.7 | 30.2 | *30.0* | 10.8 | 13.4 | *10.4* | | | 8.4 | 7.3 | *8.4* | 89 | 65 | *91* | C 0 | SE 1 | | 10 | 10 | 0 | 2.8 | ●⁰ ch 4a, 7a, 2p, 9p y |
| 18 | 32.6 | 32.1 | **32.7** | 8.4 | 14.8 | 9.4 | | | 7.2 | 7.5 | 7.2 | 89 | 62 | 83 | C 0 | C 0 | C 0 | 10 | 2 | 0 | **6.4** | |
| 19 | 29.1 | 27.0 | 29.3 | 4.9 | 19.8 | 10.0 | | | 5.6 | 5.3 | 7.0 | 86 | 31 | 77 | C 0 | NW 1 | SE 1 | 10 | 8 | 0 | — | |
| 20 | 30.7 | 29.2 | 30.8 | 6.0 | 17.4 | 11.0 | | | 6.4 | 7.3 | 8.0 | 91 | 50 | 81 | C 0 | NW 1 | C 0 | 2 | 8 | 0 | — | |
| 21 | 31.1 | 29.8 | 29.9 | 5.8 | 18.0 | 10.2 | | | 5.0 | 8.2 | 7.6 | 74 | 54 | 82 | C 0 | NW 1 | C 0 | 1 | 8 | 0 | — | |
| 22 | 28.2 | 26.4 | 27.5 | 6.4 | 20.6 | 12.0 | | | 6.6 | 7.2 | 8.4 | 91 | 40 | 83 | C 0 | NW 2 | C 0 | 4 | 6 | 2 | — | |
| 23 | 27.5 | 25.5 | 27.7 | 9.7 | 22.0 | 13.0 | | | 7.9 | 7.1 | 9.6 | 88 | 36 | 87 | W 1 | W 1 | | 4 | 8 | 0 | — | |
| 24 | 29.1 | 27.6 | 27.5 | 8.2 | 21.5 | 12.0 | | | 7.0 | 9.1 | 8.4 | 88 | 48 | 83 | SE 1 | NW 1 | C 0 | 8 | 0 | 0 | — | |
| 25 | 28.7 | 26.2 | 26.3 | 7.8 | 27.2 | 13.4 | | | 6.1 | **4.2** | 7.3 | 79 | **16** | 65 | SE 1 | NW 1 | C 0 | 0 | 0 | 0 | — | |
| 26 | 27.1 | 26.4 | 27.3 | 7.4 | 19.0 | 11.0 | | | 6.6 | 8.2 | 8.1 | 87 | 50 | 83 | NW 1 | NW 1 | C 0 | 4 | 0 | 0 | — | |
| 27 | 28.2 | 25.8 | 26.5 | 9.9 | 18.2 | 11.0 | | | 8.8 | 8.4 | 8.0 | 89 | 55 | 81 | C 0 | NW 2 | C 0 | 10 | 0 | 0 | — | |
| 28 | 26.7 | **23.3** | 24.9 | 4.0 | 19.8 | 9.4 | | | 5.6 | 8.2 | 7.7 | 92 | 48 | 89 | SE 1 | NW 2 | C 0 | 0 | 0 | 0 | — | ≡¹ |
| 29 | 26.4 | 24.3 | 27.3 | 6.0 | 17.2 | 9.8 | | | 6.1 | 7.4 | 7.6 | 89 | 51 | 84 | SE 1 | NW 1 | C 0 | 0 | 0 | 0 | — | |
| 30 | 27.3 | 26.3 | 28.3 | 8.0 | 17.8 | 11.6 | | | 7.5 | 8.1 | 8.0 | 93 | 54 | 80 | C 0 | NW 2 | NW 1 | 10 | 0 | 4 | — | |
| 31 | 29.0 | 29.2 | 29.8 | 11.4 | 19.8 | 11.6 | | | 8.3 | 8.2 | 8.7 | 83 | 48 | 86 | N 1 | NW 2 | C 0 | 10 | 0 | 0 | — | |
| Pro. Mit. | 28.3 | 26.5 | 28.0 | 9.0 | 20.2 | 12.2 | | | 7.6 | 8.1 | 8.6 | 87 | 47 | 81 | 0.6 | 1.5 | 0.5 | 5.6 | 3.2 | 1.6 | 9.2 | |

Barómetro reducido a 0°C y a gravedad normal.

Barometer reduciert auf 0°C und Normalsch

## DE PASCUA (H = 30 m) — MAYO 1912 — φ = 27° 10′ S — λ = 109° 26′ W — $h_a$ = 2.8 m

| a la mp. ep. eien. | Velocidad del viento Windgeschwindigkeit m/minuto | | | km | | | | | Nubes (clase y dirección) Wolken (Art und Richtung) | | | Agua caída Niederschlag mm | | | Evaporación Verdunstung mm | | | |
|---|---|---|---|---|---|---|---|---|---|---|---|---|---|---|---|---|---|---|
| Min. | 7a | 2p | 9p | 9p-7a | 7a-2p | 2p-9p | 7a-7a | k/1h | 7a | 2p | 9p | 7a | 2p | 9p | 7a | 2p | 9p | 7a-7a |
| 12.5 | 72 | 108 | 26 | 82.8 | 46.8 | 36.9 | **225.9** | **9.4** | cu, fr-cu, cu-ni, str, a- 1 | cu, fr cu, cu-ni, ci, ci- 7 | cu, fr-cu, a-cu, ci, ci- 11 | 0.1 | — | — | 0.6 | 0.6 | 0.4 | 1.4 |
| 12.0 | 52 | 116 | 52 | 57.8 | 45.3 | 35.4 | 141.5 | 5.9 | cu, fr-cu, cu-ni, ci, ci- 2 | cu, fr-cu, cu-ni' ni, a- 8 | cu, fr-cu, cu-ni, ni, str, 12 | — | — | 12.2 | 0.2 | 0.6 | 0.4 | 1.2 |
| 10.5 | 26 | 116 | 26 | 4.7 | 43.9 | 33.1 | **85.4** | **3.6** | cu, fr-cu, cu-ni, ni, str- 3 | cu, fr-cu, cu-ni, a-cu, 9 | cu, fr-cu, cu-ni, ni, a- 13 | 0.2 | — | 0.1 | 0.0 | 0.6 | 0.5 | 1.0 |
| 9.3 | 13 | 71 | 116 | 28.0 | 25.7 | 39.4 | 105.0 | 4.4 | cu, fr-cu, cu-ni, a-cu, 4 | cu, fr-cu, cu-ni, str-cu, 10 | cu. fr-cu, cu-ni S | 0.3 | 4.0 | — | 0.2 | 0.2 | 0.8 | 1.3 |
| 9.0 | 173 | 107 | 71 | 67.0 | 46.2 | 36.9 | 132.1 | 5.5 | cu, fr-cu, cu-ni, ni, str- 5 | cu, fr-cu, cu-ni, ni, str, | cu, fr-cu, cu-ni S | — | — | — | 1.1 | 0.8 | 0.8 | 2.1 |
| | **322** | | | 83.0 | | | 166.1 | 6.9 | cu, fr-cu, cu-ni, ni, str, 6 | [fr-str W | | 9.6 | — | — | 0.8 | | | 2.4 |
| 12.0 | 0 | 200 | | | 41.3 | 29.0 | | | cu-ni, str-cu SE | cu-ni, str-cu SE | | 0.0 | 0.0 | 0.0 | | 0.9 | 0.7 | |
| 14.0 | 100 | 114 | | 43.6 | 50.8 | 40.5 | 113.9 | 4.7 | cu-ni, ni, str-cu E | ni E, ci-str | | 0.3 | 1.1 | 0.3 | 0.6 | 0.8 | 0.4 | 2.2 |
| 14.0 | 181 | 187 | | 61.5 | 62.7 | 46.7 | 152.8 | 6.4 | cu-ni, str cu E | cu, str-cu, ni E, ci | | 1.8 | — | — | 0.4 | 1.1 | 1.0 | 1.6 |
| 14.0 | 60 | 116 | | 25.7 | 51.5 | 36.1 | 135.1 | 5.6 | cu NE, ci-str | cu-ca NE, a-cu | | — | — | — | 0.6 | 1.3 | 0.8 | 2.7 |
| 14.3 | 53 | 277 | | 41.5 | 67.5 | 52.9 | 129.1 | 5.4 | cu E, ci | cu NE, a-str, ci-str | | — | — | — | 0.3 | 1.1 | 1.3 | 2.4 |
| 14.1 | 80 | 196 | | 42.6 | 64.3 | 42.7 | 163.0 | 6.8 | cu, str-cu NE, ci-str | cu-ni NE, ci-str | | — | — | — | 0.5 | 1.5 | 0.8 | 2.9 |
| 14.8 | 100 | 240 | | 57.9 | 77.5 | 60.7 | 164.9 | 6.9 | cu NNE, ci | cu N, ci | | — | — | — | 0.3 | 1.1 | 1.4 | 2.6 |
| 14.5 | 53 | 187 | | 54.6 | 71.2 | 52.9 | 192.8 | 8.0 | cu-ni N, ci | cu NNE, str | | 0.5 | 0.0 | 0.5 | 0.6 | 1.4 | 1.0 | 3.1 |
| 14.5 | 0 | 206 | | 42.6 | 63.0 | 37.0 | 166.7 | 6.9 | cu NNE | cu NNE | | 0.7 | — | — | 0.3 | 1.0 | 0.8 | 2.7 |
| 13.2 | 27 | 187 | | 29.5 | 52.4 | 44.4 | 129.5 | 5.4 | cu, str-cu NE | cu, ni NE | cu | — | 0.2 | 0.4 | 0.4 | 0.7 | 0.8 | 2.2 |
| 14.3 | 187 | 224 | | 48.1 | 72.4 | 24.9 | 144.9 | 6.0 | ni N | cu, fr-cu, ni N, ci-str | fr-cu N, ci | 0.9 | 3.7 | 0.6 | 0.3 | 0.5 | 0.6 | 1.8 |
| 14.0 | 20 | 100 | | 28.2 | 53.1 | 20.9 | 125.5 | 5.2 | fr-cu, fr-ni N | cu-ni, fr-str, fr-ni N | fr-str NW | 0.1 | — | — | 0.3 | 0.6 | 0.2 | 1.4 |
| 13.9 | 116 | 90 | | 23.0 | 48.9 | 39.2 | 97.0 | 4.0 | fr-cu, ni SE | ni SE | ni | 11.9 | 1.4 | 0.7 | 0.1 | 0.2 | 0.3 | **0.9** |
| 15.4 | 80 | 100 | | 70.3 | 50.0 | 36.0 | 158.4 | 6.6 | fr-cu, fr-ni SE, ci-str | fr-cu, cu-ni, str-cu SSE | fr-cu SW | — | 0.1 | — | 0.8 | 1.0 | 0.3 | 1.3 |
| 12.2 | 125 | | | 82.5 | 72.9 | 53.6 | 168.5 | 7.0 | cu, fr-ni S | cu, fr-cu S | cu S | 0.1 | — | — | 0.2 | 1.7 | 1.4 | 1.5 |
| 13.1 | 187 | 116 | | 80.5 | 64.0 | 40.7 | 207.0 | 8.6 | fr-cu, str S | cu S, str | cu, fr-cu SSE | — | — | — | 2.3 | 1.7 | 1.0 | **5.4** |
| 11.7 | 53 | 100 | | 31.4 | 40.4 | 20.2 | 136.1 | 5.7 | fr-cu, str SE | str NE | str NE | — | — | — | 1.2 | 1.1 | 1.0 | 3.9 |
| 15.0 | 151 | 187 | | 54.1 | 67.7 | 69.1 | 114.7 | 4.8 | cu-ni, str N | cu, str N | ni W | — | — | 0.6 | 1.4 | 1.7 | 1.3 | 3.5 |
| 15.4 | 100 | 187 | | 72.9 | 70.9 | 66.7 | 209.7 | 8.7 | cu-ni, str NW | cu-ni, ni NW | ni W | 0 2 | 0.3 | 7.9 | 0.5 | 0.7 | 0.5 | 3.5 |
| 13.2 | 93 | 154 | | 50.6 | 56.3 | 41.5 | 148.6 | 6.2 | | | | 26.7 | 10.8 | 23.3 | 14.0 | 22.9 | 18.5 | 55.0 |

## IAPÓ (H = 370 m) — MAYO 1912 — φ = 27° 22′ S — λ = 70° 21′ W — $h_a$ = 11.7 m

| | | | | | | | | | | | | | | | | | | |
|---|---|---|---|---|---|---|---|---|---|---|---|---|---|---|---|---|---|---|
| 20 | 90 | 65 | 7.7 | 19.9 | 39.9 | 61.5 | 2.6 | | | | | — | — | — | | | | |
| 56 | 120 | 0 | 8.0 | 31.1 | 17.4 | 67.8 | 2.8 | str | | | | — | — | — | | | | |
| 50 | 75 | 20 | 7.0 | 12.9 | 12.2 | 55.5 | 2.3 | str | ni SE | str | | — | — | — | | | | |
| 0 | 70 | 40 | 3.4 | 27.0 | 12.6 | 28.5 | 1.2 | str | ni S | str E | | — | — | — | | | | |
| 20 | 50 | | 6.2 | *21.7* | | 45.8 | 1.9 | ci E | | | | — | — | — | | | | |
| 15 | **160** | 0 | *18.0* | 29.5 | 34.7 | | | ci | ni S | | | — | — | — | | | | |
| 50 | 95 | | 4.6 | 32.3 | 24.1 | **68.8** | **2.9** | str SE | ci SW | str SW | | — | — | — | | | | |
| 0 | 80 | 0 | 4.4 | 15.7 | 14.5 | 60.8 | 2.5 | str NW | str S | | | — | — | — | | | | |
| 50 | 40 | 30 | 7.6 | 17.3 | 20.7 | 37.8 | 1.6 | str | ni SE | | | — | — | — | | | | |
| 50 | 30 | 50 | 5.8 | 20.8 | 10.9 | 43.8 | 1.8 | str SE | str | ni | | — | — | — | | | | |
| 0 | 65 | 0 | 6.5 | *10.7* | *13.8* | 38.2 | 1.6 | | | | | 0.0 | — | — | | | | |
| | 70 | 70 | | | *33.2* | | | | ni SE | ni | | — | — | — | | | | |
| 30 | 55 | 30 | *11.6* | 17.3 | 45.4 | | | ni SE | ni SE | ni | | — | — | — | | | | |
| 0 | 80 | 25 | 5.6 | 27.4 | 9.0 | 68.3 | 2.8 | ci | | | | — | — | — | | | | |
| 40 | 90 | | 6.9 | *22.5* | | 43.3 | 1.8 | ni E | ni SE | | | — | — | — | | | | |
| 0 | 30 | 0 | | 15.7 | 16.3 | | | str | ni NE | | | — | — | — | | | | |
| 0 | 15 | | 3.7 | *2.7* | | 35.7 | 1.5 | ni | ni | | | 2.8 | 1.8 | 4.6 | | | | |
| 0 | 0 | 0 | | 8.9 | 3.6 | | | ni | ci | | | 0.0 | — | — | | | | |
| 0 | 25 | 10 | 1.7 | 11.2 | 14.4 | 14.2 | **0.6** | ni | ni | | | — | — | — | | | | |
| 0 | 45 | 0 | 5.5 | 13.1 | 5.4 | 31.1 | 1.3 | ni E | ni E | | | — | — | — | | | | |
| 0 | 56 | 0 | 1.0 | 7.2 | 3.7 | 19.5 | 0.8 | ni | ni NE | | | — | — | — | | | | |
| 0 | 70 | 0 | 2.7 | 14.3 | 7.6 | **13.6** | **0.6** | str | ni E | str SE | | — | — | — | | | | |
| 15 | 20 | | 6.8 | 4.4 | 6.7 | 28.7 | 1.2 | ni E | ni E | | | — | — | — | | | | |
| 20 | 25 | 0 | 6.7 | 9.9 | 5.4 | 17.8 | 0.7 | str | | | | — | — | — | | | | |
| 20 | 45 | 0 | 2.8 | 7.8 | 6.4 | 18.1 | 0.8 | | | | | — | — | — | | | | |
| 85 | 40 | 0 | 2.6 | 6.6 | 10.8 | 16.8 | 0.7 | str | | | | — | — | — | | | | |
| 0 | 70 | 0 | 3.4 | 11.0 | 6.3 | 20.8 | 0.9 | str | | | | — | — | — | | | | |
| 20 | 70 | 0 | 3.4 | 17.1 | 30.5 | 20.7 | 0.9 | | | | | — | — | — | | | | |
| 15 | 65 | 0 | 3.9 | 28.6 | 25.2 | 51.5 | 2.1 | | | | | — | — | — | | | | |
| 0 | 70 | 20 | 5.8 | 16.1 | 9.5 | 59.6 | 2.5 | str | | str S | | — | — | — | | | | |
| 15 | 79 | 0 | 4.5 | 4.5 | 14.0 | 30.1 | 1.3 | str | | | | — | — | — | | | | |
| 19 | 61 | 13 | 5.6 | 16.1 | 16.2 | 38.4 | 1.6 | | | | | 2.8 | 1.8 | 4.6 | | | | |

Observaciones se efectuaron según hora oficial de Chile (75° de long.)
Alle Beobachtungen nach chilenischer Einheitszeit (75° Länge).
ta se observó según la hora local.
Auf der Osterinsel Beobachtungen nach Ortszeit.

i-str, ci-cu NW. 2 str, ci-cu NW. 3 cu, a-cu, ci-str WNW. 4 ci, ci-str, ci-cu NNW. 5 cu, ci, ci-cu S. 6 fr-str, a-cu, ci ESE. 7 str, ci-cu NW. 8 cu NW. 9 ci, ci-str N. 10 a-cu, ci, ci-str, ci-cu S. 11 str, ci-cu NNW ci W. 13 cu, ci, ci-str W.

**COQUIMBO** (H=25 m) **MAYO 1912** φ = 29° 56′ S λ = 71° 21′ W $C_g$ =

| Día Tag | Barómetro Barometer 700 mm + 7a | 2p | 9p | Temperatura del aire Lufttemperatur C° 7a | 2p | 9p | Max. | Min. | Humedad absoluta Absolute Feuchtigkeit mm 7a | 2p | 9p | Humedad relativa Relative Feuchtigkeit % 7a | 2p | 9p | Dirección y fuerza del viento Richtung und Stärke des Windes 0—12 B 7a | 2p | 9p | Nebulosidad Bewölkung 0—10 7a | 2p | 9p | Agua caída Niederschlag mm 7a-7a | Notas Bemerkungen |
|---|---|---|---|---|---|---|---|---|---|---|---|---|---|---|---|---|---|---|---|---|---|---|
| 1 | 60.4 | 58.4 | 58.0 | 12.7 | 17.2 | 15.0 | 18.1 | 12.0 | 9.5 | 11.4 | 11.3 | 88 | 78 | 89 | E 1 | SW 1 | SW 1 | 0 | 0 | 0 | — | ⊅¹ |
| 2 | 57.7 | 57.9 | 58.4 | 13.0 | 15.6 | 14.0 | 16.0 | 11.0 | 10.1 | 10.5 | 10.8 | 91 | 80 | 92 | C 0 | SW 1 | NE 1 | $10^2$ | $10^2$ | $10^2$ | — | ⊅¹ |
| 3 | 58.4 | 58.8 | 58.6 | 13.0 | 14.9 | 14.6 | 14.9 | 12.4 | 10.0 | 10.0 | 10.7 | 90 | 80 | 87 | E 1 | NW 1 | C 0 | $10^2$ | $10^2$ | $10^2$ | — | |
| 4 | 59.7 | 59.1 | 59.7 | 13.0 | 14.1 | 14.0 | **19.0** | 12.0 | 9.8 | 10.8 | 10.4 | 89 | 91 | 88 | NE 1 | C 0 | C 0 | $10^2$ | $10^2$ | $5^1$ | — | ≡¹ 10a30-MD; ⊅¹ |
| 5 | 60.2 | 57.7 | 58.0 | 12.1 | 17.6 | 14.0 | 17.7 | 11.0 | 9.8 | 11.4 | 11.1 | 94 | 76 | 94 | E 1 | SW 1 | SW 2 | $8^1$ | $8^1$ | $3^1$ | 0.0 | ⊅¹; ∞⁰ 6a-MD |
| 6 | 57.1 | 57.0 | 57.9 | 12.0 | 13.2 | 13.4 | 18.0 | 12.0 | 9.9 | 10.0 | 10.7 | 96 | 89 | 94 | C 0 | NE 1 | C 0 | $10^2$ | $10^2$ | $10^2$ | — | ≡ I |
| 7 | 59.6 | 59.6 | 60.7 | 13.0 | 16.6 | 14.1 | 16.9 | 12.3 | 9.6 | 10.3 | 11.6 | 87 | 83 | 97 | E 1 | NW 1 | SW 2 | $10^2$ | $10^1$ | $10^2$ | — | |
| 8 | 59.6 | 58.9 | 59.6 | 12.5 | 16.2 | 14.9 | 17.0 | 12.5 | 10.1 | **12.0** | 11.1 | 94 | 87 | 88 | E 1 | SW 2 | SW 1 | $10^2$ | $8^2$ | 0 | — | ≡ 6a-2p30 |
| 9 | 60.9 | 59.7 | 59.6 | 13.7 | 16.2 | 14.2 | 17.0 | 13.0 | 10.3 | 11.7 | 10.7 | 89 | 85 | 90 | C 0 | C 0 | SW 2 | $10^2$ | $5^1$ | 0 | — | ⊅¹ |
| 10 | 59.9 | 60.4 | 62.7 | 12.0 | 16.1 | 14.5 | 16.1 | 10.0 | 9.2 | 10.3 | **12.0** | 89 | 76 | 98 | E 1 | SW 1 | SW 1 | 0 | $5^1$ | $10^2$ | — | ⊅¹ |
| 11 | 58.5 | 60.2 | 60.6 | 14.5 | 17.0 | 14.0 | 17.0 | 13.5 | 11.6 | 9.9 | 10.4 | 95 | 69 | 84 | E 1 | S 2 | SW 2 | $10^2$ | 0 | 0 | — | |
| 12 | 60.2 | 59.3 | 58.6 | 11.8 | 16.0 | 12.8 | 16.0 | 11.0 | 9.3 | 10.7 | 10.0 | 91 | 79 | 91 | C 0 | SW 1 | C 0 | $10^2$ | $6^1$ | $10^2$ | — | ⊅¹ |
| 13 | 61.6 | 57.3 | 59.4 | 14.6 | 16.0 | 16.0 | 17.9 | 12.1 | 10.2 | 11.0 | 10.4 | 83 | 81 | 77 | N 1 | NW 1 | C 0 | $10^2$ | $9^2$ | $9^2$ | — | |
| 14 | 59.5 | 61.9 | 60.6 | 13.6 | 17.1 | 13.9 | 18.0 | 11.6 | 10.0 | 10.3 | 10.6 | 87 | 71 | 91 | C 0 | SW 1 | SW 2 | 0 | 0 | 0 | — | ⊅¹ |
| 15 | 59.7 | 59.6 | 59.4 | 11.6 | 16.4 | 12.5 | 16.4 | 10.6 | 9.4 | 9.4 | 9.4 | 94 | 68 | 88 | C 0 | S 1 | C 0 | $9^1$ | 0 | 0 | — | ⊅²; ∞¹ 6a-10a |
| 16 | 59.6 | 60.6 | 61.2 | 13.5 | 13.0 | 12.0 | 15.0 | 11.0 | 8.5 | 10.8 | 8.6 | 74 | 97 | 83 | E 1 | N 1 | NE 2 | $10^2$ | $10^2$ | $10^2$ | — | ●¹ 8a30-7p15, ≡ 4p |
| 17 | 64.2 | 63.3 | 63.7 | 11.6 | 15.0 | 12.0 | 15.0 | 11.1 | 8.4 | 8.0 | 7.4 | 84 | 63 | 71 | E 1 | C 0 | SW 2 | $5^1$ | $8^1$ | 0 | **40.5** | ⊅¹ |
| 18 | 65.9 | 65.9 | **66.1** | 10.0 | 14.6 | 12.0 | 14.6 | 10.0 | 7.7 | 8.4 | 8.2 | 84 | 68 | 79 | C 0 | SW 1 | SW 1 | $4^1$ | $2^1$ | 0 | — | ⊅¹ |
| 19 | 63.2 | 59.9 | 61.3 | 11.0 | 16.0 | 13.1 | 16.9 | **9.9** | **6.8** | 9.4 | 9.8 | 69 | 69 | 88 | E 1 | SW 2 | SW 1 | $6^1$ | $8^1$ | $9^1$ | -- | ⊅¹ |
| 20 | 58.6 | 60.8 | 63.2 | 13.0 | 15.0 | 13.2 | 15.0 | 11.6 | 9.7 | 9.4 | 9.6 | 88 | 74 | 86 | N 1 | C 0 | C 0 | $9^2$ | $10^2$ | 0 | — | ●⁰ ch 11a-2p, ● gt 6 |
| 21 | 59.1 | 63.5 | 62.3 | 10.2 | 15.0 | 12.5 | 15.6 | 10.0 | 7.8 | 9.9 | 9.8 | 74 | 78 | 91 | C 0 | C 0 | NE 1 | 0 | $10^2$ | 0 | 1.2 | ⊅¹ |
| 22 | 61.1 | 59.1 | 64.1 | 11.8 | 14.3 | 14.0 | 14.9 | 10.6 | 9.3 | 10.1 | 9.2 | 91 | 84 | 78 | C 0 | SW 1 | C 0 | $9^2$ | $10^2$ | $10^2$ | — | ⊅¹ |
| 23 | 59.7 | 59.6 | 61.0 | 13.0 | 15.0 | 13.4 | 15.9 | 12.5 | 10.2 | 11.0 | 7.8 | 93 | 87 | 69 | E 1 | NE 1 | SW 1 | $10^2$ | $10^2$ | $7^1$ | 1.3 | ●¹ ch MN-7a, ≡ a int |
| 24 | 63.4 | 63.1 | 62.7 | 10.0 | 16.4 | 13.0 | 16.4 | 10.0 | 9.0 | 7.8 | 9.3 | **99** | **5t** | 85 | NE 1 | SW 1 | SW 1 | $3^1$ | 0 | 0 | 0.0 | |
| 25 | 61.4 | 59.5 | 58.6 | 11.5 | 16.4 | 14.0 | 17.0 | 10.4 | 7.7 | 11.1 | 9.4 | 76 | 80 | 79 | C 0 | SW 1 | C 0 | 0 | 0 | 0 | — | ⊅¹ |
| 26 | 57.3 | 60.2 | 59.8 | 12.6 | 15.5 | 14.4 | 15.5 | 11.0 | 10.0 | 10.5 | 9.7 | 93 | 80 | 80 | C 0 | N 2 | C 0 | 0 | $10^2$ | $10^1$ | -- | ≡ 7a40-9a45, ⊅¹; ∞ |
| 27 | 60.5 | 59.9 | 59.1 | 13.0 | 14.0 | 13.1 | 14.0 | 12.8 | 9.2 | 9.2 | 9.3 | 83 | 78 | 83 | C 0 | C 0 | SW 1 | $10^2$ | $10^2$ | $10^2$ | — | ∞¹ I |
| 28 | 59.1 | **56.9** | 57.2 | 11.6 | 13.4 | 10.4 | 14.0 | 10.4 | 8.4 | 8.8 | 8.9 | 84 | 77 | 95 | C 0 | C 0 | NE 1 | $10^2$ | 0 | $10^2$ | — | ∞¹ MD |
| 29 | 59.1 | 59.9 | 57.4 | 10.9 | 12.0 | 11.8 | 14.0 | 10.5 | 8.6 | 8.3 | 9.2 | 89 | 80 | 90 | SW 1 | NW 1 | SW 1 | $10^2$ | $10^2$ | $10^2$ | — | ∞¹ I |
| 30 | 59.1 | 59.9 | 60.8 | 11.8 | 15.5 | 14.7 | 15.5 | 10.5 | 8.1 | 10.1 | 8.8 | 78 | 77 | 71 | NE 1 | SW 1 | C 0 | $8^2$ | $4^2$ | $5^2$ | — | |
| 31 | 61.9 | 62.3 | 63.6 | 12.0 | 16.0 | 13.5 | 16.0 | 10.5 | 9.7 | 10.4 | 10.5 | 94 | 77 | 91 | E 1 | SW 2 | SW 1 | 0 | 0 | 0 | -- | ⊅¹ |
| Pro. Mit. | 60.2 | 60.0 | 60.4 | 12.3 | 15.4 | 13.5 | 16.2 | 11.3 | 9.3 | 10.1 | 9.9 | 87 | 78 | 86 | 0.6 | 0.9 | 0.9 | 6.8 | 6.2 | 5.1 | 43.0 | |

**OVALLE** (H = 217 m) **MAYO 1912** φ = 30° 36′ S λ = 71° 12′ W $C_g$ =

| | | | | | | | | | | | | | | | | | | | | | | |
|---|---|---|---|---|---|---|---|---|---|---|---|---|---|---|---|---|---|---|---|---|---|---|
| 1 | 43.6 | 43.6 | 41.0 | 15.8 | 26.6 | 20.2 | **28.5** | 7.9 | 9.3 | 16.2 | 14.9 | 69 | 63 | 84 | S 2 | W 4 | W 2 | 0 | 0 | 0 | — | |
| 2 | 40.2 | 40.9 | 40.8 | 15.4 | 22.3 | 19.3 | 22.5 | 8.3 | 10.7 | 14.6 | 13.6 | 82 | 73 | 81 | SE 2 | W 4 | W 2 | 0 | 0 | 0 | — | |
| 3 | 41.1 | 42.6 | 43.7 | 10.3 | 22.4 | 18.6 | 22.5 | 8.4 | 7.5 | 14.1 | 12.8 | 80 | 70 | 80 | C 0 | NW 4 | C 0 | 10 | 10 | 10 | — | |
| 4 | 41.6 | 42.3 | 42.8 | 11.4 | 21.4 | 16.3 | 22.3 | 10.2 | 7.4 | 14.1 | 10.9 | 73 | 74 | 79 | N 2 | W 5 | C 0 | 10 | 0 | 0 | — | |
| 5 | 43.7 | 40.4 | 41.5 | 11.4 | 24.8 | 15.6 | 25.5 | 9.5 | 7.4 | **18.8** | 11.4 | 73 | 81 | 86 | N 1 | W 4 | C 0 | 10 | 0 | 0 | — | |
| 6 | 40.7 | **39.1** | 39.8 | 13.8 | 23.6 | 18.6 | 24.2 | 7.3 | 8.8 | 10.9 | 12.8 | 74 | 50 | 80 | E 2 | NW 4 | NW 1 | 0 | 0 | 0 | — | |
| 7 | 42.3 | 41.5 | 42.7 | 9.4 | 22.6 | 18.5 | 23.5 | 7.5 | 6.0 | 15.3 | 11.5 | 68 | 75 | 73 | C 0 | NW 5 | C 0 | 0 | 0 | 0 | — | ⊅ |
| 8 | 42.7 | 42.0 | 42.6 | 11.3 | 20.3 | 18.4 | 21.5 | 8.5 | 8.1 | 15.1 | 13.9 | 81 | 85 | 88 | S 2 | NW 5 | C 0 | 0 | 0 | 0 | — | ⊅ ⊅ |
| 9 | 44.0 | 40.9 | 42.7 | 9.8 | 21.6 | 16.4 | 22.2 | 7.3 | 6.3 | 15.7 | 8.9 | 70 | 82 | 64 | C 0 | NW 5 | C 0 | 0 | 0 | 0 | — | ⊅ ⊅ |
| 10 | 42.7 | 42.2 | 42.7 | 10.3 | 20.1 | 18.6 | 20.5 | 10.5 | 8.2 | 16.3 | 14.1 | 87 | 93 | 88 | SE 3 | NW 5 | C 0 | 0 | 0 | 0 | — | |
| 11 | 46.7 | 42.7 | 43.7 | 13.8 | 22.8 | 18.6 | 24.3 | 9.6 | 9.1 | 16.5 | 14.1 | 77 | 80 | 88 | C 0 | NW 4 | C 0 | 10 | 0 | 0 | — | |
| 12 | 42.7 | 41.9 | 40.6 | 12.6 | 20.4 | 17.3 | 23.5 | 7.2 | 9.2 | 16.0 | 13.3 | 85 | 90 | 90 | C 0 | NW 4 | C 0 | 0 | 0 | 0 | — | |
| 13 | 41.3 | 43.7 | 41.6 | 11.6 | 17.3 | 16.6 | 21.5 | 7.4 | 7.7 | 11.8 | 10.9 | 76 | 80 | 77 | C 0 | SW 4 | C 0 | 10 | 10 | 10 | — | |
| 14 | 47.5 | 43.7 | 44.1 | 12.1 | 23.2 | 16.3 | 23.9 | 6.4 | 9.6 | 18.1 | 12.2 | 91 | 85 | 88 | C 0 | NW 4 | C 0 | 10 | 0 | 0 | — | ⊅ ⊅ |
| 15 | 42.7 | 41.7 | 39.8 | 10.2 | 20.6 | 16.3 | 21.8 | 8.4 | 8.3 | 14.4 | 11.6 | 89 | 80 | 84 | E 3 | NW 4 | C 0 | 0 | 0 | 0 | — | ⊅ ⊅ |
| 16 | 42.6 | 42.1 | 42.1 | 11.4 | 18.9 | 12.2 | 18.9 | 6.3 | 8.7 | 12.8 | 8.8 | 86 | 83 | 82 | C 0 | C 0 | C 0 | 10 | 10 | 10 | — | ● |
| 17 | 47.5 | 43.7 | 44.3 | 9.6 | 14.6 | 12.4 | 16.6 | 5.5 | 7.4 | 10.6 | 9.3 | 83 | 86 | 87 | C 0 | NW 1 | C 0 | 0 | 10 | 0 | **52.0** | |
| 18 | **48.4** | 47.9 | 44.4 | 9.4 | 14.3 | 10.2 | 17.5 | 6.4 | 7.6 | 11.3 | 8.6 | 87 | **93** | **93** | C 0 | NW 4 | C 0 | 0 | 0 | 10 | — | ⊅ ⊅ |
| 19 | 43.9 | 44.3 | 44.2 | 10.4 | 17.2 | 12.3 | 18.2 | 5.5 | 8.0 | 12.4 | 8.5 | 85 | 85 | 80 | C 0 | W 3 | C 0 | 10 | 0 | 0 | — | ⊅ ⊅ |
| 20 | 45.0 | 45.0 | 44.0 | 9.8 | 12.4 | 11.3 | 14.3 | 6.2 | 6.3 | 8.7 | 7.9 | 70 | 80 | 79 | S 2 | C 0 | S 3 | 10 | 10 | 10 | — | ● |
| 21 | 45.2 | 45.3 | 45.0 | 9.4 | 14.1 | 11.2 | 16.5 | 7.1 | 6.9 | 9.2 | 7.9 | 78 | 77 | 80 | S 3 | NW 1 | C 0 | 0 | 0 | 0 | 1.5 | |
| 22 | 43.6 | 42.5 | 43.1 | 10.1 | 12.2 | 11.6 | 12.6 | 7.3 | 7.4 | 8.8 | 7.5 | 80 | 82 | 73 | S 1 | C 0 | C 0 | 10 | 10 | 10 | — | ● |
| 23 | 42.5 | 41.7 | 44.7 | 11.4 | 10.6 | 9.6 | 14.5 | **4.5** | 8.0 | 7.1 | 6.4 | 80 | 75 | 72 | W 2 | NW 4 | C 0 | 10 | 10 | 10 | 6.0 | ● |
| 24 | 47.2 | 44.8 | 45.6 | 6.9 | 13.6 | 10.4 | 16.5 | 6.7 | **5.8** | 9.0 | 7.5 | 78 | 77 | 79 | C 0 | NW 5 | C 0 | 0 | 0 | 0 | 1.0 | |
| 25 | 45.6 | 42.2 | 42.3 | 8.7 | 22.4 | 13.3 | 22.9 | 6.8 | 6.0 | 14.1 | 8.2 | 72 | 70 | 72 | S 5 | C 0 | C 0 | 0 | 0 | 0 | — | ⊅ |
| 26 | 42.0 | 42.3 | 42.4 | 13.2 | 21.6 | 14.3 | 22.8 | 6.7 | 9.4 | 14.2 | 10.7 | 83 | 74 | 88 | S 5 | S 5 | C 0 | 0 | 0 | 0 | — | |
| 27 | 42.8 | 42.4 | 42.2 | 11.2 | 12.6 | 11.2 | 18.6 | 6.4 | 8.1 | 8.3 | 8.1 | 82 | 76 | 82 | C 0 | NW 3 | C 0 | 10 | 10 | 10 | -- | ⊅ |
| 28 | 41.8 | 40.0 | 40.1 | 12.4 | 15.8 | 10.6 | 18.3 | 7.2 | 8.3 | 10.3 | 8.1 | 77 | 77 | 85 | S 3 | E 5 | C 0 | 0 | 0 | 0 | — | |
| 29 | 41.4 | 41.5 | 41.3 | 8.1 | 13.8 | 11.6 | 17.6 | 7.2 | 6.7 | 8.9 | 7.8 | 83 | 75 | 77 | NW 4 | NW 5 | S 2 | 10 | 0 | 0 | — | ⊅ |
| 30 | 41.7 | 41.3 | 43.0 | 11.9 | 15.4 | 11.3 | 17.5 | 7.8 | 8.5 | 9.7 | 8.1 | 81 | 75 | 81 | S 3 | E 4 | C 0 | 10 | 10 | 0 | — | |
| 31 | 45.0 | 43.7 | 44.4 | 12.1 | 16.3 | 11.4 | 16.3 | 7.2 | 8.4 | 9.1 | 8.0 | 79 | 65 | 80 | S 3 | NW 3 | C 0 | 0 | 0 | 0 | — | |
| Pro. Mit. | 43.5 | 42.6 | 42.7 | 11.1 | 18.6 | 14.5 | 20.2 | 7.4 | 7.9 | 12.7 | 10.3 | 79 | 78 | 81 | 1.5 | 3.5 | 0.3 | 4.5 | 2.9 | 2.6 | 60.5 | |

Barómetro reducido a 0°C y a gravedad normal.

Barometer reduciert auf 0°C und Norma

## IMBO (H = 25 m) — MAYO 1912 — φ = 29° 56′ S — λ = 71° 21′ W — $h_a$ = 2 m

| p. a la mp. mp. reien. r Min. | Velocidad del viento m/minuto 7a | 2p | 9p | km 9p-7a | 7a-2p | 2p-9p | 7a-7a | k/1h | Nubes (clase y dirección) 7a | 2p | 9p | Agua caída mm 7a | 2p | 9p | Evaporación mm 7a | 2p | 9p | 7a-7a |
|---|---|---|---|---|---|---|---|---|---|---|---|---|---|---|---|---|---|---|
| | 33 | 76 | 59 | 20.0 | 22.0 | 25.0 | 90.0 | 3.8 | | | | — | — | — | | | | |
| | 0 | 56 | 35 | 0.0 | 56.0 | 35.0 | 47.0 | 2.0 | ni | ni | ni | — | — | — | | | | |
| | 50 | 67 | 0 | 18.0 | 28.0 | 0.0 | 109.0 | 4.5 | ni | ni | cu-ni | — | — | — | | | | |
| | 57 | 0 | 0 | 34.0 | 0.0 | 0.0 | 62.0 | 2.6 | ni | ni | cu-ni | — | 0.0 | — | | | | |
| | 75 | 67 | 167 | 45.0 | 28.0 | 70.0 | 45.0 | 1.9 | ci | ci-cu | str | — | — | — | | | | |
| | 0 | 105 | 0 | 0.0 | 44.0 | 0.0 | 98.0 | 4.1 | ni | ni | ni | — | — | — | | | | |
| | 110 | 67 | 178 | 66.0 | 28.0 | 75.0 | 110.0 | 4.6 | ni | fr-cu | ni | — | — | — | | | | |
| | 50 | 212 | 100 | 30.0 | 89.0 | 42.0 | 133.0 | 5.5 | ni | cu-ni | | — | — | — | | | | |
| | 0 | 0 | 152 | 0.0 | 0.0 | 152.0 | 131.0 | 5.5 | ni | fr-cu | | — | — | — | | | | |
| | 43 | 40 | 117 | 26.0 | 17.0 | 49.0 | 178.0 | 7.4 | | cu, ci | ni | — | — | — | | | | |
| | 47 | 217 | 224 | 28.0 | 91.0 | 94.0 | 94.0 | 3.9 | ni | | | — | — | — | | | | |
| | 0 | 74 | 0 | 0.0 | 31.0 | 0.0 | 185.0 | 7.7 | ni | str | ni | — | — | — | | | | |
| | 150 | 83 | 0 | 90.0 | 35.0 | 0.0 | 121.0 | 5.0 | ni | ni | ni | — | — | — | | | | |
| | 0 | 105 | 233 | 0.0 | 44.0 | 98.0 | 35.0 | 1.5 | | | | — | — | — | | | | |
| | 0 | 117 | 0 | 0.0 | 49.0 | 0.0 | 142.0 | 5.9 | cu NE | | | — | — | — | | | | |
| | 117 | 140 | 183 | 70.0 | 59.0 | 77.0 | 119.0 | 5.0 | ni | ni | ni | — | 32.0 | 8.5 | | | | |
| | 126 | 0 | 183 | 76.0 | 0.0 | 77.0 | **212.0** | 8.8 | cu, ci E | fr-cu | | — | — | — | | | | |
| | 0 | 55 | 150 | 0.0 | 23.0 | 63.0 | 77.0 | 3.2 | ni S | cu | | — | — | — | | | | |
| | 55 | 198 | 119 | 33.0 | 84.0 | 50.0 | 119.0 | 5.0 | cu-ni | cu-ni | ci-str | — | — | — | | | | |
| | 86 | 0 | 0 | 52.0 | 0.0 | 0.0 | 186.0 | 7.8 | ni NE | ni | | — | 0.7 | 0.5 | | | | |
| | 0 | 0 | 78 | 0.0 | 0.0 | 33.0 | **0.0** | **0.0** | | fr-cu E | | — | — | — | | | | |
| | 0 | 36 | 0 | 0.0 | 15.0 | 0.0 | 33.0 | 1.4 | ni | ni | ni | — | — | — | | | | |
| | 90 | 67 | 133 | 54.0 | 28.0 | 56.0 | 69.0 | 2.9 | ni E | ni N | cu S | 1.3 | 0.0 | — | | | | |
| | 60 | 91 | 150 | 24.0 | 40.0 | 63.0 | 108.0 | 4.5 | ci | | | — | — | — | | | | |
| | 0 | 50 | 0 | 0.0 | 50.0 | 0.0 | 103.0 | 4.3 | | | | — | — | — | | | | |
| | 0 | **245** | 0 | 0.0 | 103.0 | 0.0 | 50.0 | 2.1 | | cu-ni E | ni | — | — | — | | | | |
| | 0 | 0 | 36 | 0.0 | 0.0 | 15.0 | 103.0 | 4.3 | ni | ni | ni | — | — | — | | | | |
| | 0 | 0 | 83 | 0.0 | 0.0 | 35.0 | 15.0 | 0.6 | ni | | ni | — | — | — | | | | |
| | 62 | 67 | 38 | 37.0 | 28.0 | 16.0 | 72.0 | 3.0 | ni S | ni | ni | — | — | — | | | | |
| | 100 | 128 | 0 | 60.0 | 54.0 | 0.0 | 104.0 | 4.3 | fr-cu S | cu S | a-cu SE | — | — | — | | | | |
| | 107 | 117 | 95 | 64.0 | 42.0 | 40.0 | 118.0 | 4.9 | | | | — | — | — | | | | |
| | 46 | 80 | 81 | 26.7 | 35.1 | 37.6 | 99.0 | 4.1 | | | | 1.3 | 32.7 | 9.0 | | | | |

## LLE (H = 217 m) — MAYO 1912 — φ = 30° 36′ S — λ = 71° 12′ W — $h_a$ = ?

| | | | | | | | | | | | | | | | | | | |
|---|---|---|---|---|---|---|---|---|---|---|---|---|---|---|---|---|---|---|
| | 64 | 119 | 37 | 7.0 | 1.0 | 31.0 | 50.0 | 2.1 | | | | | | | | | | |
| | 48 | 118 | 29 | 7.0 | 32.0 | 22.0 | 39.0 | 1.6 | | | | | | | | | | |
| | 0 | 125 | 0 | 2.0 | 28.0 | 10.0 | 56.0 | 2.3 | str | str | str | | | | | | | |
| | 64 | 143 | 0 | 4.0 | 31.0 | 8.0 | 42.0 | 1.8 | ci | | | | | | | | | |
| | 36 | 121 | 0 | 8.0 | 13.0 | 18.0 | 47.0 | 2.0 | ci | | | | | | | | | |
| | 61 | 129 | 31 | 12.0 | 45.0 | 6.0 | 43.0 | 1.8 | | | | | | | | | | |
| | 0 | 162 | 41 | 3.0 | 37.0 | 8.0 | 54.0 | 2.3 | | | | | | | | | | |
| | 65 | 143 | 0 | 3.0 | 34.0 | 57.0 | 48.0 | 2.0 | | | | | | | | | | |
| | 0 | 168 | 0 | 2.0 | 8.0 | 4.0 | **93.0** | **3.9** | | | | | | | | | | |
| | 93 | 146 | 0 | 2.0 | 34.0 | 13.0 | **14.0** | **0.6** | | | | | | | | | | |
| | 0 | 129 | 0 | 12.0 | 11.0 | 14.0 | 59.0 | 2.5 | str | | | | | | | | | |
| | 0 | 142 | 0 | 26.0 | 7.0 | 14.0 | 51.0 | 2.1 | | | | | | | | | | |
| | 0 | 132 | 0 | 11.0 | 15.0 | 6.0 | 32.0 | 1.3 | str | str | str | | | | | | | |
| | 0 | 128 | 0 | 4.0 | 14.0 | 8.0 | 25.0 | 1.0 | str | | | | | | | | | |
| | 96 | 134 | 0 | 7.0 | 36.0 | 13.0 | 29.0 | 1.2 | | | | | | | | | | |
| | 0 | 0 | 0 | 26.0 | 8.0 | 8.0 | 75.0 | 3.1 | ni | ni | ni | | | | | | | |
| | 0 | 45 | 0 | 3.0 | 5.0 | 7.0 | 19.0 | 0.8 | ni | ni | | | | | | | | |
| | 0 | 128 | 0 | 7.0 | 25.0 | 10.0 | 19.0 | 0.8 | ci | | | | | | | | | |
| | 0 | 96 | 0 | 9.0 | 10.0 | 3.0 | 44.0 | 1.8 | str | | | | | | | | | |
| | 76 | 0 | 92 | 22.0 | 5.0 | 8.0 | 35.0 | 1.5 | ni | ni | ni | | | | | | | |
| | 28 | 30 | 0 | 1.0 | 22.0 | 3.0 | **14.0** | **0.6** | | | | | | | | | | |
| | 41 | 0 | 0 | 1.0 | 6.0 | 4.0 | 26.0 | 1.1 | str | str | str | | | | | | | |
| | 66 | 132 | 0 | 8.0 | 12.0 | 3.0 | 18.0 | 0.8 | | | | | | | | | | |
| | 0 | 168 | 0 | 7.0 | 33.0 | 5.0 | 22.0 | 0.9 | ni | ni | ni | | | | | | | |
| | 163 | 0 | 0 | 5.0 | 14.0 | 18.0 | 43.0 | 1.8 | | | | | | | | | | |
| | **175** | 162 | 0 | 22.0 | 21.0 | 17.0 | 54.0 | 2.2 | | | | | | | | | | |
| | 9 | 94 | 0 | 9.0 | 15.0 | 0.0 | 47.0 | 2.0 | str | str | str | | | | | | | |
| | 94 | 172 | 0 | 10.0 | 30.0 | 14.0 | 25.0 | 1.0 | | | | | | | | | | |
| | 134 | 174 | 58 | 14.0 | 11.0 | 16.0 | 58.0 | 2.4 | str | | | | | | | | | |
| | 85 | 125 | 0 | 6.0 | 30.0 | 2.0 | 33.0 | 1.4 | ci | ci | | | | | | | | |
| | 82 | 96 | 0 | 2.0 | 23.0 | 10.0 | 34.0 | 1.4 | | | | | | | | | | |
| | 47 | 112 | 9 | 8.5 | 20.2 | 11.6 | 40.3 | 1.7 | | | | | | | | | | |

Observaciones se efectuaron según hora oficial de Chile (75° de long.)

Alle Beobachtungen nach chilenischer Einheitszeit (75° Länge).

**LOS ANDES** (H = 820 m) **MAYO 1912** φ = 32° 50′ S λ = 70° 36′ W $C_g$ =

| Dia Tag | Barómetro Barometer 600/700 mm + | | | Temperatura del aire Lufttemperatur C° | | | | | Humedad absoluta Absolute Feuchtigkeit mm | | | Humedad relativa Relative Feuchtigkeit % | | | Dirección y fuerza del viento Richtung und Stärke des Windes 0—12 B | | | | | | Nebulosidad Bewölkung 0—10 | | | Agua caída Niederschlag mm | Notas Bemerkungen |
|---|---|---|---|---|---|---|---|---|---|---|---|---|---|---|---|---|---|---|---|---|---|---|---|---|
| | 7a | 2p | 9p | 7a | 2p | 9p | Max. | Min. | 7a | 2p | 9p | 7a | 2p | 9p | 7a | | 2p | | 9p | | 7a | 2p | 9p | 7a - 7a | |
| 1 | 93.9 | 92.7 | 92.5 | 10.0 | 26.2 | 13.0 | 26.2 | 5.2 | 6.7 | 4.3 | 6.0 | 73 | 18 | 54 | C | 0 | SW | 4 | C | 0 | 0 | 6 | 0 | — | ⌓⁰ an |
| 2 | 89.8 | 88.6 | 89.2 | 9.8 | 26.2 | 16.0 | **28.0** | 5.8 | 5.2 | 4.3 | 6.4 | 57 | 18 | 48 | C | 0 | C | 0 | C | 0 | 5 | 0 | 0 | — | |
| 3 | 89.0 | 88.3 | 89.7 | 12.4 | 20.8 | 14.4 | 21.0 | 11.0 | 5.9 | 8.7 | 9.1 | 55 | 48 | 75 | C | 0 | C | 0 | C | 0 | 10 | 10 | 10 | — | |
| 4 | 88.4 | 88.6 | 90.7 | 11.2 | 13.2 | 13.4 | 15.0 | 11.0 | 8.5 | 8.2 | 5.4 | 86 | 73 | 47 | C | 0 | W | 3 | E | 9 | 10 | 10 | 10 | — | ●⁰ ch 10p; ↙ E 5p- |
| 5 | 90.8 | 90.4 | 90.5 | 8.8 | 22.0 | 11.6 | 22.5 | 7.0 | 7.4 | 5.8 | 6.3 | 88 | 30 | 61 | C | 0 | SW | 1 | C | 0 | 10 | 2 | 0 | 0.0 | |
| 6 | 88.6 | 88.6 | 88.4 | 10.0 | 24.2 | 12.2 | 24.5 | 5.7 | 5.9 | 6.7 | 5.2 | 64 | 29 | 48 | C | 0 | SW | 4 | C | 0 | 10 | 10 | 0 | — | ⌓² an |
| 7 | 88.8 | 89.6 | 90.9 | 8.8 | 20.2 | 12.2 | 20.5 | 6.5 | 5.7 | 5.8 | **9.2** | 69 | 33 | 87 | E | 4 | N | 1 | C | 0 | 10 | 10 | 10 | — | ⌓⁰ an |
| 8 | 90.5 | 89.6 | 90.6 | 9.8 | 18.6 | 12.0 | 20.0 | 8.0 | 8.4 | 8.2 | 9.0 | 93 | 52 | 87 | C | 0 | NW | 1 | NE | 2 | 6 | 9 | 10 | — | ⌓² an |
| 9 | 90.7 | 90.6 | 90.7 | 10.8 | 16.6 | 10.4 | 17.0 | 9.0 | 8.8 | 8.5 | 8.1 | 91 | 60 | 86 | ENE | 1 | C | 0 | C | 0 | 10 | 6 | 10 | — | |
| 10 | 90.9 | 89.7 | 91.8 | 7.8 | 20.6 | 13.4 | 22.0 | 5.6 | 7.0 | 7.0 | 8.3 | 87 | 39 | 73 | C | 0 | W | 1 | C | 0 | 10 | 9 | 10 | — | ⌓² an |
| 11 | 93.7 | 92.5 | 92.3 | 10.0 | 18.2 | 10.0 | 19.0 | 8.6 | 8.7 | 7.6 | 7.8 | 95 | 50 | 85 | NE | 4 | C | 0 | E | 1 | 10 | 10 | 0 | — | |
| 12 | 90.9 | 90.0 | 89.6 | 7.6 | 20.8 | 13.2 | 21.0 | 4.5 | 6.1 | 5.5 | 5.3 | 79 | 31 | 46 | C | 0 | C | 0 | C | 0 | 0 | 0 | 0 | — | ⌓² an |
| 13 | 89.8 | 90.6 | 93.9 | 14.0 | 15.0 | 11.2 | 17.0 | 10.0 | 5.5 | 7.4 | 8.1 | 46 | 58 | 81 | C | 0 | SW | 6 | W | 1 | 10 | 9 | 10 | — | ● gt 5p40, 10p, 11p |
| 14 | 94.8 | 92.8 | 92.0 | 9.0 | 16.4 | 11.0 | 16.5 | 6.8 | 7.9 | 6.7 | 7.2 | 93 | 48 | 74 | E | 3 | SW | 2 | C | 0 | 10 | 5 | 0 | 5.0 | ● MN-2a30 |
| 15 | 89.9 | 88.3 | **87.9** | 8.2 | 13.8 | 10.4 | 14.0 | 7.0 | 7.3 | 8.3 | 6.8 | 90 | 71 | 74 | C | 0 | SW | 2 | C | 0 | 10 | 10 | 10 | — | ⌓² |
| 16 | 89.1 | 90.3 | 91.7 | 6.8 | 5.8 | 6.6 | 7.5 | 4.2 | 6.4 | 6.2 | 4.7 | 86 | 89 | 65 | C | 0 | SE | 4 | C | 0 | 10 | 10 | 1 | 30.0 | ●² 2a55-2p5 |
| 17 | 92.7 | 93.2 | 94.3 | 4.2 | 5.2 | 2.4 | 9.4 | 4.0 | 5.8 | 5.9 | 5.0 | 93 | 88 | 92 | C | 0 | C | 0 | C | 0 | 10 | 10 | 0 | 53.0 | ●¹ a interv 1a-8p, △ |
| 18 | 95.4 | 94.5 | 95.3 | 2.0 | 11.6 | 4.8 | 12.5 | **-1.8** | 5.1 | **2.9** | 4.7 | 96 | 28 | 76 | C | 0 | C | 0 | SW | 4 | 0 | 0 | 0 | 10.2 | ⌐² an |
| 19 | 93.5 | 92.3 | 92.3 | 3.2 | 9.6 | 10.8 | 11.5 | 2.0 | 3.9 | 4.7 | 5.1 | 69 | 52 | 53 | E | 4 | C | 0 | E | 6 | 10 | 10 | 10 | — | ●⁰ 9p-MN |
| 20 | 92.3 | 92.7 | 94.3 | 7.0 | 9.8 | 6.6 | 10.2 | 4.3 | 7.0 | 7.2 | 6.5 | 94 | 80 | 89 | E | 2 | SE | 1 | C | 0 | 10 | 10 | 0 | 16.0 | ●¹ a interv MN-6p |
| 21 | 94.4 | 93.3 | 93.3 | 4.2 | 15.8 | 8.0 | 16.5 | 0.6 | 5.8 | 4.8 | 6.5 | 93 | 37 | 82 | C | 0 | C | 0 | C | 0 | 0 | 8 | 10 | 6.5 | ⌐⁰ an |
| 22 | 92.3 | 89.3 | 88.5 | 10.0 | 7.0 | 7.0 | 10.5 | 4.5 | 4.9 | 6.5 | 7.0 | 53 | 86 | 94 | C | 0 | SSE | 5 | SE | 4 | 10 | 10 | 10 | — | ●² a interv 7a43-MN |
| 23 | 88.5 | 89.3 | 92.4 | 7.2 | 6.8 | 4.8 | 12.0 | 4.5 | 7.1 | 8.6 | 5.8 | 94 | 89 | 90 | C | 0 | C | 0 | C | 0 | 10 | 10 | 9 | **89.0** | ●² MN-4a30, 10a15- |
| 24 | 95.5 | 95.3 | **97.2** | 3.0 | 10.4 | 3.0 | 11.8 | -0.5 | 5.3 | 5.1 | 4.1 | 93 | 54 | 72 | C | 0 | C | 0 | E | 4 | 5 | 0 | 0 | 32.5 | ⌐⁰ an |
| 25 | 96.6 | 94.4 | 94.3 | 3.0 | 13.4 | 8.0 | 18.0 | **-1.8** | 4.4 | 6.1 | 6.5 | 77 | 53 | 82 | C | 0 | C | 0 | C | 0 | 0 | 0 | 0 | — | ⌐² an |
| 26 | 93.2 | 91.3 | 90.9 | 6.6 | 25.0 | 12.4 | 26.0 | 3.0 | 5.1 | 5.6 | 5.9 | 70 | 24 | 55 | C | 0 | SW | 3 | C | 0 | 0 | 9 | 0 | — | ⌐⁰ an |
| 27 | 90.7 | 90.2 | 90.4 | 7.2 | 23.4 | 9.0 | 25.5 | 5.2 | 5.4 | 6.1 | 6.7 | 71 | 29 | 75 | C | 0 | C | 0 | C | 0 | 7 | 9 | 0 | — | ⌓ an |
| 28 | 90.3 | 89.1 | 88.9 | 7.4 | 26.6 | 11.4 | 27.0 | 4.5 | 5.1 | 6.7 | 6.2 | 67 | 26 | 61 | C | 0 | C | 0 | C | 0 | 8 | 0 | 0 | — | ⌓² an |
| 29 | 89.0 | 89.1 | 88.1 | 8.0 | 23.4 | 12.2 | 25.2 | 5.7 | 4.9 | 6.1 | 5.8 | 62 | 29 | 55 | C | 0 | NE | 4 | C | 0 | 0 | 0 | 9 | — | ⌓ an |
| 30 | 90.2 | 89.1 | 90.1 | 6.8 | 16.0 | 8.6 | 17.6 | 5.3 | 5.7 | 7.4 | 7.8 | 91 | 55 | 93 | C | 0 | C | 0 | C | 0 | 3 | 8 | 2 | — | ●² gt 1p43; ⌓ an |
| 31 | 92.2 | 92.3 | 93.9 | 6.6 | 13.6 | 9.4 | 14.0 | 4.6 | 7.1 | 6.9 | 7.6 | **98** | 57 | 88 | C | 0 | C | 0 | C | 0 | 5 | 10 | 10 | 0.0 | ⌓² an |
| Pro. Mit. | 91.5 | 90.9 | 91.5 | 7.8 | 16.7 | 10.0 | 18.0 | 5.2 | 6.3 | 6.4 | 6.6 | 80 | 49 | 73 | 0.5 | | 1.4 | | 1.0 | | 6.7 | 6.8 | 4.5 | 242.2 | |

**VALPARAISO** (H = 40 m) **MAYO 1912** φ = 33° 01′ S λ = 71° 38′ W $C_g$ =

| | | | | | | | | | | | | | | | | | | | | | | | | | |
|---|---|---|---|---|---|---|---|---|---|---|---|---|---|---|---|---|---|---|---|---|---|---|---|---|---|
| 1 | 61.2 | 59.5 | 59.1 | 12.2 | 20.4 | 17.2 | 22.2 | 11.3 | 7.4 | 9.5 | 9.8 | 70 | 54 | 67 | E | 1 | WSW | 3 | SW | 2 | 1⁰ | 4⁰ | 0 | — | ⌀⌀ SE-NW 1, ∞⁰ NW-SW |
| 2 | 56.6 | **54.9** | 56.7 | 13.0 | 21.8 | 15.3 | **23.5** | 12.3 | 9.5 | 8.8 | 9.4 | 86 | 45 | 72 | NE | 1 | WSW | 3 | SW | 1 | 6⁰ | 4⁰ | 4⁰ | — | ⌀⌀ SE y N 1, ∞⁰ NE-SW |
| 3 | 56.7 | 56.4 | 58.1 | 12.6 | 16.6 | 14.0 | 17.5 | 12.0 | 10.2 | 9.5 | 10.3 | 95 | 68 | 87 | SW | 1 | W | 2 | C | 0 | 9⁰ | 8⁰ | 10 | — | ⌀⌀¹ S y ∞¹ hor 1,2, ∪ |
| 4 | 56.2 | 56.8 | 59.2 | 13.6 | 14.0 | 13.6 | 15.0 | 13.3 | 10.5 | 10.8 | **11.1** | 92 | 92 | 96 | NE | 1 | NNE | 2 | SE | 1 | 10¹ | 10¹ | 10 | — | ⌀⌀¹ S y ∞ SE-N 1; cu cord |
| 5 | 58.1 | 57.6 | 57.7 | 13.2 | 18.2 | 13.9 | 20.2 | 12.8 | 10.6 | 11.0 | 10.6 | 95 | 71 | 91 | C | 0 | W | 2 | NE | 1 | 6⁰ | 1⁰ | 0 | 12.7 | ●⁰ gt 11a50, ●⁰ 1p4 |
| 6 | 55.1 | 56.3 | 55.8 | 11.5 | 13.8 | 12.2 | 16.0 | 10.8 | 9.7 | 10.7 | 10.0 | **97** | 92 | 95 | NW | 1 | NE | 1 | SW | 1 | 10¹ | 10¹ | 5 | — | ≡¹ 5a55-5p, ≡³ 5p-8p35, ≡ |
| 7 | 57.0 | 57.9 | 59.4 | 12.0 | 16.2 | 14.0 | 17.2 | 11.7 | 9.7 | 10.8 | **11.1** | 94 | 79 | 94 | E | 1 | N | 1 | C | 0 | 10⁰ | 10¹ | 10 | — | ‖‖ ¹ 8a-9a, ‖‖ ⁰ 2p25-2p55, ‖ |
| 8 | 58.7 | 58.7 | 59.1 | 13.5 | 16.0 | 14.2 | 17.2 | 13.0 | 11.0 | 10.3 | 8.9 | 96 | 76 | 74 | E | 1 | WSW | 3 | N | 1 | 10¹ | 10¹ | 10 | 8.6 | ‖‖ ⁰ MN-3a-10; ⌀⌀¹ S y ∞ |
| 9 | 59.8 | 59.1 | 58.4 | 12.6 | 15.9 | 14.2 | 17.8 | 12.4 | 8.1 | 8.6 | 8.7 | 85 | 64 | 73 | C | 0 | SW | 1 | C | 0 | 9¹ | 9⁰ | 5 | — | ⌀⌀¹ S y ∞¹ SE-N 1, ∞¹ SE |
| 10 | 58.6 | 58.1 | 60.0 | 11.6 | 15.0 | 12.4 | 17.7 | 11.2 | 8.9 | 7.9 | 8.2 | 88 | 62 | 77 | S | 1 | WSW | 2 | S | 1 | 9⁰ | 9⁰ | 2 | — | ⌀⌀¹ S-NE-1, ⌀⌀⁰ SE-N 2 |
| 11 | 63.4 | 61.0 | 60.0 | 12.2 | 17.0 | 13.3 | 18.0 | 10.6 | 8.7 | 7.4 | 8.6 | 83 | 52 | 76 | N | 1 | WSW | 3 | W | 1 | 9⁰ | 2⁰ | 0 | — | ⌀⌀¹ S y ∞¹ NE 1, ⌀⌀¹ NE |
| 12 | 58.3 | 57.7 | 56.8 | 9.4 | 17.8 | 12.4 | 18.5 | 8.5 | 8.4 | 8.4 | 8.7 | 96 | 56 | 82 | N | 1 | W | 1 | E | 1 | 0 | 0 | 0 | — | ⌀⌀¹ hor 1, 2 |
| 13 | 57.8 | 59.3 | 62.3 | 12.2 | 15.0 | 12.8 | 17.0 | 10.2 | 9.4 | 9.7 | 10.5 | 90 | 76 | 96 | NE | 1 | NE | 1 | NNE | 1 | 10¹ | 4⁰ | 8 | — | ● ch 5p3-6p30, 7p39- |
| 14 | 63.9 | 61.7 | 60.1 | 13.0 | 17.2 | 13.4 | 18.5 | 12.2 | 9.8 | 9.1 | 7.5 | 89 | 63 | 65 | E | 1 | W | 1 | E | 1 | 9⁰ | 6⁰ | 0 | 1.0 | ‖‖ ⁰ 2a15-2a35; ⌀⌀¹ SW y ∞ |
| 15 | 57.6 | 56.4 | 55.0 | 11.0 | 13.6 | 13.5 | 15.0 | 9.7 | 8.1 | 9.1 | 8.8 | 82 | 79 | 76 | SE | 2 | N | 1 | NE | 3 | 8⁰ | 9¹ | 10 | — | ●⁰ gt 2p25-4p30, ● ch |
| 16 | 57.4 | 58.3 | 60.0 | 11.2 | 11.0 | 10.1 | 14.1 | 10.0 | 9.0 | 9.0 | 8.1 | 92 | 92 | 88 | ENE | 1 | SSE | 1 | SE | 1 | 10¹ | 10⁰ | 8 | 45.2 | ●¹ MN-11a35, ●⁰ 11a35 |
| 17 | 61.2 | 63.0 | 63.8 | 9.4 | 11.2 | 8.8 | 12.7 | 8.4 | 7.9 | 7.2 | 5.8 | 89 | 73 | 68 | E | 1 | E | 1 | SSW | 2 | 8¹ | 7⁰ | 0 | 39.0 | ●¹ MN-5a50 ≡⁰ a interv |
| 18 | 64.8 | 64.3 | 65.6 | 7.0 | 13.8 | 9.2 | 14.5 | **6.0** | 6.4 | 7.1 | 6.6 | 85 | 60 | 76 | E | 1 | W | 2 | SE | 1 | 1⁰ | 0 | 0 | 4.8 | ⌀⌀⁰ S y ∞ E 2, ⌀⌀⁰ SE 2 |
| 19 | 62.9 | 60.6 | 59.1 | 8.8 | 12.2 | 11.2 | 13.5 | 8.0 | 6.6 | 7.6 | 8.0 | 78 | 72 | 80 | SSE | 2 | C | 0 | E | 2 | 10⁰ | 10¹ | 10 | — | ●⁰ 10p40-11p50; ⌀⌀¹ SE-NW |
| 20 | 60.0 | 62.0 | 63.7 | 11.0 | 11.4 | 11.4 | 12.2 | 10.7 | 9.0 | 9.7 | 9.6 | 92 | **97** | 96 | N | 1 | NE | 1 | SE | 1 | 10¹ | 10¹ | 6 | 4.5 | ●⁰ 2a5-4a55, ●¹ 5a40-7a, ● |
| 21 | 63.4 | 62.7 | 61.9 | 8.6 | 15.6 | 11.5 | 16.2 | 7.6 | 8.0 | 9.1 | 8.5 | 96 | 68 | 85 | E | 1 | WSW | 2 | S | 1 | 1⁰ | 6⁰ | 10 | 10.4 | ∞¹ hor 1; cu de cord 2 |
| 22 | 59.7 | 56.0 | 56.8 | 11.5 | 11.0 | 11.8 | 13.7 | 9.7 | 8.7 | 8.2 | 10.1 | 87 | 83 | 98 | E | 1 | NNE | 3 | NNE | 4 | 10¹ | 10¹ | 10 | 0.0 | ● gt 6a, 7a5-8a20, ● |
| 23 | 57.8 | 58.2 | 61.6 | 9.8 | 14.8 | 10.0 | 15.6 | 9.7 | 7.7 | 5.3 | 6.8 | 86 | 43 | 74 | NE | 1 | SW | 4 | S | 1 | 5⁰ | 2⁰ | 5⁰ | **89.4** | ● MN-3a35; ⌀⌀¹ SE-N 1 |
| 24 | 65.4 | 65.4 | **66.1** | 8.6 | 14.0 | 10.7 | 15.8 | 7.6 | 5.8 | 6.7 | 4.9 | 69 | 57 | 51 | E | 1 | SW | 4 | S | 1 | 1⁰ | 0 | 0 | — | ⌀⌀⁰ S 1, ∞⁰ NE 2; cu de |
| 25 | 64.7 | 60.7 | 60.2 | 8.4 | 17.6 | 12.6 | 18.7 | 6.5 | **4.0** | 6.3 | 5.5 | 50 | 42 | 50 | SSE | 2 | W | 2 | W | 1 | 0 | 0 | 0 | — | ⌀⌀¹ SE-NW 1, ∞ᶜ NE-W |
| 26 | 57.7 | 55.9 | 58.2 | 10.0 | 21.0 | 13.2 | 21.8 | 9.2 | 5.8 | 6.9 | 9.3 | 63 | **87** | 83 | E | 1 | SW | 3 | SE | 1 | 2⁰ | 6⁰ | 2⁰ | — | ⌀⌀¹ SE-NW 1, ∞⁰ NE-W |
| 27 | 58.2 | 58.2 | 58.4 | 11.8 | 14.4 | 10.8 | 15.2 | 10.5 | 8.8 | 9.0 | 8.4 | 86 | 74 | 89 | E | 2 | NE | 1 | SSE | 2 | 10¹ | 10¹ | 6⁰ | — | ⌀⌀⁰ S y ∞⁰ NNW 1, ⌀⌀⁰ S |
| 28 | 57.7 | 56.1 | 55.7 | 9.6 | 10.7 | 9.5 | 11.5 | 9.5 | 8.6 | 8.5 | 8.5 | 96 | 90 | 96 | C | 0 | E | 1 | SE | 1 | 10¹ | 10¹ | 10 | — | ≡¹ 6a-8a, ≡ 8p-MN |
| 29 | 56.5 | 56.9 | 57.0 | 9.8 | 11.6 | 12.0 | 12.5 | 7.7 | 8.6 | 8.8 | 9.2 | 95 | 87 | 89 | E | 1 | NE | 1 | NNE | 2 | 10¹ | 10¹ | 10 | 0.2 | ‖‖ ⁰ 9p7-9p30, 10p17-11p; ≡ |
| 30 | 57.4 | 57.6 | 58.2 | 12.5 | 15.6 | 13.2 | 17.7 | 11.3 | 7.9 | 8.8 | 9.0 | 73 | 66 | 80 | SE | 1 | NE | 1 | ESE | 1 | 1⁰ | 9⁰ | 0 | — | ‖‖ ¹ 4p20-4p45, ⌀⌀¹ hor 1, ⌀ |
| 31 | 60.1 | 61.0 | 62.7 | 12.6 | 14.6 | 13.4 | 16.0 | 12.0 | 10.1 | 9.7 | 10.1 | 93 | 78 | 89 | E | 1 | ENE | 1 | E | 1 | 9¹ | 9⁰ | 9 | 4.7 | ●¹ 4a20-6a58, ●⁰ interv 3a |
| Pro. Mit. | 59.5 | 59.0 | 59.6 | 11.1 | 15.1 | 12.4 | 16.5 | 10.2 | 8.5 | 8.7 | 8.7 | 86 | 69 | 81 | 1.0 | | 1.8 | | 1.2 | | 6.9 | 6.6 | 5.2 | 220.5 | |

Barómetro reducido a 0°C y a gravedad normal.

Barometer reduciert auf 0°C und Normalsch

(1) 2p45-2p55, ●¹ 4p-8p, 10p-MN; ⌀⌀¹ S-NW y ∞⁰ W 1, ⌀⌀⁰ S 2 (2) 3a30, ≡⁰ 3a30-6a50 (3) 5p, ‖‖ ³ 5p-MN ⌀⌀¹ SW 1, ⌀⌀⁰ S y ∞⁰ N2 (4) NW1, ⌀⌀⁰ SE y ∞ ⌒ 4p50-5p10 (5) ‖‖ ⁰ 8a20-9a35, ‖‖ ³ 9a55-10a40; ⌀⌀¹ S y ∞³ hor 1, ∞⁰ hor 2 (6) ∞⁰ SE 2; cu de cord (7) 9p36, ●¹ 11p25-MN; ⌀⌀¹ hor 1, ⌀⌀¹ S 2; cu de cord 2 (8) ●¹ 10p-MN ⌀⌀⁰ S-NE 2; cu de cord 2 (9) 0p25; ⌀⌀¹ S 1, ∞¹ NE 1, E 2 (10) ⌀⌀¹ S y ∞⁰ E 2 (11) 3p30, ● interv 4p40-8p10; ≡¹ 2p-3p; ⌀⌀¹ SE 1 (12) 9a20, 10a-MN; ⌀⌀⁰ hor 1; cu de cord NNW 2; ⌓ 8p30-9p45 (14) -6a15, ≡¹ 7a-1p, ⌀⌀¹ hor 1, ⌀⌀¹ y ∞¹ E-N 2 (15) ∞⁰ NE 2, ⌒ 4p23-4p42 (16) ●¹ 10a-10a25, ●⁰ gt 2p; ⌀⌀⁰ al S 2, cu de cord 1 y 2.

**ANDES** (H = 820 m) **MAYO 1912** φ = 32° 50′ S λ = 70° 36′ W $h_a$ = 6.5 m

| p. a la mp. mp reien. c° Min. | Velocidad del viento Windgeschwindigkeit m/minuto 7a | 2p | 9p | km 9p-7a | 7a-2p | 2p-9p | 7a-7a | k/1h | Nubes (clase y dirección) Wolken (Art und Richtung) 7a | 2p | 9p | Agua caída Niederschlag mm 7a | 2p | 9p | Evaporación Verdunstung mm 7a | 2p | 9p | 7a-7a |
|---|---|---|---|---|---|---|---|---|---|---|---|---|---|---|---|---|---|---|
| | 0 | 85 | 0 | 11.0 | 6.0 | 31.0 | 36.6 | 1.5 | | ci N | | — | — | — | | | | |
| | 0 | 0 | 0 | 44.0 | 5.5 | 3.8 | 81.0 | 3.4 | ci W | | | — | — | — | | | | |
| | 0 | *0* | *0* | *0.1* | *0.5* | *0.2* | 9.4 | 0.4 | str-cu | str-cu | str-cu | — | — | — | | | | |
| | 0 | 60 | **630** | *0.2* | 7.7 | 59.0 | **0.9** | **0.0** | str-cu N | str-cu N | cu-ni N, a-str | — | — | — | | | | |
| | 0 | 0 | 0 | 65.2 | 0.5 | 6.0 | 131.9 | 5.5 | str-cu W | ci-cu NW | | 0.0 | — | — | | | | |
| | 0 | 125 | 0 | 8.9 | 1.2 | 17.5 | 15.4 | 0.6 | str-ci W | str, ci W | | — | — | — | | | | |
| | 75 | 0 | 0 | 10.0 | 10.0 | 10.2 | 28.7 | 1.2 | str-ci W | str, ci W | str, ci | — | — | — | | | | |
| | 20 | 10 | 40 | 16.4 | 18.3 | 13.3 | 36.6 | 1.5 | cu, fr-str N | str-cu N | | — | — | — | | | | |
| | 50 | 10 | 0 | 18.4 | 10.2 | 11.6 | 50.0 | 2.1 | str N [NW | cu S, ci NW | str, ci | — | — | — | | | | |
| | 0 | 50 | 0 | 19.5 | 9.1 | 22.7 | 71.3 | 1.7 | str-cu NW, str, ci | ci, str-ci NW | str, ci | — | — | — | | | | |
| | 100 | 0 | 10 | 27.8 | 8.2 | 7.0 | 59.6 | 2.5 | str | str, ci W | | — | — | — | | | | |
| | 0 | 0 | 0 | 5.9 | 8.3 | 6.9 | 21.1 | 0.9 | | | | — | — | — | | | | |
| | 0 | 200 | 10 | 6.4 | 37.9 | 20.8 | 21.6 | 0.9 | str-cu N | cu-ni NW, a-cu N | cu N | — | — | 0.0 | | | | |
| | 75 | 70 | 0 | 9.6 | 8.7 | 2.8 | 68.3 | 2.8 | str N | ci SW | | 5.0 | — | — | | | | |
| | 0 | 50 | 0 | 4.3 | 6.4 | 18.5 | 15.8 | 0.7 | a-cu NW | str-cu W | cu N | — | — | — | | | | |
| | 0 | 125 | 0 | 13.5 | 10.8 | 64.4 | 38.4 | 1.6 | ni N | ni S | cu N | 30.0 | 36.0 | 0.0 | | | | |
| | 0 | 0 | 0 | 1.8 | 16.5 | 4.2 | 77.0 | 3.2 | ni | fr-ni N, a-str | | 17.0 | 0.2 | 10.0 | | | | |
| | 0 | 0 | 110 | 1.9 | 3.1 | 7.7 | 22.6 | 0.9 | | | | — | — | — | | | | |
| | 75 | 25 | 200 | 6.2 | 6.2 | 220.2 | 17.0 | 0.7 | a-cu W, ci W | cu-ni N a-str | ni N | — | — | 0.0 | | | | |
| | 25 | 0 | 0 | 26.0 | 3.5 | 4.5 | **252.4** | **10.5** | ni N | cu-ni, fr-str N | | 16.0 | 5.0 | 1.5 | | | | |
| | 0 | 25 | 0 | 7.1 | 3.2 | 11.4 | 15.1 | 0.6 | | str, ci S | str, ci | — | — | — | | | | |
| | 15 | 110 | 90 | 7.5 | 24.2 | 7.5 | 22.1 | 0.9 | cu-ni N, a-str | ni N | ni | — | 29.0 | 48.0 | | | | |
| | 0 | 0 | 0 | 25.0 | 37.5 | 8.6 | 26.7 | 2.4 | cu, cu-ni fr-str N | ni, fr-ni W | cu-ni N | 12.0 | 12.5 | 20.0 | | | | |
| | 0 | 0 | 100 | 13.4 | 2.5 | 12.5 | 59.5 | 2.5 | cu, fr-str N | cu | | 0.0 | — | — | | | | |
| | 0 | 0 | 0 | 5.7 | 2.7 | 5.4 | 20.7 | 0.9 | | | | — | — | — | | | | |
| | 0 | 85 | 10 | 6.6 | 1.2 | 5.0 | 14.7 | 0.6 | | ci W | | — | — | — | | | | |
| | 0 | 0 | 0 | 3.0 | 1.7 | 1.1 | 9.2 | 0.4 | ci NW | ci SW | | — | — | — | | | | |
| | 0 | 0 | 0 | 3.6 | 0.6 | 5.1 | 6.4 | 0.3 | ci W | | | — | — | — | | | | |
| | 0 | 125 | 0 | 1.7 | 12.7 | 8.9 | 7.4 | 0.3 | | | a-cu W | — | — | — | | | | |
| | 0 | 0 | 0 | 46.3 | 6.3 | 12.0 | 67.9 | 2.8 | cu NW, fr-str, a-cu | cu, cu-ni N | ci-cu N | — | 0.0 | — | | | | |
| | 0 | 10 | 5 | 39.2 | 17.7 | 6.4 | 57.5 | 2.4 | cu NW, ci-cu | cu, cu-ni N, a-str | cu, cu-ni N | — | — | — | | | | |
| | 14 | 38 | 39 | 14.7 | 9.3 | 19.9 | 44.0 | 1.8 | | | | 80.0 | 82.7 | 79.5 | | | | |

**PARAISO** (H = 40 m) **MAYO 1912** φ = 33° 01′ S λ = 71° 38′ W $h_a$ = 15 m

| | | | | | | | | | | | | | | | | | | |
|---|---|---|---|---|---|---|---|---|---|---|---|---|---|---|---|---|---|---|
| 2 | 9.1 | 91 | 273 | 238 | 33.0 | 86.0 | 107.0 | 194.0 | 8.1 | ci, ci-str | ci SW, ci-str SW | | — | — | — | 0.2 | 0.5 | 0.7 | 1.2 |
| 2 | 9.4 | 59 | 358 | 116 | 13.0 | 54.0 | 89.0 | 206.0 | 8.6 | cu S, ci W, ci-str | ci W. ci-str [SW | ci SW, ci-str | — | — | — | 0.2 | 0.4 | 0.6 | **1.4** |
| 0 | 9.8 | 149 | 202 | 0 | 59.0 | 30.0 | 41.0 | 202.0 | 8.4 | fr, ni S, ci W, ci-str | a-cu W, ci-str, ci | | — | — | — | 0.1 | 0.2 | 0.1 | 1.1 |
| 1 | 12.1 | 48 | 209 | 126 | 20.0 | 48.0 | 97.0 | 91.0 | 3.8 | ni S | cu NE, ni, ci-cu | ni | — | 0.0 | 6.2 | 0.1 | 0.1 | 0.1 | 0.4 |
| 7 | 10.6 | 0 | 200 | 46 | 54.0 | 36.0 | 21.0 | 199.0 | 8.3 | cu S, str S, ci W, | fr-cu N, str [SW | str | 6.5 | — | — | 0.0 | 0.3 | 0.1 | 0.2 |
| 0 | 8.4 | 125 | 46 | 80 | 16.0 | 19.0 | 15.0 | 73.0 | 3.0 | ni [ci-str | ni, ci-str | ni | — | — | — | 0.1 | 0.2 | 0.0 | 0.5 |
| 5 | 10.0 | 161 | 138 | 0 | 55.0 | 60.0 | 17.0 | 89.0 | 3.7 | ni | cu W, ni NW str N | ni NW, str N | — | 0.2 | 4.6 | 0.0 | 0.2 | 0.1 | 0.2 |
| 2 | 11.7 | 58 | 305 | 88 | 19.0 | 50.0 | 62.0 | 96.0 | 4.0 | cu S, str, ni | cu S, ni | ni | 3.8 | — | — | 0.1 | 0.1 | 0.3 | 0.4 |
| 1 | 10.2 | 0 | 132 | 0 | 19.0 | 20.0 | 29.0 | 131.0 | 5.5 | fr-cuS, fr, ni N, str | cu S, a-cu NW, (2) | | — | — | — | 0.2 | 0.2 | 0.2 | 0.6 |
| 2 | 8.5 | 54 | 200 | 100 | 11.0 | 56.0 | 52.0 | **60.0** | **2.5** | fr-ni NW, ci W, (1) | cu NE, a-cu N, (3) | | — | — | — | 0.1 | 0.2 | 0.3 | 0.5 |
| 0 | 8.0 | 60 | 300 | 60 | 11.0 | 52.0 | 41.0 | 119.0 | 5.0 | cu S, fr-ni N, a-cu | ci W, ci-str | | — | — | — | 0.1 | 0.3 | 0.4 | 0.6 |
| 0 | 5.8 | 20 | 40 | 60 | 7.0 | 17.0 | 17.0 | 100.0 | 4.2 | [W, ci, ci-str | | | — | — | — | 0.1 | 0.1 | 0.2 | 0.8 |
| 6 | 8.0 | 150 | 140 | 138 | 46.0 | 139.0 | 128.0 | 80.0 | 3.3 | ni | cu NE, fr-ni N, (4) | ni | — | 0.2 | 0.5 | 0.1 | 0.0 | 0.2 | 0.4 |
| 0 | 10.0 | 40 | 120 | 100 | 48.0 | 26.0 | 54.0 | 315.0 | 13.1 | cu N, fr-ni N | cu W, ci W, ci-str | | 0.3 | — | — | 0.2 | 0.3 | 0.3 | 0.4 |
| 7 | 6.3 | 200 | 30 | 290 | 29.0 | 31.0 | 76.0 | 109.0 | 4.5 | a-cu W, a-str NW, | str, fr-ni N, ci W, (5) | ni | — | — | 0.0 | 0.2 | 0.2 | 0.2 | 0.8 |
| 7 | 8.0 | 110 | 100 | 140 | 160.0 | 90.0 | 73.0 | 267.0 | 11.1 | ni [ci W, ci-cu W | fr-cu N, fr-ni N | ni | 45.2 | 14.0 | 5.9 | 0.1 | 0.1 | 0.1 | 0.5 |
| 0 | 5.7 | 130 | 120 | 180 | 131.0 | 77.0 | 56.0 | 294.0 | 12.2 | cu N, fr-ni N | cu N, fr-ni | | 19.1 | 4.8 | — | 0.2 | 0.1 | 0.3 | 0.4 |
| 0 | 2.7 | 80 | 200 | 170 | 39.0 | 60.0 | 56.0 | 172.0 | 7.2 | cu N, ci N | cu W, str, ci-str | | — | — | — | 0.1 | 0.2 | 0.2 | 0.5 |
| 5 | 4.7 | 212 | 0 | 217 | 50.0 | 20.0 | 39.0 | 166.0 | 6.9 | cu S, ni | ni | ni | — | — | — | 0.2 | 0.1 | 0.1 | 0.6 |
| 8 | 8.7 | 22 | 71 | 103 | 70.0 | 48.0 | 35.0 | 129.0 | 5.4 | ni | ni N | ni | 4.5 | 7.9 | 2.5 | 0.2 | 0.0 | 0.1 | 0.4 |
| 0 | 5.0 | 134 | 201 | 98 | 15.0 | 37.0 | 32.0 | 98.0 | 4.1 | fr-cu S, ci-str | cu S, ni, ci S, ci-str | ni | — | — | — | 0.1 | 0.2 | 0.1 | 0.2 |
| 0 | 8.8 | 166 | 304 | 372 | 24.0 | 153.0 | 181.0 | 93.0 | 3.9 | cu N, fr-ni N | ni | ni | 0.0 | 8.3 | 60.3 | 0.2 | 0.2 | 0.0 | 0.5 |
| 0 | 7.0 | 73 | 400 | 36 | 158.0 | 47.0 | 73.0 | **492.0** | **20.5** | cu S, fr-ni N, ci | cu S, ci-str W | a-cu W, ci-str | 20.8 | — | — | 0.1 | 0.2 | 0.4 | 0.3 |
| 1 | 4.9 | 70 | **530** | 77 | 41.0 | 47.0 | 69.0 | 161.0 | 6.7 | cu S [NW | | | — | — | — | 0.3 | 0.4 | 0.5 | 0.9 |
| 1 | 2.7 | 269 | 224 | 117 | 42.0 | 42.0 | 34.0 | 158.0 | 6.6 | | | | — | — | — | 0.3 | 0.4 | 0.4 | 1.2 |
| 8 | 5.9 | 44 | 438 | 178 | 15.0 | 27.0 | 51.0 | 91.0 | 3.8 | ci W, ci-str | ci W, ci-str W | ci, ci-str | — | — | — | 0.3 | 0.4 | 0.5 | 1.1 |
| 0 | 7.5 | 192 | 79 | 174 | 29.0 | 32.0 | 12.0 | 107.0 | 4.5 | ni | ni | ci-str | — | — | — | 0.1 | 0.2 | 0.1 | 1.0 |
| 5 | 7.7 | 0 | 50 | 106 | 55.0 | 8.0 | 6.0 | 99.0 | 4.1 | ni | ni | ni | — | — | — | 0.1 | 0.0 | 0.1 | 0.4 |
| 6 | 7.6 | 49 | 148 | 267 | 59.0 | 56.0 | 98.0 | 73.0 | 3.0 | ni | ni | ni | 0.2 | — | — | 0.0 | 0.0 | 0.2 | **0.1** |
| 3 | 10.0 | 151 | 51 | 170 | 167.0 | 15.0 | 34.0 | 321.0 | 13.4 | cu W, str N, ci W | str, fr ni N, ci-str | | — | — | — | 0.2 | 0.3 | 0.1 | 0.4 |
| 5 | 10.5 | 172 | 154 | 28 | 90.0 | 31.0 | 37.0 | 139.0 | 5.8 | cu N, fr-ni N | cu S, fr-ni N | fr-ni NE | 4.7 | 1.1 | — | 0.1 | 0.2 | 0.0 | 0.6 |
| 4 | 7.9 | 100 | 186 | 125 | 51.1 | 48.8 | 55.9 | 158.8 | 6.6 | | | | 105.1 | 36.5 | 80.0 | 4.5 | 6.3 | 7.0 | 18.6 |

s observaciones se efectuaron según hora oficial de Chile (75° de long.)

Allen Beobachtungen nach chilenischer Einheitszeit (75° Länge).

tr 2 ci-cu NW, ci-str (3) ci-cu W, ci-str W (4) a-str N, ci N (5) ci-str

**SANTIAGO** (H = 520 m) **MAYO 1912** φ = 33° 27′ S λ = 70° 42′ W $C_g$ = −0.7 −0.6

| Día Tag | Barómetro Barometer 700 mm + | | | Temperatura del aire Lufttemperatur C° | | | | | Humedad absoluta Absolute Feuchtigkeit mm | | | Humedad relativa Relative Feuchtigkeit % | | | Dirección y fuerza del viento Richtung und Stärke des Windes 0—12 B | | | Nebulosidad Bewölkung 0—10 | | | Agua caída Niederschlag mm | Notas Bemerkungen |
|---|---|---|---|---|---|---|---|---|---|---|---|---|---|---|---|---|---|---|---|---|---|---|
| | 7a | 2p | 9p | 7a | 2p | 9p | Max. | Min. | 7a | 2p | 9p | 7a | 2p | 9p | 7a | 2p | 9p | 7a | 2p | 9p | 7a-7a | |
| 1 | 21.3 | 19.0 | 18.8 | 3.6 | 21.4 | 9.5 | 22.5 | 2.9 | 5.7 | 6.9 | 7.2 | 97 | 37 | 81 | C 0 | SW 2 | C 0 | $1^0$ | $7^1$ | 0 | — | $\triangle^2$ an, $\smile^0$ an |
| 2 | 16.6 | 14.4 | 15.4 | 5.4 | 24.7 | 10.2 | **25.0** | 4.2 | 6.1 | 7.5 | 7.3 | 90 | 32 | 79 | C 0 | SW 1 | C 0 | 3 | $7^1$ | $3^0$ | — | $\smile^1$ an |
| 3 | 14.9 | 14.3 | 15.4 | 9.1 | 19.8 | 12.9 | 19.9 | 8.0 | 7.8 | 8.5 | 9.6 | 90 | 49 | 86 | C 0 | S 1 | WSW 2 | 9 | $8^1$ | $10^2$ | — | $\triangle^0$ an, ∞ I, II |
| 4 | 13.9 | 14.4 | 16.8 | 11.0 | 12.6 | 11.0 | 13.0 | 10.5 | 9.1 | 9.8 | 9.1 | 93 | 90 | 93 | SW 1 | SW 1 | SSE 1 | $10^2$ | $10^2$ | $10^2$ | 0.0 | $\bullet^0$ ch 6a, ● gt y ● ch |
| 5 | 17.6 | 16.2 | 16.3 | 7.2 | 19.4 | 10.2 | 21.3 | 7.0 | 7.4 | 8.6 | 8.5 | 99 | 52 | 92 | C 0 | SW 1 | SW 1 | $6^1$ | $3^1$ | $1^2$ | 3.7 | $\bullet^2$ ch an; ≡ n-10a, $\triangle^0$ |
| 6 | 13.5 | 14.0 | 13.9 | 6.4 | 20.6 | 10.9 | 21.5 | 5.7 | 7.1 | **10.3** | 8.7 | 99 | 57 | 90 | E 1 | S 2 | C 0 | $9^1$ | $8^1$ | $8^0$ | — | $\smile^2$ an, $\triangle^0$ n |
| 7 | 14.8 | 15.3 | 17.3 | 7.6 | 18.9 | 11.8 | 20.0 | 6.7 | 7.7 | 7.4 | 9.9 | 99 | 45 | 95 | C 0 | S 2 | S 1 | $10^0$ | $8^1$ | $9^1$ | — | $\triangle^2$ an, ≡ 6a-10a, $\triangle$ a |
| 8 | 16.9 | 16.8 | 17.0 | 10.8 | 13.2 | 11.2 | 14.0 | 10.6 | 9.3 | 9.3 | 8.9 | 96 | 82 | 90 | SSW 1 | W 2 | S 1 | $10^2$ | $10^2$ | $10^2$ | — | ‖ 8p15-n; ⟆ azules en |
| 9 | 17.7 | 17.5 | 17.2 | 10.5 | 12.6 | 9.4 | 12.7 | 9.2 | 8.9 | 8.8 | 8.2 | 94 | 81 | 93 | S 1 | SSW 1 | C 0 | $10^2$ | $10^2$ | $10^2$ | 0.1 | ⟆ azules en el zénit n |
| 10 | 17.0 | 16.4 | 17.6 | 9.4 | 15.6 | 10.1 | 16.0 | 7.7 | 8.2 | 9.0 | 8.4 | 93 | 68 | 90 | E 1 | SSW 1 | SSE 1 | $9^1$ | $9^1$ | $9^1$ | — | $\triangle^0$ an, n |
| 11 | 20.4 | 19.8 | 19.2 | 9.3 | 14.0 | 8.2 | 15.0 | 7.8 | 8.1 | 8.6 | 7.9 | 93 | 73 | 97 | C 0 | SSW 1 | C 0 | $10^1$ | $10^1$ | $1^1$ | — | $\triangle^0$ an, $\equiv^0$ 8p-n |
| 12 | 17.3 | 15.3 | 15.4 | 5.4 | 22.6 | 9.8 | 23.2 | 3.7 | 6.7 | 8.0 | 8.2 | **00** | 39 | 90 | C 0 | SW 1 | C 0 | $10^2$ | $1^0$ | 0 | — | ≡ 6a45-MD, $\triangle^2$ an, $\triangle^0$ |
| 13 | 14.8 | 16.7 | 19.5 | 8.6 | 14.9 | 11.4 | 15.9 | 6.5 | 7.3 | 9.0 | 8.5 | 87 | 71 | 84 | NNE 1 | SSW 5 | SW 1 | $9^1$ | $8^1$ | $9^1$ | — | ● gt n; ▭ amarillos al |
| 14 | 22.2 | 19.7 | 17.8 | 9.3 | 16.1 | 11.4 | 17.1 | 9.1 | 8.3 | 7.9 | 8.8 | 95 | 58 | 87 | C 0 | SSE 1 | C 0 | $9^1$ | $8^0$ | $10^1$ | 2.9 | $\bullet^1$ 0a55-4a15; ∞ todo el |
| 15 | 14.8 | 14.1 | **11.9** | 9.2 | 13.5 | 12.4 | 13.5 | 8.5 | 8.3 | 8.7 | 6.5 | 95 | 75 | 60 | C 0 | NE 1 | NE 1 | $9^1$ | $10^2$ | $10^2$ | — | $\triangle^0$ an, ≡ I; ∞ p |
| 16 | 15.3 | 15.8 | 17.0 | 7.9 | 9.6 | 6.9 | 16.1 | 6.7 | 7.6 | 7.1 | 6.4 | 95 | 80 | 85 | C 0 | SW 1 | WSW 1 | $10^2$ | $9^1$ | $10^1$ | 22.8 | $\bullet^2$, ● gt y ● ch a int |
| 17 | 19.6 | 19.9 | 21.2 | 5.4 | 6.7 | 4.1 | 8.1 | 4.1 | 6.4 | 6.4 | 5.9 | 96 | 87 | 95 | SW 1 | SW 1 | C 0 | $10^1$ | $10^1$ | $1^0$ | 11.7 | $\bullet^1$, $\triangle^0$ y ● gt a interv |
| 18 | 22.1 | 21.8 | 22.6 | 1.1 | 13.0 | 3.7 | 13.8 | -0.2 | 5.0 | 4.9 | 5.3 | **00** | 44 | 89 | C 0 | NW 1 | C 0 | $4^1$ | $1^2$ | 0 | 5.6 | $\smile^2$ an, $\triangle^1$ n; nieve en |
| 19 | 20.5 | 18.5 | 17.4 | 2.8 | 9.7 | 9.2 | 10.7 | 0.5 | 5.3 | 6.3 | 6.4 | 95 | 70 | 73 | C 0 | NW 1 | NE 1 | $9^1$ | $10^1$ | $10^2$ | — | ‖$^1$, ● gt a interv 3p |
| 20 | 17.2 | 19.1 | 21.1 | 7.3 | 10.7 | 8.0 | 11.3 | 7.0 | 7.3 | 8.2 | 7.9 | 96 | 85 | 99 | C 0 | WSW 1 | C 0 | $10^1$ | $10^1$ | $9^1$ | 4.5 | ● y ● ch a interv 0a4 |
| 21 | 21.0 | 20.2 | 19.5 | 3.6 | 13.4 | 7.8 | 14.4 | 2.9 | 5.9 | 7.5 | 7.6 | **00** | 65 | 96 | C 0 | WSW 1 | C 0 | $10^2$ | $4^1$ | $10^0$ | 12.0 | $\triangle^2$ an, ≡ I, $\triangle^2$ n; $\cup^0$ |
| 22 | 17.6 | 13.4 | 13.5 | 8.1 | 9.4 | 8.5 | 9.6 | 6.8 | 7.6 | 6.5 | 7.8 | 94 | 74 | 94 | SW 1 | N 5 | NE 1 | $10^2$ | $10^2$ | $9^1$ | 0.0 | ● ch y ● 6a-MN; ⟆ am |
| 23 | 15.0 | 16.1 | 18.8 | 6.7 | 6.9 | 2.8 | 8.9 | 2.8 | 7.1 | 6.0 | 5.5 | 97 | 80 | 98 | SE 1 | NE 3 | E 1 | $10^1$ | $9^1$ | $1^0$ | **29.3** | ● $^2$ MN-11a30; $\smile^0$ n |
| 24 | 22.4 | 23.3 | **24.0** | 1.9 | 11.6 | 2.9 | 12.4 | 1.4 | 5.2 | 5.6 | 5.4 | 98 | 55 | 95 | C 0 | SW 1 | C 0 | $2^2$ | $1^2$ | 0 | 5.5 | $\smile^0$ an, n; ∞$^0$ p |
| 25 | 23.7 | 20.6 | 20.2 | -1.0 | 15.5 | 5.1 | 17.0 | **-1.1** | **4.2** | 4.6 | 5.9 | 99 | 35 | 90 | SSW 1 | NW 1 | S 1 | 0 | 0 | 0 | — | $\smile^2$ an, $\triangle^1$ y ≡ n; ∞$^2$ p |
| 26 | 18.1 | 16.4 | 16.9 | 1.7 | 21.8 | 8.4 | 23.0 | 1.0 | 4.8 | 5.2 | 7.0 | 93 | **27** | 85 | E 1 | W 1 | C 0 | $2^1$ | $6^1$ | $2^0$ | — | $\smile^1$ an, $\triangle^0$ n |
| 27 | 16.0 | 15.6 | 16.3 | 3.3 | 20.1 | 7.6 | 20.6 | 3.0 | 5.4 | 7.1 | 7.3 | 92 | 41 | 93 | ENE 1 | SSW 1 | C 0 | $7^1$ | $6^1$ | $4^0$ | — | $\smile^1$ an, $\triangle^2$ n; $\cup^0$ 9p |
| 28 | 16.3 | 14.1 | 14.0 | 3.0 | 22.3 | 9.3 | 22.7 | 2.8 | 5.5 | 8.5 | 7.6 | 97 | 42 | 87 | C 0 | WSW 1 | SSW 1 | $7^1$ | 0 | 0 | — | $\smile^0$ an, ≡$^0$ I, $\triangle$ n; $\nabla^0$ |
| 29 | 13.9 | 13.9 | 13.6 | 4.0 | 19.2 | 7.6 | 20.1 | 3.6 | 5.8 | 8.7 | 7.7 | 95 | 52 | 99 | ENE 1 | SW 1 | WSW 2 | $1^1$ | $1^0$ | $10^2$ | — | $\smile^0$ an, ≡$^0$ I, II, ≡ n |
| 30 | 16.4 | 14.8 | 16.2 | 7.3 | 16.4 | 8.7 | 17.5 | 6.4 | 7.1 | 7.9 | 7.9 | 93 | 57 | 94 | C 0 | S 2 | S 1 | $5^1$ | $5^1$ | $7^1$ | — | $\triangle^1$ n, ∞ p; str-cu de co |
| 31 | 18.6 | 19.4 | 20.8 | 6.9 | 12.2 | 9.1 | 13.6 | 6.5 | 7.2 | 8.5 | 7.9 | 97 | 80 | 92 | SE 2 | SE 1 | NNW 1 | $8^1$ | $10^1$ | $9^1$ | 0.1 | $\bullet^0$ gt 11a3, ● ch p; ≡ |
| Pro. Mit. | 17.7 | 17.0 | 17.5 | 6.2 | 15.4 | 8.7 | 16.5 | 5.2 | 6.9 | 7.7 | 7.6 | 95 | 61 | 89 | 0.5 | 1.5 | 0.6 | 7.4 | 6.7 | 5.9 | 98.2 | |

**SAN FERNANDO** (H = 335 m) **MAYO 1912** φ = 34° 35′ S λ = 71° 04′ W $C_g$ = -

| | | | | | | | | | | | | | | | | | | | | | | |
|---|---|---|---|---|---|---|---|---|---|---|---|---|---|---|---|---|---|---|---|---|---|---|
| 1 | 36.9 | 35.0 | 35.0 | 10.0 | 18.0 | 13.6 | 18.2 | 5.1 | 8.4 | 13.5 | 11.6 | 92 | 88 | 00 | SSW 2 | SW 3 | SW 5 | 0 | 0 | 10 | — | ⊵ an |
| 2 | 32.4 | 30.5 | 30.6 | 10.3 | 15.9 | 9.0 | 17.0 | 9.0 | 9.3 | 13.0 | 8.6 | 00 | 97 | 00 | SSW 2 | SW 3 | SE 2 | 10 | 7 | 0 | — | |
| 3 | 30.4 | 29.3 | 30.8 | 11.7 | 17.2 | 12.3 | 18.5 | 7.2 | 9.8 | 13.4 | 10.7 | 96 | 92 | 00 | S 3 | SW 1 | SW 2 | 8 | 9 | 10 | — | ⊵ an |
| 4 | 29.5 | 28.4 | 32.1 | 12.0 | 12.2 | 10.0 | 14.0 | 10.0 | 10.5 | 10.6 | 9.2 | 00 | 00 | 00 | NE 2 | NW 3 | NW 8 | 10 | 10 | 10 | — | ●$^1$ a interv |
| 5 | 33.0 | 31.8 | 31.3 | 7.4 | 17.7 | 11.0 | 18.5 | 7.0 | 7.7 | **14.4** | 9.8 | 00 | 95 | 00 | S 2 | SW 2 | SE 2 | 5 | 6 | 2 | 31.0 | |
| 6 | 28.8 | 28.7 | 28.8 | 10.0 | 18.5 | 10.8 | 18.5 | 5.7 | 9.2 | 14.3 | 9.6 | 00 | 90 | 00 | NE 2 | NE 1 | SE 2 | 10 | 7 | 0 | — | ⊵ an |
| 7 | 29.7 | 29.0 | 33.3 | 11.7 | 15.8 | 10.0 | 17.7 | 8.6 | 10.3 | 13.4 | 9.2 | 00 | 00 | 00 | NE 4 | NW 7 | C 0 | 10 | 10 | 10 | — | ●$^1$ 3p-MN |
| 8 | 32.9 | 32.8 | 32.9 | 10.2 | 11.3 | 9.3 | 11.7 | 9.0 | 9.3 | 10.0 | 8.7 | 00 | 00 | 00 | SW 2 | C 0 | SW 2 | 10 | 10 | 10 | 33.0 | ● MN-7a20 |
| 9 | 34.1 | 33.4 | 33.2 | 8.5 | 13.3 | 10.5 | 13.5 | 8.0 | 7.9 | 11.0 | 9.5 | 96 | 97 | 00 | SW 3 | SW 3 | SW 3 | 10 | 10 | 10 | 1.0 | |
| 10 | 33.2 | 32.3 | 33.5 | 7.0 | 9.6 | 7.8 | 11.3 | 5.7 | 7.5 | 8.9 | 7.9 | 00 | 00 | 00 | SW 4 | SE 3 | SE 3 | 10 | 10 | 5 | — | |
| 11 | 36.5 | 35.4 | 35.3 | 7.0 | 14.8 | 9.0 | 15.2 | 6.5 | 7.5 | 12.3 | 8.6 | 00 | 98 | 00 | SW 2 | SE 2 | SE 4 | 8 | 7 | 0 | — | ⊵ an |
| 12 | 33.3 | 31.7 | 30.8 | 6.0 | 14.5 | 8.4 | 15.5 | 5.1 | 7.0 | 12.3 | 8.2 | 00 | 00 | 00 | SW 4 | SW 4 | SE 3 | 0 | 0 | 0 | — | |
| 13 | 30.2 | 32.2 | 34.0 | 7.0 | 11.8 | 11.6 | 12.6 | 5.5 | 7.5 | 10.1 | 10.2 | 00 | 98 | 00 | SW 2 | SW 2 | C 0 | 10 | 10 | 10 | — | ● 9p-MN |
| 14 | 36.9 | 34.8 | 33.0 | 10.9 | 16.4 | 11.2 | 17.7 | 8.9 | 9.3 | 13.9 | 9.9 | 97 | 00 | 00 | NE 3 | NW 3 | C 0 | 8 | 9 | 8 | 7.0 | ● MN-5a |
| 15 | 30.6 | 26.8 | 27.7 | 9.2 | 14.0 | 9.0 | 14.5 | 8.2 | 8.3 | 11.6 | 8.6 | 96 | 98 | 00 | NE 2 | NW 5 | NW 3 | 10 | 10 | 10 | — | ●$^2$ 8p-MN |
| 16 | 29.9 | 30.3 | 31.6 | 6.6 | 10.0 | 6.4 | 13.4 | 6.0 | 7.3 | 9.2 | 7.2 | 00 | 00 | 00 | NW 6 | NE 5 | NW 4 | 10 | 10 | 10 | **62.0** | ●$^1$ MN-7a, a interv 7a |
| 17 | 34.9 | 35.4 | 37.2 | 5.4 | 8.6 | 2.9 | 11.3 | 2.9 | 6.6 | 6.5 | 5.5 | 99 | 78 | 98 | NE 5 | NE 6 | C 0 | 10 | 8 | 0 | 20.0 | ● MN-10a |
| 18 | 38.2 | 36.4 | 38.1 | 2.0 | 12.9 | 3.0 | 13.3 | 0.5 | 5.3 | 6.5 | 5.5 | 00 | 58 | 96 | W 1 | W 2 | C 0 | 0 | 0 | 0 | 1.0 | |
| 19 | 36.5 | 34.0 | 30.9 | 4.8 | 8.9 | 11.7 | 12.3 | 0.6 | 6.0 | 6.5 | 6.1 | 94 | 76 | 60 | C 0 | NE 3 | NE 3 | 10 | 10 | 10 | — | ● 7p-MN |
| 20 | 33.5 | 34.5 | 35.8 | 8.1 | 10.9 | 9.1 | 12.5 | 7.9 | 8.1 | 9.1 | 8.6 | 00 | 94 | 00 | NE 1 | NW 2 | C 0 | 10 | 10 | 10 | 6.5 | ● MN-7a, a interv 7a |
| 21 | 36.8 | 35.6 | 35.0 | 8.2 | 12.4 | 8.6 | 15.7 | 7.2 | 8.1 | 9.3 | 8.2 | 00 | 74 | 98 | SW 2 | N 2 | SW 1 | 0 | 6 | 7 | 4.5 | |
| 22 | 31.2 | **25.7** | 27.2 | 8.0 | 7.4 | 8.4 | 10.6 | 7.0 | 7.8 | 7.5 | 8.0 | 98 | 98 | 98 | NW 5 | NW 9 | NW 7 | 10 | 10 | 10 | 3.6 | ●$^2$ 5a-MN |
| 23 | 30.8 | 31.2 | 34.1 | 7.1 | 10.4 | 6.4 | 12.5 | 6.4 | 7.5 | 6.7 | 6.1 | 00 | 72 | 86 | C 0 | SW 3 | C 0 | 10 | 7 | 7 | 51.3 | |
| 24 | 39.2 | 39.9 | **41.4** | 4.1 | 10.9 | 4.8 | 11.4 | 2.3 | 5.8 | 6.0 | 5.2 | 91 | 62 | 81 | SW 2 | SW 2 | SW 4 | 0 | 0 | 0 | — | |
| 25 | 40.3 | 36.9 | 36.6 | 1.1 | 10.8 | 5.0 | 11.0 | **-2.5** | **4.5** | 6.1 | 5.3 | 92 | 63 | 81 | SW 3 | SW 2 | SW 2 | 0 | 0 | 0 | — | ⊵ an |
| 26 | 34.8 | 32.9 | 33.1 | 2.8 | 13.9 | 6.8 | 14.0 | 2.0 | 5.2 | 6.7 | 6.0 | 93 | **57** | 81 | S 4 | SW 4 | S 4 | 0 | 0 | 0 | — | ⊵ an |
| 27 | 32.4 | 30.4 | 30.5 | 5.8 | 13.6 | 5.9 | 14.6 | 4.1 | 6.1 | 7.5 | 6.7 | 88 | 64 | 97 | SW 4 | SW 3 | SE 2 | 0 | 6 | 0 | — | ⊵ an |
| 28 | 31.2 | 29.3 | 28.8 | 4.2 | 18.3 | 6.9 | **19.0** | 2.0 | 6.0 | 9.8 | 7.0 | 97 | 63 | 94 | SE 2 | S 2 | SE 2 | 0 | 0 | 0 | — | ⊵ an |
| 29 | 29.6 | 29.0 | 28.8 | 2.8 | 10.9 | 8.2 | 12.0 | 1.5 | 5.6 | 8.6 | 8.1 | 00 | 89 | 00 | NE 2 | NE 2 | C 0 | 10 | 0 | 10 | — | ≡ a |
| 30 | 30.9 | 29.9 | 31.2 | 8.7 | 17.6 | 9.0 | 18.2 | 7.5 | 7.8 | 9.4 | 8.6 | 93 | 63 | 00 | SE 2 | SE 3 | SW 2 | 2 | 2 | 5 | — | ⊵ an |
| 31 | 33.5 | 33.9 | 36.2 | 8.2 | 14.4 | 7.3 | 14.4 | 6.9 | 8.1 | 9.9 | 7.3 | 00 | 82 | 96 | SE 1 | NE 3 | C 0 | 10 | 7 | 5 | — | ⊵ an |
| Pro. Mit. | 33.3 | 32.2 | 32.9 | 7.3 | 13.3 | 8.5 | 14.5 | 5.5 | 7.6 | 9.9 | 8.1 | 97 | 85 | 96 | 2.5 | 3.1 | 2.3 | 6.5 | 6.2 | 5.5 | 220.9 | |

Barómetro reducido a 0°C y a gravedad normal. Barometer reduciert auf 0°C und Normalse

(1) $\smile^1$ an; ≡ I. (2) 7a30; ⟆ lej al NNW 9a15,

**LAGO** (H=520 m) **MAYO 1912** φ = 33° 27′ S λ = 70° 42′ W $h_a$ = 11.1 m

| p. a la mp. ap. reien. | Velocidad del viento Windgeschwindigkeit m/minuto | | | km | | | | | Nubes (clase y dirección) Wolken (Art und Richtung) | | | Agua caída Niederschlag mm | | | Evaporación Verdunstung mm | | | |
|---|---|---|---|---|---|---|---|---|---|---|---|---|---|---|---|---|---|---|
| Min. | 7a | 2p | 9p | 9p-7a | 7a-2p | 2p-9p | 7a-7a | k/1h | 7a | 2p | 9p | 7a | 2p | 9p | 7a | 2p | 9p | 7a-7a |
| 0.5 | 0 | 113 | 17 | 16.5 | 28.1 | 31.1 | 84.5 | 3.5 | str S | a-str NW, ci-str N | | — | — | — | 0.1 | 0.7 | 0.6 | 1.7 |
| 1.7 | 0 | 114 | 0 | 16.9 | 33.0 | 31.0 | 76.1 | 3.2 | ci-str NW [WNW | ci-str W [a-cu W | ci-str W | — | — | — | 0.0 | 1.2 | 0.7 | 1.3 |
| 5.5 | 0 | 85 | 172 | 11.4 | 20.9 | 35.2 | 75.4 | 3.1 | str-cu NW, a-cu | cu-ni NW, str-cu, | cu-ni, str-cu | — | — | — | 0.1 | 0.4 | 0.2 | 2.0 |
| 9.1 | 68 | 70 | 59 | 50.0 | 20.3 | 26.8 | 106.1 | 4.4 | cu ni NW, str | cu-ni NW, ni | ni | 0.0 | 0.0 | 1.3 | 0.3 | 0.4 | 0.1 | 0.9 |
| 5.5 | 22 | 90 | 49 | 13.8 | 25.0 | 20.0 | 60.9 | 2.5 | str, str-cu W (1) | fr-cu NW, str-cu | str, str-cu | 2.4 | — | — | 0.1 | 0.5 | 0.7 | 0.6 |
| 3.7 | 54 | 179 | 0 | 12.0 | 30.5 | 26.8 | 57.0 | 2.4 | cu WNW, str, (2) | fr-cu WNW, str-cu | str | — | — | — | 0.1 | 0.5 | 0.5 | 1.3 |
| 5.5 | 14 | 138 | 85 | 14.0 | 40.7 | 38.9 | 71.3 | 3.0 | str, ci-str W | fr-cu NW, str, ci- | cu-ni, cu SW | — | — | — | 0.0 | 0.6 | 0.3 | 1.0 |
| 9.5 | 49 | 157 | 42 | 42.3 | 37.7 | 47.3 | 121.9 | 5.1 | ni | cu-ni S [cu | cu-ni, ni | — | — | 0.0 | 0.1 | 0.1 | 0.2 | 1.0 |
| 7.5 | 49 | 49 | 0 | 10.3 | 33.1 | 16.2 | 95.3 | 4.0 | ni S | cu-ni S, ni | ni | 0.1 | — | — | 0.0 | 0.5 | 0.1 | 0.3 |
| 6.0 | 45 | 108 | 85 | 9.6 | 28.3 | 27.8 | 58.9 | 2.5 | cu NW, cu-ni | fr-cu NW, str-cu | cu, ni | — | — | — | 0.1 | 0.7 | 0.2 | 0.7 |
| 6.1 | 0 | 90 | 0 | 16.0 | 38.6 | 20.7 | 72.1 | 3.0 | str | cu-ni S | str | — | — | — | 0.1 | 0.2 | 0.2 | 1.0 |
| 2.0 | 28 | 102 | 14 | 5.5 | 25.5 | 28.2 | 64.8 | 2.7 | | cu | | — | — | — | 0.0 | 0.6 | 0.6 | 0.4 |
| 4.5 | 56 | 309 | 56 | 20.7 | 60.6 | 47.5 | 74.4 | 3.1 | str-cu N | cu S, cu-ni S, (3) | cu NW, ni | — | — | 0.0 | 0.1 | 0.4 | 0.3 | 1.3 |
| 8.0 | 0 | 85 | 0 | 51.2 | 34.4 | 9.6 | 159.3 | 6.6 | cu-ni, str-cu N, a- | str-cu, ci-str W | ni | 2.9 | — | — | 0.1 | 0.8 | 0.3 | 0.8 |
| 7.0 | 21 | 85 | 70 | 14.1 | 26.3 | 30.9 | 58.1 | 2.4 | str-cu WNW [cu N | ni, str-cu N | ni | — | — | — | 0.1 | 0.1 | 0.3 | 1.2 |
| 4.5 | 0 | 78 | 108 | 75.3 | 34.3 | 14.4 | 132.5 | 5.5 | ni N | cu S y NW, cu-ni | cu-ni, ni | 22.8 | 9.1 | — | 0.7 | 0.1 | 0.4 | 1.1 |
| 2.3 | 42 | 108 | 28 | 41.3 | 23.7 | 47.2 | 90.0 | 3.8 | cu-ni NW, ni NW | cu-ni N [N | cu | 2.6 | 4.1 | 1.5 | 0.0 | 0.1 | 0.2 | 0.5 |
| 2.0 | 0 | 82 | 0 | 14.1 | 26.1 | 12.7 | 85.0 | 3.5 | str-cu, cu-ni N | cu | | — | — | — | 0.0 | 0.2 | 0.3 | 0.3 |
| 1.5 | 0 | 102 | 113 | 3.2 | 18.8 | 27.4 | 42.0 | 1.8 | str-cu SW, a-cu W | cu-ni NW, ni NW | ni | — | — | 0.0 | 0.1 | 0.1 | 0.3 | 0.6 |
| 5.5 | 0 | 85 | 14 | 36.8 | 16.2 | 13.5 | 83.0 | 3.5 | cu-ni WNW, str-cu | cu-ni WSW | cu-ni, ni | 4.5 | 9.3 | 2.6 | 0.2 | 0.1 | 0.1 | 0.6 |
| 1.0 | 0 | 56 | 14 | 0.3 | 27.1 | 17.1 | 30.0 | 1.2 | | fr-cu SW, str-cu, | a-str | 0.1 | — | — | 0.0 | 0.7 | 0.2 | **0.2** |
| 5.5 | 85 | **460** | 78 | 39.0 | 60.0 | 56.1 | 83.2 | 3.5 | cu-ni NW, ni NW | ni [ci W | cu-ni, ni | 0.0 | 8.0 | 13.8 | 0.1 | 0.1 | 0.2 | 1.0 |
| 0.6 | 56 | 225 | 49 | 40.6 | 50.6 | 20.6 | 156.7 | 6.5 | ni, str-cu | str-cu, fr-ni W | str | 7.5 | 5.5 | — | 0.0 | 0.1 | 0.1 | 0.3 |
| -0.9 | 22 | 70 | 17 | 11.8 | 31.0 | 26.1 | 83.0 | 3.5 | cu-ca, str-cu, fr-str | cu E | | — | — | — | 0.0 | 0.2 | 0.3 | **0.2** |
| -3.4 | 70 | 49 | 42 | 21.3 | 27.2 | 18.0 | 78.4 | 3.3 | | | | — | — | — | 0.0 | 0.7 | 0.4 | 0.5 |
| -1.0 | 85 | 80 | 21 | 27.9 | 23.1 | 16.9 | 73.1 | 3.0 | ci-str W, ci W | ci Bp, ci-cu W | ci | — | — | — | 0.0 | 1.0 | 0.8 | 1.1 |
| 1.0 | 78 | 97 | 28 | 25.1 | 29.3 | 26.6 | 65.1 | 2.7 | ci, ci-str W | ci-str W, ci W | ci-str | — | — | — | 0.1 | 0.5 | 0.4 | **1.9** |
| 1.5 | 0 | 70 | 49 | 13.2 | 17.8 | 18.3 | 69.1 | 2.9 | fr-cu W, ci-str W | | | — | — | — | 0.0 | 0.6 | 0.4 | 0.9 |
| 1.6 | 43 | 100 | 172 | 18.0 | 33.0 | 40.6 | 54.1 | 2.3 | str-cu | str-cu | | — | — | — | 0.1 | 1.2 | 0.3 | 1.1 |
| 4.5 | 14 | 146 | 56 | 68.9 | 37.7 | 50.3 | 142.5 | 5.9 | cu-ni N, str-cu | cu N, str-cu | cu N, str-cu N | 0.1 | — | — | 0.1 | 0.4 | 0.4 | 1.6 |
| 4.5 | 108 | 70 | 68 | 18.9 | 25.4 | 26.2 | 106.9 | 4.5 | cu-ni, fr-cu NW, [str-cu NW | ni NW, str | cu-ni | — | 0.0 | 0.0 | 0.0 | 0.5 | 0.2 | 0.8 |
| 3.4 | 33 | 119 | 49 | 24.5 | 31.1 | 28.1 | 84.2 | 3.5 | | | | 43.0 | 36.0 | 19.2 | 2.7 | 14.3 | 10.3 | 28.2 |

**FERNANDO** (H=335 m) **MAYO 1912** φ = 34° 35′ S λ = 71° 04′ W $h_a$ = —

| | | |
|---|---|---|
| | | a-str |
| str | ci-str | |
| a-cu | a-str | a-str |
| ni | ni | ni |
| str-cu | ci-str | ci-cu |
| a-str | ci-str | |
| str | ni | ni |
| ni | ni | ni |
| a-str | a-str | a-str |
| str | a-str | str |
| a-cu | ci-cu | |
| str | str-cu | a-str |
| cu-ni | ci-cu | a-str |
| a-str | ni | ni |
| ni | ni | ni |
| ni | ni | |
| str | ni | ni |
| ni | ni | |
| | str-cu | str |
| ni | ni | ni |
| str | str cu NW | cu-ni |
| | ci | |
| str | | str |
| fr-cu | fr-cu | cu NW |

observaciones se efectuaron según hora oficial de Chile (75° de long.)

Alle Beobachtungen nach chilenischer Einheitszeit (75° Länge).

a-cu WNW. (2) str-cu WNW. (3) str-cu NW, -cu NW a,

**TALCA** (H = 100 m) **MAYO 1912** φ = 35° 25′ S λ = 71° 47′ W $C_g$ =

| Dia Tag | Barómetro Barometer 700 mm + 7a | 2p | 9p | Temperatura del aire Lufttemperatur C° 7a | 2p | 9p | Max. | Min. | Humedad absoluta Absolute Feuchtigkeit mm 7a | 2p | 9p | Humedad relativa Relative Feuchtikeit % 7a | 2p | 9p | Dirección y fuerza del viento Richtung und Stärke des Windes 0—12 B 7a | 2p | 9p | Nebulosidad Bewölkung 0—10 7a | 2p | 9p | Agua caída Niederschlag mm 7a-7a | Notas Bemerkungen |
|---|---|---|---|---|---|---|---|---|---|---|---|---|---|---|---|---|---|---|---|---|---|---|
| 1 | 59.5 | 57.5 | 55.5 | 7.6 | 20.2 | 14.2 | 21.3 | 6.0 | 7.6 | **13.3** | 9.4 | 97 | 75 | 78 | N 1 | C 0 | C 0 | 3 | 0 | 0 | — | ⌓¹ am |
| 2 | 54.5 | 51.5 | 52.0 | 11.3 | 21.0 | 12.8 | **22.0** | 5.5 | 9.4 | 9.5 | 9.6 | 94 | **51** | 87 | S 2 | S 2 | C 0 | 6¹ | 10⁰ | 9 | — | ⌓¹ am; ⊕ 1p30, ▽ |
| 3 | 52.5 | 51.4 | 51.6 | 12.6 | 15.4 | 14.6 | 18.0 | 9.5 | 10.7 | 10.4 | 10.6 | **98** | 79 | 86 | C 0 | C 0 | C 0 | 10¹ | 10² | 10² | — | |
| 4 | 49.4 | 49.5 | 53.7 | 13.4 | 11.4 | 11.0 | 15.0 | 11.0 | 10.1 | 9.6 | 9.4 | 88 | 95 | 95 | C 0 | C 0 | C 0 | 10² | 10² | 10 | — | ≡¹ 7a, ●² 7a30-n |
| 5 | 55.2 | 53.9 | 52.9 | 7.8 | 17.8 | 10.2 | 19.0 | 7.0 | 7.5 | 9.9 | 8.9 | 95 | 65 | 95 | C 0 | C 0 | C 0 | 10⁰ | 2¹ | 7 | 48.0 | ≡⁰ 1 |
| 6 | 50.8 | 50.0 | 49.9 | 7.2 | 17.7 | 13.6 | 18.5 | 5.0 | 7.4 | 9.7 | 9.4 | 97 | 64 | 81 | C 0 | N 1 | N 1 | 7 | 9 | 0 | — | ≡8a |
| 7 | 49.0 | 51.7 | 52.7 | 14.8 | 12.3 | 11.8 | 17.0 | 4.5 | 10.5 | 9.2 | 9.0 | 84 | 93 | 87 | N 3 | C 0 | C 0 | 10² | 10² | 10² | — | ● n |
| 8 | 54.7 | 54.9 | 55.1 | 7.8 | 12.4 | 7.9 | 16.5 | 7.2 | 7.7 | 9.1 | 7.6 | 97 | 85 | 95 | C 0 | C 0 | C 0 | 9¹ | 9¹ | 10² | 23.7 | ≡² 3 |
| 9 | 56.5 | 56.6 | 55.9 | 9.8 | 14.6 | 8.0 | 16.5 | 2.5 | 8.6 | 8.6 | 7.3 | 95 | 69 | 91 | C 0 | S 2 | C 0 | 10² | 4 | 0 | — | ≡² 1 |
| 10 | 55.9 | 54.6 | 55.7 | 4.6 | 12.9 | 9.2 | 15.0 | 2.5 | 6.0 | 6.5 | 7.4 | 94 | 59 | 85 | C 0 | S 2 | C 0 | 8¹ | 9¹ | 10² | — | ⌓² am |
| 11 | 59.2 | 58.4 | 57.6 | 7.4 | 15.2 | 8.4 | 17.0 | 3.5 | 7.1 | 7.7 | 7.2 | 92 | 60 | 87 | C 0 | S 2 | C 0 | 2 | 6 | 0 | — | ⌓² am |
| 12 | 55.8 | 53.7 | 52.7 | 3.0 | 16.4 | 8.4 | 18.5 | 1.5 | 5.3 | 8.0 | 7.5 | 94 | 58 | 91 | C 0 | SSW 2 | C 0 | 7 | 5 | 0 | — | ⌓¹ am |
| 13 | 52.6 | 53.7 | 55.5 | 6.8 | 12.5 | 12.6 | 15.5 | 4.0 | 7.2 | 9.3 | 10.2 | 97 | 86 | 93 | C 0 | N 1 | N 1 | 10¹ | 10¹ | 10² | — | ● ch 7p30 |
| 14 | 58.8 | 56.5 | 55.0 | 10.6 | 17.2 | 12.4 | 19.5 | 9.5 | 9.1 | 8.8 | 8.3 | 95 | 60 | 77 | N 1 | N 1 | C 0 | 8² | 10² | 10² | 7.7 | |
| 15 | 49.7 | 47.6 | 47.1 | 11.8 | 13.7 | 11.6 | 15.0 | 10.5 | 8.3 | 10.2 | 9.7 | 80 | 87 | 95 | N 2 | N 4 | N 4 | 10² | 10² | 10² | — | ● 7p30-MN |
| 16 | 50.8 | 51.1 | 52.7 | 9.6 | 11.9 | 8.2 | 14.5 | 7.5 | 8.4 | 8.0 | 7.0 | 94 | 77 | 86 | N 1 | N 1 | N 1 | 9² | 9² | 10² | **63.2** | △ ch 0p20; ⌒ al SSE |
| 17 | 56.6 | 57.6 | 59.9 | 6.5 | 8.4 | 5.4 | 12.0 | 5.0 | 6.9 | 7.0 | 6.3 | 96 | 85 | 94 | N 2 | C 0 | C 0 | 10² | 10² | 0 | 37.7 | ● ch a interv [al |
| 18 | 60.3 | 60.7 | 60.7 | 2.3 | 11.2 | 4.4 | 14.0 | 1.5 | 5.1 | 6.4 | 5.9 | 95 | 65 | 94 | C 0 | C 0 | C 0 | 0 | 1 | 0 | 2.0 | ⌓² am |
| 19 | 58.0 | 55.4 | 53.1 | 5.0 | 10.2 | 9.4 | 12.5 | 2.5 | 6.0 | 7.2 | 7.3 | 91 | 78 | 83 | C 0 | C 0 | C 0 | 10² | 10² | 10² | — | ● gt 0p30, ● 5p30 |
| 20 | 55.4 | 55.5 | 58.7 | 8.2 | 12.5 | 9.8 | 14.0 | 2.5 | 7.9 | 8.6 | 8.0 | 97 | 79 | 88 | C 0 | NW 2 | N 1 | 10² | 10² | 4 | 5.7 | ●⁰ 4p |
| 21 | 59.5 | 58.0 | 56.7 | 3.2 | 14.8 | 8.6 | 16.5 | 2.5 | 5.6 | 7.5 | 7.6 | 97 | 59 | 91 | C 0 | S 1 | C 0 | 10² | 4¹ | 9 | 0.5 | ≡² 1 |
| 22 | 54.7 | **46.8** | 50.2 | 9.0 | 10.0 | 9.9 | 12.5 | 5.0 | 7.0 | 8.3 | 7.9 | 82 | 90 | 87 | N 4 | N 4 | WSW 1 | 10² | 10² | 9 | 3.2 | ● an |
| 23 | 53.2 | 53.2 | 56.0 | 4.4 | 12.0 | 6.8 | 14.5 | 3.5 | 6.1 | 6.2 | 6.1 | 97 | 59 | 83 | C 0 | C 0 | C 0 | 0 | 4 | 0 | 12.9 | |
| 24 | 62.3 | 63.1 | 63.3 | 2.6 | 12.0 | 4.8 | 13.5 | 1.0 | 5.3 | 5.4 | 5.5 | 95 | 52 | 85 | N 1 | S 2 | C 0 | 0 | 0 | 0 | — | ⌓² am |
| 25 | **63.6** | 60.0 | 59.5 | 2.0 | 12.5 | 5.0 | 14.0 | 0.0 | **4.6** | 5.9 | 5.6 | 87 | 54 | 86 | NW 1 | NW 1 | C 0 | 0 | 0 | 0 | — | ⌓² am |
| 26 | 57.9 | 55.5 | 55.7 | 2.3 | 14.0 | 6.8 | 16.0 | **-0.5** | 4.9 | 6.3 | 5.9 | 90 | 53 | 80 | C 0 | C 0 | C 0 | 2⁰ | 3¹ | 8 | — | ⌓² am |
| 27 | 54.5 | 53.5 | 53.7 | 3.6 | 15.4 | 7.2 | 17.0 | 2.0 | 5.7 | 8.8 | 7.2 | 95 | 67 | 95 | C 0 | S 1 | C 0 | 8¹ | 9¹ | 8¹ | — | |
| 28 | 53.6 | 51.9 | 51.2 | 4.8 | 9.2 | 6.6 | 11.0 | 2.0 | 6.1 | 8.2 | 7.0 | 94 | 94 | 96 | C 0 | C 0 | C 0 | 10² | 10¹ | 10² | — | ≡² 7a20, 4p30 y 9p |
| 29 | 50.6 | 50.2 | 50.3 | 3.6 | 13.8 | 10.2 | 15.0 | 3.0 | 5.7 | 8.6 | 8.0 | 97 | 73 | 86 | N 1 | N 2 | N 1 | 10² | 3¹ | 8 | — | ≡ 10p30; ≡² 1 |
| 30 | 52.4 | 51.4 | 52.8 | 12.9 | 16.6 | 12.9 | 20.5 | 9.0 | 8.2 | 9.4 | 9.6 | 74 | 67 | 86 | N 1 | NW 1 | C 0 | 8¹ | 9² | 5 | 0.0 | ● gt 6p |
| 31 | 54.5 | 55.6 | 58.2 | 10.5 | 12.4 | 10.4 | 15.5 | 8.3 | 8.8 | 10.0 | 9.2 | 93 | 95 | **98** | N 2 | N 1 | C 0 | 10¹ | 10² | 9 | 0.1 | ● 1p |
| Pro. Mit. | 55.2 | 54.2 | 54.7 | 7.3 | 13.8 | 9.5 | 16.0 | 4.7 | 7.2 | 8.4 | 7.9 | 93 | 72 | 88 | 0.6 | 1.0 | 0.3 | 7.3 | 7.0 | 6.0 | 204.7 | |

**PUNTA CARRANZA** (H = 30 m) **MAYO 1912** φ = 35° 36′ S λ = 72° 38′ $C_g$ =

| | | | | | | | | | | | | | | | | | | | | | | |
|---|---|---|---|---|---|---|---|---|---|---|---|---|---|---|---|---|---|---|---|---|---|---|
| 1 | 63.5 | 62.6 | 61.8 | 13.4 | 15.0 | 13.0 | 15.3 | 9.8 | 9.9 | 11.0 | 9.8 | 87 | 87 | 89 | S 2 | SW 3 | SSW 3 | 2⁰ | 3⁰ | 2⁰ | — | |
| 2 | 59.2 | 57.2 | 56.9 | 13.0 | 15.4 | 14.0 | 16.0 | 10.0 | 9.6 | 10.5 | 10.6 | 87 | 81 | 90 | S 2 | SW 5 | SW 5 | 2¹ | 4¹ | 5¹ | — | |
| 3 | 56.9 | 55.6 | 56.1 | 13.6 | 15.8 | 14.0 | **17.0** | 11.5 | 10.3 | **11.9** | 10.6 | 89 | 89 | 90 | S 3 | NW 1 | NE 2 | 10² | 10² | 10² | — | ●¹ 8p10-MN |
| 4 | 54.1 | 53.7 | 58.1 | 13.6 | 14.6 | 12.6 | 14.7 | 11.5 | 10.8 | 11.3 | 9.3 | 94 | 91 | 87 | SW 4 | WSW 2 | NE 2 | 10² | 6² | 4¹ | 2.2 | ●¹ MN-3a |
| 5 | 59.4 | 55.7 | 57.1 | 12.0 | 16.0 | 12.0 | 16.8 | 8.8 | 9.2 | 11.0 | 9.2 | 89 | 81 | 89 | SE 2 | SW 1 | SE 1 | 2⁰ | 2⁰ | 0 | — | ⌓ an |
| 6 | 55.2 | 54.3 | 53.6 | 10.4 | 15.0 | 13.0 | 15.2 | 8.0 | 8.7 | 9.7 | 9.8 | 93 | 76 | 89 | SE 1 | NE 2 | NE 5 | 8¹ | 9¹ | 10¹ | — | ⌓ an |
| 7 | 54.6 | 56.1 | 59.0 | 13.4 | 13.2 | 11.6 | 14.3 | 10.0 | 10.9 | 10.8 | 8.7 | 86 | 96 | 86 | W 5 | NE 2 | NE 2 | 10¹ | 10¹ | 0 | 17.5 | ●⁰ 2a30-0p55 |
| 8 | 59.5 | 59.2 | 59.9 | 11.2 | 15.8 | 10.4 | 16.0 | 8.5 | 8.7 | 10.8 | 7.7 | 88 | 81 | 82 | SE 2 | N 1 | SE 1 | 4⁰ | 6⁰ | 0 | 9.5 | ⌓ an |
| 9 | 60.8 | 60.5 | 60.9 | 11.6 | 13.8 | 12.0 | 14.8 | 7.0 | 8.2 | 8.6 | 8.0 | 80 | 73 | 76 | SE 2 | SW 2 | SSW 8 | 3⁰ | 3⁰ | 0 | — | ⌓ an; cu de cord 2 |
| 10 | 60.3 | 59.2 | 60.8 | 9.8 | 13.2 | 11.4 | 13.5 | 6.5 | 6.0 | 7.7 | 7.6 | 66 | 68 | 76 | S 8 | SW 4 | SSW 6 | 3⁰ | 3⁰ | 0 | — | |
| 11 | 63.7 | 63.0 | 62.4 | 10.2 | 14.4 | 12.2 | 16.7 | 6.0 | 7.6 | **11.9** | 8.8 | 82 | 98 | 84 | SE 2 | SW 4 | SSW 2 | 3⁰ | 10¹ | 0 | — | ⌓ an |
| 12 | 60.4 | 58.3 | 57.6 | 10.8 | 14.0 | 11.8 | 14.8 | 8.5 | 7.0 | 10.3 | 8.8 | 72 | 87 | 86 | S 2 | SW 3 | SW 5 | 4⁰ | 4⁰ | 0 | — | ⌓ 2 |
| 13 | 56.6 | 56.6 | 59.3 | 11.2 | 14.0 | 12.0 | 15.3 | 9.0 | 7.0 | 10.3 | 9.2 | 71 | 87 | 89 | ENE 2 | NE 2 | N 5 | 10¹ | 10⁰ | 10⁰ | — | ●⁰ 4p30-9p35 |
| 14 | 63.0 | 60.9 | 58.9 | 11.4 | 14.4 | 12.6 | 14.8 | 8.0 | 8.3 | 10.6 | 9.1 | 83 | 87 | 85 | ENE 2 | NE 3 | NE 6 | 4⁰ | 9¹ | 10² | 3.4 | ●⁰ ch |
| 15 | 53.0 | 51.9 | 51.1 | 13.2 | 13.0 | 13.0 | 14.0 | 11.5 | 11.0 | 10.6 | 10.4 | **98** | 96 | 94 | NNE 3 | NNE 3 | N 2 | 10² | 10² | 10² | 4.0 | ●² 7a-40 |
| 16 | 54.8 | 55.2 | 56.5 | 13.2 | 11.4 | 10.2 | 15.0 | 8.0 | 8.7 | 8.6 | 7.6 | 77 | 86 | 82 | W 3 | NW 2 | SW 2 | 2⁰ | 6¹ | 3⁰ | **59.5** | ●² 4a20-0p30; ⌒ 7a4 |
| 17 | 56.4 | 57.0 | 59.4 | 8.2 | 11.8 | 7.2 | 12.8 | 6.0 | 6.8 | 6.9 | 6.3 | 83 | 67 | 83 | E 2 | SW 2 | SE 2 | 9¹ | 4⁰ | 0 | 14.2 | |
| 18 | 65.3 | 65.2 | 65.0 | 7.0 | 11.0 | 7.4 | 12.8 | 4.0 | 6.0 | 7.1 | 6.2 | 79 | 73 | 80 | SE 2 | SW 2 | SE 2 | 0 | 0 | 0 | — | |
| 19 | 62.1 | 59.2 | 56.2 | 10.4 | 11.4 | 10.2 | 12.2 | 5.0 | 7.5 | 8.3 | 8.8 | 80 | 83 | 95 | NE 2 | NE 4 | NW 5 | 10¹ | 10¹ | 10⁰ | — | ●⁰ 3p25 |
| 20 | 58.9 | 60.3 | 63.0 | 11.0 | 14.0 | 12.4 | 14.3 | 7.0 | 8.6 | 8.0 | 10.2 | 87 | 67 | 95 | NE 6 | W 2 | SW 2 | 10¹ | 10¹ | 4⁰ | 5.4 | |
| 21 | 64.3 | 62.8 | 61.3 | 9.8 | 13.6 | 10.2 | 14.8 | 7.2 | 8.1 | 9.0 | 7.8 | 89 | 78 | 84 | SE 2 | SW 2 | ENE 1 | 5⁰ | 2⁰ | 10⁰ | — | ⌓ an |
| 22 | 52.0 | **49.9** | 53.9 | 10.4 | 12.2 | 10.4 | 14.0 | 7.5 | 9.2 | 10.3 | 8.7 | **98** | **98** | 93 | NE 7 | N 8 | SW 4 | 10² | 10² | 4⁰ | 17.5 | ●¹ 1a30 |
| 23 | 57.9 | 58.5 | 61.6 | 9.2 | 12.8 | 8.0 | 13.8 | 6.0 | 7.3 | 7.2 | 5.8 | 84 | 66 | 72 | S 3 | SW 2 | SE 2 | 4⁰ | 5¹ | 0 | — | ●² 4p35 |
| 24 | 66.4 | 67.7 | **69.1** | 7.0 | 11.6 | 8.0 | 12.3 | 4.5 | 5.5 | 7.2 | 4.9 | 74 | 71 | 62 | SE 2 | SW 2 | SE 2 | 0 | 0 | 0 | 24.5 | |
| 25 | 67.1 | 64.6 | 63.5 | 7.2 | 11.6 | 8.8 | 12.3 | **8.8** | 5.0 | 7.5 | **8.8** | 66 | 74 | 46 | SE 2 | SW 2 | SSE 3 | 0 | 4⁰ | 0 | — | |
| 26 | 61.9 | 60.1 | 59.7 | 8.8 | 13.6 | 10.8 | 13.7 | 4.5 | 4.5 | 7.5 | 6.3 | 53 | 64 | 65 | SSW 2 | SSW 3 | SSE 5 | 3⁰ | 5¹ | 5¹ | — | ▽ 9p |
| 27 | 58.7 | 57.9 | 57.8 | 11.8 | 14.0 | 11.8 | 14.6 | 7.8 | 8.1 | 10.0 | 9.1 | 78 | 85 | 88 | SSW 2 | SW 3 | E 2 | 8⁰ | 6⁰ | 6⁰ | — | ⌓ an |
| 28 | 57.6 | 56.3 | 53.5 | 11.2 | 12.6 | 11.0 | 13.0 | 7.0 | 9.4 | 10.3 | 8.3 | 95 | 96 | 85 | NE 1 | C 0 | NW 2 | 5¹ | 10² | 7¹ | — | ≡¹ 8a40-4p30; ⊕ 4p3 |
| 29 | 55.0 | 55.4 | 54.5 | 10.6 | 11.8 | 12.4 | 14.0 | 5.8 | 8.8 | 8.8 | 9.7 | 93 | 86 | 91 | NE 2 | NE 3 | N 4 | 10² | 10² | 10² | 0.0 | ● ch MN-2a |
| 30 | 57.2 | 56.4 | 57.1 | 13.0 | 13.8 | 13.2 | 14.0 | 5.8 | 9.3 | 10.2 | 10.2 | 85 | 87 | 91 | NE 7 | NE 3 | NE 3 | 10¹ | 10¹ | 10¹ | 0.6 | ● ch MN-4a |
| 31 | 59.2 | 59.7 | 61.5 | 13.0 | 14.0 | 13.4 | 14.5 | 10.0 | 8.6 | 9.9 | 10.7 | 77 | 87 | 94 | NE 4 | NE 3 | NE 2 | 10¹ | 9⁰ | 10¹ | 0.5 | ● ch MN-4a20 |
| Pro. Mit. | 59.2 | 58.7 | 58.9 | 11.0 | 13.5 | 11.3 | 14.4 | 7.6 | 8.2 | 9.5 | 8.5 | 83 | 82 | 84 | 2.9 | 2.6 | 3.1 | 5.8 | 6.5 | 4.5 | 158.8 | |

Barómetro reducido a 0°C y a gravedad normal.

Barometer reduciert auf 0°C und Normals

**A** (H = 100 m) **MAYO 1912** φ = 35° 25′ S λ = 71° 47′ W $h_a$ = 2.9 m

| ...a la ...mp. ...mp. ...reien | Velocidad del viento Windgeschwindigkeit | | | | | | | Nubes (clase y dirección) Wolken (Art und Richtung) | | | Agua caída Niederschlag | | | Evaporación Verdunstung | | | |
|---|---|---|---|---|---|---|---|---|---|---|---|---|---|---|---|---|---|
| | m/minuto | | | km | | | | | | | mm | | | mm | | | |
| Min. | 7a | 2p | 9p | 9p-7a | 7a-2p | 2p-9p | 7a-7a | k/1h | 7a | 2p | 9p | 7a | 2p | 9p | 7a | 2p | 9p | 7a-7a |
| 5.2 | | | | | | | | | a-cu S | | | | | | 0.1 | 0.5 | 0.4 | 1.2 |
| 4.5 | | | | | | | | | a-cu S | ci-cu NNW | ci-cu | | | | 0.2 | 0.4 | 0.7 | 1.1 |
| 9.0 | | | | | | | | | a-str S | a-str S | a-str | | | | 0.1 | 0.1 | 0.0 | 1.2 |
| 9.0 | | | | | | | | | cu-ni S | cu-ni SE | cu-ni | | | | 0.1 | 0.2 | 0.0 | 0.2 |
| 6.5 | | | | | | | | | | ci SE | ci-cu | | | | 0.0 | 0.2 | 0.1 | 0.2 |
| 4.5 | | | | | | | | | ci-cu W | fr-cu WNW | | | | | 0.1 | 0.2 | 0.6 | 0.4 |
| 4.0 | | | | | | | | | fr-ni N | fr-ni N | fr-ni | | | | 0.1 | 0.1 | 0.1 | 1.0 |
| 5.5 | | | | | | | | | a-str WNW | fr-cu S | fr-cu | | | | 0.0 | 0.0 | 0.0 | 0.2 |
| 1.5 | | | | | | | | | fr-cu SE | | | | | | 0.0 | 0.3 | 0.3 | **0.0** |
| 1.5 | | | | | | | | | a-str | a-str NW | a-str | | | | 0.2 | 0.4 | 0.5 | 0.8 |
| 2.5 | | | | | | | | | cu-ca SW | fr-cu W | | | | | 0.1 | 0.4 | 0.4 | 1.0 |
| 0.5 | | | | | | | | | fr-cu W | ci SSW | | | | | 0.1 | 0.4 | 0.6 | 0.9 |
| 4.0 | | | | | | | | | a-str N | a-str N | a-str | | | | 0.2 | 0.0 | 0.2 | 1.2 |
| 9.0 | 33 | 88 | 0 | 30.2 | 26.5 | 21.3 | | | str-cu N | str-cu NE | str-cu | | | | 0.3 | 0.5 | 0.6 | 0.5 |
| 9.0 | 138 | 286 | 298 | 58.1 | 91.2 | 37.7 | 105.9 | 4.4 | str-cu WNW | cu-ni S | cu-ni | | | | 0.2 | 0.5 | 0.0 | 1.3 |
| 5.5 | 48 | 40 | 42 | 3.3 | 44.2 | 33.7 | 132.2 | 5.5 | cu-ni N | cu-ni NW | cu-ni | | | | 0.0 | 0.0 | 0.4 | 0.5 |
| 3.5 | 77 | 0 | 0 | 45.9 | 38.2 | 14.3 | 123.8 | 5.2 | fr-ni NNW | fr-ni NW | | | | | 0.3 | 0.3 | 0.0 | 0.7 |
| 0.0 | 0 | 0 | 0 | 2.7 | 15.0 | 5.9 | 55.2 | 2.3 | a-cu N | ci B p | | | | | 0.2 | 0.2 | 0.2 | 0.5 |
| 1.5 | 0 | 0 | 0 | 2.8 | 15.6 | 32.2 | 23.7 | 1.0 | a-cu N | fr-cu N | fr-cu | | | | 0.0 | 0.1 | 0.1 | 0.4 |
| 1.5 | 0 | 121 | 48 | 27.3 | 31.4 | 23.1 | 75.1 | 3.1 | cu-ni N | cu-ni NW | cu-ni | | | | 0.2 | 0.3 | 0.4 | 0.4 |
| 1.5 | 0 | 27 | 0 | 5.7 | 8.2 | 2.7 | 60.2 | 2.5 | str | ci-cu SW | ci-cu | | | | 0.0 | 0.2 | 0.0 | 0.4 |
| 4.0 | 250 | 295 | 77 | 42.1 | 67.0 | 50.6 | 53.0 | 2.2 | cu-ni W | cu-ni N | cu-ni | | | | 0.0 | 0.0 | 0.5 | 0.2 |
| 2.0 | 0 | 0 | 0 | 6.8 | 2.3 | 13.8 | 124.4 | 5.2 | | fr cu W | | | | | 0.1 | 0.3 | 0.4 | 0.6 |
| 0.0 | 33 | 107 | 0 | 1.4 | 23.8 | 33.5 | 17.5 | 0.7 | | | | | | | 0.1 | 0.5 | 0.4 | 0.8 |
| -1.5 | 36 | 80 | 0 | 8.6 | 24.0 | 13.7 | 65.9 | 2.7 | | | | | | | 0.1 | 0.5 | 0.0 | 1.0 |
| -1.5 | 0 | 0 | 0 | 4.2 | 21.4 | 8.0 | 41.9 | 1.7 | ci SW | fr-cu S | fr-cu | | | | 0.1 | 0.2 | 0.3 | 0.6 |
| 1.5 | 0 | 81 | 0 | 3.1 | 14.8 | 5.3 | 32.5 | 1.4 | ci-cu NW | a-str SE | a-str | | | | 0.2 | 0.6 | 0.2 | 0.7 |
| 1.5 | 0 | 0 | 0 | 0.4 | 5.8 | 3.4 | 20.5 | 0.9 | | a-str S | a-str | | | | 0.0 | 0.1 | 0.0 | 0.8 |
| 2.5 | 28 | 121 | 45 | 8.2 | 8.7 | 48.2 | 17.4 | 0.7 | | ci-cu WNW | ci-cu | | | | 0.0 | 0.0 | 0.3 | 0.1 |
| 6.0 | 28 | 72 | 0 | 42.2 | 25.4 | 15.8 | 99.1 | 4.1 | a-cu N | cu-ni N | cu-ni | | | | 0.6 | 0.9 | 0.4 | 0.9 |
| 7.0 | 148 | 72 | 0 | 18.3 | 47.7 | 16.2 | 59.5 | 2.5 | a-cu N | cu-ni NW | cu-ni | | | | 0.5 | 0.5 | 0.2 | **1.4** |
| 3.6 | 45 | 77 | 28 | 17.3 | 25.1 | 21.1 | 65.2 | 2.7 | | | | | | | 4.3 | 8.9 | 8.3 | 21.2 |

**TA CARRANZA** (H = 30 m) **MAYO 1912** φ = 35° 36′ S λ = 72° 38′ S $h_a$ = 2 m

| | | | | | | | | | | | | | | | | | | |
|---|---|---|---|---|---|---|---|---|---|---|---|---|---|---|---|---|---|---|
| 166 | 250 | 333 | 425.0 | 30.0 | 175.0 | 830.0 | 34.6 | fr-cu | cu, ci | fr-ni | | | | | | | | |
| 183 | 400 | 500 | 285.0 | 450.0 | 160.0 | 490.0 | 20.4 | ci | ci | ci | | | | | | | | |
| 250 | 50 | 216 | 310.0 | 335.0 | 425.0 | 920.0 | 38.3 | ni | cu, str | ni | | | | | | | | |
| 383 | 150 | 166 | 150.0 | 180.0 | 250.0 | 910.0 | 37.9 | cu, ni | cu, ci | cu, ci | | | | | | | | |
| 116 | 50 | 100 | 315.0 | 335.0 | 375.0 | 745.0 | 31.0 | ci | ci | | | | | | | | | |
| 66 | 233 | 433 | 410.0 | 5.0 | 190 0 | 1120.0 | 46.7 | cu, str | cu, str | | | | | | | | | |
| 450 | 133 | 116 | 495.0 | 50.0 | 120.0 | 690.0 | 28.8 | cu, ni | cu, ni | | | | | | | | | |
| 150 | 67 | 50 | 210.0 | 240.0 | 260.0 | 380.0 | 15.8 | cu, str | cu, str | | | | | | | | | |
| 116 | 233 | 783 | 325.0 | 420.0 | 250.0 | 825.0 | 34.4 | cu, ci | cu | | | | | | | | | |
| **800** | 366 | 566 | 225.0 | 375.0 | 110.0 | 895.0 | 37.3 | str | str, ci | | | | | | | | | |
| 116 | 383 | 233 | 175.0 | 215.0 | 310.0 | 660.0 | 27.5 | ci | cu, str | | | | | | | | | |
| 200 | 319 | 400 | 425.0 | 55.0 | 225.0 | 950.0 | 39.6 | ci | ci-str | | | | | | | | | |
| 160 | 133 | 400 | 325.0 | 400.0 | 65.0 | 605.0 | 25.2 | str-cu | str-cu | cu, ni | | | | | | | | |
| 153 | 283 | 516 | 140.0 | 260.0 | 480.0 | 605.0 | 25.2 | cu, ci | cu, ni | cu, ni | | | | | | | | |
| 366 | 333 | 183 | 200.0 | 340.0 | 420.0 | 940.0 | 39.2 | cu, ni | cu, ni | ni | | | | | | | | |
| 233 | 150 | 183 | 55.0 | 120.0 | 200.0 | 815.0 | 34.0 | cu | cu, ni | cu | | | | | | | | |
| 133 | 100 | 133 | 275.0 | 320.0 | 375.0 | 595.0 | 24.8 | cu, ni, ci | cu | | | | | | | | | |
| 166 | 133 | 150 | 470.0 | 25.0 | 90.0 | **1165.0** | **48.5** | | | | | | | | | | | |
| 150 | 350 | 466 | 180.0 | 325.0 | 50.0 | 295.0 | 12.3 | cu, ni | cu, ni | cu, ni | | | | | | | | |
| 600 | 216 | 100 | 410.0 | 5.0 | 50.0 | 785.0 | 32.7 | cu, ni | cu, ni | cu, str | | | | | | | | |
| 116 | 116 | 83 | 115.0 | 155.0 | 180.0 | 170.0 | 7.1 | cu, ci | cu, ci | cu, str | | | | | | | | |
| 633 | 776 | 350 | 50.0 | 375.0 | 10.0 | 385.0 | 16.0 | ni | ni | ni | | | | | | | | |
| 300 | 150 | 233 | 190.0 | 250.0 | 350.0 | 575.0 | 24.0 | cu, ci | cu, ci | | | | | | | | | |
| 116 | 150 | 266 | 410.0 | 475.0 | 85.0 | 1010.0 | 42.1 | | | | | | | | | | | |
| 216 | 216 | 299 | 210.0 | 300.0 | 425.0 | 770.0 | 32.1 | | ci | | | | | | | | | |
| 166 | 250 | 466 | 25.0 | 130.0 | 325.0 | 750.0 | 31.2 | ci | ci-str | ci-str | | | | | | | | |
| 150 | 266 | 183 | 410.0 | 20.0 | 100.0 | 865.0 | 36.0 | str, ci | str, ci | str, ci | | | | | | | | |
| 83 | **18** | 233 | 150.0 | 155.0 | 255.0 | 270.0 | 11.2 | cu, ni | ni | ci-str | | | | | | | | |
| 116 | 233 | 350 | 325.0 | 450.0 | 100.0 | 735.0 | 30.6 | cu, ni | cu, ni | cu, ni | | | | | | | | |
| 633 | 266 | 316 | 475.0 | 90.0 | 220.0 | 1025.0 | 42.7 | cu, str | cu, ni | cu, ni | | | | | | | | |
| 350 | 300 | 233 | 425.0 | 50.0 | 150.0 | 735.0 | 30.6 | cu; str, ni | cu, str, ni | cu, ni | | | | | | | | |
| 253 | 228 | 292 | 277.1 | 223.7 | 218.7 | 726.1 | 30.3 | | | | | | | | | | | |

s observaciones se efectuaron según hora oficial de Chile (75° de long.)

Alle Beobachtungen nach chilenischer Einheitszeit (75° Länge).

**PUNTA TUMBES** (H = 90 m) **MAYO 1912** φ = 36° 36′ S λ = 73° 06′ W $C_g$ =

| Dia / Tag | Barómetro Barometer 700 mm + | | | Temperatura del aire Lufttemperatur C° | | | | | Humedad absoluta Absolute Feuchtigkeit mm | | | Humedad relativa Relative Feuchtigkeit % | | | Dirección y fuerza del viento Richtung und Stärke des Windes 0—12 B | | | Nebulosidad Bewölkung 0—10 | | | Agua caída Niederschlag mm | Notas Bemerkungen |
|---|---|---|---|---|---|---|---|---|---|---|---|---|---|---|---|---|---|---|---|---|---|---|
| | 7a | 2p | 9p | 7a | 2p | 9p | Max. | Min. | 7a | 2p | 9p | 7a | 2p | 9p | 7a | 2p | 9p | 7a | 2p | 9p | 7a-7a | |
| 1 | 59.0 | 58.5 | 54.7 | 12.5 | 13.5 | 12.8 | 15.6 | 11.0 | 10.1 | 10.9 | 10.6 | 94 | 95 | 97 | SW 1 | SW 2 | SW 2 | $6^1$ | $6^1$ | $2^2$ | — | |
| 2 | 55.5 | 52.7 | 52.6 | 12.0 | 13.8 | 13.6 | 15.6 | 10.2 | 9.7 | 11.5 | 11.3 | 94 | 98 | 98 | S 1 | SW 2 | SW 1 | $2^1$ | $2^1$ | $8^1$ | — | |
| 3 | 51.9 | 50.0 | 50.4 | 13.6 | 14.9 | 12.0 | 14.9 | 11.3 | 11.3 | **12.1** | 10.3 | 98 | 96 | 99 | SE 1 | N 1 | C 0 | $10^1$ | $10^2$ | $10^2$ | — | ● 5p30-MN |
| 4 | 48.5 | 49.2 | 52.6 | 11.5 | 13.0 | 12.0 | 15.7 | 10.0 | 9.5 | 11.0 | 10.3 | 95 | 99 | 99 | SW 1 | C 0 | C 0 | $10^1$ | $10^2$ | $10^2$ | 12.0 | ● MN-4a, 2p30-9p |
| 5 | 54.3 | 53.6 | 52.3 | 12.0 | 16.0 | 12.3 | 16.7 | 11.0 | 10.1 | 11.7 | 10.1 | 97 | 86 | 96 | C 0 | C 0 | C 0 | $2^2$ | $6^2$ | $2^1$ | 7.4 | ● 2a-4a |
| 6 | 48.5 | 47.9 | 47.9 | 12.7 | 13.5 | 13.4 | 15.2 | 10.2 | 10.0 | 10.9 | 10.7 | 92 | 95 | 94 | SW 3 | N 3 | N 3 | $9^1$ | $10^1$ | $10^2$ | — | ● 4p20-9p |
| 7 | 47.7 | 50.7 | 53.9 | 13.0 | 14.6 | 12.0 | 14.8 | 11.2 | 10.9 | 10.7 | 9.9 | 98 | 87 | 96 | SW 3 | SW 2 | C 0 | $10^2$ | $6^2$ | $4^1$ | **16.0** | ● 7a-10a30 |
| 8 | 53.9 | 54.1 | 55.7 | 11.7 | 16.0 | 12.0 | 16.1 | 10.0 | 9.4 | 11.7 | 10.1 | 93 | 86 | 97 | NE 3 | NW 2 | NW 2 | $8^2$ | $10^2$ | $9^2$ | 0.0 | ● 2a-45-4a,7a-11p |
| 9 | 56.3 | 56.6 | 57.1 | 10.0 | 14.0 | 10.0 | 14.6 | 9.0 | 8.9 | 10.2 | 8.4 | 98 | 86 | 92 | S 2 | SW 2 | SW 1 | $2^0$ | 0 | 0 | 2.5 | |
| 10 | 56.5 | 55.4 | 56.7 | 11.0 | 13.9 | 11.7 | 14.7 | 8.0 | 8.0 | 8.7 | 7.8 | 81 | 73 | 76 | S 1 | SW 2 | C 0 | 0 | $2^0$ | $6^0$ | — | |
| 11 | 58.8 | 59.0 | 57.7 | 12.2 | 13.6 | 11.3 | 14.3 | 9.4 | 9.1 | 10.3 | 8.4 | 87 | 89 | 84 | S 1 | S 2 | SW 2 | $2^0$ | $6^0$ | 0 | — | |
| 12 | 56.7 | 54.6 | 53.5 | 11.5 | 14.0 | 11.1 | 14.3 | 4.3 | 8.3 | 10.3 | 7.7 | 82 | 87 | 78 | SW 1 | SW 2 | SE 2 | $2^0$ | $4^0$ | 0 | — | |
| 13 | 51.2 | 52.0 | 53.7 | 9.9 | 14.9 | 12.5 | 14.9 | 8.9 | 7.7 | 8.7 | 8.9 | 84 | **69** | 83 | SW 1 | S 2 | NW 2 | $8^1$ | $2^0$ | $2^1$ | — | |
| 14 | 56.9 | 54.7 | 52.8 | 12.5 | 13.0 | 13.0 | 14.0 | 10.0 | 9.8 | 10.6 | 10.2 | 91 | 96 | 93 | N 3 | N 3 | N 4 | $10^2$ | $10^2$ | $10^2$ | — | ●[1] a interv,7p30 |
| 15 | 46.5 | 45.4 | 45.7 | 13.0 | 12.9 | 12.0 | 14.5 | 10.3 | 11.2 | 10.8 | 9.8 | 00 | 98 | 95 | NW 5 | W 3 | NW 5 | $10^2$ | $10^2$ | $10^2$ | 0.0 | ● ch I y II |
| 16 | 49.1 | 50.2 | 52.0 | 10.0 | 10.0 | 7.5 | 13.0 | 7.5 | 8.6 | 8.4 | 6.4 | 94 | 92 | 83 | S 2 | WNW 3 | N 2 | $4^2$ | $10^2$ | $10^1$ | 8.0 | ● ch I y II |
| 17 | 56.4 | 57.7 | 60.5 | 6.0 | 10.5 | 7.7 | 10.5 | **3.3** | 6.3 | 7.3 | 5.9 | 90 | 76 | 75 | W 2 | S 2 | C 2 | $2^2$ | $4^2$ | 0 | 4.0 | |
| 18 | 61.3 | 60.6 | 60.2 | 7.0 | 10.2 | 9.7 | 10.5 | **3.3** | 6.0 | 7.4 | 6.4 | 79 | 79 | 71 | SE 1 | SE 3 | SW 1 | $1^1$ | $8^1$ | $9^0$ | — | |
| 19 | 55.8 | 52.3 | 51.1 | 10.0 | 10.6 | 10.0 | 12.3 | 7.5 | 8.9 | 9.3 | 8.3 | 98 | 98 | 91 | NE 5 | N 7 | N 8 | $10^2$ | $10^2$ | $10^2$ | 0.0 | ● 2a-8a,2p-4p30 |
| 20 | 53.3 | 54.8 | 58.2 | 11.5 | 12.0 | 10.6 | 14.2 | 6.8 | 9.1 | 9.8 | 9.0 | 91 | 95 | 95 | SW 2 | W 2 | SW 3 | $6^2$ | $9^2$ | 0 | 0.0 | |
| 21 | 59.4 | 57.8 | 56.3 | 9.0 | 11.7 | 11.2 | 13.4 | 7.9 | 8.1 | 8.3 | 9.2 | 95 | 84 | 93 | SE 3 | NE 2 | SW 1 | $6^1$ | $9^1$ | $6^1$ | 0.0 | ●[1] 8p-MN; ⊅ |
| 22 | 46.1 | **44.5** | 49.1 | 10.0 | 10.4 | 10.0 | 13.3 | 7.7 | 9.2 | 8.9 | 7.8 | 00 | 95 | 86 | N 9 | SW 4 | SW 3 | $10^2$ | $6^2$ | 0 | 0.0 | ●[1] MD-3p |
| 23 | 52.6 | 54.5 | 57.5 | 7.5 | 11.7 | 8.3 | 11.8 | 6.9 | 6.4 | 7.4 | 6.6 | 83 | 73 | 81 | S 1 | SW 1 | SW 1 | $6^1$ | $4^1$ | $2^1$ | 0.0 | ●[1] 2a-2a30 |
| 24 | 61.6 | 59.3 | **66.1** | 6.0 | 11.8 | 7.0 | 12.0 | 5.0 | 5.9 | 6.9 | 5.6 | 85 | 67 | 75 | S 3 | SE 2 | SE 3 | $1^1$ | 0 | 0 | — | ⊅ |
| 25 | 63.7 | 61.4 | 60.1 | 5.3 | 10.0 | 8.9 | 10.3 | 4.5 | **5.2** | 7.5 | 6.7 | 78 | 82 | 78 | E 3 | SW 3 | SW 3 | 0 | 0 | 0 | — | |
| 26 | 58.4 | 56.0 | 56.9 | 10.0 | 13.0 | 10.9 | 13.5 | 6.7 | 7.6 | 10.1 | 9.7 | 83 | 91 | 00 | SE 2 | SW 1 | SW 2 | $1^1$ | $1^1$ | 0 | — | |
| 27 | 55.0 | 53.4 | 53.9 | 12.5 | 12.8 | 12.0 | 13.3 | 10.0 | 9.5 | 10.2 | 10.1 | 89 | 94 | 97 | SE 2 | SW 3 | SW 2 | $8^1$ | $8^1$ | 0 | — | ⊍ 9p |
| 28 | 53.2 | 51.6 | 50.9 | 11.3 | 15.0 | 15.0 | **17.0** | 9.5 | 8.4 | 12.0 | **12.1** | 84 | 94 | 96 | SE 1 | SW 1 | SE 1 | $1^1$ | $4^1$ | $5^1$ | — | ⊍ 9p |
| 29 | 50.3 | 50.1 | 49.2 | 10.4 | 12.0 | 11.2 | 15.4 | 9.0 | 9.2 | 9.7 | 9.2 | 98 | 94 | 93 | N 4 | N 5 | N 6 | $10^2$ | $10^2$ | $10^2$ | — | △[1] 8p45; ≡[1]5a30-8a50 |
| 30 | 50.9 | 51.0 | 52.3 | 12.0 | 12.8 | 12.8 | 13.2 | 10.0 | 10.5 | 10.8 | 10.8 | 00 | 98 | 98 | NE 7 | NNE 6 | NW 2 | $10^2$ | $10^2$ | 0 | 0.0 | ●[1] 5a-9a |
| 31 | 53.4 | 55.0 | 57.8 | 12.6 | 13.8 | 12.4 | 13.8 | 10.0 | 10.1 | 10.9 | 10.2 | 93 | 94 | 95 | NE 4 | NNE 4 | NE 4 | $10^1$ | $8^2$ | $8^1$ | 0.0 | ● ch 5a30-MD |
| Pro. Mit. | 54.3 | 53.7 | 54.5 | 10.7 | 12.9 | 11.2 | 14.0 | 8.4 | 8.8 | 9.8 | 9.0 | 91 | 89 | 90 | 2.5 | 2.5 | 2.1 | 5.7 | 6.3 | 4.6 | 49.9 | |

**CONCEPCION** (H = 15 m) **MAYO 1912** φ = 36° 50′ S λ = 73° 03′ W $C_g$ = –

| | | | | | | | | | | | | | | | | | | | | | | |
|---|---|---|---|---|---|---|---|---|---|---|---|---|---|---|---|---|---|---|---|---|---|---|
| 1 | 66.8 | 65.6 | 65.2 | 16.6 | 17.2 | 14.2 | 17.8 | 10.5 | 8.7 | 11.6 | 11.1 | 61 | 79 | 92 | S 1 | S 4 | S 0 | 10 | 3 | 0 | 2.0 | |
| 2 | 62.9 | 60.1 | 59.4 | 8.0 | 19.0 | 14.4 | 20.0 | 7.3 | 7.5 | **12.1** | 11.5 | 94 | 74 | 94 | C 0 | NW 3 | C 0 | 8 | 9 | 1 | — | ⊅ am |
| 3 | 58.7 | 58.3 | 58.2 | 13.8 | 14.2 | 12.5 | 15.6 | 12.0 | 11.3 | 11.6 | 10.5 | 96 | 96 | **97** | N 2 | N 4 | N 1 | 8 | 10 | 10 | 0.4 | ≡ 7a-11a. ●[1] a interv |
| 4 | 56.7 | 56.7 | 60.8 | 11.4 | 15.4 | 12.0 | 16.0 | 10.5 | 9.4 | 10.0 | 8.9 | 93 | 76 | 86 | C 0 | N 2 | C 0 | 10 | 10 | 10 | 18.0 | ● a interv 7a-10a20 |
| 5 | 61.2 | 61.0 | 60.1 | 11.4 | 18.0 | 11.0 | 18.4 | 10.0 | 9.6 | 10.7 | 8.9 | 95 | 70 | 91 | S 1 | NW 3 | N 1 | 10 | 8 | 0 | 1.5 | |
| 6 | 56.8 | 55.9 | 55.2 | 11.8 | 14.6 | 13.4 | 15.3 | 9.0 | 9.6 | 10.1 | 10.5 | 93 | 82 | 91 | N 1 | N 3 | N 4 | 10 | 10 | 10 | 0.0 | ≡ 3a, ●[0] en el dia y |
| 7 | 54.9 | 57.9 | 60.3 | 13.0 | 15.6 | 10.0 | 16.5 | 9.8 | 10.2 | 9.2 | 8.1 | 91 | 69 | 88 | N 1 | NW 3 | C 0 | 10 | 8 | 10 | 36.0 | [la |
| 8 | 61.4 | 61.5 | 62.4 | 10.2 | 16.4 | 11.6 | 16.4 | 10.2 | 8.0 | 9.5 | 9.5 | 86 | 68 | 93 | C 0 | N 2 | C 0 | 8 | 8 | 10 | 3.9 | ●[1] 5a10-7a50, 5p |
| 9 | 63.4 | 62.9 | 63.7 | 8.6 | 16.0 | 8.4 | 16.8 | 8.0 | 7.7 | 8.7 | 7.1 | 92 | 64 | 86 | S 1 | SW 4 | C 0 | 1 | 8 | 0 | 3.6 | ● an |
| 10 | 63.7 | 62.4 | 63.0 | 3.4 | 15.8 | 10.8 | 15.8 | 3.1 | 5.5 | 7.4 | 7.5 | 94 | 55 | 77 | S 1 | S 2 | C 0 | 4 | 5 | 0 | — | ⊅ am |
| 11 | 65.6 | 64.9 | 64.9 | 7.6 | 16.4 | 9.3 | 17.5 | 6.4 | 7.2 | 9.2 | 8.4 | 92 | 66 | 96 | SW 1 | SW 4 | S 1 | 8 | 8 | 0 | — | |
| 12 | 63.4 | 60.1 | 59.7 | 11.2 | 18.0 | 8.0 | 19.5 | 6.5 | 6.6 | 8.9 | 7.2 | 67 | 58 | 90 | S 1 | SW 2 | C 0 | 3 | 4 | 0 | — | ⊅ |
| 13 | 58.5 | 57.7 | 59.0 | 7.4 | 16.2 | 12.0 | 17.8 | 6.4 | 6.9 | 8.4 | 9.3 | 89 | 61 | 89 | N 1 | NW 4 | NW 1 | 10 | 8 | 10 | — | ●[0] 8p30 |
| 14 | 62.9 | 60.2 | 57.6 | 11.0 | 13.6 | 12.6 | 15.2 | 10.0 | 8.9 | 9.4 | 10.2 | 91 | 81 | 93 | N 1 | N 3 | N 3 | 10 | 10 | 10 | 2.2 | ●[1] 9p-MN |
| 15 | 52.8 | 52.6 | 52.9 | 13.0 | 13.2 | 11.0 | 16.0 | 10.2 | 10.5 | 9.6 | 8.7 | 94 | 85 | 88 | C 0 | NW 2 | C 0 | 10 | 10 | 10 | 32.8 | ●[1] a interv MN-MN |
| 16 | 57.0 | 57.2 | 58.2 | 6.6 | 11.6 | 7.4 | 15.0 | 6.0 | 6.7 | 7.3 | 7.3 | 92 | 71 | 95 | C 0 | NW 3 | SW 1 | 4 | 10 | 10 | 5.9 | ●[1] MN-3a, 5p |
| 17 | 62.8 | 59.1 | 61.8 | 4.0 | 12.4 | 5.0 | 13.5 | 3.5 | 5.6 | 6.7 | 6.1 | 92 | 62 | 93 | C 0 | S 4 | C 0 | 3 | 8 | 0 | 3.0 | |
| 18 | 67.9 | 66.8 | 66.6 | 1.6 | 11.2 | 11.0 | 12.5 | 1.5 | 5.0 | 5.4 | 8.9 | 96 | 54 | 91 | C 0 | SW 4 | S 1 | 0 | 2 | 0 | — | ⌙ an |
| 19 | 62.7 | 58.7 | 58.0 | 9.0 | 11.0 | 9.0 | 11.5 | 8.4 | 7.9 | 8.0 | 7.3 | 93 | 82 | 85 | N 1 | N 4 | N 2 | 10 | 10 | 10 | 3.6 | ●[1] 6a-7a20, 10a15-2p |
| 20 | 59.6 | 61.0 | 64.3 | 9.0 | 13.0 | 8.2 | **23.8** | 8.0 | 8.2 | 9.3 | 7.5 | 95 | 83 | 92 | N 1 | SW 2 | C 0 | 10 | 10 | 10 | 14.0 | ● 11p-MN |
| 21 | 66.4 | 64.0 | 62.2 | 7.6 | 13.8 | 9.8 | 15.8 | 5.2 | 7.2 | 7.3 | 8.2 | 92 | 62 | 90 | C 0 | S 2 | S 1 | 10 | 5 | 10 | 1.4 | ● 10p-MN |
| 22 | 52.8 | **51.0** | 55.6 | 11.0 | 12.4 | 9.6 | 14.2 | 9.2 | 9.2 | 9.3 | 6.8 | 94 | 87 | 76 | N 3 | NW 4 | S 1 | 10 | 10 | 10 | **36.8** | ● MN-2p |
| 23 | 59.8 | 60.5 | 63.2 | 3.0 | 12.4 | 5.4 | 13.8 | 3.0 | 5.3 | 6.0 | 5.6 | 94 | 56 | 83 | C 0 | NW 1 | S 1 | 8 | 5 | 2 | 18.7 | ⌙ an |
| 24 | 68.6 | 70.2 | **71.9** | 1.1 | 13.0 | 7.2 | 14.5 | 0.5 | 4.7 | 5.7 | 7.0 | 95 | **51** | 92 | C 0 | S 3 | S 1 | 0 | 0 | 0 | — | ⌙ an |
| 25 | 64.2 | 67.2 | 67.3 | 0.8 | 13.8 | 4.2 | 14.8 | 0.9 | **4.5** | 6.2 | 5.6 | 93 | 52 | 91 | C 0 | S 3 | C 0 | 0 | 0 | 0 | — | ⌙ an |
| 26 | 65.1 | 62.7 | 63.3 | 1.0 | 15.2 | 6.0 | 16.4 | **0.2** | 4.6 | 6.8 | 6.6 | 93 | 53 | 94 | C 0 | S 2 | S 1 | 5 | 4 | 0 | — | ⌙ an |
| 27 | 62.1 | 59.3 | 59.8 | 9.4 | 16.4 | 6.8 | 17.0 | 5.0 | 8.0 | 9.7 | 7.0 | 90 | 70 | 95 | C 0 | S 2 | S 1 | 8 | 8 | 6 | — | |
| 28 | 59.4 | 57.3 | 57.9 | 2.8 | 19.4 | 9.8 | 20.5 | 2.5 | 5.2 | 8.6 | 7.8 | 94 | **51** | 86 | C 0 | S 4 | C 0 | 3 | 0 | 0 | — | ⌙ an |
| 29 | 57.3 | 56.4 | 55.9 | 6.6 | 13.8 | 11.3 | 15.6 | 16.2 | 5.7 | 9.3 | 8.5 | 79 | 79 | 85 | NW 1 | N 3 | N 1 | 6 | 10 | 10 | — | ●[1] 9p-MN |
| 30 | 57.5 | 57.4 | 58.0 | 12.0 | 14.2 | 12.7 | 14.4 | 10.2 | 8.6 | 10.8 | 10.1 | 82 | 90 | 92 | C 0 | N 3 | C 0 | 10 | 10 | 10 | 9.4 | ●[0] 7a30-8a15 |
| 31 | 60.0 | 60.9 | 63.4 | 12.6 | 15.0 | 11.6 | 15.8 | 11.4 | 9.0 | 10.4 | 9.5 | 83 | 82 | 93 | N 1 | N 3 | N 1 | 10 | 6 | 10 | 1.2 | ●[0] 0p20-1p30 |
| Pro. Mit. | 61.1 | 60.2 | 61.0 | 8.3 | 14.8 | 9.9 | 16.2 | 6.8 | 7.5 | 8.8 | 8.3 | 90 | 70 | 90 | 0.6 | 3.0 | 0.7 | 7.0 | 7.0 | 5.5 | 194.4 | |

Barómetro reducido a 0°C y a gravedad normal.

Barometer reduciert auf 0°C und Normal

## A TUMBES (H = 90 m) — MAYO 1912 — φ = 36° 36′ S — λ = 73° 06′ W — $h_a$ = —

| a la mp. pp. eien | Velocidad del viento (Windgeschwindigkeit) m/minuto | | | km | | | | | Nubes (clase y dirección) (Wolken (Art und Richtung)) | | | Agua caída (Niederschlag) mm | | | Evaporación (Verdunstung) mm | | | |
|---|---|---|---|---|---|---|---|---|---|---|---|---|---|---|---|---|---|---|
| Min. | 7a | 2p | 9p | 9p-7a | 7a-2p | 2p-9p | 7a-7a | k/1h | 7a | 2p | 9p | 7a | 2p | 9p | 7a | 2p | 9p | 7a-7a |
| | | | | | | | | | fr-str | fr-str | ci-cu | — | — | — | | | | |
| | | | | | | | | | ci-cu | ci-cu | fr-cu | — | — | — | | | | |
| | | | | | | | | | str | str | ni | — | — | 6.0 | | | | |
| | | | | | | | | | a-str | fr-ni | ni | 6.0 | — | 2.9 | | | | |
| | | | | | | | | | cu | ci-cu | ci | 4.5 | — | — | | | | |
| | | | | | | | | | fr-ni | fr-ni | ni | — | — | 10.0 | | | | |
| | | | | | | | | | ni | ni | ci-cu | 6.0 | 0.0 | — | | | | |
| | | | | | | | | | ni | ni | | 0.0 | 0.0 | 2.5 | | | | |
| | | | | | | | | | ci | | | — | — | — | | | | |
| | | | | | | | | | | ci | ci | — | — | — | | | | |
| | | | | | | | | | ci | ci | | — | — | — | | | | |
| | | | | | | | | | ci | ci | | — | — | — | | | | |
| | | | | | | | | | ci-str | ci | ci-str | — | — | — | | | | |
| | | | | | | | | | ni | ni | ni | — | — | — | | | | |
| | | | | | | | | | ni | ni | ni | 0.0 | 0.0 | 8.0 | | | | |
| | | | | | | | | | cu | ni WNW | ni N | 0.0 | 0.0 | 4.0 | | | | |
| | | | | | | | | | cu-ni | cu-ni, ni WNW | ni N | — | — | — | | | | |
| | | | | | | | | | fr-cu | a-str SW | ci N | — | — | — | | | | |
| | | | | | | | | | ni NE | ni N | ni N | ? | ? | ? | | | | |
| | | | | | | | | | cu-ni | cu-ni | | — | — | — | | | | |
| | | | | | | | | | fr-str | fr-str | fr-str | — | — | ? | | | | |
| | | | | | | | | | ni | ni | | ? | ? | ? | | | | |
| | | | | | | | | | ci | ci | ci | ? | — | — | | | | |
| | | | | | | | | | cu | | | — | — | — | | | | |
| | | | | | | | | | | | | — | — | — | | | | |
| | | | | | | | | | ci | ci | | — | — | — | | | | |
| | | | | | | | | | | a-str | | — | — | — | | | | |
| | | | | | | | | | | | | — | — | — | | | | |
| | | | | | | | | | str N | a-str | ni W | — | — | — | | | | |
| | | | | | | | | | ni N | ni N | | ? | ? | — | | | | |
| | | | | | | | | | | fr-ni N | fr-str N, ci | ? | ? | — | | | | |
| | | | | | | | | | | | | *16.5* | *0.0* | *33.4* | | | | |

## CEPCION (H = 15 m) — MAYO 1912 — φ = 36° 50′ S — λ = 73° 03′ W — $h_a$ = 15 m

| | | | | | | | | | | | | | | | | | | |
|---|---|---|---|---|---|---|---|---|---|---|---|---|---|---|---|---|---|---|
| 75 | 250 | 0 | 4.2 | 99.2 | 78.2 | **41.4** | **1.7** | str | str | | 2.0 | — | — | 0.0 | 0.5 | 0.6 | **2.9** |
| 0 | 230 | 25 | 7.5 | 55.4 | 29.3 | 184.9 | 7.7 | str-cu | str | str | — | — | — | 0.1 | 0.7 | 0·6 | 1.2 |
| 95 | 275 | 30 | 9.0 | 70.2 | 46.0 | 93.7 | 3.9 | ni | ni | ni | 0.4 | 4.0 | 12.2 | 0.0 | 0.1 | 0.0 | 1.3 |
| 0 | 150 | 0 | 12.6 | 35.6 | 38.0 | 128.8 | 5.4 | ni | ni | ni | 1.8 | 1.5 | — | 0.0 | 0.4 | 0.2 | **0.1** |
| 70 | 200 | 35 | 40.2 | 21.9 | 42.8 | 113.8 | 4.7 | str-cu | str-cu | | — | — | — | 0.0 | 0.9 | 0.5 | 0.6 |
| 35 | 215 | 270 | 5.0 | 52.6 | 96.8 | 69.7 | 2.9 | ni | ni | ni | 0.0 | — | 0.2 | 0.0 | 0.7 | 0.0 | 1.4 |
| 30 | 180 | 20 | 20.0 | 54.8 | 38.8 | 169.4 | 7.1 | ni | ni | fr-cu | 35.8 | 1.0 | — | 0.0 | 0.4 | 0.4 | 0.7 |
| 25 | 95 | 0 | 9.8 | 33.8 | 55.4 | 103.4 | 4.3 | ni | ni | ni | 2.9 | — | 2.3 | 0.0 | 0.6 | 0.0 | 0.8 |
| 45 | 240 | 0 | 29.1 | 23.2 | 25.8 | 118.3 | 4.9 | str-cu | str | | 1.3 | — | — | 0.0 | 0.9 | 0.3 | 0.6 |
| 75 | 120 | 0 | 4.6 | 29.1 | 43.2 | 153.6 | 2.2 | a-str | ci-str | | -- | — | — | 0.1 | 1.0 | 0.3 | 1.3 |
| 30 | 270 | 70 | 27.2 | 19.2 | 39.6 | 99.5 | 4.1 | ci-str | a-str | | — | — | — | 0.1 | 1.0 | 0.4 | 1.4 |
| 100 | 120 | 0 | 57.9 | 58.8 | 53.4 | 116.7 | 4.9 | ci-str | a-str | | — | — | — | 0.1 | 1.9 | 0.7 | 1.5 |
| 70 | 270 | 35 | 20.6 | 64.5 | 25.4 | 132.8 | 5.5 | ni | ni | ni | — | — | — | 0.1 | 1.0 | 0.3 | 2.7 |
| 75 | 180 | 200 | 21.6 | 63.6 | 115.6 | 111.5 | 4.6 | ni | ni | ni | 2.2 | — | — | 0.1 | 1.2 | 0.4 | 1.4 |
| 25 | 160 | 0 | 21.4 | 47.4 | 112.5 | 200.6 | 8.4 | ni | ni | ni | 32.8 | 1.2 | 2.3 | 0.0 | 0.1 | 0.0 | 1.6 |
| 0 | 210 | 60 | 14.2 | 80.6 | 77.4 | 174.1 | 7.3 | ni | ni | ni | 2.4 | — | 3.0 | 0.0 | 0.6 | 0.2 | **0.1** |
| 0 | 270 | 0 | 28.4 | 41.4 | 73.6 | 186.4 | 7.8 | str | str | | — | — | — | 0.1 | 0.8 | 0.1 | 0.9 |
| 0 | 250 | 60 | 9.1 | 116.4 | 118.2 | 124.1 | 5.2 | | str | | — | — | — | 0.1 | 0.8 | 0.4 | 1.0 |
| 90 | **300** | 100 | 22.4 | 99.4 | 85.6 | **257.0** | **10.7** | ni | ni | ni | 3.6 | 2.2 | — | 0.0 | 0.3 | 0.2 | 1.2 |
| 30 | 170 | 25 | 32.6 | 33.4 | 78.6 | 217.6 | 9.1 | ni | ni | ni | 11.8 | 1.4 | — | 0.0 | 0.2 | 0.3 | 0.5 |
| 0 | 170 | 30 | 18.5 | 37.0 | 70.0 | 130.5 | 5.4 | ni | ni | ni | — | — | — | 0.0 | 0.6 | 0.1 | 0.5 |
| 200 | 250 | 75 | 7.9 | 60.4 | 54.0 | 114.9 | 4.8 | ni | ni | str-cu | 36.8 | 18.7 | — | 0.0 | 0.0 | 0.1 | 0.7 |
| 0 | 90 | 55 | 7.6 | 66.6 | 31.7 | 122.0 | 5.1 | ci-cu | ci-cu | str-cu | — | — | — | 0.0 | 0.5 | 0.5 | **0.1** |
| 0 | 200 | 50 | 11.5 | 68.2 | 45.3 | 109.8 | 4.6 | | | | — | — | — | 0·1 | 0.7 | 0.6 | 1.1 |
| 0 | 190 | 0 | 9.1 | 62.0 | 104.1 | 122.6 | 5.1 | | | | -- | — | — | 0.1 | 0.6 | 0.4 | 1.4 |
| 0 | 95 | 80 | 4.7 | 67.8 | 40.7 | 170.8 | 7.1 | a-str | a-str | | — | — | — | 0.1 | 0.8 | 0.5 | 1.1 |
| 0 | 95 | 30 | 11.7 | 26.7 | 28.0 | 120.2 | 5.0 | a-str | ci-str | ci-str | — | — | — | 0.1 | 0.4 | 0.3 | 1.4 |
| 0 | 250 | 0 | 12.2 | 60.6 | 149.6 | 66.9 | 2.8 | ci-str | | | — | — | — | 0.1 | 1.4 | 0.7 | 0.8 |
| 30 | 200 | 75 | 10.0 | 90.4 | 42.6 | 220.2 | 9.2 | a-str | cu-ni | ni | — | — | — | 0.1 | 0.5 | 0.6 | 2.2 |
| 20 | 260 | 0 | 34.0 | 36.7 | 63.3 | 167.0 | 6.9 | ni | ni | fr-ni | 9.4 | 1.2 | — | 0.0 | 0.1 | 0.8 | 1.1 |
| 45 | 180 | 75 | 11.5 | 55.2 | 48.2 | 111.5 | 4.6 | ni | ni | ni | — | 3.6 | — | 0.1 | 1.0 | 0.3 | 1.0 |
| 38 | 197 | 45 | 17.3 | 55.9 | 63.0 | 134.0 | 5.6 | | | | 143.2 | 34.8 | 20.0 | 1.5 | 20.7 | 10.8 | 34.6 |

Observaciones se efectuaron según hora oficial de Chile (75° de long.) — Alle Beobachtungen nach chilenischer Einheitszeit (75° Länge).

Punta Tumbes se quebró la probeta del pluviómetro el día 19. Los valores 0.0 desde esa fecha de la pájina anterior corresponde a ?

**CONTULMO** (H = 50 m) **MAYO 1912** φ = 38° 02′ S λ = 73° 12′ W $C_g$ = –

| Dia Tag | Barómetro Barometer 700 mm + | | | Temperatura del aire Lufttemperatur C° | | | | | Humedad absoluta Absolute Feuchtigkeit mm | | | Humedad relativa Relative Feuchtigkeit % | | | Dirección y fuerza del viento Richtung und Stärke des Windes 0—12 B | | | | | | Nebulosidad Bewölkung 0—10 | | | Agua caída Niederschlag mm | Notas Bemerkungen |
|---|---|---|---|---|---|---|---|---|---|---|---|---|---|---|---|---|---|---|---|---|---|---|---|---|
| | 7a | 2p | 9p | 7a | 2p | 9p | Max. | Min. | 7a | 2p | 9p | 7a | 2p | 9p | 7a | | 2p | | 9p | | 7a | 2p | 9p | 7a-7a | |
| 1 | 64.8 | 63.8 | 64.1 | 12.2 | 20.9 | 8.8 | | | 10.3 | 11.7 | 8.2 | 98 | 65 | 98 | SW | 1 | SW | 2 | S | 2 | 10 | 4 | 0 | 8.6 | [1] MN-4a20 |
| 2 | 61.5 | 59.0 | 57.8 | 9.4 | 17.6 | 14.1 | | | 8.3 | **12.9** | 11.2 | 95 | 86 | 94 | S | 1 | W | 3 | W | 1 | 10 | 10 | 10 | — | 3p-MN |
| 3 | 55.7 | 55.6 | 56.2 | 14.2 | 15.4 | 8.6 | | | 10.0 | 11.0 | 8.1 | 84 | 85 | 98 | NW | 4 | W | 2 | W | 2 | 10 | 9 | 6 | 9.8 | MN-1a, ● 1a-10a3 |
| 4 | 54.8 | 54.9 | 58.4 | 9.9 | 13.8 | 6.2 | | | 8.7 | 9.9 | 6.9 | 96 | 85 | 97 | W | 2 | W | 1 | SW | 3 | 10 | 10 | 0 | 3.2 | 11a-4p |
| 5 | 60.3 | 59.4 | 58.0 | 3.1 | 17.9 | 9.2 | | | 5.3 | 9.3 | 8.2 | 93 | 61 | 95 | S | 3 | NW | 3 | NW | 2 | 0 | 5 | 10 | 1.9 | |
| 6 | 53.5 | 51.3 | 50.4 | 7.2 | 16.8 | 14.8 | | | 7.1 | 10.2 | 11.0 | 94 | 72 | 88 | NW | 1 | NW | 6 | NW | 6 | 9 | 10 | 10 | — | 4p40-MN |
| 7 | 51.4 | 55.5 | 58.4 | 12.3 | 15.4 | 8.8 | | | 9.6 | 8.4 | 8.0 | 91 | 64 | 95 | NW | 6 | W | 4 | W | 2 | 10 | 5 | 4 | **44.0** | MN-2p |
| 8 | 58.6 | 58.4 | 60.8 | 6.2 | 11.4 | 7.2 | | | 6.7 | 8.8 | 7.4 | 94 | 88 | 98 | NW | 2 | NW | 4 | W | 3 | 2 | 10 | 0 | 4.9 | a interv 3a40-9p |
| 9 | 62.1 | 62.2 | 62.7 | 3.4 | 16.2 | 4.0 | | | 5.8 | 7.2 | 6.0 | **00** | 53 | 98 | S | 2 | S | 2 | S | 1 | 1 | 2 | 0 | 8.5 | a interv MN-7a; △ |
| 10 | 62.8 | 60.7 | 61.6 | 1.1 | 15.2 | 6.8 | | | 4.9 | 7.6 | 6.8 | 98 | 59 | 93 | S | 1 | W | 3 | W | 2 | 1 | 9 | 8 | — | ⌋ |
| 11 | 63.3 | 63.8 | 64.3 | 4.8 | 13.6 | 10.8 | | | 6.2 | 10.1 | 9.3 | 97 | 88 | 97 | W | 3 | W | 2 | W | 2 | 4 | 10 | 10 | — | 1p-10p25 |
| 12 | 63.9 | 61.2 | 60.5 | 5.0 | 16.6 | 10.8 | | | 6.3 | 8.2 | 7.2 | 97 | 60 | 73 | S | 3 | S | 4 | S | 5 | 0 | 0 | 0 | 2.2 | |
| 13 | 58.1 | 57.4 | 59.7 | 8.5 | 17.9 | 9.4 | | | 6.5 | 9.0 | 8.2 | 78 | 59 | 93 | S | 4 | NW | 3 | NW | 2 | 5 | 3 | 9 | — | 11p10-MN |
| 14 | 60.1 | 57.5 | 53.7 | 9.8 | 12.1 | 13.5 | | | 7.6 | 8.8 | 8.9 | 84 | 84 | 77 | NW | 2 | NW | 5 | NW | 6 | 9 | 10 | 10 | 0.7 | MN-1a, 1p50-MN |
| 15 | 50.5 | 50.7 | 50.8 | 14.0 | 13.1 | 8.7 | | | 9.1 | 10.6 | 7.9 | 77 | 90 | 95 | NW | 6 | NW | 5 | NW | 3 | 10 | 10 | 10 | 36.9 | [2] MN-MN |
| 16 | 53.8 | 55.5 | 57.8 | 7.0 | 7.8 | 6.1 | | | 7.2 | 7.3 | 6.8 | 96 | 93 | 97 | NW | 3 | NW | 3 | NW | 3 | 3 | 10 | 10 | 33.6 | MN-MN, △ 0p10 |
| 17 | 61.5 | 63.0 | 65.3 | 1.8 | 13.3 | 3.5 | | | 5.1 | 5.9 | 5.4 | 96 | 51 | 92 | SE | 2 | SE | 2 | SE | 3 | 2 | 4 | 0 | 13.4 | ⌋ |
| 18 | 66.3 | 65.1 | 64.0 | -1.2 | 13.0 | 6.8 | | | **4.0** | 6.6 | 6.6 | 96 | 59 | 90 | SE | 3 | SE | 3 | W | 2 | 1 | 4 | 10 | 0.1 | 11p40-NM; ⌙[1] am |
| 19 | 58.2 | 56.2 | 56.6 | 8.5 | 10.5 | 8.7 | | | 7.5 | 6.3 | 6.9 | 91 | 67 | 83 | NW | 4 | NW | 5 | NW | 5 | 10 | 10 | 10 | 6.2 | MN-MN |
| 20 | 58.8 | 60.5 | 63.7 | 9.1 | 14.2 | 4.4 | | | 7.0 | 8.7 | 6.0 | 81 | 73 | 97 | SE | 5 | S | 3 | S | 2 | 5 | 6 | 0 | 5.8 | |
| 21 | 64.8 | 62.5 | 60.3 | 1.3 | 14.7 | 9.0 | | | 4.8 | 8.3 | 7.6 | 94 | 67 | 89 | S | 3 | NW | 3 | NW | 3 | 2 | 9 | 10 | — | 11p50-MN; ⌙ am |
| 22 | **49.1** | 49.8 | 54.8 | 12.4 | 11.0 | 6.3 | | | 7.6 | 7.5 | 6.7 | 71 | 76 | 94 | NW | 3 | S | 5 | S | 3 | 10 | 6 | 6 | 7.7 | MN-7a |
| 23 | 58.7 | 59.7 | 62.6 | 4.2 | 8.6 | 5.0 | | | 5.7 | 6.6 | 6.0 | 92 | 79 | 92 | S | 4 | S | 3 | S | 2 | 4 | 6 | 3 | — | ⌋; ∪ 5p45-9p |
| 24 | 67.1 | 67.3 | **70.6** | 0.5 | 12.2 | 3.0 | | | 4.6 | 6.0 | 5.1 | 96 | 56 | 90 | S | 3 | S | 4 | S | 4 | 0 | 3 | 0 | — | MD-1p30 |
| 25 | 69.1 | 66.3 | 65.6 | 3.5 | 15.1 | 1.5 | | | 4.3 | 6 6 | 4.9 | 73 | 51 | 96 | S | 4 | S | 4 | S | 3 | 1 | 0 | 2 | 0.3 | ⌋ an |
| 26 | 64.1 | 62.2 | 63.0 | 0.2 | 17.6 | 7.7 | | | 4.3 | 8.7 | 7.4 | 92 | 59 | 94 | SW | 3 | SW | 3 | SW | 2 | 2 | 4 | 8 | — | ⌋ an |
| 27 | 62.4 | 60.0 | 59.8 | 10.9 | 17.2 | 11.6 | | | 8.6 | 8.2 | 6.9 | 92 | 56 | 68 | SE | 5 | SE | 5 | S | 4 | 8 | 7 | 3 | — | ⌋ an; ⊕ 2p; ⌀ y ∪ |
| 28 | 59.3 | 57.7 | 57.3 | 12.5 | 19.7 | 13.2 | | | 5.0 | 7.9 | 7.3 | **46** | 47 | 65 | S | 5 | SW | 4 | SW | 5 | 2 | 3 | 4 | — | ⌋; ⌀ 5p30-9p |
| 29 | 55.5 | 54.3 | 54.1 | 5.3 | 19.7 | 10.2 | | | 5.7 | 7.9 | 8.2 | 86 | 47 | 89 | W | 3 | W | 4 | SE | 2 | 2 | 3 | 10 | — | |
| 30 | 55.3 | 55.8 | 57.9 | 12.5 | 14.7 | 11.2 | | | 8.4 | 10.5 | 9.4 | 78 | 85 | 95 | NW | 3 | NW | 3 | NW | 3 | 9 | 10 | 10 | 1.1 | a interv 3a30-MN |
| 31 | 59.1 | 60.1 | 62.7 | 10.4 | 14.1 | 8.7 | | | 8.8 | 10.0 | 8.2 | 94 | 84 | 98 | NW | 3 | NW | 3 | S | 2 | 9 | 10 | 0 | 9.2 | 1p40-3p |
| Pro. Mit. | 59.5 | 58.9 | 59.8 | 7.1 | 14.8 | 8.3 | | | 6.8 | 8.6 | 7.5 | 89 | 69 | 91 | | 3.1 | | 3.4 | | 2.9 | 5.2 | 6.5 | 5.6 | 198.1 | |

**ISLA MOCHA (W)** (H = 20 m) **MAYO 1912** φ = 38° 21′ S λ = 73° 58′ W $C_g$ = –

| | | | | | | | | | | | | | | | | | | | | | | | | | |
|---|---|---|---|---|---|---|---|---|---|---|---|---|---|---|---|---|---|---|---|---|---|---|---|---|---|
| 1 | 67.7 | 67.0 | 66.7 | 11.2 | 11.4 | 9.5 | 15.0 | 7.6 | 8.4 | 8.8 | 8.0 | 85 | 88 | 91 | SE | 1 | S | 1 | S | 1 | 2 | 2 | 0 | 8.0 | |
| 2 | 63.2 | 61.2 | 58.8 | 13.4 | 13.7 | 14.0 | 15.0 | 9.9 | 9.9 | **11.4** | 10.6 | 87 | 98 | 90 | N | 1 | N | 1 | N | 1 | 0 | 0 | 0 | — | [1] 6p20-11p40 |
| 3 | 57.6 | 57.8 | 57.5 | 12.5 | 13.8 | 12.2 | 16.0 | 7.0 | 9.1 | 10.4 | 8.8 | 86 | 90 | 84 | S | 1 | S | 1 | S | 1 | 10 | 10 | 10 | 9.4 | [2] 1a10-3a5, ● ch 4a |
| 4 | 56.3 | 56.7 | 60.4 | 11.8 | 11.8 | 10.0 | 14.0 | 10.0 | 9.6 | 8.1 | 9.2 | 94 | 78 | 00 | NE | 1 | S | 1 | S | 1 | 10 | 10 | 10 | 1.7 | [1] MN-1p55 |
| 5 | 62.1 | 61.3 | 59.3 | 10.0 | 14.0 | 11.5 | 14.5 | 8.2 | 8.0 | 9.2 | 8.3 | 87 | 78 | 82 | E | 1 | N | 2 | N | 2 | 2 | 10 | 10 | 1.1 | [9p55, [2] ch 11p |
| 6 | 53.3 | 50.2 | 51.5 | 13.6 | 14.5 | 13.6 | 15.1 | 10.2 | 10.0 | 10.8 | 10.8 | 87 | 88 | 94 | N | 4 | N | 5 | N | 2 | 10 | 10 | 10 | — | [1] 11a30-1p55, [2] |
| 7 | 52.6 | 56.9 | 59.4 | 12.0 | 12.3 | 11.5 | 15.8 | 9.0 | 8.9 | 9.0 | 8.3 | 86 | 86 | 82 | W | 1 | SW | 1 | SW | 2 | 8 | 2 | 0 | **46.2** | [1] ch 5a10-5a45 |
| 8 | 58.9 | 60·6 | 62.9 | 13.5 | 13.0 | 10.0 | 14.3 | 9.0 | 8.0 | 8.1 | 8.0 | 70 | 73 | 87 | N | 3 | NW | 1 | SW | 1 | 10 | 10 | 0 | 2.2 | [1] ch 1a20-3a45, [2] |
| 9 | 64.3 | 64.4 | 65.4 | 9.0 | 13.2 | 9.2 | 15.0 | 7.0 | 8.3 | 8.0 | 6.5 | 97 | 71 | 75 | SW | 1 | SW | 1 | NW | 1 | 8 | 5 | 0 | 5.0 | [4a10, 7a35-10a50, ● ch |
| 10 | 64.4 | 63.2 | 64.0 | 8.8 | 12.7 | 12.0 | 13.8 | 6.8 | 6.4 | 8.8 | 9.2 | 76 | 81 | 89 | NE | 1 | N | 1 | N | 1 | 10 | 10 | 10 | — | |
| 11 | 65.0 | 65.9 | 66.7 | 12 8 | 13.2 | 10.0 | 14.8 | 9.0 | 10.0 | 10.8 | 9.0 | 91 | 96 | 99 | NW | 1 | N | 1 | N | 1 | 10 | 8 | 0 | — | |
| 12 | 66.6 | 63.9 | 64.2 | 11.2 | 12.0 | 12.0 | 14.0 | 8.0 | 7.2 | 8.0 | 8.0 | 73 | 76 | 76 | S | 1 | S | 1 | SW | 1 | 10 | 5 | 0 | — | |
| 13 | 60.8 | 64.9 | 62.0 | 11.5 | 11.5 | 10.0 | 13.0 | 8.7 | 9.2 | 8.3 | 9.2 | 92 | 82 | 00 | S | 1 | S | 1 | S | 1 | 6 | 10 | 5 | — | [1] ch 7p20 |
| 14 | 60.6 | 56.9 | 56.6 | 13.0 | 11.8 | 11.0 | 13.4 | 8.9 | 7.3 | 9.1 | 8.8 | 66 | 88 | 90 | N | 3 | N | 4 | N | 2 | 10 | 10 | 10 | 0.0 | [1] 8a-1p30, [2] 1p35- |
| 15 | 50.4 | 51.5 | 51.7 | 13.6 | 13.0 | 10.0 | 15.0 | 7.0 | 9.5 | 7.8 | 8.0 | 82 | 70 | 87 | N | 2 | NW | 1 | NW | 1 | 10 | 10 | 10 | 11.8 | [1] ch 9a40-8p10; ⌈ |
| 16 | 55.4 | 56.9 | 57.4 | 9.0 | 10.6 | 10.2 | 12.0 | 6.0 | 7.4 | 6.4 | 6.5 | 87 | 68 | 70 | W | 1 | W | 1 | W | 1 | 10 | 10 | 10 | 4.9 | |
| 17 | 64.1 | 66.2 | 69.0 | 10.0 | 9.8 | 5.2 | 12.8 | **3.0** | 7.7 | 8.1 | 6.4 | 84 | 89 | 97 | S | 1 | S | 1 | S | 1 | 5 | 0 | 0 | — | [1] ch, △ 10a20 y 2p |
| 18 | 68.8 | 67.8 | 67.3 | 4.8 | 10.7 | 9.6 | 12.5 | 3.9 | 5.6 | 7.2 | 6.1 | 87 | 74 | 69 | SE | 1 | N | 1 | N | 2 | 10 | 10 | 10 | 2.2 | [2] 11p25-MN; ⌙ |
| 19 | 57.0 | 54.4 | 57.5 | 11.0 | 10.2 | 10.0 | 11.8 | 7.4 | 8.6 | 9.0 | 6.8 | 87 | 97 | 74 | N | 3 | N | 3 | N | 3 | 10 | 10 | 10 | 6.1 | [2] MN-2p5 |
| 20 | 60.9 | 63.1 | 65.8 | 10.7 | 11.0 | 8.0 | 14.1 | 6.5 | 7.6 | 7.6 | 7.1 | 79 | 77 | 89 | N | 1 | S | 1 | S | 1 | 10 | 5 | 0 | 22.7 | |
| 21 | 67.0 | 64.8 | 61.3 | 7.0 | 12.0 | 11.7 | 13.0 | 5.9 | 7.5 | 8.0 | 8.1 | 00 | 76 | 79 | NE | 1 | N | 1 | N | 3 | 10 | 10 | 10 | — | [2] 9p2-MN; ⌙ |
| 22 | **48.4** | 51.3 | 57.0 | 9.8 | 11.0 | 10.0 | 12.4 | 7.1 | 6.5 | 7.4 | 6.8 | 71 | 75 | 74 | NW | 1 | NW | 2 | S | 2 | 10 | 8 | 0 | 8.5 | [2] MN-5a55, ● [1] gt |
| 23 | 60.8 | 61.3 | 64.9 | 8.0 | 8.8 | 5.7 | 13.0 | 5.0 | **5.8** | 6.6 | 6.3 | 65 | 78 | 93 | E | 1 | S | 1 | S | 1 | 5 | 5 | 10 | 0.2 | [0] 5p55-MN |
| 24 | 70.2 | 72.5 | **74.2** | 9.5 | 9.6 | 5.0 | 12.0 | 4.9 | 6.2 | 6.7 | 6.4 | 70 | 75 | 98 | S | 1 | S | 1 | E | 1 | 2 | 0 | 0 | 2.2 | [1] ch 1a5-3a55 |
| 25 | 72.3 | 69.6 | 67.6 | 4.9 | 10.9 | 9.8 | 14.0 | 4.0 | 6.2 | 8.5 | 6.9 | 97 | 89 | 76 | E | 1 | N | 1 | N | 1 | 3 | 5 | 5 | — | |
| 26 | 65.9 | 64.3 | 63.9 | 10.0 | 13.0 | 11.2 | 13.9 | 8.2 | 7.8 | 9.8 | 9.9 | 86 | 89 | 00 | NE | 1 | N | 2 | N | 1 | 10 | 10 | 10 | — | [2] 7p15-11p45 |
| 27 | 64.4 | 62.8 | 62.3 | 11.0 | 11.8 | 11.7 | 16.0 | 10.0 | 8.6 | 9.3 | 8.1 | 87 | 91 | 79 | S | 1 | S | 1 | S | 1 | 10 | 6 | 10 | 0.3 | |
| 28 | 60.9 | 59.5 | 58.9 | 9.8 | 12.9 | 9.7 | 13.5 | 7.0 | 7.1 | 6.2 | 6.8 | 79 | **56** | 75 | SE | 1 | S | 1 | S | 1 | 3 | 4 | 10 | — | |
| 29 | 56.7 | 56.2 | 55.2 | 9.5 | 13.0 | 12.0 | **16.2** | 5.0 | 7.1 | 10.4 | 8.1 | 80 | 94 | 78 | S | 1 | N | 2 | N | 3 | 10 | 10 | 10 | — | |
| 30 | 55.3 | 57.2 | 59.0 | 13.0 | 13.7 | 13.0 | 15.1 | 9.3 | 9.8 | 10.1 | 9.8 | 89 | 87 | 89 | N | 2 | N | 1 | N | 1 | 10 | 10 | 10 | 2.7 | [0] 1a25-2p15; ≡ 6p- |
| 31 | 60.6 | 61.7 | 65.1 | 12.6 | 13.9 | 12.8 | 15.0 | 10.2 | 10.6 | 10.9 | 10.6 | 98 | 93 | 97 | NE | 1 | NE | 1 | N | 1 | 10 | 10 | 10 | 7.5 | 6a5-8p35 |
| Pro. Mit. | 61.0 | 61.0 | 61.7 | 10.6 | 12.1 | 10.4 | 14.1 | 7.4 | 8.0 | 8.7 | 8.1 | 84 | 82 | 86 | | 1.4 | | 1.4 | | 1.4 | 7.9 | 7.3 | 6.1 | 142.7 | |

Barómetro reducido a 0°C y a gravedad normal.

Barometer reduciert auf 0°C und Normals

(1) interv 10a30-7p; ∪ 9p

**TULMO** (H = 50 m) **MAYO 1912** φ = 38° 02′ S λ = 73° 12′ W $h_a$ = —

| p. a la emp. mp. reien. C° Min. | Velocidad del viento Windgeschwindigkeit m/minuto 7a | 2p | 9p | km 9p-7a | 7a-2p | 2p-9p | 7a-7a | k/1h | Nubes (clase y dirección) Wolken (Art und Richtung) 7a | 2p | 9p | Agua caída Niederschlag mm 7a | 2p | 9p | Evaporación Verdunstung mm 7a | 2p | 9p | 7a-7a |
|---|---|---|---|---|---|---|---|---|---|---|---|---|---|---|---|---|---|---|
| | | | | | | | | | fr-ni SW | str-cu SW | | 1.7 | — | — | | | | |
| | | | | | | | | | fr-str S | fr-ni W | ni W | — | — | — | | | | |
| | | | | | | | | | ni NW | str-cu W | str-cu W | 9.8 | 2.6 | 0.6 | | | | |
| | | | | | | | | | ni, str N | ni N | | — | 1.8 | 0.1 | | | | |
| | | | | | | | | | | str NW | fr-str NW | — | — | — | | | | |
| | | | | | | | | | ci-str NW | ni NW | ni NW | — | — | 14.6 | | | | |
| | | | | | | | | | ni NW | str-cu W | fr-str N | 29.4 | 3.9 | — | | | | |
| | | | | | | | | | str NW | ni NW | | 1.0 | 7.1 | 1.2 | | | | |
| | | | | | | | | | str S | str S | | 0.2 | — | — | | | | |
| | | | | | | | | | str S | str-cu W | str W | — | — | — | | | | |
| | | | | | | | | | str W | ni W | ni W | — | 0.5 | 1.2 | | | | |
| | | | | | | | | | | | | 0.5 | — | — | | | | |
| | | | | | | | | | fr-str S | str NW | fr-str NW | — | — | — | | | | |
| | | | | | | | | | fr-str NW | ni NW | ni NW | 0.7 | 0.3 | 7.0 | | | | |
| | | | | | | | | | ni NW | ni NW | ni NW | 29.6 | 17.3 | 5.3 | | | | |
| | | | | | | | | | fr-str NW | ni NW | ni NW | 11.0 | 8.1 | 4.9 | | | | |
| | | | | | | | | | str SE | a-cu SE | | 0.4 | 0.1 | — | | | | |
| | | | | | | | | | a-str SE | a-str SE | fr-str W | — | 0.1 | — | | | | |
| | | | | | | | | | ni NW | ni NW | ni NW | 6.1 | 3.4 | 2.3 | | | | |
| | | | | | | | | | fr-str SE | fr-str S | | 0.1 | — | — | | | | |
| | | | | | | | | | str S | str-cu NW | fr-str NW | — | — | — | | | | |
| | | | | | | | | | ni NW | str-cu S | str-cu S | 7.7 | — | — | | | | |
| | | | | | | | | | fr-str S | str-cu S | str S | — | 0.3 | — | | | | |
| | | | | | | | | | | str S | | — | — | — | | | | |
| | | | | | | | | | a-str S | | a-str S | — | — | — | | | | |
| | | | | | | | | | str SW | str SW | fr-str SW | — | — | — | | | | |
| | | | | | | | | | fr-str SE | fr-str SE | str S | — | — | — | | | | |
| | | | | | | | | | str S | str SW | str SW | — | — | — | | | | |
| | | | | | | | | | str W | str W | fr str SE | — | — | — | | | | |
| | | | | | | | | | fr-ni W | fr-ni NW | fr-ni NW | 1.1 | 3.0 | 5.3 | | | | |
| | | | | | | | | | fr-ni NW | fr-ni NW | | 0.9 | 0.4 | 0.6 | | | | |
| | | | | | | | | | | | | 100.2 | 48.9 | 43.1 | | | | |

**A MOCHA (W)** (H = 20 m) **MAYO 1912** φ = 38° 21′ S λ = 73° 58′ W $h_a$ = —

| | | | | | | | | | | | | | | | | | | |
|---|---|---|---|---|---|---|---|---|---|---|---|---|---|---|---|---|---|---|
| | | | | | | | | | cu | cu | | — | — | — | | | | |
| | | | | | | | | | ni | ni | ni | — | — | 3.1 | | | | |
| | | | | | | | | | ni | ni | ni | 6.3 | — | — | | | | |
| | | | | | | | | | ni | ni | ni | 1.7 | 1.1 | — | | | | |
| | | | | | | | | | cu E | ni | ni | — | — | — | | | | |
| | | | | | | | | | ni | ni | ni | — | 2.8 | 36.3 | | | | |
| | | | | | | | | | | cu E | | 7.1 | — | — | | | | |
| | | | | | | | | | ni | ni | | 2.2 | 5.0 | — | | | | |
| | | | | | | | | | cu | cu NE | | — | — | — | | | | |
| | | | | | | | | | ni | ni | ni | — | — | — | | | | |
| | | | | | | | | | ni | cu S | | — | — | — | | | | |
| | | | | | | | | | ni | cu N | | — | — | — | | | | |
| | | | | | | | | | cu | ni | cu | — | — | 0.0 | | | | |
| | | | | | | | | | ni | ni | ni | — | 0.4 | 1.2 | | | | |
| | | | | | | | | | ni | ni | ni | 10.2 | 0.5 | 2.5 | | | | |
| | | | | | | | | | ni | ni | ni | 1.9 | — | — | | | | |
| | | | | | | | | | cu | | | — | 0.0 | 2.2 | | | | |
| | | | | | | | | | ni | ni | ni | — | — | — | | | | |
| | | | | | | | | | ni | ni | ni | 6.1 | 22.4 | 0.1 | | | | |
| | | | | | | | | | ni | cu | | 0.2 | — | — | | | | |
| | | | | | | | | | ni | ni | ni | — | — | — | | | | |
| | | | | | | | | | ni | cu | | 8.5 | 0.2 | — | | | | |
| | | | | | | | | | ni | cu | ni | — | — | 1.5 | | | | |
| | | | | | | | | | ci | | | 0.7 | — | — | | | | |
| | | | | | | | | | ci | ci N | cu | — | — | — | | | | |
| | | | | | | | | | ni | ni | ni | — | — | — | | | | |
| | | | | | | | | | ni | cu N | ni | 0.3 | — | — | | | | |
| | | | | | | | | | cu | cu N | ni | — | — | — | | | | |
| | | | | | | | | | ni | ni | ni | — | — | — | | | | |
| | | | | | | | | | ni | ni | ni | 2.7 | 6.9 | 0.0 | | | | |
| | | | | | | | | | ni | ni | ni | 0.6 | 1.4 | 0.2 | | | | |
| | | | | | | | | | | | | 48.5 | 40.7 | 47.1 | | | | |

Las observaciones se efectuaron según hora oficial de Chile (75° de long.)

Alle Beobachtungen nach chilenischer Einheitszeit (75° Länge).

**VALDIVIA** (H = 15 m) **MAYO 1912** φ = 39° 48′ S λ = 73° 15′ W $C_g = {}^{-0.4}_{-0.3}$

| Hija Tag | Barómetro Barometer 700 mm + 7a | 2p | 9p | Temperatura del aire Lufttemperatur C° 7a | 2p | 9p | Max. | Min. | Humedad absoluta Absolute Feuchtigkeit mm 7a | 2p | 9p | Humedad relativa Relative Feuchtigkeit % 7a | 2p | 9p | Dirección y fuerza del viento Richtung und Stärke des Windes 0—12 B. 7a | 2p | 9p | Nebulosidad Bewölkung 0—10 7a | 2p | 9p | Agua caída Niederschlag mm 7a-7a | Notas Bemerkungen |
|---|---|---|---|---|---|---|---|---|---|---|---|---|---|---|---|---|---|---|---|---|---|---|
| 1 | 67.8 | 66.4 | 66.0 | 7.5 | 13.9 | 7.1 | 14.5 | 6.7 | 6.4 | 8.0 | 7.2 | 83 | 68 | 96 | SSE 1 | NNW 1 | C 0 | 9 | 6 | 4 | 15.5 | |
| 2 | 62.6 | 59.7 | 56.9 | 8.6 | 15.0 | 13.8 | 15.0 | 6.5 | 8.3 | **11.4** | 11.2 | 99 | 90 | 95 | NW 1 | NNW 1 | NW 2 | 10 | 10 | 10 | 2.0 | ‖ a interv 4a-n; ≡ |
| 3 | 56.7 | 56.5 | 57.2 | 12.0 | 13.4 | 8.8 | 15.0 | 8.8 | 8.4 | 8.4 | 8.0 | 80 | 73 | 95 | W 1 | NW 1 | C 0 | 10 | 10 | 8 | 9.3 | ●¹ MN-3a30 |
| 4 | 56.1 | 56.1 | 59.6 | 8.5 | 13.4 | 5.7 | 14.4 | 5.6 | 8.1 | 7.9 | 6.7 | 97 | 69 | 97 | C 0 | W 1 | C 0 | 10 | 6 | 1 | — | ≡ n-8a30 |
| 5 | 62.0 | 60.6 | 59.7 | 4.6 | 14.0 | 7.4 | 14.3 | 3.5 | 6.3 | 6.3 | 7.1 | 98 | 53 | 92 | NW 1 | NNW 1 | C 0 | 10 | 9 | 10 | — | ≡ n-10a |
| 6 | 53.0 | 49.6 | 49.4 | 10.4 | 12.6 | 12.7 | 14.0 | 6.6 | 8.8 | 10.5 | 9.4 | 93 | 97 | 86 | NNE 1 | N 2 | SW 3 | 10 | 10 | 10 | 6.6 | ●² 3a30-MN; ↙ p |
| 7 | 51.3 | 55.8 | 58.7 | 9.6 | 12.8 | 6.5 | 12.8 | 6.4 | 7.9 | 7.1 | 6.8 | 88 | 64 | 93 | C 0 | WNW 2 | NW 1 | 7 | 6 | 0 | 82.4 | ●¹ MN-7a, ● gt 7p |
| 8 | 57.6 | 58.9 | 62.2 | 9.0 | 13.5 | 8.9 | 13.7 | 5.4 | 7.6 | 7.9 | 8.0 | 89 | 68 | 94 | NW 1 | NNW 5 | W 1 | 10 | 5 | 4 | 1.4 | ●¹ a interv todo el d |
| 9 | 64.0 | 63.7 | 64.5 | 6.6 | 12.5 | 8.0 | 14.0 | 6.0 | 7.2 | 7.7 | 7.5 | 99 | 71 | 94 | NW 1 | NNW 1 | C 0 | 10 | 7 | 6 | 12.5 | ● ch a; ≡ |
| 10 | 63.9 | 61.9 | 62.1 | 6.9 | 12.8 | 10.0 | 13.5 | 6.5 | 7.2 | 7.7 | 8.7 | 97 | 69 | 95 | NW 1 | NNW 2 | NNE 1 | 9 | 10 | 10 | 3.4 | ●¹ an, ‖ 3p-n |
| 11 | 64.0 | 65.2 | 66.5 | 9.4 | 13.9 | 9.0 | 14.4 | 9.0 | 8.6 | 7.0 | 7.7 | 98 | 59 | 90 | NNW 1 | W 2 | C 0 | 10 | 4 | 9 | 8.0 | ●¹ n-7a; ≡ n-11a |
| 12 | 66.6 | 64.2 | 63.6 | 8.6 | 13.9 | 6.4 | 15.0 | 6.1 | 8.1 | 7.5 | 6.8 | 97 | 63 | 95 | C 0 | SW 1 | C 0 | 10 | 6 | 0 | 1.0 | ●⁰ n-6a; ≡ n-9a |
| 13 | 61.0 | 59.1 | 61.1 | 5.2 | 12.0 | 8.6 | 12.2 | 2.5 | 6.5 | 7.7 | 7.6 | 98 | 74 | 91 | NNW 1 | NE 1 | NW 1 | 9 | 3 | 10 | — | ‖⁰ 9p-n [y var relám |
| 14 | 58.4 | 54.3 | 49.8 | 10.6 | 10.0 | 12.4 | 12.5 | 7.8 | 7.6 | 8.7 | 9.7 | 79 | 95 | 90 | N 2 | N 3 | N 5 | 10 | 10 | 10 | 0.2 | ●² 8a n; ⌈ 6p-7p (1 |
| 15 | **47.3** | 49.6 | 51.6 | 12.4 | 11.2 | 7.3 | 13.0 | 7.3 | 8.4 | 7.5 | 7.1 | 78 | 75 | 93 | NW 5 | WNW 2 | C 0 | 10 | 8 | 7 | **96.1** | ● ch durante el dia |
| 16 | 55.1 | 56.8 | 59.8 | 6.7 | 9.4 | 5.8 | 10.2 | 5.3 | 7.2 | 6.9 | 6.5 | 97 | 78 | 94 | C 0 | NW 1 | SSE 1 | 10 | 9 | 8 | 6.0 | ● ch 8a-n; ≡ |
| 17 | 64.5 | 65.9 | 69.2 | 1.7 | 10.6 | 4.1 | 11.8 | 1.4 | 5.1 | 5.4 | 5.6 | 98 | **56** | 91 | WSW 1 | S 2 | C 0 | 10 | 6 | 2 | 4.4 | ≡ n-10a |
| 18 | 68.9 | 66.6 | 63.1 | 0.7 | 4.3 | 6.7 | 12.0 | 0.5 | 4.7 | 5.9 | 6.8 | 98 | 95 | 93 | NW 2 | NW 1 | NNE 2 | 10 | 10 | 10 | — | ●² 6p-MN |
| 19 | 57.9 | 58.5 | 60.0 | 6.3 | 7.4 | 7.2 | 7.5 | 6.2 | 6.7 | 6.9 | 6.4 | 93 | 89 | 84 | NE 2 | NNE 2 | N 1 | 10 | 10 | 10 | 39.4 | ●² MN-2p, 10p-MN |
| 20 | 61.4 | 62.3 | 65.5 | 6.2 | 13.7 | 4.8 | 13.7 | 4.6 | 6.9 | 6.9 | 6.3 | 97 | 59 | 98 | C 0 | NW 1 | C 0 | 10 | 5 | 0 | 5.9 | ●² MN-3a; ≡ n-10a |
| 21 | 66.8 | 64.2 | 61.2 | 4.9 | 9.6 | 6.8 | 9.8 | 3.7 | 6.4 | 7.8 | 7.2 | 99 | 87 | 97 | C 0 | NW 1 | C 0 | 10 | 8 | 10 | — | ●² 10p-MN; ≡ n-11 |
| 22 | 51.3 | 50.5 | 55.7 | 6.9 | 9.9 | 6.0 | 10.2 | 5.5 | 6.7 | 6.6 | 5.7 | 91 | 72 | 82 | NE 1 | SSW 1 | C 0 | 10 | 8 | 2 | 20.5 | ●² MN-10a |
| 23 | 60.4 | 61.3 | 63.7 | 0.5 | 6.9 | 4.2 | 7.8 | **-1.1** | 4.7 | 6.0 | 6.1 | 98 | 80 | 99 | NW 1 | C 0 | C 0 | 10 | 10 | 8 | 3.6 | ● gt 2p; ≡ n-11a |
| 24 | 70.2 | 71.7 | **73.2** | 0.2 | 9.3 | 4.2 | 10.1 | 0.0 | **4.6** | 5.9 | 5.7 | 98 | 68 | 93 | C 0 | C 0 | C 0 | 10 | 7 | 7 | 0.4 | ≡² n-11a |
| 25 | 71.8 | 68.6 | 66.3 | 2.4 | 9.5 | 8.4 | 9.8 | 2.2 | 5.2 | 6.6 | 6.4 | 95 | 74 | 78 | C 0 | NW 1 | NNE 1 | 10 | 10 | 10 | 0.0 | ● gt 5p |
| 26 | 64.3 | 62.2 | 64.5 | 7.5 | 10.1 | 10.1 | 11.0 | 7.3 | 7.5 | 8.8 | 8.9 | 96 | 95 | 96 | NNE 1 | N 1 | C 0 | 10 | 10 | 10 | 0.5 | ‖ n-11a, ●¹ 11a-n |
| 27 | 65.6 | 64.0 | 63.9 | 7.9 | 10.5 | 8.6 | 10.8 | 7.7 | 7.5 | 7.2 | 7.2 | 93 | 76 | 86 | SSW 1 | SSW 3 | SE 1 | 8 | 5 | 0 | 10.0 | |
| 28 | 63.2 | 61.1 | 60.9 | 5.1 | 13.5 | 6.8 | 15.0 | 3.5 | 6.5 | 7.2 | 7.1 | 99 | 62 | 96 | N 1 | C 0 | C 0 | 10 | 8 | 8 | — | ≡ n-10a30; ⌓ 6p-n |
| 29 | 58.5 | 56.3 | 55.6 | 1.5 | 14.4 | 5.4 | 14.5 | 1.2 | 5.0 | 6.9 | 6.4 | 98 | **56** | 96 | C 0 | C 0 | C 0 | 10 | 9 | 2 | — | ≡ n-10a |
| 30 | 55.1 | 56.9 | 59.0 | 10.6 | 13.5 | 11.6 | 13.5 | 3.1 | 8.9 | 9.8 | 9.5 | 93 | 91 | 98 | NNE 2 | N 2 | C 0 | 10 | 9 | 10 | 3.8 | ●¹ 4a-8p30 |
| 31 | 60.8 | 62.4 | 65.0 | 9.6 | 12.4 | 10.8 | 14.2 | 9.5 | 8.8 | 9.8 | 9.5 | 99 | 91 | 98 | C 0 | C 0 | C 0 | 9 | 9 | 9 | 13.1 | ● ch 9a30 |
| Pro. Mit. | 60.9 | 60.4 | 61.1 | 6.7 | 11.6 | 7.9 | 12.6 | 5.0 | 7.0 | 7.6 | 7.4 | 94 | 75 | 93 | 0.9 | 1.4 | 0.6 | 9.7 | 7.8 | 6.6 | 346.0 | |

**PUERTO VARAS** (H = 55 m) **MAYO 1912** φ = 41° 17′ S λ = 72° 57′ W $C_g$ =

| | | | | | | | | | | | | | | | | | | | | | | |
|---|---|---|---|---|---|---|---|---|---|---|---|---|---|---|---|---|---|---|---|---|---|---|
| 1 | 63.8 | 62.7 | 61.9 | 4.4 | 11.8 | 9.3 | 11.9 | 3.9 | 6.1 | 8.0 | 8.0 | 97 | 77 | 91 | C 0 | NW 2 | NW 1 | 9 | 5 | 4 | 9.2 | ⌓ an |
| 2 | 56.6 | 52.9 | 50.6 | 10.7 | 13.7 | 13.9 | 14.0 | 9.6 | 9.1 | 10.8 | **11.2** | 94 | 93 | 95 | N 5 | N 3 | NE 4 | 10 | 10 | 10 | 6.3 | ●¹ 2a-7a, 2p30-MN |
| 3 | 51.9 | 52.7 | 52.9 | 9.8 | 12.3 | 10.3 | 14.0 | 8.7 | 8.8 | 8.6 | 8.7 | 98 | 80 | 93 | C 0 | SW 1 | C 0 | 10 | 10 | 10 | 16.6 | ●⁰ a interv an |
| 4 | 51.8 | 51.6 | 53.2 | 5.2 | 10.3 | 4.8 | 12.0 | 4.8 | 6.6 | 7.9 | 6.3 | 00 | 85 | 97 | C 0 | SW 1 | C 0 | 6 | 7 | 3 | — | ● ch; ⌓ an |
| 5 | 55.4 | 55.6 | 55.0 | 8.9 | 11.7 | 11.4 | 12.2 | 3.6 | 7.7 | 7.9 | 7.9 | 90 | 77 | 79 | NW 1 | N 1 | NW 1 | 9 | 9 | 10 | 0.4 | ● gt 2p30 |
| 6 | 47.0 | 43.0 | 44.6 | 10.4 | 11.6 | 12.0 | 12.2 | 3.4 | 8.7 | 9.6 | 10.0 | 92 | 94 | 96 | N 6 | N 5 | N 6 | 10 | 10 | 10 | 2.9 | ●⁰ durante el dia |
| 7 | 47.2 | 51.5 | 52.7 | 5.4 | 7.2 | 7.2 | 12.4 | 5.1 | 6.3 | 5.9 | 6.8 | 94 | 78 | 89 | SE 2 | C 0 | C 0 | 8 | 4 | 4 | 11.3 | ● a interv |
| 8 | 51.9 | 52.4 | 57.7 | 8.6 | 11.2 | 7.2 | 11.4 | 4.7 | 7.5 | 8.7 | 6.8 | 90 | 87 | 89 | N 2 | N 2 | C 0 | 10 | 9 | 5 | 6.0 | ● a interv |
| 9 | 58.8 | 58.4 | 59.6 | 7.3 | 10.4 | 6.6 | 11.1 | 6.4 | 7.2 | 8.2 | 6.8 | 95 | 87 | 93 | C 0 | C 0 | C 0 | 9 | 9 | 0 | 2.3 | ● a interv |
| 10 | 58.3 | 57.1 | 56.4 | 9.4 | 10.4 | 11.2 | 11.4 | 6.1 | 8.0 | 8.2 | 9.6 | 90 | 93 | 96 | N 3 | NW 3 | NW 3 | 10 | 10 | 10 | 2.0 | ● p |
| 11 | 59.6 | 60.6 | 61.3 | 7.0 | 11.4 | 7.6 | 11.9 | 6.9 | 7.4 | 8.7 | 7.4 | 99 | 86 | 95 | SW 1 | NW 1 | C 0 | 7 | 8 | 9 | 5.2 | ● a interv; ⌓ an |
| 12 | 63.4 | 61.2 | 60.9 | 7.7 | 12.3 | 10.0 | 12.5 | 7.1 | 7.8 | 8.0 | 8.7 | 99 | **75** | 95 | C 0 | C 0 | SW 1 | 7 | 2 | 6 | 3.6 | ● an |
| 13 | 57.1 | 55.3 | 54.5 | 5.4 | 8.4 | 9.5 | 10.3 | 4.1 | 6.7 | 7.4 | 8.3 | 00 | 90 | 94 | C 0 | C 0 | NW 1 | 0 | 5 | 9 | — | ≡² am |
| 14 | 51.5 | 46.5 | **39.3** | 10.3 | 10.0 | 10.6 | 11.1 | 8.9 | 8.5 | 9.1 | 9.6 | 91 | 99 | 00 | N 6 | N 6 | N 6 | 10 | 10 | 10 | 0.5 | ●¹ a, ●² p |
| 15 | 39.8 | 43.8 | 45.2 | 10.5 | 10.0 | 7.9 | 12.2 | 7.6 | 8.5 | 7.8 | 7.7 | 89 | 85 | 96 | NW 2 | SW 1 | C 0 | 7 | 9 | 10 | **38.0** | ● a interv |
| 16 | 46.0 | 52.5 | 54.1 | 3.8 | 8.0 | 5.5 | 8.8 | 2.1 | 5.7 | 7.1 | 6.5 | 96 | 89 | 96 | C 0 | C 0 | SW 1 | 7 | 10 | 10 | 7.8 | ● p; ⌓ an |
| 17 | 60.0 | 61.9 | 63.6 | 0.1 | 8.4 | 1.3 | 9.0 | **0.0** | 4.5 | 6.5 | 4.9 | 00 | 79 | 98 | C 0 | SE 3 | C 0 | 4 | 0 | 0 | 5.7 | ⌊² an |
| 18 | 64.1 | 59.9 | 58.3 | 5.9 | 8.9 | 8.3 | 9.5 | 0.3 | 6.6 | 7.1 | 8.2 | 94 | 83 | 00 | C 0 | N 4 | N 6 | 7 | 10 | 10 | — | ● 3p-MN |
| 19 | 52.7 | 53.7 | 54.8 | 7.2 | 8.8 | 7.8 | 9.0 | 5.2 | 7.6 | 7.3 | 7.1 | 00 | 86 | 90 | N 6 | N 4 | NW 3 | 10 | 10 | 10 | 21.9 | ●¹ MN-9a, 4p-n |
| 20 | 57.4 | 58.7 | 59.8 | 3.0 | 10.2 | 8.3 | 11.1 | 2.9 | 5.7 | 8.0 | 7.9 | 00 | 86 | 96 | C 0 | N 1 | C 0 | 4 | 4 | 8 | 2.2 | ⌓ an |
| 21 | 61.6 | 59.3 | 55.9 | 7.5 | 9.7 | 9.6 | 10.8 | 3.9 | 7.2 | 8.2 | 8.3 | 93 | 91 | 93 | N 2 | N 2 | NW 1 | 9 | 10 | 10 | — | ●⁰ ch 11a-2p |
| 22 | 48.3 | 47.3 | 49.0 | 8.3 | 8.6 | 6.0 | 9.7 | 5.8 | 7.6 | 7.2 | 6.6 | 92 | 86 | 94 | N 1 | SE 4 | SE 3 | 10 | 7 | 2 | 9.4 | ●¹ n-MD, 2p-4p |
| 23 | 55.3 | 56.4 | 57.8 | 0.6 | 7.5 | 3.4 | 8.7 | **0.0** | **4.5** | 6.0 | 5.8 | 93 | 77 | 00 | C 0 | SW 2 | SW 1 | 4 | 10 | 5 | 2.9 | ●⁰ 7p-MN |
| Pro. Mit. | 54.8 | 54.6 | 54.7 | 6.8 | 10.1 | 8.2 | 11.2 | 4.8 | 7.1 | 7.9 | 7.8 | 95 | 85 | 94 | 1.6 | 2.0 | 1.7 | 7.7 | 7.7 | 7.2 | 154.2 | |
| 25 | **65.8** | 62.7 | 60.6 | 6.2 | 8.2 | 8.9 | 8.9 | 4.5 | | | | | | | N 2 | NW 2 | N 2 | 3 | 9 | 10 | 0.5 | ●¹ ch 6a40-7a, ●¹ p |
| 26 | 57.1 | 56.5 | 59.4 | 10.0 | 10.1 | 8.8 | 10.8 | 8.6 | | | | | | | N 2 | NW 2 | C 0 | 10 | 10 | 10 | 9.4 | ● todo el dia |
| 27 | 61.3 | 61.2 | 59.7 | 6.2 | 13.5 | 6.9 | 13.5 | 5.4 | | | | | | | C 0 | C 0 | C 0 | 4 | 1 | 0 | 9.8 | ≡ 9a-10a |
| 28 | 58.9 | 57.3 | 56.2 | 10.1 | 13.8 | 12.4 | 14.0 | 2.3 | | | | | | | C 0 | NE 1 | E 3 | 2 | 2 | 9 | — | |
| 29 | 53.5 | 51.5 | 50.4 | 11.8 | 14.2 | 9.4 | 15.4 | 8.0 | | | | | | | E 2 | NE 1 | C 0 | 9 | 8 | 1 | — | |
| 30 | 51.0 | 51.6 | 53.4 | 10.2 | 13.4 | 11.0 | 13.9 | 6.1 | | | | | | | C 0 | N 2 | C 0 | 10 | 10 | 2 | 0.9 | ●⁰ 6a-2p |
| 31 | 55.3 | 57.1 | 59.8 | 12.3 | 13.5 | 11.4 | **15.5** | 10.5 | | | | | | | C 0 | C 0 | C 0 | 10 | 10 | 10 | 3.2 | ●⁰ a interv 7a-7p |

Barómetro reducido a 0°C y a gravedad normal.

Barometer reduciert auf 0°C und Norma

**Desde el 24 los datos corresponden a LOS RISCOS, latitud 41° 18′ y longitud 72° 48′.**

**IVIA** (H = 15 m) **MAYO 1912** φ = 39° 48′ S λ = 73° 15′ W $h_a$ = 4 m

| p. a la mp. mp. reien. e | Velocidad del viento Windgeschwindigkeit | | | | | | | | Nubes (clase y dirección) Wolken (Art und Richtung) | | | Agua caída Niederschlag | | | Evaporación Verdunstung | | | |
|---|---|---|---|---|---|---|---|---|---|---|---|---|---|---|---|---|---|---|
| | m/minuto | | | km | | | | | | | | mm | | | mm | | | |
| Min. | 7a | 2p | 9p | 9p-7a | 7a-2p | 2p-9p | 7a-7a | k/1h | 7a | 2p | 9p | 7a | 2p | 9p | 7a | 2p | 9p | 7a-7a |
| 5.6 | 90 | 35 | 0 | 43.6 | 21.1 | 5.6 | 112.0 | 4.7 | str-cu SE | fr-cu W | a-cu | — | — | — | 0.1 | 0.2 | 0.2 | 0.3 |
| 5.5 | 55 | 65 | 220 | 10.4 | 23.4 | 47.7 | 37.1 | 1.5 | ni NW | ni N | ni NW | 2.0 | 1.5 | 1.6 | 0.1 | 0.1 | 0.1 | 0.5 |
| 7.5 | 90 | 85 | 0 | 109.2 | 32.9 | 8.8 | 180.3 | 7.5 | ni W | ni NW | str-cu W | 6.2 | — | — | 0.4 | 0.3 | 0.1 | 0.6 |
| 4.5 | 0 | 110 | 0 | 4.7 | 20.0 | 26.2 | 46.4 | 1.9 | | fr-cu W | cu | — | — | — | 0.1 | 0.3 | 0.2 | 0.5 |
| 2.2 | 75 | 110 | 0 | 56.6 | 25.3 | 10.0 | 102.8 | 4.3 | | ci-str W | str | — | — | — | 0.1 | 0.2 | 0.3 | 0.6 |
| 5.6 | 120 | 150 | 290 | 17.0 | 65.7 | 100.6 | 52.3 | 2.2 | cu-ni N | ni N | ni W | 6.6 | 31.8 | 48.0 | 0.1 | 0.1 | 0.2 | 0.6 |
| 5.3 | 0 | 230 | 45 | 108.3 | 60.6 | 20.7 | 274.6 | 11.4 | str-cu NW | fr-cu W | | 2.6 | — | 0.0 | 0.5 | 0.5 | 0.3 | 0.8 |
| 4.3 | 115 | **450** | 30 | 54.1 | 55.6 | 36.2 | 135.4 | 5.6 | ni N | ni NW | ni W | 1.4 | 9.7 | 2.6 | 0.1 | 0.2 | 0.3 | 0.9 |
| 5.6 | 35 | 85 | 0 | 11.8 | 30.2 | 18.4 | 103.6 | 4.3 | | cu-ni NW | ni | 0.2 | 2.5 | — | 0.1 | 0.1 | 0.2 | 0.6 |
| 6.0 | 40 | 160 | 75 | 20.6 | 38.6 | 26.4 | 69.2 | 2.9 | ni NW | cu-ni N | ni N | 0.9 | — | 1.0 | 0.1 | 0.2 | 0.2 | 0.4 |
| 8.6 | 35 | 130 | 0 | 34.2 | 27.0 | 23.5 | 99.2 | 4.1 | | cu W | ni | 7.0 | — | — | 0.1 | 0.3 | 0.1 | 0.5 |
| 4.6 | 0 | 80 | 0 | 12.4 | 22.4 | 17.8 | 62.9 | 2.6 | | fr-cu SW | | 1.0 | — | — | 0.1 | 0.3 | 0.3 | 0.5 |
| 1.5 | 90 | 60 | 45 | 39.0 | 24.4 | 20.4 | 79.2 | 3.3 | ni NW | fr-cu N | ni N | — | — | — | 0.1 | 0.2 | 0.2 | 0.7 |
| 7.0 | 170 | 250 | 350 | 37.8 | 90.8 | 15.2 | 82.6 | 3.4 | ni N | ni N | ni N | 0.2 | 27.7 | 38.1 | 0.1 | 0.1 | 0.8 | 0.5 |
| 6.2 | 375 | 170 | 0 | 232.3 | 129.1 | 30.2 | **338.3** | **14.1** | cu-ni N | cu-ni NW | ni NW | 30.3 | 2.7 | 3.3 | 1.0 | 0.7 | 0.1 | **1.9** |
| 4.2 | 0 | 50 | 30 | 4.4 | 16.8 | 8.4 | 163.7 | 6.8 | | cu-ni N | cu-ni | — | 2.4 | 2.0 | 0.1 | 0.1 | 0.1 | 0.9 |
| 1.2 | 35 | 155 | 0 | 3.6 | 18.4 | 18.7 | 28.8 | 1.2 | | fr-cu S | cu | — | — | — | 0.0 | 0.1 | 0.1 | 0.2 |
| 0.2 | 120 | 100 | 115 | 12.0 | 32.6 | 27.5 | 49.1 | 2.0 | | cu-ni NW | cu-ni N | — | — | 3.2 | 0.1 | 0.0 | 0.0 | 0.3 |
| 2.6 | 180 | 155 | 50 | 141.6 | 72.1 | 42.2 | 201.7 | 8.4 | ni NE | cu-ni NW | ni N | 36.2 | 5.1 | — | 0.1 | 0.1 | 0.2 | **0.1** |
| 5.2 | 0 | 55 | 0 | 3.8 | 9.0 | 18.6 | 118.1 | 4.9 | | cu-ni NNE | | 0.8 | — | — | 0.1 | 0.1 | 0.2 | 0.4 |
| | | | | | | | | | | cu SW | | | | | | | | |
| 3.0 | 25 | 55 | 0 | 18.4 | 32.6 | 3.4 | 46.0 | 1.9 | | | ni NW | — | — | — | 0.1 | 0.1 | 0.0 | 0.4 |
| 3.5 | 40 | 50 | 0 | 35.8 | 43.9 | 13.6 | 71.8 | 3.0 | cu-ni E | str-cu NW | cu | 20.5 | 3.6 | — | 0.1 | 0.2 | 0.3 | 0.2 |
| **-1.4** | 30 | 0 | 0 | 0.5 | 3.0 | 1.8 | 58.0 | 2.4 | | cu-ni S | a-cu W | — | 0.0 | — | 0.1 | 0.0 | 0.1 | 0.6 |
| -0.3 | 0 | 0 | 0 | 0.3 | 2.4 | 0.4 | 5.1 | **0.2** | | cu-ni | a-cu W | 0.4 | 0.0 | — | 0.1 | 0.1 | 0.1 | 0.2 |
| 2.0 | 0 | 40 | 30 | 7.7 | 20.4 | 6.9 | 10.5 | 4.4 | str-cu | a-cu NW | ni | — | — | 0.0 | 0.1 | 0.2 | 0.1 | 0.3 |
| 6.7 | 80 | 40 | 0 | 44.0 | 37.0 | 7.2 | 71.3 | 3.0 | ni NE | str-cu | ni | 0.5 | 3.3 | 6.7 | 0.4 | 0.1 | 0.1 | 0.7 |
| 7.6 | 65 | 255 | 70 | 4.4 | 62.7 | 29.4 | 48.6 | 2.0 | cu SSW | cu-ni NW | | — | — | — | 0.1 | 0.2 | 0.2 | 0.3 |
| 2.6 | 35 | 0 | 0 | 6.1 | 8.4 | 0.2 | 98.2 | 4.1 | | fr-cu SSW | str | — | — | — | 0.1 | 0.1 | 0.3 | 0.5 |
| 0.6 | 0 | 0 | 0 | 0.0 | 0.2 | 0.1 | 8.6 | 0.4 | | ci-str NW | | — | — | — | 0.1 | 0.1 | 0.2 | 0.5 |
| 2.0 | 120 | 195 | 15 | 3.6 | 48.0 | 11.6 | **3.9** | **0.2** | ni NNE | ci-str NW | cu-ni N | 3.8 | 7.4 | 5.7 | 0.0 | 0.2 | 0.1 | 0.3 |
| 8.5 | 0 | 0 | 0 | 2.7 | 7.2 | 0.6 | 62.3 | 2.6 | cu-ni | cu-ni N | cu-ni | — | 1.1 | — | 0.1 | 0.1 | 0.1 | 0.4 |
| | | | | | | | | | | cu-ni | | | | | | | | |
| 4.1 | 65 | 107 | 44 | 34.9 | 34.9 | 19.3 | 91.0 | 3.9 | | | | 120.6 | 98.8 | 112.2 | 4.8 | 5.6 | 5.8 | 16.2 |

**ERTO VARAS** (H = 55 m) **MAYO 1912** φ = 41° 17′ S λ = 72° 57′ W $h_a$ = 6 m

| | | | | | | | | | | | | | | | | | | |
|---|---|---|---|---|---|---|---|---|---|---|---|---|---|---|---|---|---|---|
| 2.5 | 0 | 98 | 39 | 34.7 | 13.1 | 12.4 | 138.2 | 5.8 | str-cu NE | str-cu N, ci-cu N | ci SW | — | — | — | 0.0 | 0.4 | 0.3 | 0.0 |
| 8.4 | 402 | 274 | 328 | 27.4 | 50.5 | 49.9 | 52.9 | 2.2 | str-cu N | str-cu N | str-cu N | 6.3 | — | 10.2 | 0.0 | 0.8 | 0.0 | 0.7 |
| 8.4 | 0 | 48 | 0 | 86.0 | 2.5 | 0.7 | 186.4 | 7.8 | str-cu NW | str-cu SW | str-cu | 6.4 | — | — | 0.0 | 0.3 | 0.4 | 0.8 |
| 4.3 | 5 | 35 | 0 | 0.1 | 9.0 | 0.6 | **8.8** | **0.1** | str-cu SW, ci-cu | str-cu SW | str-cu SW | — | 0.3 | 0.1 | 0.0 | 0.1 | 0.0 | 0.7 |
| 3.1 | 90 | 30 | 74 | 46.8 | 74.1 | 74.3 | 56.4 | 2.4 | str-cu NW [SW | str-cu N | str-cu N | — | — | 0.1 | 0.4 | 0.8 | 0.8 | 0.5 |
| 3.0 | 520 | 534 | 538 | 34.4 | 295.6 | 67.9 | 182.8 | 7.6 | str-cu N | str-cu N | str-cu N | 2.8 | 3.5 | 1.9 | 0.4 | 0.8 | 0.2 | 2.0 |
| 4.9 | 90 | 0 | 6 | 50.6 | 4.2 | 113.1 | 414.1 | 17.3 | str-cu N | str-cu SE | str-cu SW | 5.9 | 1.5 | — | 0.1 | 0.4 | 0.2 | 1.1 |
| 2.0 | 118 | 112 | 0 | 148.5 | 14.3 | 13.3 | 265.8 | 11.1 | str-cu N | str cu N | | 4.5 | 1.6 | — | 0.6 | 1.2 | 0.4 | 1.2 |
| 5.6 | 0 | 5 | 0 | 52.8 | 17.5 | 1.8 | 80.4 | 3.4 | str-cu NW | str-cu SE | | 0.7 | 2.0 | — | 0.4 | 0.3 | 0.2 | 2.0 |
| 5.6 | 286 | 226 | 300 | 173.3 | 113.5 | 67.2 | 192.6 | 8.0 | str-cu N | str-cu N | str-cu N | — | — | 2.1 | 0.0 | 0.6 | 0.0 | 0.5 |
| 6.5 | 42 | 56 | 0 | 53.9 | 18.1 | 0.9 | 234.6 | 9.8 | str-cu N | str-cu SW | str-cu N | 3.1 | — | 2.6 | 0.0 | 0.6 | 0.1 | 0.6 |
| 6.4 | 7 | 10 | 33 | 8.9 | 122.5 | 0.6 | 27.9 | 1.2 | cu N, str-cu S | cu, ci | str-cu SW | 1.0 | — | — | 0.0 | 0.2 | 0.0 | 0.7 |
| 3.5 | 5 | 20 | 42 | 12.9 | 7.7 | 113.0 | 136.0 | 5.7 | str-cu N | str-cu S | str-cu | — | — | — | 0.0 | 0.1 | 0.0 | 0.2 |
| 8.7 | **598** | 534 | 511 | 306.0 | 233.4 | 90.3 | 426.7 | 17.8 | str-cu N | str-cu N | str-cu N | 0.5 | 6.3 | 21.0 | 0.6 | 0.0 | 0.0 | 0.7 |
| 7.2 | 122 | 54 | 0 | 165.8 | 30.9 | 6.0 | 489.5 | 20.4 | str-cu NW | ci W. str-cu W | str-cu NW | 10.7 | 4.8 | 3.0 | 0.0 | 0.3 | 0.0 | 0.0 |
| 1.5 | 0 | 0 | 76 | 20.3 | 6.4 | 12.9 | 57.2 | 2.4 | cu N, str-cu S | str-cu SW | str-cu NW | — | — | 5.7 | 0.0 | 0.3 | 0.0 | 0.3 |
| **-1.0** | 8 | 169 | 0 | 19.1 | 55.1 | 56.0 | 38.4 | 1.6 | str-cu S | | | — | — | — | 0.0 | 0.5 | 0.0 | 0.3 |
| -0.5 | 22 | 382 | 453 | 2.2 | 75.7 | 162.6 | 113.3 | 4.7 | str-cu NW | str-cu N | str-cu N | — | — | 8.6 | 0.0 | 0.0 | 0.0 | 0.5 |
| 4.4 | 429 | 265 | 182 | 407.3 | 91.7 | 15.4 | **645.6** | **26.9** | str-cu N [W | str-cu N | str-cu NW | 13.3 | 0.6 | 1.2 | 0.0 | 0.0 | 0.0 | 0.0 |
| 2.6 | 0 | 56 | 0 | 43.7 | 18.7 | 1.8 | 150.8 | 6.3 | str-cu SW, ci-cu S | str-cu N | str cu | 0.4 | — | — | 0.0 | 0.3 | 0.0 | 0.0 |
| 2.7 | 53 | 90 | 46 | 20.0 | 52.5 | 111.1 | 40.5 | 1.7 | str-cu N | str-cu NW | str-cu NW | — | 0.3 | — | 0.0 | 0.3 | 0.2 | 0.3 |
| 5.0 | 148 | 252 | 188 | 165.9 | 33.7 | 43.8 | 329.5 | 13.7 | str-cu N | str-cu SE | str-cu SE | 9.1 | 2.3 | 0.6 | 0.4 | 0.2 | 0.3 | 0.9 |
| -0.5 | 10 | 113 | 54 | 86.3 | | | 163.8 | 6.8 | ci-cu SW | str-cu SW | str-cu SW | — | — | 0.4 | 0.2 | — | — | 0.7 |
| 4.1 | 128 | 146 | 125 | 85.5 | 60.9 | 46.2 | 192.5 | 8.0 | | | | 64.7 | 23.2 | 57.5 | 3.1 | 8.5 | 3.5 | 14.7 |
| *4.0* | 124 | 151 | 180 | | 74.5 | 82.4 | | | str-cu N | str-cu N | str-cu N | 0.5 | 0.1 | 3.5 | | 0.6 | 1.0 | |
| *7.9* | 178 | 120 | 0 | 121.0 | 70.7 | 29.1 | 277.9 | 11.6 | str-cu N | str-cu NW | str-cu N, a-cu S | 5.8 | 6.0 | 3.8 | 0.5 | 0.4 | 0.0 | 2.1 |
| *4.6* | 0 | 0 | 0 | 2.7 | 16.8 | 39.6 | 102.5 | 4.3 | a-cu S | cu S | | — | — | — | 0.0 | 0.2 | 0.4 | 0.4 |
| *1.5* | 0 | 34 | 305 | 6.2 | 47.3 | 48.0 | 62.6 | 2.6 | cu E | ci NE | ci NE | — | — | — | 0.5 | 1.2 | 1.3 | 1.1 |
| 6.1 | 118 | 70 | 5 | 115.1 | 34.6 | 15.5 | 210.4 | 8.8 | ci SE | cu NE | ci SE | — | — | — | 1.4 | 1.0 | 0.8 | **3.9** |
| 5.0 | 5 | 190 | 24 | 30.7 | 56.0 | 0.3 | 80.8 | 3.4 | str-cu N | str cu N | fr-cu N | 0.9 | 3.2 | — | 0.6 | 0.4 | 0.5 | 2.4 |
| 10.2 | 5 | 0 | 0 | 13.5 | 4.8 | 1.9 | 69.8 | 2.9 | str-cu N | str-cu N | str-cu NE | — | 0.2 | 2.6 | 0.2 | 0.4 | 0.0 | 1.1 |

Las observaciones se efectuaron según hora oficial de Chile (75° de long.) Alle Beobachtungen nach chilenischer Einheitszeit (75° Länge).

**e el 24 los datos corresponden a LOS RISCOS, latitud 41° 13′ y longitud 72° 48′.**

**PUERTO MONTT** (H = 6 m) **MAYO 1912** φ = 41° 28′ S λ = 72° 55′ W $C_g$ =

| Dia Tag | Barómetro Barometer 700 mm + | | | Temperatura del aire Lufttemperatur C° | | | | | Humedad absoluta Absolute Feuchtigkeit mm | | | Humedad relativa Relative Feuchtigkeit % | | | Dirección y fuerza del viento Richtung und Stärke des Windes 0—12 B | | | | | | Nebulosidad Bewölkung 0—10 | | | Agua caída Niederschlag mm | Notas Bemerkungen |
|---|---|---|---|---|---|---|---|---|---|---|---|---|---|---|---|---|---|---|---|---|---|---|---|---|
| | 7a | 2p | 9p | 7a | 2p | 9p | Max. | Min. | 7a | 2p | 9p | 7a | 2p | 9p | 7a | | 2p | | 9p | | 7a | 2p | 9p | 7a-7a | |
| 1 | 68.0 | 66.7 | 65.9 | 7.0 | 13.0 | 5.5 | 13.9 | 4.0 | 6.4 | 8.0 | 6.1 | 85 | 72 | 91 | C | 0 | S | 1 | C | 0 | 10 | 4 | 0 | 9.4 | ◺ am, n; ≋ |
| 2 | 59.7 | 56.8 | 53.7 | 10.7 | 14.1 | 14.2 | 14.6 | 4.0 | 8.7 | 10.5 | **11.2** | 92 | 88 | 94 | N | 6 | N | 4 | N | 4 | 10 | 10 | 10 | 5.4 | ● n-8a, 2p-n |
| 3 | 56.5 | 57.5 | 57.5 | 10.5 | 12.4 | 10.0 | 16.0 | 4.2 | 8.9 | 8.9 | 8.0 | 94 | 85 | 87 | NW | 3 | S | 1 | NW | 1 | 10 | 10 | 10 | 27.4 | |
| 4 | 57.0 | 56.6 | 59.1 | 7.7 | 11.0 | 5.0 | 13.2 | 4.5 | 7.1 | 8.6 | 6.1 | 90 | 87 | 94 | NW | 2 | SE | 2 | W | 1 | 9 | 8 | 5 | — | ● ch MD; ◺ am, n |
| 5 | 60.5 | 60.3 | 60.1 | 8.7 | 12.6 | 11.0 | 13.1 | 5.0 | 6.9 | 7.6 | 6.2 | 83 | 70 | 63 | N | 3 | N | 3 | N | 3 | 9 | 10 | 10 | 3.9 | ◺ am, n |
| 6 | 51.4 | 46.0 | 48.2 | 10.0 | 12.0 | 11.5 | 12.0 | 9.2 | 8.0 | 9.2 | 8.7 | 87 | 89 | 87 | N | 3 | N | 6 | N | 3 | 10 | 10 | 10 | 5.0 | ● a interv |
| 7 | 51.7 | 55.8 | 59.4 | 6.4 | 12.0 | 7.4 | 12.4 | 5.6 | 6.7 | 8.0 | 6.5 | 93 | 76 | 85 | NW | 1 | SE | 2 | NW | 2 | 10 | 5 | 10 | 15.3 | ● an, ● ch 1p |
| 8 | 56.0 | 56.3 | 57.0 | 9.2 | 11.0 | 8.5 | 12.0 | 6.2 | 7.3 | 8.3 | 6.8 | 84 | 85 | 83 | N | 6 | N | 4 | N | 3 | 10 | 6 | 7 | 8.6 | ● a, ● ch p, △ 1p30; |
| 9 | 63.1 | 52.7 | 63.8 | 7.8 | 13.0 | 9.0 | 13.6 | 7.0 | 7.2 | 9.6 | 7.0 | 92 | 87 | 81 | NW | 3 | N | 2 | N | 2 | 9 | 7 | 10 | 11.2 | ● ch a [trueno |
| 10 | 61.6 | 60.7 | 60.8 | 9.0 | 10.0 | 10.2 | 11.2 | 8.0 | 7.4 | 8.2 | 8.6 | 87 | 89 | 93 | NW | 3 | N | 4 | N | 6 | 10 | 10 | 10 | 2.8 | ● a interv |
| 11 | 64.3 | 65.0 | 66.4 | 8.0 | 12.6 | 8.6 | 12.8 | 7.9 | 7.2 | 7.3 | 7.7 | 90 | 68 | 92 | NW | 1 | NW | 1 | NW | 1 | 9 | 8 | 10 | 11.8 | ● a interv 3p-n |
| 12 | 66.3 | 64.6 | 64.2 | 9.0 | 16.5 | 8.0 | **16.8** | 7.2 | 7.4 | 8.5 | 6.9 | 87 | **61** | 86 | N | 1 | C | 0 | C | 0 | 9 | 3 | 0 | 3.0 | ◺ am, n |
| 13 | 61.7 | 59.0 | 59.8 | 6.4 | 10.9 | 8.3 | 13.2 | 4.2 | | | | | | | W | 1 | W | 2 | N | 4 | 9 | 2 | 10 | — | ◺ am, n |
| 14 | 54.6 | 48.9 | 45.4 | 10.2 | 10.8 | 12.0 | 12.0 | 8.9 | 8.0 | 8.6 | 9.2 | 86 | 90 | 89 | N | 7 | NE | 9 | N | 8 | 10 | 10 | 10 | 3.6 | ● todo el día |
| 15 | **44.1** | 48.3 | 51.3 | 11.0 | 10.0 | 7.0 | 12.8 | 6.4 | 8.2 | 7.1 | 6.8 | 84 | 79 | 91 | NW | 3 | NW | 2 | NW | 1 | 9 | 7 | 10 | 41.1 | ● ch todo el día |
| 16 | 56.2 | 58.2 | 62.2 | 5.0 | 6.4 | 4.8 | 10.0 | 4.2 | 6.1 | 6.2 | 5.6 | 94 | 87 | 87 | NW | 2 | NW | 2 | W | 1 | 8 | 10 | 0 | 15.5 | ● ch 4p30; ◺ n |
| 17 | 64.5 | 65.9 | 68.2 | 2.6 | 10.9 | 2.3 | 11.1 | 0.8 | 5.2 | 6.3 | 5.1 | 94 | 64 | 94 | S | 1 | S | 3 | C | 0 | 2 | 1 | 0 | 2.0 | ⌐ an, ◺ n |
| 18 | 67.9 | 64.4 | 61.7 | 3.4 | 8.6 | 6.8 | 8.6 | 1.0 | 5.4 | 6.5 | 6.1 | 93 | 78 | 83 | NW | 1 | N | 4 | N | 9 | 9 | 10 | 10 | — | ● 3p30-MN |
| 19 | 56.1 | 58.4 | 60.7 | 7.0 | 8.0 | 7.6 | 8.0 | 5.6 | 6.9 | 7.6 | 7.1 | 93 | 94 | 91 | N | 7 | NW | 3 | NW | 2 | 9 | 10 | 10 | **43.4** | ● MN-7a15, ≡ a inte |
| 20 | 61.9 | 62.8 | 65.1 | 4.6 | 12.2 | 8.2 | 12.2 | 4.0 | 5.7 | 7.8 | 7.3 | 90 | 74 | 91 | W | 2 | NW | 1 | NW | 1 | 2 | 9 | 6 | 3.6 | ● ch 4p; ◺ am |
| 21 | 65.4 | 63.6 | 61.0 | 8.0 | 10.2 | 8.6 | 10.9 | 5.6 | 7.1 | 8.1 | 7.4 | 89 | 87 | 89 | NW | 2 | N | 3 | N | 3 | 9 | 10 | 6 | 0.5 | ≡ a interv a; ◠ 10a |
| 22 | 52.5 | 52.4 | 55.8 | 7.6 | 9.0 | 5.4 | 9.2 | 5.2 | 7.1 | 7.1 | 5.1 | 91 | 83 | 77 | NW | 1 | S | 3 | S | 1 | 10 | 9 | 0 | 15.3 | ● n-10a25, ● ch p |
| 23 | 60.2 | 61.1 | 63.8 | 1.6 | 8.3 | 4.8 | 9.8 | **0.6** | **4.6** | 5.6 | 5.6 | 89 | 69 | 87 | C | 0 | W | 1 | W | 2 | 5 | 9 | 6 | 4.4 | ● ch 7p30-n; ⌐ an; |
| 24 | 69.2 | 71.0 | **72.1** | 1.9 | 9.0 | 5.6 | 10.0 | 1.6 | 4.9 | 6.3 | 6.2 | 93 | 73 | 91 | W | 2 | W | 1 | W | 1 | 4 | 9 | 2 | 2.4 | ◺ am, n |
| 25 | 69.2 | 65.4 | 62.5 | 7.1 | 9.0 | 9.0 | 9.4 | 1.6 | 6.4 | 6.5 | 7.4 | 86 | 76 | 87 | NW | 4 | NE | 6 | N | 8 | 9 | 10 | 10 | — | ● II-MN; ◺ am |
| 26 | 60.0 | 61.3 | 64.1 | 10.0 | 11.0 | 9.9 | 11.0 | 8.1 | 8.2 | 8.8 | 8.1 | 89 | 90 | 89 | N | 6 | N | 4 | NW | 2 | 10 | 10 | 9 | 13.0 | ● MN-MD, ● ch p |
| 27 | 66.7 | 66.4 | 65.4 | 6.2 | 11.0 | 8.0 | 12.2 | 5.0 | 6.9 | 8.6 | 7.5 | **97** | 87 | 93 | SW | 1 | S | 1 | S | 1 | 5 | 9 | 4 | 10.8 | ◺ am, n; ≋ |
| 28 | 64.0 | 62.2 | 61.9 | 1.5 | 15.4 | 6.4 | 15.4 | 1.0 | 4.8 | 8.4 | 6.6 | 94 | 64 | 91 | C | 0 | C | 0 | C | 0 | 2 | 1 | 10 | — | ⌐ an, ◺ n; ◺ |
| 29 | 59.1 | 56.6 | 56.2 | 3.0 | 12.8 | 3.9 | 13.1 | 2.2 | 5.1 | 7.5 | 5.3 | 90 | 68 | 87 | W | 1 | C | 0 | C | 0 | 10 | 9 | 0 | — | ◺ am, n; ◺ |
| 30 | 56.6 | 55.5 | 59.2 | 8.2 | 14.0 | 12.0 | 14.0 | 2.0 | 7.4 | 6.2 | 9.2 | 92 | 78 | 89 | C | 0 | N | 3 | NW | 1 | 10 | 9 | 5 | 2.0 | ● n-11a; ◠ 3p |
| 31 | 61.2 | 63.0 | 64.6 | 11.1 | 14.7 | 9.8 | 16.2 | 9.0 | 8.6 | 9.5 | 8.1 | 87 | 76 | 89 | N | 1 | NW | 2 | W | 1 | 8 | 9 | 5 | 1.8 | ≋ |
| Pro. Mit. | 60.2 | 59.8 | 60.6 | 7.1 | 11.4 | 8.0 | 12.3 | 4.8 | 6.7 | 7.8 | 7.1 | 90 | 79 | 88 | | 2.4 | | 2.6 | | 2.3 | 8.2 | 7.9 | 6.6 | 263.2 | |

**PUNTA CORONA** (H = 25 m) **MAYO 1912** φ = 41° 51′ S λ = 73° 50′ W $C_g$ = –

| | | | | | | | | | | | | | | | | | | | | | | | | | |
|---|---|---|---|---|---|---|---|---|---|---|---|---|---|---|---|---|---|---|---|---|---|---|---|---|---|
| 1 | | | | 5.6 | 10.8 | 9.2 | 15.1 | 7.5 | 5.5 | 7.3 | 8.4 | 82 | 75 | 98 | SW | 1 | S | 1 | N | 2 | 0 | 10 | 10 | — | [-MN; ≡ 10a5 |
| 2 | | | | 12.0 | 13.4 | 13.0 | 14.5 | 7.5 | 10.2 | **10.9** | 9.8 | 98 | 96 | 89 | N | 10 | N | 11 | N | 5 | 10 | 10 | 10 | — | ● 8a15-11a10, 2p-6p50 |
| 3 | | | | 10.2 | 11.2 | 9.4 | 15.0 | 5.5 | 8.8 | 7.5 | 7.5 | 95 | 75 | 87 | NW | 1 | SW | 1 | C | 0 | 10 | 10 | 10 | 24.5 | ● MN-5a15 |
| 4 | | | | 8.4 | 11.2 | 10.2 | 13.4 | 6.0 | 7.8 | 9.7 | 7.0 | 94 | 98 | 76 | N | 4 | N | 6 | N | 5 | 10 | 10 | 10 | — | |
| 5 | | | | 11.2 | 11.4 | 11.0 | 14.7 | 6.3 | 8.2 | 8.3 | 9.3 | 83 | 83 | 95 | N | 5 | N | 4 | N | 2 | 10 | 10 | 10 | 6.2 | ● 0a15-5a5 |
| 6 | | | | 8.8 | 13.2 | 10.2 | **15.3** | 5.5 | 7.8 | 10.8 | 7.8 | 92 | 96 | 84 | NE | 6 | N | 11 | NW | 2 | 10 | 10 | 10 | 3.5 | ● 4a10-7a5, 9a-1p10, 2 |
| 7 | | | | 12.2 | 10.0 | 9.2 | 13.5 | 5.3 | 9.1 | 8.7 | 6.2 | 87 | 95 | 71 | SW | 1 | NW | 2 | N | 3 | 10 | 10 | 10 | 13.0 | ● 4a10-5a55, 10a5-10 |
| 8 | | | | 10.4 | 13.2 | 10.8 | 14.3 | 5.5 | 7.7 | 10.5 | 7.0 | 82 | 94 | 72 | N | 1 | NW | 2 | NW | 2 | 10 | 10 | 10 | 17.5 | ● MN-4a10, 8a25-1p45 |
| 9 | | | | 9.0 | 11.2 | 9.2 | 13.3 | 5.7 | 7.4 | 7.5 | 8.4 | 87 | 75 | 98 | NW | 1 | NW | 1 | N | 10 | 10 | 10 | 10 | 15.5 | ● MN-4a10, 10a15-1p |
| 10 | | | | 10.0 | 11.2 | 9.8 | 13.5 | 5.5 | 8.3 | 9.2 | 7.1 | 85 | 93 | 79 | N | 9 | N | 6 | SW | 1 | 10 | 5 | 10 | 13.2 | ● MN-4a55, 7a10-0p20 |
| 11 | | | | 8.2 | 10.6 | 9.6 | 12.5 | 6.5 | 7.7 | 7.4 | 7.4 | 94 | 77 | 84 | SW | 1 | NW | 1 | NW | 1 | 8 | 9 | 2 | 20.5 | [p3 |
| 12 | | | | 10.0 | 10.8 | 10.0 | 12.3 | 7.1 | 8.9 | 8.4 | 8.7 | 98 | 89 | 95 | NW | 1 | N | 2 | SW | 1 | 10 | 10 | 10 | 1.0 | ● 6a25-6a40, 7a45-8a10 |
| 13 | | | | 9.2 | 10.8 | 10.2 | 13.3 | 7.0 | 8.2 | 8.2 | 9.0 | 95 | 86 | 97 | C | 0 | NW | 2 | N | 7 | 10 | 10 | 10 | 6.5 | ◺ am; ≡ 8a5-0p50; ↙ M |
| 14 | | | | 11.2 | 11.4 | 12.0 | 14.3 | 6.5 | 8.9 | 9.8 | 9.9 | 90 | 98 | 96 | N | 10 | N | 7 | NW | 2 | 10 | 10 | 10 | 3.5 | ● 2a10-1p40, 1p45-8p |
| 15 | | | | 11.2 | 9.6 | 7.4 | 12.9 | 5.5 | 8.4 | 7.0 | 6.4 | 85 | 79 | 83 | SW | 1 | SW | 2 | SW | 1 | 10 | 10 | 10 | 40.5 | ● 2a5-5a50, 9a10-0p10 |
| 16 | | | | 6.8 | 9.0 | 6.6 | 13.0 | 5.0 | 6.3 | 6.1 | 6.0 | 85 | 71 | 83 | SW | 1 | S | 1 | NNW | 1 | 10 | 8 | 5 | 4.4 | |
| 17 | | | | 4.8 | 9.8 | 7.4 | 12.5 | 4.8 | 4.8 | 5.8 | 7.5 | 74 | **64** | 98 | N | 3 | N | 7 | N | 11 | 8 | 0 | 0 | — | ● 8p5-8p35 |
| 18 | | | | 9.2 | 8.2 | 7.8 | 12.0 | 6.2 | 6.2 | 7.4 | 7.5 | 71 | 92 | 94 | E | 2 | C | 0 | C | 0 | 10 | 10 | 10 | 1.3 | ● 4p5 8p55; ↙ N 1p10-1 |
| 19 | | | | 6.8 | 10.2 | 8.0 | 12.5 | 4.3 | 7.0 | 7.8 | 6.9 | 94 | 84 | 86 | NW | 5 | SW | 4 | SW | 2 | 10 | 10 | 0 | 10.0 | ● 8p55-MN |
| 20 | | | | 7.8 | 9.0 | 9.4 | 12.7 | 5.3 | 7.7 | 7.6 | 8.3 | 98 | 89 | 95 | NNW | 1 | C | 0 | N | 3 | 10 | 5 | 10 | 25.0 | |
| 21 | | | | 9.2 | 8.8 | 8.4 | 13.0 | 7.0 | 8.0 | 8.0 | 7.8 | 92 | 95 | 94 | N | 2 | W | 1 | E | 1 | 10 | 10 | 10 | 3.5 | ● 1a40-5a50, 3p45-MN |
| 22 | | | | 7.0 | 8.8 | 5.8 | 12.5 | 4.0 | 7.0 | 6.2 | **4.6** | 94 | 73 | 67 | S | 2 | SW | 1 | S | 2 | 10 | 10 | 5 | 10.2 | ● MN-2a40, ≡ 4p-4p1 |
| 23 | | | | 5.2 | 7.8 | 5.2 | 10.3 | **3.2** | 5.2 | 5.3 | 6.0 | 78 | 67 | 90 | SW | 1 | SW | 1 | SW | 1 | 10 | 5 | 3 | 14.5 | |
| 24 | | | | 5.6 | 8.0 | 6.8 | 11.0 | 4.5 | 5.3 | 6.9 | 6.7 | 79 | 86 | 91 | C | 0 | C | 0 | S | 1 | 5 | 0 | 0 | — | [45 |
| 25 | | | | 9.8 | 10.0 | 8.8 | 12.3 | 5.5 | 6.9 | 8.9 | 8.0 | 76 | 98 | 95 | N | 7 | N | 10 | N | 10 | 10 | 10 | 8 | — | ● 3p5-4p10, 4p45-MN |
| 26 | | | | 12.0 | 12.2 | 11.4 | 13.5 | 5.7 | 10.2 | 10.3 | 9.1 | 98 | 98 | 91 | N | 10 | NW | 5 | NW | 1 | 10 | 10 | 8 | **42.6** | ● MN-5a5, 9a10-1p40 |
| 27 | | | | 8.6 | 10.4 | 9.2 | 12.5 | 5.0 | 7.9 | 8.4 | 7.1 | 95 | 91 | 81 | SE | 1 | SE | 1 | S | 2 | 10 | 0 | 0 | 10.2 | ≡ 6a15-1p45 |
| 28 | | | | 7.4 | 11.6 | 8.8 | 12.7 | 5.6 | 6.6 | 7.0 | 6.8 | 86 | 69 | 81 | S | 4 | SSE | 5 | S | 4 | 0 | 0 | 0 | — | |
| 29 | | | | 7.8 | 11.8 | 7.2 | 12.5 | 5.5 | 7.0 | 7.6 | 7.4 | 89 | 74 | 98 | S | 4 | S | 5 | SW | 1 | 0 | 0 | 0 | — | |
| 30 | | | | 9.0 | 11.8 | 12.0 | 13.3 | 5.5 | 7.6 | 9.8 | 9.9 | 89 | 96 | 96 | E | 5 | NE | 7 | N | 4 | 10 | 10 | 10 | — | ● 7a45-1p40, 2p5-8p55 |
| 31 | | | | 11.0 | 12.4 | 11.4 | 13.5 | 5.9 | 9.3 | 9.7 | 8.6 | 95 | 91 | 86 | NE | 2 | N | 2 | N | 1 | 10 | 10 | 8 | 28.8 | ● 2a15-6a55 |
| Pro. Mit. | | | | 8.9 | 10.6 | 9.2 | 13.2 | 5.7 | 7.6 | 8.2 | 7.7 | 88 | 86 | 88 | | 3.3 | | 3.5 | | 2.9 | 8.7 | 7.8 | 7.1 | 315.9 | |

Barómetro reducido a 0°C y a gravedad normal.

Barometer reduciert auf 0°C und Normalsch

(1) 8p55; ↙ N 10a10-11p45. (2) 3p5-4p20, 9p10-MN. (3) 9p5-MN. (4) 55-8p50. (5) 6a55. (6) ↙ 6a55-10p30.

**TO MONTT** (H = 6 m) **MAYO 1912** φ = 41° 28′ S λ = 72° 55′ W $h_a$ = —

| p. a la mp. mp. reien. | Velocidad del viento Windgeschwindigkeit | | | | | | | Nubes (clase y dirección) Wolken (Art und Richtung) | | | Agua caída Niederschlag | | | Evaporación Verdunstung | | | |
|---|---|---|---|---|---|---|---|---|---|---|---|---|---|---|---|---|---|
| | m/minuto | | | km | | | | | | | mm | | | mm | | | |
| Min. | 7a | 2p | 9p | 9p-7a | 7a-2p | 2p-9p | 7a-7a | k/1h | 7a | 2p | 9p | 7a | 2p | 9p | 7a | 2p | 9p | 7a-7a |
| | | | | | | | | | a-cu NE | fr-cu NE | | — | — | — | | | | |
| | | | | | | | | | ni N | ni N | ni N | 5.4 | 0.5 | 12.9 | | | | |
| | | | | | | | | | a-str NW | cu-ni NW, ci-str | ci-str N | 14.0 | — | — | | | | |
| | | | | | | | | | a-cu NW | a-cu N | a-cu NW | — | 3.7 | — | | | | |
| | | | | | | | | | a-cu NW | a-str NW | a-str | 0.2 | — | — | | | | |
| | | | | | | | | | ni N | ni N | ni | 5.0 | 4.2 | 2.3 | | | | |
| | | | | | | | | | cu-ni N | fr-cu W | | 8.8 | 1.6 | — | | | | |
| | | | | | | | | | ni N | cu-ni N | ni N | 7.0 | 9.2 | 0.5 | | | | |
| | | | | | | | | | a-str NW | cu-ni W | a-str | 1.5 | 1.9 | — | | | | |
| | | | | | | | | | a-str NW | ni NW | ni | 0.9 | 1.8 | 5.4 | | | | |
| | | | | | | | | | a-cu NW | a-cu NW | a-str | 4.6 | — | 2.0 | | | | |
| | | | | | | | | | a-str NW | ci W | | 1.0 | — | -- | | | | |
| | | | | | | | | | ci-str SW | fr-cu | a-str | — | — | — | | | | |
| | | | | | | | | | ni N | ni N | ni | 3.6 | 9.3 | 18.0 | | | | |
| | | | | | | | | | ni NW | ni NW | ni NW | 13.8 | 3.7 | 8.4 | | | | |
| | | | | | | | | | ni NW | ni NW | | 3.4 | — | 2.0 | | | | |
| | | | | | | | | | fr-cu S | fr-cu S | | — | — | — | | | | |
| | | | | | | | | | a-cu N | a-cu N | ni N | — | — | 10.2 | | | | |
| | | | | | | | | | ni N | ni N | ni | 33.2 | 2.5 | 1.1 | | | | |
| | | | | | | | | | fr-cu W | ci-str W | a-str W | — | — | 0.5 | | | | |
| | | | | | | | | | a-cu NW | cu-ni NW | a-str | — | 0.8 | — | | | | |
| | | | | | | | | | ni NW | a-cu SW | | 14.5 | 4.0 | 0.4 | | | | |
| | | | | | | | | | ci W | a-cu W | ci W | — | — | 0.4 | | | | |
| | | | | | | | | | fr-cu SW | a-cu W | ci W | 2.0 | — | — | | | | |
| | | | | | | | | | ni N | a-str N | ni NE | -- | — | 5.8 | | | | |
| | | | | | | | | | ni N | ni NW | ci-str W | 7.2 | 8.4 | 2.0 | | | | |
| | | | | | | | | | fr-cu SW, ci NW | ci-str W | fr-cu S | 0.4 | — | — | | | | |
| | | | | | | | | | fr-cu S | ci | a-str NW | — | — | — | | | | |
| | | | | | | | | | ci-str NW | ci-str N | | - - | — | — | | | | |
| | | | | | | | | | ni N | ni N | fr-cu NW | 2.0 | 1.8 | — | | | | |
| | | | | | | | | | ni N | a-cu N | ci NW | — | — | — | | | | |
| | | | | | | | | | | | | 128.5 | 53.4 | 71.9 | | | | |

**TA CORONA** (H = 25 m) **MAYO 1912** φ = 41° 51′ S λ = 73° 50′ W $h_a$ = 3.6

| | | | | | | | | | | | | | | | | | | |
|---|---|---|---|---|---|---|---|---|---|---|---|---|---|---|---|---|---|---|
| 100 | 50 | 200 | | | | | | | ni | ni | — | — | — | | | | | |
| 1300 | 1500 | 600 | | | | | | ni | ni | ni | — | 2.5 | 6.0 | | | | | |
| 200 | 200 | 0 | | | | | | ni | ni | ni | 16.0 | — | — | | | | | |
| 500 | 700 | 560 | | | | | | ni | ni | ni | — | — | — | | | | | |
| 600 | 550 | 300 | | | | | | ni | ni | ni | 6.2 | — | — | | | | | |
| 700 | **1800** | 300 | | | | | | ni | ni | ni | 3.5 | 4.0 | 5.5 | | | | | |
| 100 | 200 | 400 | | | | | | ni | ni | ni | 3.5 | 1.5 | 2.5 | | | | | |
| 100 | 200 | 300 | | | | | | ni | ni | ni | 13.5 | 10.0 | — | | | | | |
| 100 | 100 | 1000 | | | | | | ni | ni | ni | 5.5 | 1.2 | — | | | | | |
| 900 | 720 | 100 | | | | | | ni | ni | ni | 12.0 | 6.0 | 14.5 | | | | | |
| 100 | 100 | 100 | | | | | | fr-str | ni | ni | — | — | — | | | | | |
| 100 | 200 | 50 | | | | | | ni | ni | ni | 1.0 | 6.5 | — | | | | | |
| 0 | 200 | 850 | | | | | | ni | ni | ni | — | — | — | | | | | |
| **1800** | 800 | 250 | | | | | | ni | ni | ni | 3.5 | 10.0 | 28.0 | | | | | |
| 50 | 200 | 100 | | | | | | ni | ni | ni | 2.5 | 3.0 | 1.4 | | | | | |
| 50 | 100 | 150 | | | | | | ni | a-cu, ci | | — | — | — | | | | | |
| 400 | 900 | **1800** | | | | | | fr-ni | | | — | — | 1.3 | | | | | |
| 300 | 0 | 0 | | | | | | ni | ni | ni | — | — | 10.0 | | | | | |
| 600 | 450 | 250 | | | | | | ni | ni | | — | — | 0·0 | | | | | |
| 150 | 0 | 450 | | | | | | ni | ci | ni | 25.0 | — | — | | | | | |
| 250 | 100 | 100 | | | | | | ni | ni | ni | 3.5 | — | 10.2 | | | | | |
| 300 | 100 | 200 | | | | | | ni | ni | | — | — | 0.0 | | | | | |
| 50 | 100 | 100 | | | | | | ni | cu-ni | | 14.5 | — | — | | | | | |
| 0 | 0 | 100 | | | | | | cu-ni | | | — | — | — | | | | | |
| 900 | 1500 | 1500 | | | | | | ni | ni | | — | — | 17.0 | | | | | |
| 1000 | 600 | 150 | | | | | | ni | cu-ni, ni | | 25.6 | 10.2 | — | | | | | |
| 100 | 100 | 300 | | | | | | ni | | | — | — | — | | | | | |
| 450 | 350 | 450 | | | | | | | | | — | — | — | | | | | |
| 450 | 600 | 100 | | | | | | | | | — | — | — | | | | | |
| 650 | 900 | 450 | | | | | | ni | ni | ni | — | 13.2 | 8.5 | | | | | |
| 300 | 250 | 100 | | | | | | ni | ni | | 7.1 | — | — | | | | | |
| 406 | 438 | 365 | | | | | | | | | 142.9 | 68.1 | 104.9 | | | | | |

Observaciones se efectuaron según hora oficial de Chile (75° de long.)

Alle Beobachtungen nach chilenischer Einheitszeit (75° Länge).

**HUAFO** (H = 142 m) **MAYO 1912** φ = 43° 33′ S λ = 74° 45′ W $C_g$ =

| Día / Tag | Barómetro Barometer 700 mm + 7a | 2p | 9p | Temperatura del aire Lufttemperatur C° 7a | 2p | 9p | Max. | Min. | Humedad absoluta Absolute Feuchtigkeit mm 7a | 2p | 9p | Humedad relativa Relative Feuchtigkeit % 7a | 2p | 9p | Dirección y fuerza del viento Richtung und Stärke des Windes 0—12 B 7a | 2p | 9p | Nebulosidad Bewölkung 0—10 7a | 2p | 9p | Agua caída Niederschlag mm 7a - 7a | Notas Bemerkungen |
|---|---|---|---|---|---|---|---|---|---|---|---|---|---|---|---|---|---|---|---|---|---|---|
| 1 | 57.1 | 55.7 | 51.7 | 6.3 | 10.1 | 7.3 | 11.7 | 5.9 | 3.9 | 6.7 | 7.1 | 55 | 72 | 93 | S 1 | NW 1 | NNW 1 | 3 | 3 | 10 | — | ≡ 10p40-MN |
| 2 | 43.8 | 40.2 | 39.5 | 12.2 | 12.4 | 10.2 | 12.6 | 7.5 | 10.3 | **10.6** | 8.7 | 98 | 99 | 94 | NNW 6 | N 7 | WSW 5 | 10 | 10 | 10 | 2.4 | ● 0 0p30-4p50, ● 1 ch |
| 3 | 43.0 | 45.7 | 45.8 | 8.9 | 10.0 | 7.8 | 10.3 | 7.6 | 7.2 | 6.7 | 7.0 | 86 | 73 | 89 | SW 4 | SW 4 | SW 2 | 8 | 5 | 3 | 16.6 | ● ch MN-3a15 |
| 4 | 44.3 | 44.1 | 44.2 | 7.1 | 11.0 | 9.0 | 11.2 | 6.8 | 7.2 | 8.6 | 7.8 | 96 | 87 | 92 | W 2 | NW 3 | NW 4 | 5 | 5 | 8 | — | ● ch 7p15-MN |
| 5 | 44.8 | 43.9 | 43.7 | 9.0 | 11.2 | 9.8 | 11.2 | 7.2 | 8.3 | 9.2 | 8.4 | 97 | 93 | 94 | NW 6 | NNW 6 | NNW 7 | 7 | 8 | 8 | 8.9 | ● ch MN-1p30, △ 2 |
| 6 | 38.8 | **26.8** | 33.8 | 8.1 | 10.2 | 7.5 | 10.4 | 6.2 | 8.0 | 9.3 | 6.1 | 99 | **00** | 79 | E 4 | NE 6 | SW 8 | 10 | 10 | 8 | 24.4 | ● 2 ch MN-5a20, ● 0 |
| 7 | 38.3 | 41.4 | 42.8 | 6.4 | 8.4 | 7.8 | 8.8 | 3.7 | 4.0 | 4.5 | 5.9 | 55 | 55 | 75 | WNW 5 | N 4 | NNW 7 | 6 | 6 | 8 | **30.3** | ● 1 11p-MN [0p5 |
| 8 | 40.5 | 42.7 | 46.1 | 6.2 | 9.6 | 8.8 | 9.8 | 6.0 | 6.7 | 6.6 | 7.9 | 94 | 74 | 93 | NNW 8 | NNW 5 | W 4 | 7 | 8 | 6 | 10.4 | ● 1 MN-2a50, ● ch 7 |
| 9 | 49.5 | 49.4 | 49.6 | 7.6 | 10.3 | 8.8 | 10.9 | 7.0 | 6.5 | 6.6 | 7.3 | 83 | 71 | 87 | W 5 | WNW 3 | NW 4 | 7 | 3 | 8 | 2.9 | ● 0 ch 1a20-4a23 |
| 10 | 51.7 | 51.6 | 51.9 | 7.6 | 8.7 | 9.8 | 9.8 | 7.0 | 6.7 | 7.4 | 6.9 | 86 | 88 | 76 | NNW 5 | WSW 7 | WSW 3 | 10 | 6 | 5 | 3.3 | ● 0 2a50-11a30 |
| 11 | 46.2 | 46.3 | 49.3 | 9.6 | 9.8 | 7.7 | 10.0 | 6.5 | 8.2 | 6.9 | 6.2 | 92 | 76 | 79 | W 2 | NW 4 | W 5 | 7 | 6 | 8 | 3.7 | ‖ 0 6p25-MN |
| 12 | 52.7 | 52.6 | 52.3 | 9.2 | 11.8 | 9.8 | 12.0 | 6.4 | 8.7 | 9.1 | 8.0 | **00** | 88 | 88 | WSW 4 | WNW 2 | WNW 3 | 10 | 5 | 5 | 3.7 | ‖ 0 MN-10a30 |
| 13 | 48.5 | 44.5 | 41.2 | 8.6 | 9.8 | 10.3 | 10.8 | 8.1 | 7.1 | 8.8 | 9.3 | 86 | 98 | **00** | NW 3 | N 6 | N 9 | 7 | 10 | 10 | 1.5 | ≡ 2 2a20-6a18, 8a40-M |
| 14 | 36.5 | 29.5 | 28.5 | 11.2 | 12.1 | 10.4 | 12.2 | 10.0 | 9.7 | 10.4 | 9.3 | 98 | 99 | 99 | N 6 | N 9 | NW 8 | 10 | 10 | 10 | 11.4 | ● 1 ch 3a-35-5a45; ≡ 1 a |
| 15 | 27.9 | 34.5 | 38.5 | 8.4 | 6.8 | 7.8 | 8.6 | 6.0 | 7.0 | 6.3 | 5.9 | 86 | 85 | 75 | WSW 7 | SW 8 | SW 4 | 8 | 5 | 3 | 6.2 | △ 0 10a20-10a25, 11a |
| 16 | 43.4 | 45.7 | 48.6 | 6.3 | 6.2 | 6.1 | 7.1 | 4.7 | 6.0 | 5.8 | 4.7 | 84 | 82 | 68 | SW 3 | SW 3 | SSW 7 | 5 | 9 | 3 | 2.2 | △ 0 7a25-7a28, 10a30-1 |
| 17 | 54.1 | 55.7 | 57.0 | 5.0 | 9.9 | 6.2 | 10.4 | 4.8 | 4.8 | 6.0 | 5.8 | 74 | 65 | 82 | S 3 | SE 2 | NE 1 | 3 | 2 | 2 | 3.6 | ‖ 0 0a35-0a38 |
| 18 | 51.7 | 45.3 | 45.2 | 7.5 | 8.5 | 9.0 | 9.6 | 5.1 | 6.1 | 7.7 | 6.9 | 79 | 93 | 80 | NNE 6 | NE 7 | SW 5 | 10 | 10 | 5 | 0.8 | ‖ 5a10-5p45 |
| 19 | 45.3 | 45.9 | 47.8 | 7.6 | 9.1 | 7.7 | 9.2 | 6.2 | 5.8 | 6.6 | 6.9 | 74 | 76 | 89 | SW 3 | SW 5 | SW 3 | 5 | 5 | 7 | 4.0 | ● ch 4p20-8p10 |
| 20 | 48.9 | 50.2 | 52.7 | 7.8 | 10.0 | 9.2 | 10.7 | 6.8 | 6.8 | 8.1 | 7.3 | 86 | 88 | 84 | NW 2 | NW 2 | WNW 2 | 9 | 7 | 8 | 4.6 | ● ch 6p20-7p15 |
| 21 | 52.8 | 50.1 | 48.0 | 7.4 | 8.5 | 7.2 | 9.0 | 6.4 | 6.6 | 6.7 | 6.9 | 86 | 81 | 91 | WNW 3 | WNW 4 | SW 3 | 8 | 8 | 5 | 0.8 | ≡ 2a20-6a10 |
| 22 | 43.1 | 42.5 | 45.1 | 6.0 | 7.0 | 6.0 | 7.5 | 4.3 | 5.4 | **8.8** | 4.2 | 78 | 51 | 60 | S 2 | S 5 | S 5 | 6 | 2 | 3 | — | |
| 23 | 47.1 | 48.6 | 52.4 | 5.8 | 4.9 | 6.1 | 6.8 | **3.0** | 4.0 | 4.4 | 4.2 | 58 | 67 | 60 | SW 6 | SW 5 | SW 7 | 8 | 6 | 4 | — | △ 1p50-1p54, 2p15-2 |
| 24 | 56.9 | 58.6 | **58.7** | 6.3 | 7.8 | 7.8 | 8.2 | 3.9 | 5.8 | 5.7 | 5.8 | 81 | 72 | 73 | SW 6 | SW 5 | WNW 4 | 5 | 5 | 10 | 2.8 | ‖ 10p20-MN |
| 25 | 51.8 | 49.0 | 48.3 | 7.9 | 11.0 | 10.0 | 11.0 | 5.0 | 7.6 | 9.5 | 8.9 | 96 | 97 | 98 | N 7 | NW 7 | NW 4 | 10 | 10 | 10 | 2.0 | ‖ MN-9a40; ≡ 9a40 |
| 26 | 43.8 | 45.9 | 50.4 | 10.1 | 10.9 | 9.0 | 11.2 | 8.1 | 9.1 | 8.6 | 8.3 | 99 | 89 | 97 | NW 5 | W 6 | W 5 | 9 | 5 | 8 | 9.4 | ● 1 ch 2a55-5a30, 3p20 |
| 27 | 55.4 | 56.2 | 55.8 | 9.2 | 10.3 | 8.9 | 11.3 | 8.0 | 7.8 | 8.1 | 6.8 | 91 | 88 | 80 | W 3 | W 2 | SSW 1 | 4 | 5 | 3 | 3.3 | ∞ 0p35-4p30 [≡ a |
| 28 | 53.9 | 52.9 | 51.1 | 8.1 | 12.7 | 10.5 | 13.3 | 7.1 | 5.5 | 5.9 | 6.3 | 68 | 54 | 67 | SE 1 | ESE 1 | E 2 | 2 | 2 | 2 | — | ⌓ |
| 29 | 48.0 | 45.1 | 43.7 | 9.2 | 14.0 | 11.3 | **14.8** | 8.8 | 5.2 | 7.0 | 5.1 | 60 | 59 | 51 | E 4 | E 4 | ENE 5 | 3 | 2 | 4 | — | |
| 30 | 43.9 | 42.7 | 45.5 | 9.9 | 10.7 | 10.0 | 11.0 | 9.1 | 7.9 | 7.9 | 8.8 | 87 | 83 | 96 | NE 5 | NE 5 | E 2 | 9 | 8 | 10 | — | ≡ 5p20-MN |
| 31 | 48.9 | 50.5 | 53.2 | 10.3 | 11.5 | 10.0 | 11.6 | 9.6 | 9.0 | 9.5 | 8.0 | 96 | 95 | 87 | E 1 | E 1 | SE 1 | 8 | 10 | 10 | 0.3 | ≡ MN-6a45, ≡ 0p15 |
| Pro. Mit. | 46.9 | 46.3 | 47.2 | 8.1 | 9.8 | 8.6 | 10.4 | 6.5 | 6.9 | 7.4 | 7.0 | 84 | 81 | 83 | 4.1 | 4.5 | 4.2 | 7.1 | 6.3 | 6.5 | 159.5 | |

**EVANGELISTAS** (H = 55 m) **MAYO 1912** φ = 52° 24′ S λ = 75° 06′ W $C_g$ = +

| Día / Tag | Barómetro Barometer 700 mm + 7a | 2p | 9p | Temperatura del aire Lufttemperatur C° 7a | 2p | 9p | Max. | Min. | Humedad absoluta Absolute Feuchtigkeit mm 7a | 2p | 9p | Humedad relativa Relative Feuchtigkeit % 7a | 2p | 9p | Dirección y fuerza del viento Richtung und Stärke des Windes 0—12 B 7a | 2p | 9p | Nebulosidad Bewölkung 0—10 7a | 2p | 9p | Agua caída Niederschlag mm 7a - 7a | Notas Bemerkungen |
|---|---|---|---|---|---|---|---|---|---|---|---|---|---|---|---|---|---|---|---|---|---|---|
| 1 | 54.6 | 58.8 | 50.3 | 5.8 | 6.0 | 6.0 | 6.0 | 2.4 | 6.1 | 6.0 | 5.9 | 88 | 87 | 85 | SW 9 | WSW 9 | W 7 | 9 2 | 10 2 | 8 0 | 3.9 | ● 1 ch, △ 1; ↙ SW hast |
| 2 | 35.8 | 31.6 | 34.2 | 7.6 | 4.9 | 4.0 | 7.6 | 0.9 | 7.3 | 5.7 | **3.3** | 94 | 89 | **55** | WNW 10 | SSW 7 | SSW 9 | 10 2 | 10 | 8 2 | 11.6 | ● 1a-7p15, △ 0; ≡ 7a25 |
| 3 | 36.6 | 30.4 | 31.8 | 3.2 | 6.9 | 6.0 | 6.9 | **-2.0** | 3.7 | 6.5 | 5.7 | 65 | 87 | 82 | SW 8 | W 9 | SW 9 | 10 2 | 10 2 | 10 2 | 13.7 | ● 2 8a30-11a40, ✳ 1 ch |
| 4 | 32.5 | 30.6 | 33.9 | 6.1 | 5.8 | 4.0 | 6.2 | 0.5 | 5.8 | 5.0 | 5.1 | 83 | 73 | 84 | WSW 8 | WSW 8 | NW 6 | 7 2 | 7 2 | 5 2 | 10.4 | ● 0 ch |
| 5 | 32.8 | 42.4 | 44.2 | 3.8 | 3.0 | 2.6 | 4.0 | -0.9 | 5.2 | 4.1 | 4.6 | 87 | 73 | 82 | SSW 4 | WSW 4 | WSW 4 | 10 2 | 5 0 | 7 0 | 3.8 | ✳ 1 ch, △ 1 ch |
| 6 | 46.0 | 43.7 | 41.3 | 3.1 | 4.3 | 3.9 | 4.4 | -0.7 | 5.4 | 3.8 | 4.7 | 95 | 62 | 77 | SSW 3 | SW 2 | N 4 | 4 2 | 6 0 | 8 2 | 2.0 | ✳ 0 ch, △ de 9p-MN; |
| 7 | 39.7 | 40.2 | 44.1 | 3.4 | 5.0 | 4.9 | 5.0 | 0.4 | 4.5 | 5.5 | 5.1 | 76 | 84 | 79 | W 3 | W 4 | SW 4 | 8 2 | 10 1 | 10 2 | 0.5 | ● 0 a interv, ● 1 ch |
| 8 | 45.6 | 45.6 | 46.0 | 4.1 | 5.1 | 5.5 | 5.5 | -0.7 | 5.0 | 4.7 | 6.1 | 82 | 73 | 91 | WSW 4 | W 5 | NNW 6 | 10 2 | 10 2 | 10 2 | 4.3 | ● 0 8p-10p10 |
| 9 | 46.7 | 43.4 | 37.2 | 6.2 | 6.9 | 7.1 | 7.2 | 2.7 | 6.5 | 5.5 | 7.4 | 91 | 74 | 99 | NW 5 | WNW 8 | NW 9 | 10 2 | 10 2 | 10 2 | 2.0 | ● 1 y ≡ 6p30-MN |
| 10 | 37.1 | 40.3 | 43.2 | 6.2 | 6.2 | 6.2 | 6.4 | 2.2 | 5.7 | 5.0 | 6.2 | 81 | 71 | 88 | W 8 | WSW 8 | WSW 6 | 10 2 | 8 2 | 10 2 | 18.4 | ● 1 y ≡ MN-1a40, ● 1 |
| 11 | 36.3 | 34.4 | 44.3 | 7.2 | 6.1 | 5.0 | 7.2 | 1.9 | 7.4 | 6.2 | 5.4 | 98 | 88 | 83 | W 8 | SW 8 | SW 7 | 10 2 | 10 2 | 10 2 | 15.8 | ● ch 9a40-1p40 |
| 12 | 43.6 | 41.3 | 39.2 | 7.8 | 8.1 | 8.8 | **9.0** | 2.0 | 7.6 | 7.7 | 8.2 | 96 | 96 | 98 | W 9 | WNW 8 | WNW 10 | 10 2 | 10 2 | 10 2 | 19.1 | ● 1 2p-III; ≡ 1 3p20-III |
| 13 | 34.0 | 27.6 | 28.0 | 9.0 | 9.0 | 8.2 | **9.0** | 4.8 | **8.6** | **8.6** | 7.4 | 00 | 00 | 92 | NW 9 | NW 10 | NW 8 | 10 2 | 10 2 | 10 2 | **46.1** | ● 1 I-4p; ≡ I-4p; ↙ NW |
| 14 | 26.3 | 25.9 | **24.8** | 6.9 | 6.7 | 5.4 | 7.7 | 2.7 | 7.1 | 6.2 | 6.5 | 96 | 84 | 97 | WNW 9 | W 7 | SW 7 | 10 2 | 4 1 | 10 2 | 29.8 | ● 1 8a-9p, ● 1 ch; ≡ 1 a |
| 15 | 47.3 | 32.4 | 37.1 | 5.2 | 6.0 | 6.8 | 6.8 | 1.5 | 6.4 | 6.3 | 6.6 | 97 | 90 | 90 | SW 3 | SW 2 | SW 4 | 8 2 | 9 2 | 10 2 | 2.8 | ● 1 9p45-MN, ‖ a inte |
| 16 | 41.7 | 52.6 | 59.1 | 4.2 | 4.9 | 4.7 | 4.9 | 0.4 | 5.4 | 5.5 | 5.5 | 87 | 84 | 86 | SSW 9 | SSE 8 | SE 4 | 10 2 | 7 1 | 6 1 | 10.9 | ● 0 a interv; ≡ 1 a inter |
| 17 | 61.1 | 58.7 | 53.7 | 3.9 | 5.4 | 6.3 | 6.5 | 0.5 | 5.7 | 6.1 | 6.2 | 93 | 91 | 87 | E 1 | NNW 6 | NNW 7 | 5 2 | 8 1 | 10 2 | 0.2 | ● ch 11p15-MN |
| 18 | 46.2 | 48.2 | 50.3 | 5.9 | 7.0 | 6.2 | 7.1 | 2.1 | 6.5 | 6.4 | 6.2 | 94 | 85 | 88 | NW 8 | SW 2 | SW 3 | 10 2 | 7 1 | 5 1 | 5.9 | ● ch MN-9a, ‖ 0 |
| 19 | 51.4 | 50.4 | 49.0 | 5.5 | 5.5 | 4.8 | 5.6 | 1.8 | 5.9 | 6.8 | 6.4 | 88 | 00 | 00 | SSW 2 | SSW 2 | NW 4 | 9 2 | 8 0 | 4 0 | 5.0 | ‖ 1 a interv |
| 20 | 44.6 | 44.7 | 44.4 | 5.8 | 6.3 | 4.6 | 6.3 | 1.5 | 6.9 | 6.0 | 5.2 | 00 | 84 | 77 | NNW 6 | W 6 | WSW 6 | 10 2 | 8 2 | 8 2 | 7.1 | ● 6a30-9a, ● 0 ch, △ 0 |
| 21 | 48.7 | 50.9 | 51.7 | 3.9 | 2.8 | 2.2 | 4.8 | -1.9 | 5.2 | 5.1 | 5.2 | 85 | 91 | 96 | SSW 6 | SW 5 | SSW 7 | 6 2 | 5 2 | 5 2 | 4.6 | ‖ 1 a interv, ● 1 ch, ✳ 1 |
| 22 | 52.4 | 48.4 | 42.6 | 2.7 | 4.0 | 3.0 | 4.0 | -1.6 | 4.9 | 5.1 | 5.7 | 87 | 84 | 00 | SW 2 | W 6 | W 8 | 8 2 | 10 2 | 10 2 | 1.1 | ● 1 7a40-9a30, ✳ 1 ch |
| 23 | 44.9 | 49.9 | 52.8 | 4.2 | 4.4 | 5.1 | 5.1 | -0.5 | 4.9 | 6.1 | 6.2 | 79 | 98 | 95 | SSW 9 | SSW 8 | SW 7 | 4 0 | 9 2 | 8 2 | 7.2 | ✳ 1 ch y △ 1 ch 4p-9p30 |
| 24 | 56.3 | 57.3 | 53.7 | 4.7 | 5.2 | 5.7 | 5.7 | 1.0 | 5.9 | 5.7 | 6.3 | 92 | 86 | 93 | SW 7 | SW 3 | NNW 4 | 9 2 | 8 1 | 10 0 | 1.2 | ● 1 ch |
| 25 | 34.8 | 28.9 | 35.6 | 6.0 | 5.7 | 5.2 | 6.4 | 2.1 | 6.4 | 6.4 | 6.3 | 91 | 94 | 95 | NNE 7 | NNW 8 | SW 6 | 10 2 | 10 2 | 10 2 | 1.0 | ● 2 7a30-8a, ● 2 8p-10p |
| 26 | 47.8 | 52.5 | 58.0 | 4.6 | 4.2 | 4.8 | 4.8 | 0.8 | 5.6 | 4.0 | 3.8 | 89 | 65 | 59 | SSE 5 | SSE 5 | SSE 2 | 10 2 | 7 2 | 7 1 | 27.7 | ⌓ an |
| 27 | 63.4 | 65.2 | **68.7** | 3.6 | 3.4 | 3.0 | 3.6 | -0.2 | 4.6 | 4.3 | 4.7 | 78 | 73 | 83 | SE 4 | E 1 | E 2 | 8 2 | 7 2 | 7 1 | — | |
| 28 | 67.6 | 65.1 | 64.4 | 2.9 | 3.2 | 3.1 | 3.2 | -0.2 | 4.8 | 5.6 | 5.5 | 85 | 97 | 96 | E 3 | E 4 | E 4 | 4 0 | 2 0 | 3 0 | — | ⌓ an |
| 29 | 59.2 | 56.4 | 55.3 | 4.5 | 4.6 | 4.8 | 4.8 | 0.2 | 5.6 | 5.6 | 4.8 | 89 | 89 | 74 | E 3 | E 3 | SE 2 | 10 1 | 10 1 | 4 1 | — | |
| 30 | 51.2 | 50.6 | 50.7 | 4.8 | 5.4 | 6.0 | 6.0 | 0.2 | 6.2 | 6.3 | 6.1 | 97 | 94 | 88 | SE 4 | E 4 | NNW 1 | 5 1 | 7 1 | 0 | — | |
| 31 | 52.1 | 54.2 | 54.5 | 7.0 | 7.9 | 7.7 | 7.9 | 2.2 | 7.3 | 8.0 | 7.9 | 98 | 00 | 00 | NNW 4 | NNW 5 | NNW 4 | 8 2 | 10 1 | 10 1 | — | |
| Pro. Mit. | 45.8 | 45.2 | 45.9 | 5.2 | 5.5 | 5.2 | 6.0 | 0.8 | 5.9 | 5.8 | 5.8 | 89 | 85 | 87 | 5.8 | 5.6 | 5.5 | 8.5 | 8.1 | 7.8 | 256.1 | |

Barómetro reducido a 0°C y a gravedad normal.

Barometer reduciert auf 0°C und Normalsch

(1) 2a14, 0p30-0p34, ● ch 6p-MN, ⌜ 2a5-2a20, NW-SW, relamp. blanc. (2) 11a14, 11a41-11a46. (3) 9p30-9p35, 10p5-10p8.

**0** (H = 142 m) **MAYO 1912** φ = 43° 33′ S λ = 74° 45′ W $h_a$ =

| p. a la mp. mp. reien. Min. | Velocidad del viento Windgeschwindigkeit m/minuto 7a | 2p | 9p | km 9p-7a | 7a-2p | 2p-9p | 7a-7a | k/1h | Nubes (clase y dirección) Wolken (Art und Richtung) 7a | 2p | 9p | Agua caída Niederschlag mm 7a | 2p | 9p | Evaporación Verdunstung mm 7a | 2p | 9p | 7a-7a |
|---|---|---|---|---|---|---|---|---|---|---|---|---|---|---|---|---|---|---|
| | 60 | 34 | 133 | 36.0 | 14.0 | 56.0 | 653.0 | 27.2 | str-cu | str-cu | str | — | — | — | | | | |
| | 786 | 1002 | 684 | 468.0 | 421.0 | 290.0 | 538.0 | 22.4 | str | ni | str | 2.4 | 6.6 | 7.1 | | | | |
| | 582 | 450 | 165 | 350.0 | 190.0 | 69.0 | 1061.0 | 44.2 | fr-ni | a-cu | cu | 2.9 | — | — | | | | |
| | 168 | 432 | 552 | 101.0 | 182.0 | 229.0 | 360.0 | 15.0 | cu-ni | cu-ni | cu-ni | — | — | 1.3 | | | | |
| | 750 | 834 | 936 | 453.0 | 350.0 | 395.0 | 864.0 | 36.0 | cu-ni | cu-ni | cu-ni | 7.6 | 7.2 | 3.1 | | | | |
| | 552 | 852 | 1086 | 331.0 | 360.0 | 454.0 | 1076.0 | 44.8 | ni | ni | cu-ni | 14.1 | 29.5 | 0.8 | | | | |
| | 732 | 516 | 984 | 442.0 | 220.0 | 413.0 | 1256.0 | 52.3 | cu-ni | cu-ni | cu-ni | — | — | — | | | | |
| | 1068 | 600 | 582 | 640.0 | 250.0 | 248.0 | 1273.0 | 53.0 | cu-ni | cu-ni | cu-ni | 10.4 | — | — | | | | |
| | 600 | 432 | 498 | 357.0 | 184.0 | 211.0 | 855.0 | 35.6 | cu-ni | cu-ni | cu-ni | 2.9 | — | — | | | | |
| | 684 | 918 | 432 | 410.0 | 382.0 | 180.0 | 805.0 | 33.5 | ni | cu-ni | cu-ni | 3.3 | 3.7 | — | | | | |
| | 168 | 450 | 714 | 101.0 | 191.0 | 298.0 | 663.0 | 27.6 | cu-ni | cu-ni | cu-ni | — | — | 0.7 | | | | |
| | 564 | 264 | 336 | 341.0 | 129.0 | 137.0 | 830.0 | 34.5 | str | fr-cu | fr-cu | 3.0 | 1.2 | — | | | | |
| | 300 | 834 | **1416** | 183.0 | 353.0 | 593.0 | 449.0 | 18.7 | cu-ni | str | ni | 0.3 | 0.4 | 2.0 | | | | |
| | 798 | 1314 | 1134 | 479.0 | 550.0 | 479.0 | 1425.0 | 59.4 | ni | ni | ni | 9.0 | 2.1 | 2.0 | | | | |
| | 1014 | 1116 | 498 | 610.0 | 467.0 | 210.0 | **1639.0** | **68.3** | ni | cu-ni | cu-ni | 2.1 | 2.2 | — | | | | |
| | 348 | 414 | 918 | 214.0 | 172.0 | 385.0 | 891.0 | 37.1 | cu-ni | cu-ni | cu-ni | — | 1.5 | 0.4 | | | | |
| | 318 | 167 | 107 | 191.0 | 70.0 | 45.0 | 748.0 | 31.2 | cu | fr-cu | fr-cu | 1.7 | — | — | | | | |
| | 768 | 1002 | 702 | 462.0 | 420.0 | 296.0 | 577.0 | 24.0 | ni | ni | cu-ni | 0.8 | 2.8 | 1.2 | | | | |
| | 432 | 600 | 348 | 256.0 | 250.0 | 91.0 | 972.0 | 40.5 | fr-cu | cu-ni | cu-ni | — | — | 4.6 | | | | |
| | 168 | 234 | 264 | 101.0 | 97.0 | 115.0 | 442.0 | 18.4 | cu | cu-ni | cu-ni | — | — | 0.6 | | | | |
| | 402 | 498 | 318 | 240.0 | 213.0 | 134.0 | 452.0 | 18.8 | cu-ni | cu-ni | cu-ni | 0.2 | — | — | | | | |
| | 234 | 714 | 750 | 141.0 | 301.0 | 314.0 | 488.0 | 20.3 | cu-ni | fr-cu | fr-cu | — | — | — | | | | |
| | 798 | 600 | 900 | 475.0 | 250.0 | 379.0 | 1090.0 | 45.4 | cu-ni | cu-ni | cu-ni | — | 2.0 | 0.8 | | | | |
| | 786 | 636 | 498 | 472.0 | 269.0 | 210.0 | 1101.0 | 45.9 | cu-ni | cu-ni | cu-ni | — | — | — | | | | |
| | 1032 | 936 | 468 | 615.0 | 390.0 | 198.0 | 1094.0 | 45.6 | ni | ni | ni | 2.0 | 1.0 | 0.3 | | | | |
| | 618 | 786 | 714 | 368.0 | 330.0 | 300.0 | 956.0 | 39.8 | cu-ni | ci-str | cu-ni | 8.1 | 0.3 | 3.0 | | | | |
| | 348 | 162 | 546 | 213.0 | 68.0 | 23.0 | 843.0 | 35.1 | cu-ni | cu-ni | ci | — | — | — | | | | |
| | 67 | 158 | 234 | 40.0 | 67.0 | 100.0 | **181.0** | **5.5** | ci | ci | fr-cu | — | — | — | | | | |
| | 450 | 486 | 618 | 266.0 | 200.0 | 260.0 | 433.0 | 18.0 | ci-str | ci-str | ci-str | — | — | — | | | | |
| | 732 | 684 | 216 | 435.0 | 287.0 | 92.0 | 895.0 | 37.3 | str-cu | str-cu | str | — | — | 0.1 | | | | |
| | 73 | 93 | 40 | 44.0 | 39.0 | 17.0 | 423.0 | 17.6 | str-cu | str | str | 0.2 | — | — | | | | |
| | 529 | 588 | 574 | 317.2 | 247.3 | 232.9 | 815.6 | 34.0 | | | | 71.0 | 60.5 | 28.0 | | | | |

**GELISTAS** (H = 55 m) **MAYO 1912** φ = 52° 24′ S λ = 75° 06′ W $h_a$ = —

| | | | | | | | | | | | | | | | | | | |
|---|---|---|---|---|---|---|---|---|---|---|---|---|---|---|---|---|---|---|
| | | | | | | | | | cu-ni | ni | cu-ni | 1.4 | 0.3 | 2.8 | | | | |
| | | | | | | | | | ni | ni | cu-ni | 8.5 | 9.7 | 3.0 | | | | |
| | | | | | | | | | cu-ni | ni | ni | 1.0 | 6.5 | 1.4 | | | | |
| | | | | | | | | | cu-ni | cu-ni | cu-ni | 2.5 | 1.2 | 1.5 | | | | |
| | | | | | | | | | ni | cu | cu-ni | 1.1 | — | 0.8 | | | | |
| | | | | | | | | | ni | cu | cu-ni | 1.2 | — | — | | | | |
| | | | | | | | | | cu-ni | ni | ni | 0.5 | — | 3.7 | | | | |
| | | | | | | | | | cu-ni | cu-ni | ni | 0.6 | — | 0.7 | | | | |
| | | | | | | | | | ni | ni | ni | 1.3 | 0.6 | 4.9 | | | | |
| | | | | | | | | | cu-ni | cu-ni | ni | 12.9 | 0.5 | 1.2 | | | | |
| | | | | | | | | | ni | ni | ni | 14.1 | 16.5 | 0.6 | | | | |
| | | | | | | | | | ni | ni | ni | 2.0 | 0.8 | 19.8 | | | | |
| | | | | | | | | | ni | ni | ni | 25.5 | 22.9 | 2.5 | | | | |
| | | | | | | | | | ni | cu | ni | 4.4 | 0.7 | 1.6 | | | | |
| | | | | | | | | | ni | cu-ni | cu-ni | 0.5 | 1.4 | 0.6 | | | | |
| | | | | | | | | | ni | cu-ni, ci | cu-ni | 8.9 | 0.2 | — | | | | |
| | | | | | | | | | ci | str-cu | ni | — | — | — | | | | |
| | | | | | | | | | ni | cu | cu | 5.9 | 3.4 | 1.6 | | | | |
| | | | | | | | | | cu-ni | ni | ni | 0.0 | 0.8 | 0.8 | | | | |
| | | | | | | | | | ni | cu-ni | cu-ni | 5.5 | 2.1 | 1.2 | | | | |
| | | | | | | | | | cu-ni | cu-ni | cu-ni | 1.3 | 0.0 | 0.3 | | | | |
| | | | | | | | | | cu-ni | cu-ni | ni | 0.8 | 0.0 | 6.6 | | | | |
| | | | | | | | | | cu-ni | cu-ni | cu-ni | 0.6 | 0.2 | 0.4 | | | | |
| | | | | | | | | | ni | str-cu | str-cu | 0.6 | — | 0.3 | | | | |
| | | | | | | | | | ni | ni | ni | 0.7 | 14.7 | 11.8 | | | | |
| | | | | | | | | | cu-ni | str-cu | str-cu | 1.2 | — | — | | | | |
| | | | | | | | | | str-cu | str-cu | str-cu | — | — | — | | | | |
| | | | | | | | | | fr-cu | ci | a-cu | — | — | — | | | | |
| | | | | | | | | | ni | ci-str | ci-str | — | — | — | | | | |
| | | | | | | | | | str | ci-str | | — | — | — | | | | |
| | | | | | | | | | cu-ni | cu-ni | | — | — | — | | | | |
| | | | | | | | | | | | | 103.0 | 82.5 | 68.1 | | | | |

Observaciones se efectuaron según hora oficial de Chile (75° de long.)

Allen Beobachtungen nach chilenischer Einheitszeit (75° Länge).

## PUNTA DUNGENES (H = 5 m) — MAYO 1912 — φ = 52° 24′ S — λ = 68° 25′ W — $C_g$ ≈

| Dia / Tag | Barómetro Barometer 700 mm + | | | Temperatura del aire Lufttemperatur C° | | | | | Humedad absoluta Absolute Feuchtigkeit mm | | | Humedad relativa Relative Feuchtigkeit % | | | Dirección y fuerza del viento Richtung und Stärke des Windes 0—12 B | | | Nebulosidad Bewölkung 0—10 | | | Agua caída Niederschlag mm | Notas Bemerkungen |
|---|---|---|---|---|---|---|---|---|---|---|---|---|---|---|---|---|---|---|---|---|---|---|
| | 7a | 2p | 9p | 7a | 2p | 9p | Max. | Min. | 7a | 2p | 9p | 7a | 2p | 9p | 7a | 2p | 9p | 7a | 2p | 9p | 7a-7a | |
| 1 | 53.9 | 52.4 | 53.2 | 6.6 | 8.6 | 6.6 | 8.6 | 1.8 | 7.1 | 7.7 | 7.1 | 98 | 92 | 98 | WSW 4 | SW 4 | SW 4 | 5 | 3 | 3 | — | |
| 2 | 44.3 | 37.9 | 31.1 | 5.4 | 6.6 | 7.4 | 8.6 | 1.0 | 6.1 | 6.9 | 6.4 | 91 | 94 | 83 | WNW 2 | NNW 1 | WSW 3 | 0 | 0 | 0 | — | |
| 3 | 36.9 | 35.9 | 33.3 | 3.0 | 5.2 | 6.6 | 7.0 | 3.0 | 4.5 | 5.2 | 6.6 | 79 | 78 | 91 | SW 4 | W 3 | SW 4 | 0 | 0 | 0 | — | |
| 4 | 36.5 | 35.6 | 37.6 | 4.2 | 7.4 | 5.6 | 7.8 | 1.5 | 5.8 | 5.7 | 6.0 | 93 | 74 | 88 | WSW 3 | WNW 1 | WNW 3 | 0 | 0 | 0 | — | |
| 5 | 41.2 | 41.9 | 45.4 | 3.4 | 5.0 | 3.2 | 6.6 | 3.2 | 5.2 | 6.1 | 5.2 | 90 | 94 | 90 | WNW 2 | SW 3 | SW 3 | 0 | 0 | 0 | — | |
| 6 | 49.8 | 49.2 | 48.4 | 1.0 | 4.4 | 2.8 | 5.0 | **1.0** | 4.6 | 4.8 | 4.7 | 92 | 77 | 82 | SW 1 | WSW 1 | C 0 | 0 | 0 | 0 | — | |
| 7 | 43.3 | 41.6 | 43.1 | 4.4 | 4.8 | 4.8 | 5.4 | 4.4 | 5.8 | 5.0 | 6.2 | 93 | 78 | 97 | C 0 | SW 2 | SW 3 | 0 | 0 | 0 | — | |
| 8 | 48.2 | 50.2 | 50.6 | 4.0 | 6.4 | 4.8 | 6.4 | 2.0 | 6.1 | 6.1 | 6.2 | 00 | 86 | 97 | SW 2 | SW 2 | C 0 | 3 | 10 | 3 | — | ci de cord 1, cu de co |
| 9 | 51.0 | 48.7 | 48.1 | 3.6 | 8.0 | 4.8 | 8.0 | 2.4 | 5.1 | 7.8 | 4.8 | 87 | 98 | 74 | SW 1 | WNW 1 | W 1 | 10 | 10 | 10 | — | |
| 10 | 40.8 | 43.1 | 43.3 | 4.6 | 7.8 | 6.6 | 7.8 | 2.2 | 5.4 | 5.9 | 5.4 | 74 | 75 | 74 | NW 1 | NNW 1 | SW 3 | 10 | 10 | 10 | — | cu de cord 1 |
| 11 | 43.0 | 38.1 | 39.3 | 5.0 | 7.2 | 6.6 | 7.2 | 1.6 | 4.9 | 6.9 | 6.0 | 75 | 91 | 83 | SW 1 | SW 2 | SW 3 | 2 | 2 | 3 | — | |
| 12 | 47.4 | 47.3 | 43.0 | 5.4 | 8.2 | 8.6 | **10.6** | **1.0** | 6.1 | 7.9 | 6.7 | 91 | 98 | 81 | SW 2 | WNW 1 | NW 2 | 3 | 2 | 4 | — | |
| 13 | 41.2 | 37.9 | 33.7 | 8.8 | 10.4 | 8.4 | 10.4 | 6.4 | **8.0** | 6.7 | 6.6 | 95 | 72 | 81 | WNW 3 | NW 1 | C 0 | 5 | 8 | 10 | — | |
| 14 | 31.6 | 31.7 | 30.9 | 8.0 | 9.4 | 5.2 | 9.4 | 5.2 | 6.2 | 6.7 | 6.0 | 78 | 76 | 90 | WSW 2 | SW 1 | C 0 | 1 | 2 | 3 | — | |
| 15 | **29.8** | 33.9 | 40.3 | 6.8 | 5.6 | 5.6 | 8.0 | 5.6 | 6.3 | 6.6 | 5.3 | 85 | 97 | 79 | W 1 | SW 1 | SE 2 | 5 | 10 | 10 | — | |
| 16 | 49.4 | 56.2 | 62.8 | 4.4 | 4.4 | 4.2 | 5.4 | 2.8 | 5.6 | 4.8 | 4.8 | 90 | 77 | 77 | SE 4 | WSW 3 | SSW 2 | 2 | 1 | 0 | — | |
| 17 | 67.6 | 67.6 | 65.5 | 3.0 | 4.2 | 4.0 | 6.8 | 3.0 | 5.5 | 4.8 | 4.1 | 96 | 77 | 67 | S 1 | C 0 | C 0 | 1 | 1 | 0 | — | |
| 18 | 59.8 | 55.0 | 54.1 | 4.4 | 6.0 | 4.4 | 6.8 | 2.2 | 5.6 | 6.4 | 5.0 | 90 | 91 | 80 | SSW 2 | NW 1 | C 0 | 2 | 2 | 2 | — | |
| 19 | 52.0 | 52.0 | 50.3 | 5.0 | 4.0 | 8.8 | 8.8 | 2.0 | 4.6 | 5.5 | 7.1 | 71 | 90 | 84 | SW 2 | SSW 1 | SW 1 | 10 | 10 | 10 | — | |
| 20 | 50.0 | 49.3 | 48.0 | 3.6 | 4.8 | 5.2 | 6.2 | 2.2 | 5.1 | 5.2 | 6.4 | 87 | 81 | 97 | SW 2 | SW 2 | WSW 2 | 5 | 2 | 0 | — | |
| 21 | 46.9 | 48.1 | 50.2 | 4.0 | 4.6 | 2.6 | 5.0 | 2.6 | 5.5 | 5.1 | 4.6 | 90 | 81 | 82 | SW 3 | SW 3 | SW 3 | 8 | 4 | 0 | — | |
| 22 | 53.5 | 51.4 | 48.5 | 2.5 | 3.8 | 2.8 | 4.2 | 2.5 | 4.2 | 4.4 | 4.9 | 75 | 73 | 88 | SW 3 | SW 3 | SW 3 | 1 | 5 | 10 | — | |
| 23 | 42.5 | 43.3 | 48.4 | 3.0 | 4.0 | 3.4 | 4.6 | 3.0 | 5.0 | 6.1 | 5.2 | 88 | 00 | 90 | SW 4 | SW 4 | SW 3 | 4 | 4 | 8 | — | |
| 24 | 53.8 | 56.9 | 58.5 | 4.4 | 5.3 | 4.6 | 5.3 | 2.0 | 4.6 | 6.5 | 5.7 | 74 | 97 | 90 | SW 2 | SW 2 | SW 2 | 2 | 2 | 2 | — | |
| 25 | 57.9 | 42.2 | 40.3 | 1.8 | 5.6 | 4.4 | 5.6 | 1.8 | 5.1 | 4.9 | 5.6 | 96 | 73 | 90 | C 0 | C 0 | C 0 | 10 | 9 | 10 | — | |
| 26 | 48.9 | 54.4 | 61.0 | 4.3 | 3.2 | 1.8 | 6.2 | 1.2 | 5.8 | 5.8 | 5.1 | 93 | 00 | 96 | SE 4 | SE 2 | S 1 | 10 | 10 | 10 | — | |
| 27 | 66.4 | 70.9 | **72.4** | 2.0 | 3.8 | 2.8 | 6.2 | 2.0 | 5.1 | 5.8 | 5.2 | 96 | 97 | 93 | S 1 | SW 2 | C 0 | 2 | 1 | 1 | 1.5 | ●, ✳ y ≡ |
| 28 | 71.6 | 71.3 | 71.8 | 2.8 | 2.8 | 2.0 | 5.2 | 2.0 | 5.2 | 5.4 | 5.3 | 93 | 96 | 00 | SW 2 | W 1 | C 0 | 2 | 0 | 0 | — | |
| 29 | 65.8 | 63.4 | 61.8 | 2.0 | 4.8 | 3.2 | 7.4 | 2.0 | 5.3 | 5.4 | **3.8** | 00 | 84 | **66** | C 0 | C 0 | C 0 | 2 | 8 | 10 | — | |
| 30 | 60.2 | 60.8 | 60.9 | 4.2 | 3.2 | 5.3 | 5.3 | 2.5 | 4.8 | 5.6 | 6.1 | 77 | 97 | 92 | C 0 | C 0 | C 0 | 10 | 10 | 10 | — | ≡ I, II |
| 31 | 60.9 | 61.0 | 62.4 | 4.7 | 5.0 | 4.8 | 5.4 | 2.6 | 5.7 | 6.1 | 5.8 | 89 | 94 | 90 | C 0 | C 0 | C 0 | 10 | 10 | 10 | --- | ≡² I, II |
| Pro. Mit. | 49.9 | 49.3 | 49.6 | 4.2 | 5.6 | 4.9 | 6.8 | 2.5 | 5.5 | 5.9 | 5.6 | 88 | 87 | 86 | 1.9 | 1.6 | 1.5 | 4.0 | 4.4 | 4.5 | 1.5 | |

## PUNTA ARENAS (H = 4 m) — MAYO 1912 — φ = 53° 10′ S — λ = 70° 54′ W — $C_g$ = +0.5 / +0.6

| | | | | | | | | | | | | | | | | | | | | | | |
|---|---|---|---|---|---|---|---|---|---|---|---|---|---|---|---|---|---|---|---|---|---|---|
| 1 | 51.2 | 53.1 | 53.2 | 5.2 | 8.1 | 5.5 | 9.0 | 3.0 | 5.1 | 4.8 | 4.8 | 77 | 59 | 71 | W 4 | W 2 | W 1 | 2 | 7 | 10 | 0.6 | |
| 2 | *45.0* | 34.4 | 34.0 | *3.9* | 4.1 | 2.6 | 6.0 | 2.6 | *5.2* | 5.3 | 4.2 | *86* | 87 | 76 | N 4 | NE 2 | W 2 | 10 | 7 | 7 | 0.3 | ●⁰ a interv |
| 3 | 37.5 | 32.2 | *32.2* | 0.0 | 1.3 | *2.1* | 5.5 | 0.8 | 3.4 | 4.1 | *4.3* | 73 | 82 | *82* | W 3 | W 2 | W 2 | 10 | 10 | 10 | 2.3 | ✳ a interv a, ●¹ 1p30 |
| 4 | 36.0 | 33.9 | 38.1 | 2.4 | 4.8 | 1.8 | 5.5 | 0.8 | 4.7 | 5.3 | 3.9 | 85 | 83 | 74 | NW 3 | W 3 | C 0 | 8 | 10 | 1 | 6.3 | ✳⁰ an, ●⁰ 11p50-3p |
| 5 | *40.0* | 43.3 | 45.8 | *2.1* | 2.8 | 0.8 | 4.2 | -1.0 | *4.1* | 3.4 | 3.8 | *77* | 60 | 78 | N 3 | W 3 | W 4 | 9 | 6 | 4 | 0.8 | ✳⁰ 8p30-MN |
| 6 | 49.6 | 48.6 | 47.5 | -2.4 | 3.1 | 0.2 | 5.1 | -2.4 | 3.1 | 3.7 | 3.7 | 80 | 65 | 80 | W 1 | W 2 | W 2 | 1 | 5 | 1 | 0.3 | ✳⁰ MN-9a |
| 7 | 43.7 | 41.8 | 45.0 | -1.4 | 3.5 | 2.4 | 5.5 | -3.6 | 3.8 | 4.0 | 4.6 | 92 | 68 | 84 | NW 1 | W 6 | SW 1 | 3 | 10 | 2 | 0.0 | ⌣² n |
| 8 | *49.0* | 49.9 | 50.8 | *1.9* | 4.8 | 1.8 | 6.7 | -0.5 | *3.9* | 4.4 | 4.5 | *74* | 69 | 87 | WNW 1 | NW 1 | N 2 | 2 | 10 | 10 | — | |
| 9 | 50.3 | 48.5 | 45.3 | 3.4 | 6.9 | 3.8 | 7.8 | 1.5 | 5.1 | 5.0 | 4.7 | 88 | 67 | 78 | WNW 2 | WNW 1 | N 2 | 2 | 9 | 10 | — | ● gt 9p |
| 10 | *39.0* | 40.7 | 43.0 | *4.4* | 6.1 | 4.6 | 8.8 | 2.8 | *4.6* | 5.0 | 4.7 | *73* | 70 | 74 | N 2 | W 2 | W 2 | 10 | 7 | 0 | 0.0 | ●⁰ ch |
| 11 | 39.7 | 35.1 | 41.8 | 5.8 | 8.3 | 4.2 | 9.2 | 2.9 | 4.8 | 4.9 | 4.0 | 70 | 60 | 65 | NW 2 | NW 1 | W 1 | 10 | 10 | 0 | 0.3 | |
| 12 | 46.7 | 44.4 | 40.2 | 5.0 | 8.2 | 7.8 | 8.6 | 2.7 | 5.4 | 6.0 | 5.7 | 83 | 74 | 72 | NW 1 | N 2 | N 2 | 9 | 10 | 2 | — | ●⁰ ch 11a, ● 7p-8p30 |
| 13 | 40.0 | 36.7 | 32.7 | 8.8 | 10.4 | 7.6 | **11.9** | 5.9 | 6.1 | **6.2** | 6.0 | 72 | 66 | 77 | WSW 1 | N 2 | C 0 | 8 | 10 | 10 | 0.2 | ● gt 2p |
| 14 | **30.9** | 31.0 | **30.9** | 5.1 | 9.2 | 3.6 | 10.5 | 3.0 | 5.4 | 5.2 | 4.8 | 81 | 60 | 82 | N 2 | WSW 2 | C 0 | 10 | 4 | 7 | 0.0 | |
| 15 | *32.5* | 35.8 | 41.9 | *4.6* | 6.1 | 4.6 | 6.7 | 3.0 | *5.8* | 6.0 | **6.2** | *91* | 85 | **97** | NW 1 | SW 1 | N 1 | 10 | 10 | 10 | 6.0 | ●¹ 3a50-1p, 4p50-MN |
| 16 | *52.0* | 58.7 | 64.8 | *3.0* | 3.6 | 1.4 | 4.7 | 1.5 | *5.1* | 4.3 | 4.2 | *90* | 73 | 83 | C 0 | C 0 | C 0 | 10 | 9 | 2 | **12.9** | ● MN-7a50; nieve en l |
| 17 | 68.1 | 66.6 | 63.7 | -1.0 | 3.0 | -0.2 | 4.5 | -2.0 | 3.8 | 3.9 | 4.0 | 91 | 68 | 89 | C 0 | N 2 | C 0 | 1 | 1 | 10 | 0.1 | ⌣² an |
| 18 | 56.6 | 54.0 | 54.4 | 0.4 | 1.6 | 1.1 | 1.7 | 0.5 | 4.1 | 4.6 | 4.4 | 86 | 90 | 88 | NW 2 | C 0 | C 0 | 10 | 10 | 0 | — | ✳⁰ 10a-11a, \|\|\|¹ p |
| 19 | *55.1* | 54.0 | 51.9 | *1.6* | 4.8 | -1.0 | 5.0 | -0.9 | *4.5* | 5.0 | 3.9 | *87* | 77 | 92 | SW 1 | C 0 | C 0 | 2 | 3 | 0 | 0.4 | |
| 20 | *50.3* | 48.0 | 46.8 | *0.0* | 3.2 | 3.1 | 5.0 | -3.0 | *3.9* | 4.9 | 4.8 | *85* | 84 | 84 | C 0 | N 1 | S 2 | 1 | 10 | 2 | — | ⌣² an |
| 21 | *48.4* | 50.5 | 53.0 | *2.0* | 2.4 | -0.3 | 5.0 | -0.5 | *3.7* | **3.0** | 3.4 | *70* | **55** | 75 | SW 4 | W 4 | W 2 | 1 | 1 | 0 | — | ✳⁰ 0p15; ⌣² |
| 22 | *53.9* | 51.1 | 44.7 | *0.3* | 3.0 | 2.6 | 3.5 | -2.2 | *3.3* | 3.5 | 3.7 | *72* | 62 | 67 | W 4 | WNW 1 | NW 6 | 2 | 10 | 2 | 0.0 | ⌣² an |
| 23 | *43.7* | 46.1 | 50.5 | *1.4* | 2.5 | 2.6 | 3.2 | 0.6 | *4.5* | 4.3 | 4.8 | *90* | 79 | 87 | NW 3 | W 4 | C 0 | 10 | 10 | 10 | — | ✳¹ a interv; ⌣² an |
| 24 | *56.3* | 59.1 | 58.9 | *2.9* | 4.2 | 2.8 | 5.0 | 0.9 | *4.0* | 4.0 | 4.2 | *70* | 65 | 75 | SW 2 | SW 1 | W 2 | 1 | 2 | 10 | 1.3 | ⌣¹ an; ∪² |
| 25 | *49.5* | 41.1 | 41.6 | *1.1* | 2.0 | 1.8 | 3.2 | -0.6 | *4.0* | 4.9 | 5.0 | *81* | 93 | **97** | N 4 | C 0 | C 0 | 10 | 10 | 10 | — | ✳² y ●⁰ 9a-MN |
| 26 | *51.9* | 56.4 | 62.0 | *2.2* | 2.0 | -1.3 | 4.0 | -2.0 | *4.0* | 3.3 | 3.1 | *75* | 63 | 73 | SW 2 | S 3 | C 0 | 10 | 7 | 1 | 12.0 | ⌣² an; ⊽¹ III |
| 27 | *67.5* | 70.4 | 72.7 | *-0.5* | 1.9 | -1.5 | 4.0 | -2.7 | *3.5* | 3.5 | 3.3 | *81* | 66 | 81 | C 0 | SW 2 | SW 2 | 1 | 0 | 0 | — | ⌣² |
| 28 | **72.7** | 72.1 | 70.0 | *-2.5* | 2.8 | -2.2 | 4.1 | -3.5 | *3.1* | 4.0 | 3.4 | *82* | 72 | 86 | C 0 | C 0 | C 0 | 1 | 0 | 0 | --- | ⌣²; ∞ p |
| 29 | *66.6* | 63.7 | 63.3 | *-1.4* | 0.4 | 1.0 | 1.5 | **-4.6** | *4.0* | 4.4 | 4.4 | *96* | 93 | 90 | C 0 | SW 1 | C 0 | 10 | 10 | 10 | — | ⌣ an; ≡ todo el dia |
| 30 | *61.7* | 60.9 | 61.2 | *1.4* | 0.2 | 0.2 | 2.0 | 0.0 | *4.4* | 4.2 | 4.2 | *87* | 89 | 91 | C 0 | N 2 | N 2 | 10 | 10 | 10 | — | ≡ |
| 31 | *60.0* | 61.4 | 62.2 | *0.9* | 0.6 | 0.9 | 1.0 | 0.0 | *4.6* | 4.0 | 4.5 | *98* | 84 | 91 | NW 1 | N 1 | C 0 | 10 | 10 | 10 | — | |
| Pro. Mit. | 49.9 | 49.1 | 49.8 | 2.0 | 4.1 | 2.1 | 5.4 | 0.1 | 4.4 | 4.5 | 4.4 | 82 | 73 | 81 | 1.7 | 1.7 | 1.2 | 6.3 | 7.4 | 5.2 | 43.8 | |

Barómetro reducido a 0°C y a gravedad normal.

Barometer reduciert auf 0°C und Normals

## A DUNGENES (H = 5 m) — MAYO 1912 — φ = 52° 24′ S — λ = 68° 25′ W — $h_a$ = —

| p. a la mp. mp. reien c Min. | Velocidad del viento (Windgeschwindigkeit) m/minuto 7a | 2p | 9p | km 9p-7a | 7a-2p | 2p-9p | 7a-7a | k/1h | Nubes (clase y dirección) (Wolken (Art und Richtung)) 7a | 2p | 9p | Agua caída (Niederschlag) mm 7a | 2p | 9p | Evaporación (Verdunstung) mm 7a | 2p | 9p | 7a-7a |
|---|---|---|---|---|---|---|---|---|---|---|---|---|---|---|---|---|---|---|
| | | | | | | | | | cu-ni W, ni N | fr-cu E, str S, ni N | str-cu NW | | | | | | | |
| | | | | | | | | | fr-cu N, a-str W, cu S, fr-cu W, (1) fr-cu E, cu-ni W, (2) | [ci-cu S [ci N, ci-cu E fr-cu E, str-cu S, fr-cu E, a-str W, (7) | fr-str S, ci-cu N fr-cu E, fr-str N y [S, a-cu W | | | | | | | |
| | | | | | | | | | cu E str-cu S, (3) cu N, fr-cu S, (4) cu N, str W, ni S cu SW, str N, (5) cu W, cu-ni N, (6) cu N, fr-cu S, ci W fr-cu S, str S, ni N, cu NW [ci W ni cu NE y W | cu S, str E, ni S, (8) cu S, str E y W, (9) cu N, str W, ni (10) cu SW, ci NE ni str S, fr-str E, ci W cu S y N, ni W, ci E str N, S y W, ci W ni cu W, ni N, S y W | cu NE, ci N, ci-str cu S, ni NW ci W [S ni fr-str, ni N ni W y S cu N ni ni | | | | | | | |
| | | | | | | | | | ni S fr-cu E a-str, ci N fr-cu E ni ni str ci-cu str, a-str ni, a-str ni | a-str, ci N cu W, a-str cu W, a-str fr-cu E, a-str str-cu ni cu, a-str str, a-str ni, a-str ni | ni, a-str a-str, ci N a-str, ci N ni ni fr-cu ni, a-str ni, a-str ni | | | | | | | |

## TA ARENAS (H = 4 m) — MAYO 1912 — φ = 53° 10′ S — λ = 70° 54′ W — $h_a$ = 11.2 m

| | | | | | | | | | | | | | | | | | | |
|---|---|---|---|---|---|---|---|---|---|---|---|---|---|---|---|---|---|---|
| 0 | 2.0 | 400 | 180 | 80 | 362.3 | 97.5 | 143.3 | **779.7** | **32.5** | str-cu | cu W, fr-cu. ci-str | fr-cu W, str | 0.6 | — | — | 0.2 | 0.2 | 0.4 | 0.2 |
| 8 | 2.0 | 280 | 200 | 150 | 122.0 | 129.2 | 134.8 | 362.8 | 15.1 | ni N | cu W, fr-cu W, | cu W, a-cu | 0.3 | 2.1 | 0.1 | 0.4 | 0.5 | 0.4 | 1.0 |
| 5 | -2.1 | 290 | 250 | 150 | 151.0 | 274.4 | 145.0 | 415.0 | 17.3 | ni N | ni N [ci-str | ni W | 0.1 | 1.1 | 5.0 | 0.3 | 0.4 | 0.3 | 1.2 |
| 3 | -2.0 | 250 | 300 | 0 | 145.2 | 149.4 | 147.9 | 564.6 | 23.5 | fr-ni, a-cu W, ci | ni | fr cu W | 0.2 | 0.1 | 0.7 | 0.2 | 0.2 | 0.2 | 0.9 |
| 2 | -2.5 | 280 | 230 | 400 | 138.1 | 116.1 | 224.0 | 435.4 | 18.1 | cu W, a-str | cu W | cu W | — | — | 0.0 | 0.1 | 0.2 | 0.7 | 0.5 |
| 0 | -4.5 | 95 | 100 | 120 | 112.9 | 59.2 | 41.0 | 453.0 | 18.9 | cu | fr-cu W | cu | 0.3 | 0.0 | — | 0.2 | 0.2 | 0.2 | 1.1 |
| 7 | -5.5 | 80 | 480 | 90 | 41.5 | 169.5 | 167.5 | 141.7 | 5.9 | ci-cu | str-cu | a-cu | — | — | — | 0.2 | 0.1 | 0.1 | 0.6 |
| 2 | 2.6 | 90 | 50 | 150 | 150.7 | 67.1 | 161.6 | 487.7 | 20.3 | fr-cu WNW | fr-ni, a-str | a-str | — | — | — | 0.2 | 0.2 | 0.4 | 0.4 |
| 2 | 0.3 | 100 | 50 | 150 | 188.4 | 72.1 | 164.0 | 417.1 | 17.4 | fr-cu W | fr-cu W, a-str | ni | — | — | — | 0.2 | 0.2 | 0.2 | 0.8 |
| 9 | 1.2 | 200 | 180 | 140 | 94.9 | 87.9 | 98.0 | 331.0 | 13.8 | ni | fr-cu W, a-cu | | 0.0 | 0.3 | — | 0.2 | 0.4 | 0.1 | 0.6 |
| 7 | 1.9 | 100 | 80 | 90 | 155.1 | 90.7 | 91.0 | 341.0 | 14.2 | fr-cu NW, fr-str, | fr-cu W, ci-str | | — | — | — | 0.2 | 0.7 | 0.2 | 0.7 |
| 9 | 1.0 | 50 | 125 | 180 | 158.2 | 104.3 | 101.0 | 339.9 | 14.2 | ni, a-str [ci-cu | fr-ni NW, a-str | str | — | 0.1 | 0.1 | 0.5 | 0.3 | 0.2 | **1.4** |
| 1 | 5.0 | 50 | 120 | 0 | 130.0 | 94.6 | 84.0 | 335.3 | 14.0 | cu, ci str | fr-ni N, a-str | str | — | 0.0 | — | 0.1 | 0.7 | 0.3 | 0.6 |
| 7 | 1.5 | 150 | 200 | 0 | 131.4 | 105.9 | 35.0 | 310.0 | 12.9 | fr-ni N, str | cu W | str | — | — | — | 0.0 | 0.6 | 0.1 | 1.0 |
| 2 | 1.5 | 90 | 50 | 90 | 75.6 | 27.4 | 30.0 | 216.5 | 9.0 | ni | cu, ni, a-str | ni | 6.0 | 4.4 | 3.1 | 0.1 | 0.0 | 0.0 | 0.8 |
| 2 | -0.2 | 0 | 0 | 0 | 141.5 | 21.6 | 34.0 | 198.9 | 8.3 | str | str-cuNE | str, a-str | 5.4 | 0.1 | — | 0.2 | 0.4 | 0.2 | 0.2 |
| 7 | -3.5 | 0 | 125 | 0 | 40.0 | 66.0 | 70.0 | 95.6 | 4.0 | ci | ci | str | — | — | — | 0.0 | 0.1 | 0.0 | 0.6 |
| 7 | -1.8 | 150 | 0 | 0 | 111.5 | 19.5 | 25.0 | 247.5 | 10.3 | fr-ni, str | ni | | — | 0.2 | 0.2 | 0.1 | 0.0 | 0.1 | 0.2 |
| 6 | -2.5 | 50 | 0 | 0 | 42.3 | 67.9 | 22.0 | 86.8 | 3.6 | cu | ci-cu | | — | — | — | 0.1 | 0.2 | 0.1 | 0.2 |
| 6 | -5.0 | 0 | 95 | 100 | 39.9 | 72.5 | 85.0 | 129.8 | 5.4 | cu, ci-str | cu, str-cu | cu | — | — | — | 0.0 | 0.4 | 0.6 | 0.3 |
| 6 | -2.5 | 400 | 480 | 120 | 137.7 | 141.2 | 112.0 | 295.2 | 12.3 | fr-cu | ci | | — | 0.0 | — | 0.0 | 0.4 | 0.3 | 1.0 |
| 7 | -3.6 | 310 | 90 | **600** | 171.1 | 83.3 | 125.0 | 424.3 | 17.7 | cu W | str-cu | cu | — | — | — | 0.2 | 0.1 | 0.3 | 0.9 |
| 9 | -0.5 | 250 | 380 | 0 | 247.0 | 62.2 | 84.0 | 455.3 | 19.0 | fr-ni | fr-ni W | ni | — | 0.9 | 0.4 | 0.4 | 0.3 | 0.2 | 0.8 |
| 8 | -1.1 | 230 | 90 | 120 | 203.5 | 106.4 | 75.0 | 349.7 | 14.6 | cu | cu W | a-str | — | — | — | 0.3 | 0.2 | 0.1 | 0.8 |
| 8 | -2.5 | 380 | 0 | 0 | 63.8 | 75.4 | 49.0 | 245.2 | 10.2 | ni | ni | ni | — | 5.6 | 4.2 | 0.0 | 0.0 | 0.4 | 0.3 |
| 2 | -3.5 | 180 | 240 | 0 | 187.9 | 80.0 | 74.0 | 312.3 | 13.0 | str, a-cu | cu SW | str | 2.2 | — | — | 0.3 | 0.2 | 0.1 | 0.7 |
| 5 | -4.4 | 0 | 100 | 110 | 100.9 | 50.0 | 55.0 | 254.9 | 10.6 | cu | | | — | — | — | 0.1 | 0.6 | 0.1 | 0.4 |
| 7 | -5.2 | 0 | 0 | 0 | 86.0 | 20.6 | 15.0 | 191.0 | 8.0 | ci-str | | | — | — | — | 0.0 | 0.2 | 0.3 | 0.7 |
| 5 | **-6.0** | 0 | 60 | 0 | 22.0 | 23.8 | 21.0 | **57.6** | **2.4** | str | str | str | — | — | — | 0.1 | 0.0 | 0.0 | 0.6 |
| 5 | -0.5 | 0 | 110 | 100 | 45.4 | 38.0 | 35.0 | 90.2 | 3.8 | str | str | str | — | — | — | 0.0 | 0.0 | 0.0 | **0.0** |
| 5 | -0.5 | 50 | 95 | 0 | 67.6 | 60.9 | 30.2 | 140.6 | 5.9 | str | a-cu W | a-str | — | — | — | 0.1 | 0.0 | 0.0 | 0.1 |
| 6 | -1.5 | 145 | 144 | 95 | 124.7 | 85.0 | 86.4 | 306.6 | 12.8 | | | | 15.1 | 14.9 | 13.8 | 5.0 | 8.0 | 6.6 | 19.6 |

s observaciones se efectuaron según hora oficial de Chile (75° de long.)

Alle Beobachtungen nach chilenischer Einheitszeit (75° Länge).

N. ci-cu E. (2) ci N. (3) ni W, ci N. (4) str E, ni W. (5) fr-str E. (6) fr-ni, ci S. (7) ci-str S. (8) ci N. (9) ci N. (10) S, ci E.

**SAN ISIDRO** (H = 21 m) **MAYO 1912** φ = 53° 48′ S λ = 70° 59′ W $C_g$ =

| Día / Tag | Barómetro / Barometer 700 mm + | | | Temperatura del aire / Lufttemperatur C° | | | | | Humedad absoluta / Absolute Feuchtigkeit mm | | | Humedad relativa / Relative Feuchtigkeit % | | | Dirección y fuerza del viento / Richtung und Stärke des Windes 0—12 B | | | Nebulosidad / Bewölkung 0—10 | | | Agua caída / Niederschlag mm | Notas / Bemerkungen |
|---|---|---|---|---|---|---|---|---|---|---|---|---|---|---|---|---|---|---|---|---|---|---|
| | 7a | 2p | 9p | 7a | 2p | 9p | Max. | Min. | 7a | 2p | 9p | 7a | 2p | 9p | 7a | 2p | 9p | 7a | 2p | 9p | 7a-7a | |
| 1 | 47.8 | 48.4 | 49.2 | 4.2 | 6.8 | 6.0 | 7.0 | 3.8 | 5.4 | 4.6 | 4.3 | 87 | 63 | 62 | SW 5 | SW 7 | SW 6 | 10 | 6 | 6 | **60.0** | ● ch I, II y III |
| 2 | 42.1 | 30.9 | 30.6 | 5.0 | 4.4 | 2.2 | 5.2 | 2.2 | 4.7 | 5.4 | 5.0 | 72 | 87 | 93 | N 4 | N 6 | SW 8 | 10 | 10 | 10 | 3.5 | ● ch, ✳ ch I, II y I |
| 3 | 33.4 | 30.5 | 29.4 | -1.2 | 0.6 | -1.8 | 2.2 | **-2.8** | 4.0 | 4.2 | **1.6** | 96 | 89 | 40 | SW 4 | N 1 | SW 2 | 10 | 10 | 10 | 23.5 | ✳ I-III |
| 4 | 32.4 | 30.3 | 34.0 | 1.2 | 3.4 | 1.6 | 3.6 | 0.4 | 4.1 | 5.1 | 4.6 | 82 | 87 | 89 | SW 2 | SW 1 | SW 1 | 10 | 10 | 7 | 42.5 | ✳ ch I-III |
| 5 | 36.7 | 29.9 | 41.7 | 0.4 | 1.0 | 0.2 | 1.8 | -0.4 | 4.2 | 4.0 | 4.5 | 89 | 81 | 96 | SW 2 | SW 3 | SW 6 | 8 | 6 | 10 | 16.0 | ✳ ch I-II |
| 6 | 45.9 | 45.2 | 43.6 | -0.8 | 2.0 | 0.2 | 5.0 | -0.8 | 2.4 | 3.4 | 4.5 | 54 | 64 | 96 | SW 4 | SW 2 | C 0 | 10 | 7 | 10 | 32.0 | ✳ ch I-II |
| 7 | 40.3 | 38.3 | 41.6 | -0.4 | 4.4 | 3.2 | 5.0 | -0.4 | 3.3 | 2.0 | 3.8 | 74 | 32 | 66 | SW 1 | SW 1 | SW 6 | 7 | 8 | 10 | — | ✳ |
| 8 | 45.4 | 46.3 | 46.5 | 2.0 | 5.0 | 3.8 | 5.0 | 1.8 | 4.3 | 4.3 | 4.4 | 82 | 66 | 73 | SW 4 | SW 1 | N 1 | 3 | 3 | 3 | 5.0 | ⌐ |
| 9 | 46.5 | 44.5 | 41.7 | 3.0 | 6.8 | 4.8 | 6.8 | 3.0 | 4.7 | 5.5 | 5.2 | 83 | 74 | 81 | SW 1 | C 0 | N 1 | 8 | 4 | 6 | — | ⌐ |
| 10 | 35.6 | 36.0 | 38.9 | 4.8 | 6.6 | 4.8 | 7.0 | 2.8 | 4.8 | 4.5 | 4.6 | 74 | 62 | 71 | N 2 | SW 2 | SW 2 | 10 | 10 | 3 | — | ⌐ |
| 11 | 36.4 | 32.0 | 38.4 | 6.0 | 7.2 | 3.6 | 7.2 | 3.4 | 4.9 | 5.2 | 4.5 | 70 | 69 | 77 | C 0 | SW 1 | SW 7 | 10 | 10 | 2 | 4.5 | ● ch I-II |
| 12 | 42.2 | 40.3 | 36.1 | 3.0 | 6.0 | 8.2 | 8.2 | 2.6 | 4.7 | 2.0 | 5.7 | 83 | **28** | 70 | SW 4 | N 1 | C 0 | 6 | 10 | 0 | 10.0 | ● ch I-II |
| 13 | 36.3 | 32.7 | 29.1 | 7.6 | 8.6 | 7.2 | **9.0** | 2.8 | **7.1** | 6.7 | 6.9 | 91 | 81 | 91 | C 0 | N 2 | C 0 | 10 | 10 | 10 | 4.5 | ● ch III |
| 14 | 28.2 | **27.7** | 28.3 | 6.8 | 8.6 | 5.6 | **9.0** | 5.6 | 6.3 | 6.5 | 5.8 | 85 | 78 | 85 | C 0 | N 1 | N 1 | 10 | 8 | 10 | 2.0 | ● ch III |
| 15 | 29.9 | 33.3 | 37.5 | 5.0 | 5.8 | 5.2 | 6.0 | 4.8 | 6.3 | 6.3 | 6.4 | **97** | 91 | **97** | C 0 | SW 1 | C 0 | 10 | 10 | 10 | 6.5 | ● I, II y III; ∞ |
| 16 | 48.6 | 56.3 | 61.2 | 2.0 | 1.8 | 1.0 | 4.8 | 1.0 | 5.1 | 4.9 | 3.9 | 96 | 93 | 79 | N 1 | N 1 | SW 1 | 10 | 10 | 10 | 31.0 | ● I, II y III; ∞ |
| 17 | 65.3 | 63.3 | 60.6 | -1.0 | 3.6 | 2.0 | 3.8 | -2.6 | 3.8 | 1.8 | 4.3 | 88 | 31 | 32 | SW 1 | N 3 | NW 6 | 8 | 1 | 0 | 14.5 | ⌐ |
| 18 | 53.7 | 50.3 | 51.3 | 3.4 | 2.0 | 2.2 | 3.6 | 2.0 | 4.7 | 5.1 | 5.0 | 80 | 96 | 93 | NE 6 | N 4 | C 0 | 8 | 10 | 10 | — | ● ch II-III |
| 19 | 52.4 | 51.4 | 49.8 | 4.0 | 4.8 | 3.2 | 5.0 | 2.0 | 5.3 | 5.8 | 4.8 | 87 | 84 | 83 | SW 3 | SW 3 | SW 2 | 7 | 8 | 3 | 10.0 | ⌐ |
| 20 | 48.1 | 44.4 | 44.0 | 2.4 | 4.4 | 2.6 | 4.4 | 1.8 | 4.7 | 4.4 | 4.6 | 85 | 77 | 82 | N 3 | N 4 | SW 4 | 4 | 10 | 0 | — | ⌐ |
| 21 | 44.7 | 46.5 | 49.2 | 2.8 | 0.0 | 1.4 | 3.0 | 0.0 | 3.9 | 4.4 | 4.7 | 69 | 96 | 93 | SW 6 | SW 7 | SW 6 | 7 | 4 | 3 | 2.5 | ✳ ch |
| 22 | 50.3 | 47.6 | 40.6 | 0.2 | 3.0 | 2.0 | 3.8 | 0.0 | 4.4 | 2.8 | 3.6 | 96 | 50 | 68 | SW 3 | SW 2 | N 2 | 7 | 10 | 3 | 9.0 | ✳ ch |
| 23 | 40.2 | 42.1 | 46.2 | 1.8 | 2.0 | 2.6 | 2.8 | 0.4 | 5.1 | 4.5 | 4.9 | 96 | 85 | 89 | SW 6 | SW 7 | SW 9 | 10 | 10 | 10 | 10.0 | ✳ ch |
| 24 | 51.4 | 55.2 | 55.2 | 4.2 | 4.2 | 3.0 | 4.4 | 1.2 | 4.4 | 5.0 | 4.1 | 71 | 80 | 73 | SW 6 | SW 5 | SW 2 | 8 | 4 | 10 | 39.5 | ✳ ch |
| 25 | 46.1 | 39.2 | 39.5 | 3.0 | 2.0 | 2.4 | 3.4 | 1.2 | 4.5 | 5.1 | 5.1 | 79 | 96 | 93 | N 3 | ENE 7 | SE 4 | 10 | 10 | 10 | 14.5 | ● I, II y III |
| 26 | 48.2 | 52.7 | 58.0 | 2.8 | 2.4 | 2.0 | 3.8 | 1.6 | 3.9 | 3.4 | 3.4 | 69 | 61 | 64 | SW 7 | SW 6 | SW 7 | 10 | 7 | 10 | 27.0 | |
| 27 | 65.4 | 66.2 | 68.3 | 1.8 | 3.8 | 2.8 | 4.2 | 1.0 | 3.5 | 3.8 | 3.9 | 66 | 64 | 69 | SW 5 | SW 3 | SW 3 | 7 | 6 | 10 | — | |
| 28 | **68.5** | 67.7 | 66.4 | 3.0 | 5.0 | 2.0 | 5.2 | 2.0 | 3.9 | 4.5 | 4.2 | 69 | 69 | 78 | SW 4 | SW 3 | SW 2 | 5 | 4 | 0 | — | |
| 29 | 63.4 | 60.3 | 59.4 | 1.4 | 1.0 | 1.4 | 2.0 | 0.8 | 3.8 | 4.0 | 4.5 | 74 | 81 | 89 | N 2 | N 2 | N 3 | 10 | 6 | 10 | 1.0 | ✳ |
| 30 | 57.4 | 58.9 | 56.9 | 1.8 | 3.0 | 2.4 | 3.0 | 1.4 | 4.3 | 4.5 | 5.1 | 82 | 79 | 93 | N 4 | NE 5 | N 6 | 10 | 10 | 10 | — | ✳ ch |
| 31 | 56.9 | 58.1 | 59.6 | 3.2 | 2.0 | 2.6 | 3.2 | 1.2 | 5.4 | 4.7 | 4.9 | 93 | 89 | 89 | N 7 | N 3 | N 2 | 10 | 10 | 10 | 6.5 | ✳ |
| **Pro. Mit.** | 46.4 | 45.4 | 46.2 | 2.7 | 3.9 | 2.9 | 4.8 | 1.4 | 4.6 | 4.5 | 4.6 | 81 | 74 | 79 | 3.2 | 3.1 | 3.2 | 8.5 | 7.8 | 7.0 | 375.5 | |

**Barómetro reducido a 0°C y a gravedad normal.** **Barometer reduciert auf 0°C und Normal**

**ISIDRO** (H = 21 m) **MAYO 1912** φ = 53° 48′ S λ = 70° 59′ W $h_a$ = —

| p. ala mp. mp. reien | Velocidad del viento Windgeschwindigkeit | | | | | | | Nubes (clase y dirección) Wolken (Art und Richtung) | | | Agua caída Niederschlag | | | Evaporación Verdunstung | | | |
|---|---|---|---|---|---|---|---|---|---|---|---|---|---|---|---|---|---|
| | m/minuto | | | km | | | | | | | mm | | | mm | | | |
| Min. | 7a | 2p | 9p | 9p-7a | 7a-2p | 2p-9p | 7a-7a | k/1h | 7a | 2p | 9p | 7a | 2p | 9p | 7a | 2p | 9p | 7a-7a |
| | | | | 242.8 | 289.2 | 169.1 | 761.8 | 31.7 | | | | 38.5 | 2.5 | — | | | | |
| | | | | 79.5 | 165.1 | 268.5 | 537.8 | 22.4 | | | | 1.0 | 3.0 | 11.5 | | | | |
| | | | | 147.8 | 98.7 | 70.5 | 581.4 | 24.2 | | | | 9.0 | 13.5 | 12.0 | | | | |
| | | | | 119.7 | 29.7 | 79.8 | 288.9 | 12.0 | | | | 17.0 | 2.0 | 6.5 | | | | |
| | | | | 73.8 | 113.2 | 173.9 | 183.3 | 7.6 | | | | 7.5 | 8.0 | 14.0 | | | | |
| | | | | 139.5 | 69.8 | 13.2 | 426.6 | 17.8 | | | | 10.0 | — | — | | | | |
| | | | | 41.0 | 36.4 | 139.5 | 124.0 | 5.2 | | | | — | — | 3.0 | | | | |
| | | | | 240.1 | 80.3 | 12.7 | 416.0 | 17.3 | | | | 2.0 | — | — | | | | |
| | | | | 52.0 | 9.8 | 1.2 | 145.0 | 6.0 | | | | — | — | — | | | | |
| | | | | 194.4 | 50.1 | 189.5 | 205.4 | 8.6 | | | | — | — | — | | | | |
| | | | | 76.6 | 11.2 | 217.2 | 316.2 | 13.2 | | | | 4.5 | — | 8.0 | | | | |
| | | | | 289.9 | 129.6 | 0.0 | 518.3 | 21.6 | | | | 2.0 | 1.0 | — | | | | |
| | | | | 35.0 | 5.5 | 0.0 | 164.6 | 6.9 | | | | 3.5 | — | — | | | | |
| | | | | 19.1 | 6.8 | 13.4 | **24.3** | **1.0** | | | | 2.0 | — | — | | | | |
| | | | | 30.4 | 39.6 | 0.0 | 50.6 | 2.1 | | | | 6.5 | 2.0 | 7.5 | | | | |
| | | | | 169.2 | 21.5 | 82.5 | 208.8 | 8.7 | | | | 21.5 | 10.0 | 3.5 | | | | |
| | | | | 57.4 | 69.4 | 140.5 | 161.4 | 6.7 | | | | 1.0 | — | — | | | | |
| | | | | 349.5 | 185.2 | 45.6 | 559.4 | 23.3 | | | | — | 4.5 | 3.5 | | | | |
| | | | | 73.4 | 134.2 | 13.6 | 304.2 | 12.7 | | | | 2.0 | — | — | | | | |
| | | | | 76.2 | 80.3 | 39.5 | 224.0 | 9.3 | | | | — | — | — | | | | |
| | | | | 200.6 | 294.6 | 258.4 | 320.4 | 13.4 | | | | 2.5 | 1.5 | 1.0 | | | | |
| | | | | 246.6 | 60.3 | 62.5 | 799.6 | 33.3 | | | | 6.5 | 2.0 | — | | | | |
| | | | | 232.6 | 144.6 | 309.8 | 355.4 | 14.8 | | | | 8.0 | 9.5 | 18.0 | | | | |
| | | | | 460.6 | 267.8 | 81.0 | **915.0** | **38.1** | | | | 12.0 | 10.5 | — | | | | |
| | | | | 52.0 | 234.6 | 198.8 | 400.8 | 16.7 | | | | 4.0 | 5.5 | 13.5 | | | | |
| | | | | 450.4 | 260.4 | 263.4 | 883.8 | 36.8 | | | | 8.0 | — | — | | | | |
| | | | | 275.8 | 127.4 | 139.2 | 799.6 | 33.3 | | | | — | — | — | | | | |
| | | | | 191.8 | 146.8 | 90.7 | 458.4 | 19.1 | | | | — | — | — | | | | |
| | | | | 103.9 | 95.3 | 73.1 | 341.4 | 14.2 | | | | 1.0 | — | — | | | | |
| | | | | 136.0 | 182.4 | 179.8 | 304.4 | 12.7 | | | | — | 2.0 | 1.0 | | | | |
| | | | | 239.8 | 110.6 | 49.2 | 602.0 | 25.1 | | | | 3.5 | 1.0 | 5.5 | | | | |
| | | | | 164.4 | 114.5 | 108.9 | 399.5 | 16.6 | | | | 173.5 | 78.5 | 108.5 | | | | |

s observaciones se efectuaron según hora oficial de Chile (75° de long.)

Alle Beobachtungen nach chilenischer Einheitszeit (75° Länge).

**ARICA** (H = 10 m) **JUNIO 1912** φ = 18° 29′ S λ = 70° 20′ W $C_g$ =

| Día / Tag | Barómetro Barometer 700 mm + | | | Temperatura del aire Lufttemperatur C° | | | | | Humedad absoluta Absolute Feuchtigkeit mm | | | Humedad relativa Relative Feuchtigkeit % | | | Dirección y fuerza del viento Richtung und Stärke des Windes 0—12 B | | | Nebulosidad Bewölkung 0—10 | | | Agua caída Niederschlag mm | Notas Bemerkungen |
|---|---|---|---|---|---|---|---|---|---|---|---|---|---|---|---|---|---|---|---|---|---|---|
| | 7a | 2p | 9p | 7a | 2p | 9p | Max. | Min. | 7a | 2p | 9p | 7a | 2p | 9p | 7a | 2p | 9p | 7a | 2p | 9p | 7a-7a | |
| 1 | 60.0 | 58.7 | 60.4 | 22.2 | 18.2 | 17.0 | 25.2 | 13.4 | **12.8** | 9.9 | 10.1 | 64 | 63 | 70 | E 2 | SW 3 | E 1 | 10 | 10 | 10 | — | |
| 2 | 60.7 | 58.7 | 60.9 | 16.2 | 19.0 | 18.2 | **25.4** | 12.2 | 9.2 | 11.7 | 11.0 | 67 | 72 | 71 | NE 1 | SW 2 | C 0 | 10 | 0 | 0 | — | |
| 3 | 61.0 | 59.9 | 60.4 | 17.4 | 19.2 | 17.0 | 23.2 | 14.2 | 10.1 | 10.4 | 10.1 | 68 | 63 | 70 | E 1 | SW 3 | C 0 | 10 | 0 | 0 | — | |
| 4 | 61.0 | 60.4 | 62.4 | 17.4 | 18.4 | 18.0 | 25.2 | 14.4 | 9.8 | 11.2 | 10.0 | 67 | 71 | 65 | C 0 | SW 2 | SW 3 | 10 | 3 | 10 | — | |
| 5 | 62.0 | 59.7 | 60.8 | 17.0 | 18.4 | 18.0 | 25.0 | 14.0 | 10.6 | 10.9 | 9.8 | 74 | 69 | 63 | E 1 | SW 3 | C 0 | 10 | 1 | 10 | — | |
| 6 | 60.7 | 58.9 | 61.0 | 17.0 | 18.2 | 17.4 | 23.0 | 13.4 | 10.4 | 10.7 | 10.4 | 72 | 69 | 70 | C 0 | SW 3 | C 0 | 10 | 0 | 10 | — | |
| 7 | 61.2 | 59.9 | 61.9 | 17.2 | 18.4 | 18.2 | 23.0 | 14.0 | 10.2 | 10.9 | 10.7 | 70 | 69 | 69 | W 1 | SW 3 | C 0 | 10 | 0 | 10 | — | |
| 8 | 60.5 | 59.3 | 60.8 | 17.4 | 18.2 | 18.2 | 23.2 | 14.3 | 10.1 | 10.7 | 11.0 | 68 | 69 | 71 | C 0 | SW 3 | C 0 | 10 | 0 | 0 | — | |
| 9 | 62.2 | 60.1 | 63.1 | 18 0 | 18.4 | 17.2 | 22.1 | 14.2 | 10.0 | 10.9 | 10.2 | 65 | 69 | 70 | E 1 | SW 2 | S 1 | 10 | 0 | 10 | — | |
| 10 | 62.0 | 59.3 | 60.6 | 17.0 | 19.2 | 18.2 | 22.0 | 14.0 | 7.9 | 10.4 | 10.7 | **55** | 63 | 69 | E 3 | SW 3 | SW 2 | 10 | 0 | 0 | — | |
| 11 | 61.7 | 60.2 | 61.9 | 17.4 | 18.2 | 18.0 | 22.0 | 12.4 | 10.1 | 11.0 | 10.0 | 68 | 71 | 65 | E 1 | SW 2 | E 1 | 10 | 0 | 10 | — | |
| 12 | 61.5 | 59.9 | 62.4 | 17.2 | 18.4 | 16.4 | 22.0 | 13.2 | 10.0 | 9.8 | 10.7 | 68 | 62 | 77 | C 0 | SW 2 | E 1 | 10 | 0 | 10 | — | |
| 13 | 62.2 | 60.4 | 60.9 | 16.4 | 18.4 | 17.0 | 19.4 | 13.2 | 9.1 | 10.9 | 10.1 | 66 | 69 | 70 | E 2 | SSW 3 | SSE 1 | 10 | 0 | 10 | — | |
| 14 | 61.7 | 60.2 | 61.4 | 16.2 | 19.0 | 15.4 | 19.4 | 12.4 | 9.2 | 10.8 | 9.7 | 67 | 66 | 75 | E 2 | SW 2 | SSE 1 | 10 | 0 | 0 | — | |
| 15 | 60.4 | 60.2 | 60.9 | 13.4 | 18.0 | 17.0 | 19.2 | **9.4** | **7.6** | 10.9 | 10.4 | 66 | 71 | 72 | E 2 | SW 3 | NNW 1 | 0 | 0 | 10 | — | |
| 16 | 60.7 | 59.5 | 61.6 | 15.4 | 18.2 | 18.0 | 19.2 | 13.0 | 8.9 | 10.7 | 9.5 | 68 | 69 | 62 | E 2 | SW 2 | NE 3 | 10 | 0 | 10 | — | |
| 17 | 61.7 | 60.0 | 60.7 | 16.2 | 18.4 | 18.2 | 23.4 | 13.0 | 8.2 | 9.8 | 9.9 | 59 | 62 | 63 | E 2 | SW 3 | C 0 | 10 | 0 | 10 | — | |
| 18 | 60.4 | **58.5** | 60.1 | 15.4 | 18.2 | 17.4 | 23.2 | 12.4 | 8.6 | 10.7 | 10.4 | 66 | 69 | 70 | E 2 | SW 3 | C 0 | 10 | 0 | 0 | — | |
| 19 | 60.2 | 58.9 | 60.4 | 16.4 | 18.2 | 17.2 | 23.4 | 13.2 | 9.1 | 10.7 | 10.2 | 66 | 69 | 70 | E 2 | SW 2 | C 0 | 10 | 0 | 0 | — | |
| 20 | 61.8 | 61.5 | 62.0 | 15.4 | 18.2 | 17.4 | 22.1 | 11.2 | 8.9 | 11.0 | 10.4 | 68 | 71 | 70 | E 1 | SW 3 | C 0 | 10 | 0 | 0 | — | |
| 21 | 62.2 | 60.3 | 62.0 | 17.0 | 17.4 | 17.0 | 21.2 | 13.2 | 7.9 | 9.0 | 10.1 | **55** | 61 | 70 | E 3 | SW 3 | SW 2 | 10 | 0 | 10 | — | |
| 22 | 61.3 | 59.7 | 61.5 | 16.4 | 17.4 | 16.2 | 21.3 | 13.1 | 9.6 | 10.4 | 9.5 | 69 | 70 | 69 | C 0 | SW 3 | E 1 | 10 | 0 | 10 | — | |
| 23 | 62.8 | 59.9 | 61.5 | 16.4 | 18.4 | 17.2 | 21.0 | 13.4 | 8.3 | 10.9 | 10.0 | 60 | 69 | 68 | E 2 | SW 4 | E 1 | 10 | 0 | 10 | — | |
| 24 | 60.7 | 59.0 | 61.5 | 17.0 | 17.4 | 17.0 | 21.0 | 13.2 | 8.7 | 11.2 | 9.0 | 61 | 76 | 63 | E 1 | SW 4 | SSW 1 | 10 | 0 | 10 | — | |
| 25 | 61.7 | 60.4 | 61.6 | 16.4 | 17.4 | 16.0 | 20.4 | 12.3 | 8.3 | 10.1 | 9.6 | 60 | 68 | 71 | W 1 | SW 3 | C 0 | 10 | 0 | 10 | — | |
| 26 | 61.3 | 59.4 | 59.5 | 15.2 | 17.4 | 16.2 | 21.0 | 12.4 | 8.8 | 10.1 | 9.5 | 68 | 68 | 69 | E 1 | SW 3 | SW 1 | 10 | 0 | 10 | — | |
| 27 | 60.5 | 59.5 | 61.4 | 16.0 | 16.4 | 16.2 | 20.0 | 13.2 | 9.4 | 10.4 | 10.6 | 69 | 75 | 77 | W 2 | SW 3 | C 0 | 10 | 0 | 10 | — | |
| 28 | 60.8 | 60.2 | 61.6 | 15.2 | 17.2 | 16.0 | 20.2 | 12.2 | 8.8 | 9.1 | 8.5 | 68 | 63 | 63 | E 2 | SW 3 | C 0 | 10 | 0 | 10 | — | |
| 29 | 62.3 | 60.7 | 60.5 | 16.2 | 17.2 | 16.4 | 19.4 | 13.0 | 8.2 | 8.9 | 9.4 | 59 | 61 | 68 | E 2 | SW 2 | E 2 | 10 | 0 | 10 | — | |
| 30 | **62.8** | 62.0 | 62.2 | 16.2 | 16.2 | 16.2 | 19.3 | 13.0 | 8.2 | 9.5 | 9.5 | 59 | 69 | 69 | E 1 | SW 2 | NE 1 | 10 | 0 | 10 | — | |
| Pro. Mit. | 61.3 | 59.8 | 61.3 | 16.6 | 18.0 | 17.1 | 21.8 | 13.0 | 9.2 | 10.5 | 10.0 | 65 | 68 | 69 | 1.4 | 2.7 | 0.8 | 9.7 | 0.5 | 7.3 | — | |

**IQUIQUE** (H = 10 m) **JUNIO 1912** φ = 20° 12′ S λ = 70° 11′ W $C_g$ =

| | | | | | | | | | | | | | | | | | | | | | | |
|---|---|---|---|---|---|---|---|---|---|---|---|---|---|---|---|---|---|---|---|---|---|---|
| 1 | 61.5 | 59.7 | 61.9 | 17.0 | 19.0 | 16.8 | 20.8 | 14.4 | 10.1 | 11.7 | 11.6 | 70 | 72 | 81 | SE 2 | S 2 | NW 2 | $10^2$ | $10^1$ | $10^0$ | — | |
| 2 | 61.6 | 61.7 | 62.2 | 14.8 | 18.6 | 17.8 | **21.8** | 12.6 | 10.6 | 12.2 | 12.1 | 85 | 77 | 80 | C 0 | S 2 | NW 2 | $6^0$ | $10^2$ | $10^2$ | — | |
| 3 | 59.8 | 60.9 | 62.6 | 16.8 | 18.8 | 17.0 | **21.8** | 12.4 | 11.3 | 11.2 | 11.5 | 79 | 70 | 80 | S 2 | SW 2 | C 0 | $10^2$ | $10^2$ | $10^1$ | — | |
| 4 | 61.8 | 61.7 | 63.4 | 16.4 | 18.4 | 17.0 | **21.8** | 14.0 | 10.2 | 11.2 | 11.5 | 73 | 71 | 80 | C 0 | SW 2 | S 1 | $10^2$ | $10^2$ | $10^2$ | — | |
| 5 | 63.3 | 61.8 | 61.7 | 16.0 | 18.6 | 17.0 | 21.0 | 13.8 | 9.4 | 11.1 | 11.5 | 69 | 70 | 80 | E 1 | SW 2 | S 2 | $6^1$ | $10^2$ | $10^2$ | — | |
| 6 | 61.4 | 61.7 | 63.0 | 16.0 | 18.4 | 17.0 | 20.6 | 13.8 | 10.7 | 11.2 | 11.2 | 79 | 71 | 78 | NE 1 | SW 2 | C 0 | $10^1$ | $10^2$ | $10^2$ | — | |
| 7 | 63.1 | 61.4 | 63.0 | 16.8 | 18.4 | 17.0 | 21.0 | 14.4 | 10.2 | 10.6 | 10.6 | 72 | 67 | 74 | C 0 | SW 2 | NE 2 | $10^1$ | $10^1$ | $10^2$ | — | |
| 8 | 62.0 | 60.4 | 62.6 | 16.4 | 18.4 | 16.4 | 20.2 | 12.0 | 10.4 | 10.6 | 11.8 | 75 | 67 | 85 | C 0 | SW 2 | C 0 | $8^2$ | $10^1$ | $10^1$ | — | |
| 9 | 63.2 | 60.7 | 64.0 | 17.0 | 18.0 | 17.8 | 20.6 | 14.0 | 11.5 | 11.4 | 11.6 | 80 | 75 | 76 | SW 2 | SW 2 | S 2 | $10^0$ | 0 | $10^1$ | — | |
| 10 | 63.6 | 61.5 | 62.2 | 15.8 | 19.4 | 17.4 | 20.6 | 14.0 | 10.3 | 12.3 | 12.4 | 77 | 74 | 84 | C 0 | SW 2 | S 2 | 0 | $10^1$ | $10^2$ | — | |
| 11 | 62.8 | 61.6 | 62.0 | 16.8 | 18.4 | 17.0 | 21.4 | 13.0 | 11.6 | 13.3 | 12.3 | 81 | 84 | 86 | NE 1 | NW 2 | C 0 | $10^0$ | $10^1$ | $10^2$ | — | |
| 12 | 63.9 | 61.2 | 62.2 | 16.8 | 19.4 | 17.4 | 21.6 | 14.2 | 12.8 | **13.9** | 12.4 | **90** | 83 | 84 | C 0 | WSW 2 | SW 1 | $10^1$ | $10^0$ | $10^2$ | — | |
| 13 | 63.8 | 61.8 | 62.2 | 16.6 | 18.0 | 17.4 | 20.0 | 14.0 | 11.7 | 12.0 | 11.8 | 83 | 78 | 80 | C 0 | SW 2 | W 1 | $10^0$ | $8^2$ | $10^1$ | — | |
| 14 | 63.2 | 61.6 | 63.4 | 16.2 | 18.5 | 17.4 | 20.4 | 14.0 | 11.7 | 11.7 | 11.2 | 85 | 73 | 76 | SW 2 | WSW 2 | C 0 | $10^0$ | $10^0$ | $10^1$ | — | |
| 15 | 62.5 | 61.2 | 61.7 | 14.8 | 18.4 | 17.4 | 20.4 | 11.8 | 9.8 | 11.5 | 11.5 | 78 | 73 | 80 | SE 2 | S 2 | E 2 | $8^0$ | $8^0$ | $10^2$ | — | |
| 16 | 61.5 | 60.7 | 62·2 | 16.2 | 19.8 | 17.0 | 21.6 | **11.6** | 9.8 | 11.2 | 11.2 | 71 | 65 | 78 | E 2 | SW 2 | N 2 | $10^1$ | $10^2$ | $10^1$ | — | |
| 17 | 63.1 | 61.1 | 61.2 | 16.6 | 19.8 | 17.0 | 21.6 | 11.8 | 11.2 | 11.2 | 11.2 | 79 | 65 | 78 | E 2 | N 2 | NW 2 | $10^1$ | $8^0$ | $10^1$ | — | |
| 18 | 61.8 | **59.5** | 61.4 | 16.2 | 18.0 | 17.0 | 21.5 | **11.6** | 10.3 | 10.6 | 11.2 | 75 | 69 | 78 | NW 2 | S 2 | NW 2 | $10^1$ | $10^0$ | $10^1$ | — | |
| 19 | 61.1 | 59.8 | 62.7 | 15.8 | 18.0 | 17.0 | 21.6 | **11.6** | 9.5 | 10.3 | 11.5 | 71 | 67 | 80 | SE 2 | SW 2 | NW 2 | $8^0$ | $10^2$ | $10^1$ | — | |
| 20 | 63.0 | 62.0 | 61.9 | 15.4 | 18.6 | 17.0 | 20.2 | 12.8 | 10.3 | 11.1 | 11.5 | 79 | 70 | 80 | SE 2 | SW 2 | SW 2 | $10^2$ | $10^2$ | $10^1$ | — | |
| 21 | 63.7 | 61.1 | 63.2 | 15.0 | 18.2 | 16.8 | 20.4 | 12.6 | 9.9 | 10.7 | 11.0 | 78 | 69 | 77 | C 0 | SW 3 | N 1 | $10^2$ | $8^2$ | $10^1$ | — | |
| 22 | 60.8 | 60.6 | 62.6 | 15.8 | 17.4 | 16.8 | 19.4 | 13.4 | 10.5 | 9.6 | 9.9 | 79 | 65 | 69 | E 2 | SW 2 | S 1 | $10^1$ | $10^2$ | $10^1$ | — | |
| 23 | 63.3 | 61.5 | 63.0 | 16.0 | 17.6 | 16.6 | 20.8 | 13.4 | 11.0 | 9.7 | 10.3 | 81 | 65 | 73 | E 2 | S 2 | S 2 | $8^0$ | $10^1$ | $10^1$ | — | |
| 24 | 61.7 | 60.0 | 62.3 | 15.4 | 17.8 | 16.8 | 19.8 | 12.8 | 9.4 | 11.6 | 11.3 | 72 | 76 | 79 | SE 1 | SW 2 | NW 1 | $10^2$ | $10^2$ | $10^1$ | — | |
| 25 | 62.7 | 62.0 | 62.4 | 16.0 | 17.2 | 16.2 | 20.2 | 13.6 | 11.2 | 11.1 | 11.1 | 83 | 76 | 81 | NE 2 | S 2 | E 2 | $10^1$ | $8^0$ | $10^1$ | — | |
| 26 | 62.4 | 60.0 | 61.2 | 15.0 | 17.4 | 16.4 | 20.4 | 12.8 | 11.0 | 9.8 | 10.2 | 87 | 67 | 73 | SE 2 | SW 2 | SW 2 | $10^2$ | $10^1$ | $10^1$ | — | |
| 27 | 62.4 | 60.3 | 62.1 | 15.2 | 17.2 | 16.8 | 19.4 | 13.6 | 9.8 | 9.7 | 10.2 | 76 | 67 | 72 | NE 2 | NW 2 | C 0 | $10^1$ | $8^1$ | $10^1$ | — | |
| 28 | 61.9 | 60.7 | 63.1 | 15.6 | 17.2 | 17.0 | 19.4 | 13.4 | 9.3 | 10.5 | 10.1 | 70 | 72 | 70 | SE 2 | SW 3 | SW 2 | $10^1$ | $10^1$ | $10^0$ | — | |
| 29 | 63.3 | 61.9 | **64.4** | 15.8 | 17.8 | 16.0 | 20.0 | 13.4 | 9.2 | 9.9 | 10.4 | 68 | 65 | 77 | E 1 | SW 1 | C 0 | $10^1$ | $10^2$ | $10^1$ | — | |
| 30 | 63.5 | 61.1 | 63.0 | 15.4 | 18.0 | 16.4 | 20.0 | 13.6 | 8.4 | 10.6 | 10.4 | 64 | 69 | 75 | SE 2 | SW 2 | SW 2 | $10^2$ | $10^0$ | $10^0$ | — | |
| Pro. Mit. | 62.5 | 61.1 | 62.5 | 16.0 | 18.3 | 16.9 | 20.7 | 13.2 | 10.4 | 11.1 | 11.2 | 77 | 71 | 78 | 1.3 | 2.0 | 1.3 | 9.1 | 9.3 | 10.0 | — | |

Barómetro reducido a 0°C y a gravedad normal.

Barometer reduciert auf 0°C und Normalsch

A (H = 10 m) **JUNIO 1912** φ = 18° 29′ S λ = 70° 20′ W $h_a$ = —

| p. a la mp. mp. reien. C° Min. | Velocidad del viento Windgeschwindigkeit m/minuto 7a | 2p | 9p | km 9p-7a | 7a-2p | 2p-9p | 7a-7a | k/1h | Nubes (clase y dirección) Wolken (Art und Richtung) 7a | 2p | 9p | Agua caída Niederschlag mm 7a | 2p | 9p | Evaporación Verdunstung mm 7a | 2p | 9p | 7a-7a |
|---|---|---|---|---|---|---|---|---|---|---|---|---|---|---|---|---|---|---|
| | | | | | | | | | str | str-cu | str | — | — | — | | | | |
| | | | | | | | | | a-str | | | — | — | — | | | | |
| | | | | | | | | | str | | | — | — | — | | | | |
| | | | | | | | | | a-str | ci-cu | ni | — | — | — | | | | |
| | | | | | | | | | a-str | str | a-str | — | — | — | | | | |
| | | | | | | | | | str | | str | — | — | — | | | | |
| | | | | | | | | | str | | str | — | — | — | | | | |
| | | | | | | | | | str | | | — | — | — | | | | |
| | | | | | | | | | a-str | | str | — | — | — | | | | |
| | | | | | | | | | a-str | | | — | — | — | | | | |
| | | | | | | | | | str | | str | — | — | — | | | | |
| | | | | | | | | | a-str | | str | — | — | — | | | | |
| | | | | | | | | | a-str | | str | — | — | — | | | | |
| | | | | | | | | | a-str | | | — | — | — | | | | |
| | | | | | | | | | | | a-str | — | — | — | | | | |
| | | | | | | | | | a-str | | a-str | — | — | — | | | | |
| | | | | | | | | | a-str | | | — | — | — | | | | |
| | | | | | | | | | a-str | | | — | — | — | | | | |
| | | | | | | | | | a-str | | | — | — | — | | | | |
| | | | | | | | | | a-str | | | — | — | — | | | | |
| | | | | | | | | | a-str | | ni | — | — | — | | | | |
| | | | | | | | | | a-str | | a-str | — | — | — | | | | |
| | | | | | | | | | a-str | | a-str | — | — | — | | | | |
| | | | | | | | | | a-str | | a-str | — | — | — | | | | |
| | | | | | | | | | a-str | | str | — | — | — | | | | |
| | | | | | | | | | a-str | | cu | — | — | — | | | | |
| | | | | | | | | | a-str | | str | — | — | — | | | | |
| | | | | | | | | | a-str | | a-str | — | — | — | | | | |
| | | | | | | | | | a-str | | a-str | — | — | — | | | | |
| | | | | | | | | | a-str | | a-str | — | — | — | | | | |
| | | | | | | | | | | | | — | — | — | | | | |

IQUE (H=10 m) **JUNIO 1912** φ = 20° 12′ S λ = 70° 11′ W $h_a$ = —

| | | | | | | | | | str | a-str | ci-cu | — | — | — | | | | |
|---|---|---|---|---|---|---|---|---|---|---|---|---|---|---|---|---|---|---|
| | | | | | | | | | ci-cu | ni | ni | — | — | — | | | | |
| | | | | | | | | | cu-ni | cu-ni | ni | — | — | — | | | | |
| | | | | | | | | | str | cu-ni | ni | — | — | — | | | | |
| | | | | | | | | | cu-ni | cu-ni | ni | — | — | — | | | | |
| | | | | | | | | | ni | cu-ni | ni | — | — | — | | | | |
| | | | | | | | | | ni | ni | ni | — | — | — | | | | |
| | | | | | | | | | cu-ni | cu-ni | ni | — | — | — | | | | |
| | | | | | | | | | ni | | ni | — | — | — | | | | |
| | | | | | | | | | | ni | ni | — | — | — | | | | |
| | | | | | | | | | ni | ni | ni | — | — | — | | | | |
| | | | | | | | | | ni | ni | ni | — | — | — | | | | |
| | | | | | | | | | ni | cu-ni | ni | — | — | — | | | | |
| | | | | | | | | | ni | ni | ni | — | — | — | | | | |
| | | | | | | | | | ci-cu | ci-cu | ni | — | — | — | | | | |
| | | | | | | | | | ni | cu-ni | ni | — | — | — | | | | |
| | | | | | | | | | ni | cu-ni | ni | — | — | — | | | | |
| | | | | | | | | | ni | ni | ni | — | — | — | | | | |
| | | | | | | | | | cu-ni | ci-cu | ni | — | — | — | | | | |
| | | | | | | | | | cu-ni | cu-ni | ni | — | — | — | | | | |
| | | | | | | | | | cu-ni | cu-ni | ni | — | — | — | | | | |
| | | | | | | | | | ni | cu-ni | ni | — | — | — | | | | |
| | | | | | | | | | ci-cu | ni | ni | — | — | — | | | | |
| | | | | | | | | | str | cu-ni | ni | — | — | — | | | | |
| | | | | | | | | | ni | cu-ni | ni | — | — | — | | | | |
| | | | | | | | | | cu-ni | ni | ni | — | — | — | | | | |
| | | | | | | | | | ni | ci-cu | ni | — | — | — | | | | |
| | | | | | | | | | ni | ni | ni | — | — | — | | | | |
| | | | | | | | | | cu-ni | ni | ni | — | — | — | | | | |
| | | | | | | | | | cu-ni | ni | ni | — | — | — | | | | |
| | | | | | | | | | | | | — | — | — | | | | |
| | | | | | | | | | | | | — | — | — | | | | |

Observaciones se efectuaron según hora oficial de Chile (75° de long.)

Alle Beobachtungen nach chilenischer Einheitszeit (75° Länge).

**ANTOFAGASTA** (H=5 m) **JUNIO 1912** φ = 23° 39′ S λ = 70° 25′ W $C_g$ =

| Dia / Tag | Barómetro Barometer 700 mm + | | | Temperatura del aire Lufttemperatur C° | | | | | Humedad absoluta Absolute Feuchtigkeit mm | | | Humedad relativa Relative Feuchtigkeit % | | | Dirección y fuerza del viento Richtung und Stärke des Windes 0—12 B | | | | | | Nebulosidad Bewölkung 0—10 | | | Agua caída Niederschlag mm | Notas Bemerkungen |
|---|---|---|---|---|---|---|---|---|---|---|---|---|---|---|---|---|---|---|---|---|---|---|---|---|
| | 7a | 2p | 9p | 7a | 2p | 9p | Max. | Min. | 7a | 2p | 9p | 7a | 2p | 9p | 7a | | 2p | | 9p | | 7a | 2p | 9p | 7a - 7a | |
| 1 | 59 1 | 58.4 | 58.5 | 13.2 | 21.7 | 12.6 | 22.8 | 11.9 | 10.6 | 11.5 | 7.8 | 95 | 60 | 72 | S | 8 | SW | 4 | NE | 2 | 8 | 6 | 6 | — | |
| 2 | 59.8 | 58.9 | 59.2 | 14.1 | 21.0 | 12.3 | 22.1 | **11.1** | 11.2 | 10.5 | 8.4 | 94 | 57 | 79 | SW | 5 | S | 6 | N | 3 | 5 | 4 | 5 | — | |
| 3 | 59.6 | 58.8 | 59.8 | 14.4 | 21.8 | 12.4 | 22.5 | 11.5 | 11.1 | 10.8 | 8.2 | 92 | 56 | 77 | NE | 3 | SW | 4 | SW | 2 | 3 | 4 | 5 | — | |
| 4 | 58.5 | 57.8 | 58.5 | 13.2 | 22.0 | 13.3 | 22.7 | 11.3 | 11.0 | 11.4 | 7.8 | **98** | 58 | 68 | S | 5 | SW | 6 | NE | 4 | 5 | 6 | 5 | — | |
| 5 | 59.9 | 59.0 | 59.2 | 13.4 | 22.0 | 12.6 | 22.9 | 11.7 | 10.9 | 11.1 | 7.8 | 96 | 56 | 72 | NE | 6 | SW | 8 | NE | 3 | 6 | 5 | 7 | — | |
| 6 | 58.3 | 57.6 | **57.4** | 14.0 | 21.3 | 12.3 | 22.2 | 11.4 | 11.4 | 11.1 | 8.6 | 96 | 60 | 82 | SW | 6 | SW | 7 | NE | 2 | 6 | 3 | 3 | — | |
| 7 | 60.4 | 59.6 | 59.5 | 13.6 | 21.4 | 12.8 | 22.1 | 11.5 | 11.1 | 10.8 | 8.1 | 96 | 57 | 74 | SW | 5 | SW | 6 | NE | 3 | 5 | 5 | 4 | — | |
| 8 | 59.5 | 58.8 | 58.8 | 14.3 | 21.8 | 13.2 | 22.5 | 11.3 | **11.7** | 10.5 | 7.7 | 97 | 54 | 68 | NE | 5 | SW | 6 | NE | 4 | 5 | 6 | 5 | — | |
| 9 | 59.9 | 59.2 | 59.2 | 13.3 | 21.7 | 12.6 | 22.3 | 11.4 | 9.7 | 10.4 | 8.2 | 86 | 54 | 76 | S | 5 | SW | 4 | NE | 4 | 5 | 5 | 4 | — | |
| 10 | 60.0 | 59.6 | 59.5 | 14.4 | 21.8 | 13.3 | 22.8 | 11.8 | 9.1 | 10.5 | 7.9 | 75 | 54 | 70 | NE | 5 | SW | 5 | N | 2 | 5 | 7 | 5 | — | |
| 11 | 59.9 | 59.1 | 59.2 | 14.0 | 21.2 | 13.1 | 22.4 | 11.5 | 9.5 | 10.9 | 7.6 | 80 | 59 | 68 | N | 3 | SW | 5 | NE | 2 | 3 | 2 | 6 | — | |
| 12 | 60.4 | 59.5 | 59.5 | 13.0 | 22.0 | 12.7 | 22.8 | 11.6 | 9.3 | 11.1 | 8.0 | 85 | 56 | 74 | NE | 7 | SW | 4 | SW | 3 | 7 | 3 | 4 | — | |
| 13 | 59.9 | 58.9 | 58.0 | 14.1 | 21.3 | 13.8 | 22.2 | 11.2 | 8.9 | 10.8 | **7.4** | 75 | 58 | 62 | SW | 6 | SW | 3 | NE | 2 | 6 | 5 | 3 | — | |
| 14 | 59.7 | 58.8 | 59.0 | 13.0 | 21.4 | 12.6 | 22.3 | 11.6 | 9.3 | 10.8 | 7.6 | 85 | 57 | 70 | NE | 4 | S | 4 | NE | 2 | 4 | 4 | 4 | — | |
| 15 | 60.2 | 59.7 | 59.7 | 14.0 | 21.6 | 12.3 | 22.1 | 11.4 | 9.0 | 10.4 | 7.9 | 76 | 55 | 74 | NE | 5 | SW | 6 | S | 5 | 5 | 4 | 3 | — | |
| 16 | 59.6 | 58.7 | 58.9 | 14.2 | 21.5 | 12.8 | 22.1 | 11.5 | 8.5 | 10.5 | 7.8 | 71 | 55 | 72 | NE | 3 | SW | 4 | NE | 2 | 3 | 5 | 5 | — | |
| 17 | 59.5 | 58.9 | 59.0 | 14.1 | 21.3 | 12.9 | 22.1 | 11.3 | 8.2 | 10.3 | 8.0 | 68 | 55 | 73 | NE | 5 | SW | 4 | S | 3 | 5 | 6 | 4 | — | |
| 18 | 59.5 | 58.7 | 58.9 | 13.0 | 22.0 | 12.7 | 22.8 | 11.4 | 9.1 | 9.9 | 8.0 | 82 | **50** | 74 | N | 4 | SW | 5 | NE | 2 | 5 | 5 | 3 | — | |
| 19 | 58.7 | 57.7 | 58.0 | 14.0 | 21.0 | 12.9 | 22.1 | 11.6 | 8.2 | 10.8 | 8.4 | 69 | 58 | 76 | NE | 3 | SW | 3 | S | 3 | 5 | 5 | 4 | — | |
| 20 | 59.2 | 58.3 | 58.4 | 14.0 | 21.2 | 12.6 | 22.4 | 11.2 | 8.4 | 10.4 | 8.3 | 70 | 55 | 77 | S | 4 | SW | 4 | NE | 4 | 3 | 4 | 6 | — | |
| 21 | 61.1 | 60.2 | 60.3 | 12.6 | 21.4 | 12.8 | 22.2 | 11.6 | 8.8 | 10.2 | 7.7 | 82 | 54 | 70 | NE | 5 | S | 6 | S | 2 | 5 | 3 | 4 | — | |
| 22 | 60.1 | 59.0 | 58.1 | 13.8 | 21.2 | 12.8 | 22.1 | **11.1** | 8.5 | 10.7 | 8.0 | 72 | 57 | 73 | NE | 4 | SW | 8 | NE | 2 | 5 | 4 | 5 | — | |
| 23 | 60.4 | 59.4 | 59.4 | 13.4 | 21.6 | 12.7 | 22.4 | 11.2 | 8.3 | 10.8 | 7.8 | 73 | 57 | 71 | NE | 6 | SW | 7 | NE | 3 | 4 | 4 | 4 | — | |
| 24 | 59.5 | 58.7 | 58.7 | 14.5 | 21.9 | 12.8 | **23.2** | 11.6 | 7.7 | 10.5 | 7.7 | 62 | 53 | 70 | S | 5 | SW | 6 | NE | 2 | 3 | 6 | 5 | — | |
| 25 | 60.6 | 59.7 | 59.6 | 13.3 | 21.8 | 12.8 | 22.8 | 11.9 | 8.4 | 10.5 | 7.7 | 74 | 54 | 70 | N | 6 | SW | 6 | NE | 3 | 3 | 3 | 4 | — | |
| 26 | 60.8 | 60.0 | 60.1 | 13.3 | 21.5 | 12.7 | 22.4 | 11.3 | 8.4 | 11.0 | 7.6 | 74 | 58 | 70 | NE | 5 | SW | 5 | NE | 2 | 6 | 4 | 3 | — | |
| 27 | 58.7 | 57.9 | 57.7 | 14.6 | 21.4 | 12.8 | 22.1 | **11.1** | 8.0 | 10.5 | 7.7 | 64 | 56 | 70 | SSW | 6 | SW | 6 | NE | 3 | 5 | 5 | 4 | — | |
| 28 | 59.9 | 59.1 | 59.0 | 13.8 | 21.7 | 12.7 | 22.4 | 11.2 | 8.3 | 10.4 | 8.1 | 71 | 54 | 75 | NE | 3 | SW | 7 | NE | 2 | 6 | 4 | 3 | — | |
| 29 | 60.0 | 59.2 | 59.1 | 13.4 | 21.4 | 12.8 | 22.6 | 11.3 | 8.6 | 10.7 | 7.7 | 75 | 56 | 70 | N | 4 | SW | 7 | NE | 3 | 4 | 7 | 4 | — | |
| 30 | **62.9** | 62.2 | 61.5 | 12.4 | 21.2 | 12.7 | 22.3 | 11.4 | 9.2 | 10.9 | 7.8 | 87 | 59 | 71 | NE | 3 | SW | 6 | NE | 2 | 2 | 3 | 3 | — | |
| Pro. Mit. | 59.8 | 59.0 | 59.6 | 13.7 | 21.5 | 12.8 | 22.4 | 11.4 | 9.3 | 10.7 | 7.9 | 81 | 56 | 72 | | 4.8 | | 5.4 | | 2.7 | 4.7 | 4.5 | 4.3 | — | |

**CALDERA** (H=30 m) **JUNIO 1912** φ = 27° 03′ S λ = 70° 53′ W $C_g$ =

| | | | | | | | | | | | | | | | | | | | | | | | | | |
|---|---|---|---|---|---|---|---|---|---|---|---|---|---|---|---|---|---|---|---|---|---|---|---|---|---|
| 1 | 61.1 | **58.6** | 59.8 | 10.0 | 16.0 | 13.6 | 16.7 | 10.0 | 8.2 | 10.7 | 10.8 | 89 | 79 | 94 | C | 0 | C | 0 | SW | 1 | 0 | 0 | 0 | — | |
| 2 | 61.2 | 61.2 | 61.7 | 12.8 | 14.2 | 13.4 | 15.0 | 12.0 | 10.5 | 10.4 | 10.7 | 96 | 87 | 94 | C | 0 | WNW | 2 | C | 0 | 10 | 10 | 10 | — | |
| 3 | 63.2 | 61.3 | 60.8 | 13.0 | 15.4 | 12.6 | 16.2 | 11.8 | 10.0 | 11.3 | 9.8 | 90 | 87 | 91 | C | 0 | C | 0 | S | 1 | 10 | 8 | 0 | — | |
| 4 | 61.7 | 61.4 | 61.8 | 11.4 | 15.0 | 12.2 | 16.0 | 11.0 | 8.6 | 9.9 | 10.0 | 86 | 78 | 95 | C | 0 | SSE | 1 | C | 0 | 10 | 8 | 10 | — | |
| 5 | 63.3 | 61.2 | 60.9 | 11.0 | 15.8 | 13.9 | 16.7 | 10.0 | 8.9 | 11.1 | 10.6 | 91 | 83 | 91 | C | 0 | S | 2 | C | 0 | 10 | 0 | 0 | — | |
| 6 | 61.1 | 59.2 | 59.8 | 12.0 | 16.5 | 14.0 | **17.4** | 12.0 | 9.1 | 10.9 | 10.6 | 88 | 78 | 90 | C | 0 | SW | 1 | NW | 1 | 3 | 1 | 10 | — | |
| 7 | 61.8 | 61.3 | 61.3 | 13.0 | 15.4 | 11.4 | 16.2 | 10.8 | 9.8 | 10.4 | 8.7 | 89 | 80 | 87 | C | 0 | W | 1 | C | 0 | 10 | 10 | 0 | — | |
| 8 | 62.1 | 60.8 | 60.9 | 10.5 | 15.2 | 11.2 | 16.1 | 10.0 | 9.1 | 11.3 | 9.3 | 96 | 88 | 94 | E | 1 | SW | 1 | NW | 1 | 10 | 0 | 0 | — | |
| 9 | 61.7 | 61.6 | 61.6 | 10.3 | 15.3 | 11.4 | 16.0 | 10.0 | 9.2 | 11.3 | 9.3 | 99 | 87 | 93 | C | 0 | SW | 1 | S | 1 | 10 | 0 | 5 | — | ≡² 5a30-9a20 |
| 10 | 62.3 | 61.0 | 60.8 | 10.8 | 15.2 | 10.6 | 16.1 | 10.4 | 9.5 | 11.3 | 8.8 | 99 | 88 | 93 | C | 0 | SSE | 3 | SE | 2 | 10 | 0 | 0 | — | ≡¹ 5a-10a50 |
| 11 | 61.6 | 61.0 | 60.9 | 10.0 | 15.0 | 10.9 | 15.8 | 10.0 | 9.2 | 10.5 | 8.6 | **00** | 83 | 89 | C | 0 | S | 2 | S | 1 | 10 | 6 | 10 | — | ≡² 5a10-11a30 |
| 12 | 61.9 | 61.3 | 61.1 | 10.4 | 14.2 | 10.6 | 15.0 | 10.4 | 8.9 | 10.8 | 8.8 | 95 | 91 | 93 | C | 0 | S | 2 | C | 0 | 10 | 10 | 10 | — | |
| 13 | 61.7 | 60.7 | 60.8 | 10.2 | 15.0 | 10.4 | 15.8 | 10.2 | 8.8 | 11.0 | 8.7 | 95 | 87 | 93 | C | 0 | C | 0 | SW | 1 | 10 | 0 | 0 | — | |
| 14 | 61.4 | 60.8 | 61.3 | 10.0 | 14.2 | 13.6 | 14.9 | 10.0 | 9.2 | 10.6 | 10.5 | **00** | 88 | 92 | C | 0 | N | 1 | C | 0 | 10 | 1 | 7 | — | ≡ 4a-10a30 |
| 15 | 62.3 | 61.8 | 61.6 | 13.0 | 14.4 | 10.6 | 15.0 | 10.2 | 10.0 | 10.7 | 8.8 | 90 | 88 | 93 | NNE | 1 | S | 2 | C | 0 | 10 | 7 | 0 | — | |
| 16 | 60.3 | 59.3 | 60.1 | 9.8 | 14.2 | 12.0 | 15.0 | 9.0 | 9.0 | 10.4 | 9.2 | **00** | 87 | 89 | NW | 1 | SSE | 2 | SW | 2 | 10 | 0 | 10 | — | ≡² 4a15-9a15 |
| 17 | 62.0 | 60.8 | 60.3 | 11.4 | 15.0 | 12.7 | 15.8 | 11.0 | 8.7 | 10.1 | 9.8 | 87 | 80 | 90 | NNW | 2 | SW | 1 | SW | 1 | 0 | 0 | 0 | — | |
| 18 | 61.3 | 59.7 | 60.0 | 12.0 | 14.8 | 12.5 | 15.6 | 12.0 | 9.2 | 9.1 | 10.1 | 89 | 73 | 94 | C | 0 | SW | 1 | N | 1 | 10 | 10 | 10 | — | |
| 19 | 61.4 | 60.0 | 60.6 | 12.0 | 16.4 | 13.6 | 17.1 | 11.2 | 9.2 | 10.7 | 10.9 | 89 | 77 | 95 | C | 0 | SW | 1 | SE | 1 | 10 | 0 | 10 | — | |
| 20 | 63.0 | 63.1 | 62.6 | 13.0 | 16.5 | 14.2 | 17.3 | 13.0 | 10.4 | 9.0 | 10.4 | 94 | **65** | 87 | C | 0 | C | 0 | SE | 1 | 10 | 0 | 0 | — | |
| 21 | 63.6 | 61.4 | 61.0 | 10.2 | 15.0 | 14.0 | 15.8 | 10.0 | 7.8 | 10.1 | 10.7 | 84 | 80 | 91 | C | 0 | S | 2 | SE | 1 | 0 | 0 | 0 | — | |
| 22 | 61.7 | 60.6 | 60.4 | 11.0 | 13.3 | 12.6 | 14.1 | 11.0 | 8.9 | 9.9 | 10.0 | 91 | 88 | 93 | C | 0 | N | 1 | SW | 1 | 10 | 10 | 0 | — | |
| 23 | 62.1 | 62.3 | 61.8 | 12.2 | 15.0 | 13.0 | 15.9 | 12.0 | 9.1 | 10.1 | 9.8 | 87 | 80 | 89 | C | 0 | SW | 1 | C | 0 | 10 | 6 | 0 | — | |
| 24 | 61.1 | 59.6 | 60.7 | 10.2 | 15.2 | 13.2 | 16.0 | 10.0 | 7.8 | 8.5 | 10.4 | 84 | 66 | 93 | S | 1 | SW | 2 | SE | 2 | 0 | 0 | 10 | — | |
| 25 | 63.3 | 61.4 | 60.7 | 11.0 | 15.0 | 14.0 | 15.8 | 11.0 | 8.3 | 9.9 | 10.8 | 85 | 78 | 92 | NW | 1 | S | 2 | SE | 1 | 10 | 0 | 10 | — | |
| 26 | 61.9 | 60.8 | 60.4 | 9.4 | 15.1 | 13.3 | 15.9 | 9.0 | 8.3 | 10.2 | 10.6 | 95 | 80 | 94 | C | 0 | S | 2 | SW | 1 | 9 | 0 | 10 | — | |
| 27 | 61.3 | 61.1 | 61.5 | 11.0 | 14.0 | 13.1 | 14.8 | 11.0 | 8.6 | 10.6 | 10.6 | 87 | 90 | 95 | E | 1 | SW | 2 | C | 0 | 10 | 10 | 10 | — | |
| 28 | 62.3 | 61.6 | 62.0 | 11.0 | 14.8 | 11.2 | 15.4 | 10.0 | 8.8 | **11.4** | 8.4 | 90 | 91 | 85 | C | 0 | S | 1 | SE | 1 | 10 | 6 | 0 | — | |
| 29 | 63.3 | 62.2 | 62.1 | 7.2 | 12.0 | 10.4 | 13.0 | 7.0 | **5.2** | 8.9 | 8.7 | 69 | 86 | 93 | E | 1 | S | 2 | SE | 2 | 6 | 10 | 6 | — | |
| 30 | **64.2** | 62.5 | 62.2 | 7.0 | 12.0 | 9.9 | 12.8 | **6.2** | 6.8 | 8.3 | 8.0 | 91 | 80 | 88 | C | 0 | S | 4 | SE | 2 | 10 | 9 | 7 | — | |
| Pro. Mit. | 62.0 | 61.0 | 61.0 | 10.9 | 14.8 | 12.3 | 15.6 | 10.4 | 8.8 | 10.3 | 9.7 | 91 | 82 | 92 | | 0.3 | | 1.4 | | 0.9 | 8.3 | 4.1 | 4.8 | -- | |

Barómetro reducido a 0°C y a gravedad normal.

Barometer reduciert auf 0°C und Nor

## AGASTA (H = 5 m) — JUNIO 1912 — φ = 23° 39′ S — λ = 70° 25′ W — $h_a$ = —

| a la p. en. | Velocidad del viento (Windgeschwindigkeit) m/minuto | | | km | | | | | Nubes (clase y dirección) (Wolken (Art und Richtung) | | | Agua caída (Niederschlag) mm | | | Evaporación (Verdunstung) mm | | | |
|---|---|---|---|---|---|---|---|---|---|---|---|---|---|---|---|---|---|---|
| lin. | 7a | 2p | 9p | 9p-7a | 7a-2p | 2p-9p | 7a-7a | k/1h | 7a | 2p | 9p | 7a | 2p | 9p | 7a | 2p | 9p | 7a-7a |
| | | | | | | | | | cu | str | a-cu | — | — | — | | | | |
| | | | | | | | | | a-cu | fr-str | a-str | — | — | — | | | | |
| | | | | | | | | | cu-ni | fr-cu | a-cu | — | — | — | | | | |
| | | | | | | | | | a-cu | a-cu | a-str | — | — | — | | | | |
| | | | | | | | | | a-cu | fr-str | a-cu | — | — | — | | | | |
| | | | | | | | | | cu | cu | fr-str | — | — | — | | | | |
| | | | | | | | | | cu-ni | fr-cu | a-cu | — | — | — | | | | |
| | | | | | | | | | fr-cu | cu | fr-ni | — | — | — | | | | |
| | | | | | | | | | cu | cu | a-str | — | — | — | | | | |
| | | | | | | | | | str | fr-ni | a-cu | — | — | — | | | | |
| | | | | | | | | | ci | str | a-cu | — | — | — | | | | |
| | | | | | | | | | str | fr-cu | fr-ni | — | — | — | | | | |
| | | | | | | | | | fr-str | cu | a-str | — | — | — | | | | |
| | | | | | | | | | cu-ni | fr-ni | fr-str | — | — | — | | | | |
| | | | | | | | | | a-cu | str | a-cu | — | — | — | | | | |
| | | | | | | | | | a-str | cu | a-cu | — | — | — | | | | |
| | | | | | | | | | cu | cu | fr-str | — | — | — | | | | |
| | | | | | | | | | cu, str | fr-ni | fr-cu | — | — | — | | | | |
| | | | | | | | | | fr-cu | fr-ni | fr-ni | — | — | — | | | | |
| | | | | | | | | | fr-cu | str | str | — | — | — | | | | |
| | | | | | | | | | cu-ni | a-cu | a-cu | — | — | — | | | | |
| | | | | | | | | | cu-ni | cu-ni | fr-ni | — | — | — | | | | |
| | | | | | | | | | cu | fr-str | str | — | — | — | | | | |
| | | | | | | | | | fr-cu | fr-ni | str | — | — | — | | | | |
| | | | | | | | | | str | fr-cu | str | — | — | — | | | | |
| | | | | | | | | | fr-cu | str | a-cu | — | — | — | | | | |
| | | | | | | | | | str | fr-str | cu-ni | — | — | — | | | | |
| | | | | | | | | | cu | str | fr-ni | — | — | — | | | | |
| | | | | | | | | | cu-ni | str | a-cu | — | — | — | | | | |
| | | | | | | | | | cu | cu-ni | fr-str | — | — | — | | | | |
| | | | | | | | | | | | | — | — | — | | | | |

## ERA (H = 30 m) — JUNIO 1912 — φ = 27° 03′ S — λ = 70° 53′ W — $h_a$ = 28 m

| | | | | | | | | | | | | | | | | | | |
|---|---|---|---|---|---|---|---|---|---|---|---|---|---|---|---|---|---|---|
| | | | 43.9 | 30.8 | 48.9 | 62.6 | 2.6 | | | | | — | — | — | | | | |
| | | | 7.5 | 55.2 | 7.8 | 87.2 | 3.6 | ni WNW | ni WNW | cu-ni W | | — | — | — | | | | |
| | | | 55.3 | 10.7 | 69.4 | 118.3 | 4.9 | ni WNW | ci-cu SW | | | — | — | — | | | | |
| | | | 13.7 | 71.5 | 21.5 | 93.8 | 3.9 | ni ENE | a-cu SSE | ni SE | | — | — | — | | | | |
| | | | 83.0 | 36.8 | 11.0 | 176.0 | 7.3 | ni SE | | | | — | — | — | | | | |
| | | | 43.6 | 2.6 | 49.1 | 91.4 | 3.8 | fr cu ESE | cu SW | ni NW | | — | — | — | | | | |
| | | | 7.7 | 49.1 | 10.4 | **59.4** | **2.5** | ni NW | ni NW | | | — | — | — | | | | |
| | | | 49.6 | 14.4 | 60.6 | 109.1 | 4.5 | ni E | | | | — | — | — | | | | |
| | | | 34.2 | 60.6 | 53.2 | 109.2 | 4.6 | ni W | | cu-ni S | | — | — | — | | | | |
| | | | 68.2 | 56.9 | 92.1 | 182.0 | 7.6 | ni N | | | | — | — | — | | | | |
| | | | 57.5 | 99.1 | 69.1 | 206.5 | 8.6 | ni | cu-ni S | ni SE | | — | — | — | | | | |
| | | | 13.0 | 70.2 | 15.0 | 181.2 | 7.6 | ni | ni S | ni W | | — | — | — | | | | |
| | | | 70.6 | 14.2 | 71.7 | 155.8 | 6.5 | ni SE | | | | — | — | — | | | | |
| | | | 17.6 | 71.8 | 23.5 | 103.5 | 4.3 | ni E | cu N | cu-ni NNW | | — | — | — | | | | |
| | | | 81.2 | 39.8 | 10.2 | 176.5 | 7.4 | ni | cu-ni S | | | — | — | — | | | | |
| | | | 59.1 | 20.7 | 70.5 | 109.1 | 4.5 | ni NNE | | ni SW | | — | — | — | | | | |
| | | | 54.5 | 77.7 | 55.8 | 145.7 | 6·1 | | | | | — | — | — | | | | |
| | | | 80.5 | 57.6 | 84.9 | 214.0 | 8.9 | ni NW | ni SW | ni N | | — | — | — | | | | |
| | | | 61.4 | 86.1 | 70.6 | 203.9 | 8.5 | ni N | | ni SE | | — | — | — | | | | |
| | | | 87.6 | 0.0 | 17.3 | 244.3 | 10.2 | ni NW | | | | — | — | — | | | | |
| | | | 60.6 | 33.1 | 80.2 | 77.9 | 3.2 | | | | | — | — | — | | | | |
| | | | 39.6 | 93.1 | 40.2 | 152.9 | 6.4 | ni SE | ni N | | | — | — | — | | | | |
| | | | 5.0 | 47.7 | 13.2 | 138.3 | 5.8 | ni SW | cu-ni SW | | | — | — | — | | | | |
| | | | 68.0 | 32.7 | 85.2 | 128.9 | 5.4 | | | ni SE | | — | — | — | | | | |
| | | | 39.5 | 93.2 | 61.0 | 157.4 | 6.6 | ni NW | | | | — | — | — | | | | |
| | | | 98.9 | 34.8 | 38.4 | **253.1** | **10.5** | cu-ni SE | | ni SW | | — | — | — | | | | |
| | | | 64.6 | 53.7 | 29.1 | 137.8 | 5.7 | ni E | ni SW | ni SW | | — | — | — | | | | |
| | | | 3.7 | 36.8 | 33.8 | 86.5 | 3.6 | ni SW | cu-ni S | | | — | — | — | | | | |
| | | | 51.0 | 45.1 | 78.0 | 121.6 | 5.1 | cu-ni SE | ni SW | cu-ni SE | | — | — | — | | | | |
| | | | 49.2 | 94.5 | 86.4 | 172.3 | 7.2 | ni E | cu-ni S | cu ni SE | | — | — | — | | | | |
| | | | 49.0 | 49.7 | 48.6 | 141.9 | 5.9 | | | | | — | — | — | | | | |

Las observaciones se efectuaron según hora oficial de Chile (75° de long.)

Alle Beobachtungen nach chilenischer Einheitszeit (75° Länge).

**ISLA DE PASCUA** (H=30 m) **JUNIO 1912** φ = 27° 10′ S λ = 109° 26′ W $C_g$ =

| Día Tag | Barómetro Barometer 700 mm + | | | Temperatura del aire Lufttemperatur C° | | | | | Humedad absoluta Absolute Feuchtigkeit mm | | | Humedad relativa Relative Feuchtigkeit % | | | Dirección y fuerza del viento Richtung und Stärke des Windes 0—12 B | | | Nebulosidad Bewölkung 0—10 | | | Agua caída Niederschlag mm | Notas Bemerkungen |
|---|---|---|---|---|---|---|---|---|---|---|---|---|---|---|---|---|---|---|---|---|---|---|
| | 7a | 2p | 9p | 7a | 2p | 9p | Max. | Min. | 7a | 2p | 9p | 7a | 2p | 9p | 7a | 2p | 9p | 7a | 2p | 9p | 7a - 7a | |
| 1 | 58.0 | 58.3 | 61.0 | 17.9 | 18.8 | 17.3 | *21.1* | *16.6* | 14.7 | 13.8 | 12.1 | 96 | 86 | 82 | SE 4 | SE 2 | S | 10 | 10 | 8 | **29.6** | ● n-II; ◺⁰ |
| 2 | 62.5 | 62.6 | 63.8 | 17.3 | 19.6 | 17.1 | 20.6 | 15.8 | 10.0 | 10.7 | 9.6 | 68 | 63 | 66 | S 4 | SSE 2 | S | 10 | 9 | 10 | 11.2 | ● ch n; ◺⁰ |
| 3 | 63.5 | 62.7 | 62.7 | 15.6 | 19.1 | 17.6 | 19.3 | 15.5 | 11.0 | 11.6 | 11.0 | 83 | 70 | 74 | SSE 2 | SSE 2 | SE | 8 | 10 | 10 | 4.8 | ● an; ◺⁰ |
| 4 | 60.3 | 56.1 | **54.0** | 17.3 | 16.9 | 20.4 | 20.5 | 16.3 | 12.3 | 13.9 | 16.9 | **00** | 97 | 95 | SE 3 | SE 5 | N | 10 | 10 | 10 | — | ● I-n; ◺⁰ |
| 5 | 58.2 | 58.3 | 60.0 | 18.7 | 20.3 | 16.4 | **23.3** | 15.3 | 12.1 | 16.8 | 12.3 | 75 | 95 | 88 | NW 5 | SSW 3 | S | 10 | 8 | 4 | 27.1 | ●; ◺⁰ |
| 6 | 58.2 | 58.4 | 60.0 | 17.1 | 19.7 | 17.2 | 20.7 | 15.7 | 11.4 | 11.7 | 10.7 | 79 | 69 | 73 | S 2 | S 2 | S | — | — | -- | 1.3 | ● ch II |
| 7 | 60.6 | 60.4 | 62.2 | 15.4 | 19.6 | 16.3 | 20.0 | 14.3 | 12.1 | 11.2 | 10.0 | 93 | 66 | 73 | S 1 | S 2 | S | 7 | 6 | 2 | 0.2 | ● ch; 2 ◠ 7a, 8a30 |
| 8 | 63.1 | 63.2 | 64.8 | 16.0 | 19.2 | 15.8 | 20.5 | 13.9 | 10.2 | 12.1 | 10.0 | 75 | 73 | 75 | S 2 | SSE 3 | SSE | 4 | 2 | 2 | 2.4 | ● ch am |
| 9 | 65.2 | 64.2 | 65.5 | 16.3 | 18.7 | 16.4 | 19.1 | 13.7 | 8.8 | 10.5 | 9.0 | 64 | 65 | 65 | S 2 | S 1 | S | 8 | 8 | 10 | — | ◺⁰ |
| 10 | 64.2 | 63.1 | 63.2 | 15.5 | 18.8 | 16.3 | 20.0 | 12.9 | 9.8 | 10.8 | 9.5 | 75 | 67 | 69 | S 1 | S 1 | S | 9 | 9 | 10 | — | ◺¹ |
| 11 | 62.9 | 60.6 | 61.6 | 13.6 | 18.6 | 14.8 | 19.8 | 13.8 | **8.7** | 9.1 | 9.4 | 75 | 57 | 75 | C 0 | S 1 | S | 10 | 9 | 10 | -- | ◺¹ |
| 12 | 61.6 | 62.1 | 64.0 | 15.8 | 19.9 | 17.0 | 21.4 | 13.6 | 11.4 | 13.9 | 11.5 | 85 | 80 | 79 | S 1 | SSE 3 | SE | 9 | 6 | 2 | 0.2 | ●; ◺¹ |
| 13 | 64.6 | 64.4 | 65.2 | 16.0 | 20.8 | 17.2 | 21.1 | 13.7 | 10.4 | 14.1 | 12.8 | 77 | 77 | 88 | SSE 2 | SE 2 | SE | 5 | 6 | 4 | 5.6 | ●; ◺¹; ◠ 9a30, 10 |
| 14 | 66.0 | 65.2 | 65.4 | 15.5 | 18.9 | 16.4 | 20.8 | 14.5 | 11.1 | 11.6 | 10.7 | 84 | 71 | 77 | SE 1 | E 2 | E | 8 | 8 | 6 | 2.2 | ● ch am; ◺² |
| 15 | 63.7 | *61.5* | 62.9 | 16.8 | *21.8* | 16.9 | 22.0 | 14.8 | 11.3 | *15.7* | 11.9 | 79 | *81* | 83 | E 1 | NE 5 | E | 9 | 5 | 5 | — | ◺² |
| 16 | 62.0 | 61.6 | 62.4 | 15.7 | 21.6 | 17.4 | 22.4 | 14.2 | 11.5 | 14.2 | 14.3 | 86 | 74 | 96 | C 0 | W 1 | S | 1 | 7 | 10 | — | ◺² |
| 17 | 63.8 | 63.1 | 63.6 | 16.5 | 19.4 | 17.2 | 20.7 | 15.7 | 13.3 | 12.4 | 11.5 | 95 | 74 | 79 | SSE 3 | SSE 4 | SSE | 10 | 8 | 7 | 8.9 | ● II; ◠ 9a |
| 18 | 62.0 | 60.5 | 60.2 | 17.0 | 20.4 | 19.7 | 22.2 | 16.0 | 12.8 | 16.0 | 15.1 | 89 | 90 | 88 | E 1 | N 3 | N | 2 | 6 | 2 | 0.8 | ●; ◺² |
| 19 | 57.6 | 56.8 | 57.3 | 20.2 | 21.2 | 18.2 | 22.1 | 17.8 | 15.8 | **17.4** | 13.9 | 90 | 93 | 89 | NW 4 | NW 6 | W | 6 | 8 | 10 | 1.7 | ● I-n |
| 20 | 60.0 | 61.7 | 64.3 | 17.6 | 19.7 | 17.0 | 20.5 | 16.5 | 10.8 | 10.6 | 9.2 | 72 | 62 | 64 | SSW 3 | SSW 2 | SSW | 10 | 3 | 7 | 5.6 | ◺⁰ |
| 21 | 66.4 | 66.5 | 67.9 | 16.1 | 18.8 | 15.4 | 19.6 | **12.5** | 8.3 | 8.8 | 9.0 | 61 | **54** | 69 | S 2 | SSE 1 | SSE | 9 | 4 | 8 | — | ◺⁰ |
| 22 | **68.4** | 67.2 | 67.5 | 15.9 | 18.4 | 15.5 | 19.7 | **12.5** | 9.3 | 10.6 | 9.5 | 69 | 67 | 72 | SE 1 | E 1 | E | 9 | 9 | 10 | — | ◺¹ |
| 23 | 65.6 | 63.7 | 64.2 | 16.7 | 20.3 | 18.0 | 20.7 | 14.5 | 10.3 | 12.5 | 12.2 | 73 | 71 | 79 | C 0 | N 3 | NW | 10 | 9 | 5 | --- | ◺¹ |
| 24 | 63.2 | 63.1 | 63.6 | 19.3 | 21.0 | 18.7 | 22.5 | 18.0 | 12.9 | 14.5 | 14.7 | 77 | 78 | 92 | W 3 | W 4 | W | 8 | 9 | 10 | — | ● II; ◺⁰ |
| 25 | 63.4 | 62.6 | 63.1 | 17.2 | 20.4 | 18.4 | 22.1 | 17.0 | 14.2 | 15.1 | 13.8 | 97 | 84 | 87 | W 1 | W 2 | C | 10 | 9 | 9 | 20.8 | ● an, II |
| 26 | 61.2 | 58.2 | 58.0 | 18.8 | 19.6 | 19.0 | 20.7 | 17.4 | 14.3 | 14.7 | 15.2 | 88 | 87 | 93 | NW 3 | N 4 | NW | 9 | 9 | 10 | 1.6 | ● an, I-n |
| 27 | 56.2 | 55.8 | 57.2 | 18.3 | 20.2 | 16.6 | 21.1 | 16.2 | 13.8 | 15.6 | 11.4 | 88 | 89 | 81 | SW 1 | SW 1 | SW | 5 | 6 | 3 | 9.4 | ● an |
| 28 | 57.6 | 58.0 | 59.8 | 16.6 | 20.5 | 15.6 | 21.1 | 15.1 | 12.2 | 14.1 | 12.2 | 87 | 79 | 92 | SW 1 | SW 2 | SW | 3 | 4 | 2 | — | ◺²; ∈ |
| 29 | 61.2 | 61.6 | 62.7 | 15.3 | 20.9 | 16.6 | 22.0 | 15.0 | 11.9 | 14.1 | 12.5 | 92 | 77 | 88 | C 0 | WNW 2 | NW | 1 | 6 | 4 | — | ◺² |
| 30 | 62.5 | 61.3 | 61.8 | 17.0 | 21.2 | 17.8 | 22.1 | 15.7 | 13.2 | 17.1 | 14.2 | 91 | 92 | 93 | NW 1 | N 2 | N | 4 | 7 | 3 | -- | ◺² |
| Prom. Mit. | 62.1 | 61.4 | 62.3 | 16.8 | 19.8 | 17.1 | 21.0 | 15.2 | 11.7 | 13.2 | 11.9 | 82 | 76 | 81 | 1.8 | 2.5 | | 7.4 | 7.2 | 6.7 | 133.4 | |

**COPIAPÓ** (H=370 m) **JUNIO 1912** φ = 27° 22′ S λ = 70° 21′ W $C_g$ =

| | | | | | | | | | | | | | | | | | | | | | | |
|---|---|---|---|---|---|---|---|---|---|---|---|---|---|---|---|---|---|---|---|---|---|---|
| 1 | 27.7 | 25.0 | 26.2 | 6.0 | 24.0 | 12.0 | | | 6.4 | 6.9 | 9.2 | 91 | 31 | 89 | E 1 | NW 2 | C 0 | 0 | 0 | 0 | — | |
| 2 | 27.3 | *27.3* | *27.3* | 9.8 | *15.7* | *10.2* | | | 8.1 | *8.2* | *8.1* | 89 | *62* | *88* | NW 1 | | | 10 | 0 | 0 | — | |
| 3 | 29.7 | 27.1 | 28.1 | 10.2 | 17.8 | *10.9* | | | 7.8 | 7.8 | *8.3* | 84 | 52 | *85* | NW 1 | NW 1 | C 0 | 10 | 5 | 4 | — | |
| 4 | 28.3 | 28.5 | 30.2 | 8.8 | 12.8 | 10.8 | | | 7.3 | 7.5 | 7.7 | 88 | 69 | 82 | C 0 | NW 1 | C 0 | 10 | 10 | 10 | — | |
| 5 | 30.6 | 28.3 | 29.3 | 8.0 | 21.4 | 11.4 | | | 6.9 | 6.0 | 8.3 | 87 | 32 | 83 | C 0 | NW 1 | C 0 | 8 | 0 | 0 | — | |
| 6 | 27.5 | 25.6 | 27.4 | 9.0 | 22.0 | *15.7* | | | 6.5 | 7.2 | **12.0** | 77 | 37 | *90* | C 0 | NW 1 | NW 1 | 6 | 5 | 0 | — | |
| 7 | 29.6 | 27.4 | 28.9 | 10.6 | 18.0 | 11.5 | | | 8.8 | 8.5 | 8.3 | 93 | 56 | 83 | NW 1 | NW 2 | C 0 | 10 | 8 | 0 | — | |
| 8 | 29.3 | 26.6 | 28.2 | 9.2 | 19.5 | 11.4 | | | 8.0 | 8.7 | 8.3 | 93 | 52 | 83 | C 0 | NW 2 | C 0 | 8 | 2 | 0 | — | |
| 9 | 28.9 | 27.6 | 30.7 | 7.6 | 22.6 | 12.4 | | | 6.9 | 7.4 | 8.9 | 90 | 37 | 85 | E 1 | NW 2 | C 0 | 0 | 2 | 0 | — | |
| 10 | 30.4 | 27.7 | 29.1 | 8.4 | 24.0 | 15.4 | | | 7.3 | 9.2 | 10.3 | 90 | 41 | 80 | C 0 | NW 2 | C 0 | 4 | 0 | 0 | — | |
| 11 | 28.5 | 26.4 | 29.1 | 8.4 | 25.0 | 10.8 | | | 6.6 | 6.2 | 8.7 | 82 | 27 | 90 | E 1 | NW 2 | C 0 | 0 | 0 | 0 | — | |
| 12 | 28.9 | 27.2 | 29.2 | 5.2 | 20.8 | 10.6 | | | 5.6 | 6.9 | 7.8 | 85 | 39 | 83 | E 1 | NW 2 | C 0 | 1 | 2 | 0 | — | |
| 13 | 29.8 | 26.4 | 26.8 | 6.7 | 23.8 | 10.8 | | | 6.4 | 5.1 | 7.5 | 88 | 24 | 78 | NW 1 | NW 2 | C 0 | 0 | 0 | 0 | — | |
| 14 | 27.5 | 26.5 | 28.0 | 8.9 | 23.0 | 12.8 | | | 4.7 | 5.6 | 8.2 | 56 | 28 | 76 | SE 1 | NW 1 | NW 1 | 8 | 3 | 0 | — | |
| 15 | 28.8 | 28.3 | 29.3 | 6.3 | 19.4 | 10.0 | | | 5.2 | 6.7 | 7.0 | 75 | 40 | 76 | C 0 | NW 2 | C 0 | 6 | 4 | 0 | — | |
| 16 | 27.0 | **24.9** | 27.0 | 5.8 | 23.4 | 11.0 | | | 4.2 | 4.0 | 7.6 | 62 | **20** | 77 | E 1 | NW 2 | | 0 | 0 | 0 | — | |
| 17 | 28.7 | 27.0 | 28.7 | 5.0 | 18.3 | 11.2 | | | 6.1 | 7.5 | 7.5 | 94 | 49 | 75 | E 1 | NW 2 | C 0 | 10 | 0 | 0 | — | |
| 18 | 28.2 | 25.2 | 26.8 | 5.6 | 15.8 | 9.0 | | | 6.2 | 7.6 | 8.3 | 91 | 58 | **97** | N 1 | NW 1 | C 0 | 10 | 2 | 0 | — | |
| 19 | 27.9 | 25.3 | 28.5 | 8.8 | 17.8 | 10.2 | | | 7.1 | 7.0 | 7.6 | 85 | 47 | 82 | SE 1 | NW 2 | C 0 | 4 | 2 | 10 | — | |
| 20 | 29.9 | 30.5 | **31.5** | 10.2 | 14.8 | 9.6 | | | 7.6 | 7.7 | 7.2 | 82 | 63 | 82 | C 0 | NW 1 | C 0 | 10 | 2 | 0 | — | |
| 21 | 31.1 | 27.3 | 28.9 | 3.0 | 22.8 | 10.2 | | | 4.7 | 4.4 | 6.0 | 84 | 22 | 66 | E 1 | NW 2 | SE 1 | 0 | 0 | 0 | — | |
| 22 | 27.6 | 27.0 | 27.6 | 4.8 | 17.0 | 8.3 | | | 5.6 | 7.3 | 6.9 | 88 | 51 | 87 | NW 2 | NW 2 | C 0 | 0 | 0 | 2 | — | ≡ 1 |
| 23 | 28.2 | 29.6 | 31.1 | 8.6 | 16.2 | 9.8 | | | 7.0 | 6.5 | 6.4 | 85 | 48 | 71 | SE 2 | NW 1 | NW 1 | 4 | 3 | 2 | — | |
| 24 | 28.3 | 26.3 | 28.5 | 3.5 | 22.4 | 9.8 | | | 5.2 | 4.3 | 6.4 | 89 | 23 | 71 | C 0 | NW 2 | C 0 | 1 | 0 | 0 | — | ≡ 1 |
| 25 | 30.1 | 27.6 | 29.0 | 4.0 | 18.5 | 8.4 | | | 5.1 | 7.1 | 6.9 | 85 | 46 | 85 | NW 2 | NW 1 | C 0 | 0 | 0 | 0 | — | |
| 26 | 29.1 | 25.9 | 28.5 | 3.6 | 20.8 | 10.8 | | | 4.2 | 5.3 | 8.0 | 71 | 30 | 83 | SE 1 | NW 2 | C 0 | 0 | 0 | 0 | — | |
| 27 | 28.1 | 26.4 | 28.2 | 2.2 | 17.2 | 9.4 | | | 4.8 | 7.7 | 7.3 | 90 | 53 | 85 | E 1 | NW 2 | C 0 | 0 | 0 | 0 | — | |
| 28 | 28.7 | 28.4 | 30.3 | 8.3 | 16.0 | 8.5 | | | 7.3 | 7.5 | 6.9 | 90 | 56 | 85 | C 0 | NW 1 | C 0 | 0 | 10 | 0 | — | |
| 29 | 29.8 | 28.0 | *29.2* | 5.8 | 15.0 | *8.3* | | | 6.4 | 5.9 | *6.8* | 94 | 47 | *85* | C 0 | NW 1 | | 10 | 6 | 0 | — | |
| 30 | 30.5 | 29.3 | 30.0 | 2.0 | 17.4 | 8.4 | | | 4.5 | **4.1** | 5.8 | 86 | 28 | 71 | E 1 | NW 1 | C 0 | 6 | 8 | 10 | — | |
| Prom. Mit. | 28.9 | 27.2 | 28.7 | 6.8 | 19.4 | 10.6 | | | 6.3 | 6.7 | 7.8 | 85 | 42 | 82 | 0.8 | 1.5 | 0.1 | 4.5 | 2.5 | 1.3 | — | |

**Barómetro reducido a 0°C y a gravedad normal.**

**Barometer reduciert auf 0°C und Normal**

## DE PASCUA (H = 30 m) — JUNIO 1912 — φ = 27° 10′ S — λ = 109° 26′ W — $h_a$ = 2.8 m

| Temp. a la Temp. Temp. freien C° Min. | Velocidad del viento m/minuto 7a | 2p | 9p | km 9p-7a | 7a-2p | 2p-9p | 7a-7a | k/1h | Nubes (clase y dirección) 7a | 2p | 9p | Agua caída mm 7a | 2p | 9p | Evaporación mm 7a | 2p | 9p | 7a-7a |
|---|---|---|---|---|---|---|---|---|---|---|---|---|---|---|---|---|---|---|
| 14.1 | — | 90 | | 103.1 | 58.1 | 57.3 | 240.7 | 10.0 | ni S | cu-ni, fr-ni S | cu-ni, fr-ni S | 21.4 | 11.0 | 0.1 | 0.6 | 0.4 | 0.9 | 1.8 |
| 6 11.7 | 206 | 117 | | 82.5 | 57.1 | 41.9 | 197.9 | 8.2 | cu-ni, fr-ni S, ci | cu-ni, fr-ni S, ci | cu-ni, fr-ni S | 0.1 | — | — | 1.6 | 1.3 | 1.0 | 2.9 |
| 2 11.3 | 95 | 80 | | 46.9 | 50.9 | 46.9 | 145.9 | 6.1 | fr-cu, cu-ni, fr-niS, | cu, cu-ni, fr-niS, ci | fr-ni S | 4.8 | — | — | 0.7 | 1.1 | 0.9 | 3.0 |
| 2 13.6 | 196 | — | | 74.4 | 67.6 | 74.9 | 172.2 | 7.2 | ni, fr-ni SE [ci-str | ni SE | ni | — | 4.6 | 18.6 | 1.3 | 0.5 | 0.0 | 3.3 |
| 1 12.8 | **330** | 187 | | 178.8 | 120.4 | 93.6 | 321.3 | 13.4 | ni NW | cu,cu-ni,fr-niSSW | fr-ni S | 3.9 | 0.1 | 1.2 | 2.7 | 0.7 | 0.5 | 3.2 |
| 0 12.3 | 100 | 117 | | 72.8 | 40.1 | 23.9 | 286.8 | 12.0 | cu, fr-ni S, ci-str | cu S, ci, ci-cu | cu S | — | — | 0.1 | 1.1 | 1.0 | 0.5 | 2.3 |
| 4 10.2 | 13 | 160 | | 30.6 | 47.0 | 38.9 | 94.6 | 3.9 | cu, ni S, ci | cu,cu-ni,str-cuS (1) | fr-cu S | 0.1 | 2.3 | 0.0 | 0.8 | 1.0 | 0.7 | 2.3 |
| 8 9.7 | 109 | 151 | | 37.0 | 50.3 | 31.4 | 122.9 | 5.1 | cu, str-cu S | cu, fr-cu S | cu S | 0.1 | — | — | 0.8 | 1.2 | 1.7 | 2.5 |
| 6 10.0 | 90 | 53 | | 52.9 | 27.3 | 14.9 | 134.6 | 5.6 | str-cu SSE | str-cu SSE | | — | — | — | 0.3 | 0.9 | 0.7 | 3.2 |
| 7 8.6 | 40 | 53 | | 12.6 | 23.1 | 5.3 | **54.8** | **2.3** | cu, str-cu S | cu, fr-cu S, str | | — | — | — | 0.9 | 0.8 | 0.6 | 2.5 |
| 2 9.5 | 0 | 26 | | 42.6 | 18.8 | 61.2 | 71.0 | 3.0 | cu, str, fr-str S, ci- | cu,fr-cu,str, fr-strS | | — | — | — | 0.8 | 0.9 | 0.6 | 2.2 |
| 0 9.7 | 13 | 132 | | 21.3 | 42.5 | 50.0 | 101.3 | 4.2 | cu, str, fr-ni S [str | cu-ca,fr-ni, a-cuSE | fr-cu SE | 0.2 | 5.5 | 0.0 | 0.7 | 0.6 | 0.8 | 2.2 |
| 3 9.8 | 109 | 109 | | 39.2 | 50.8 | 51.3 | 131.7 | 5.5 | fr-cu, fr-ni SSE, ci | cu, fr-ni E, ci-cu | fr-ni | 0.1 | 1.5 | 0.4 | 0.9 | 0.5 | 0.5 | 2.3 |
| 9 10.6 | 40 | 117 | | 50.7 | 47.5 | 24.9 | 152.8 | 6.3 | cu, fr-ni, a-cu SE | cu, str-cu, ci E | cu | 0.3 | — | — | 0.4 | 1.1 | 0.8 | 1.4 |
| 8 11.2 | 67 | — | | 21.4 | *52.1* | *33.9* | 93.8 | 3.9 | cu, str-cu E, ci | cu, fr-cu E, ci | cu | — | — | — | 0.9 | 1.3 | 1.0 | 2.8 |
| 8 9.5 | 0 | 67 | | 13.0 | 40.1 | 33.3 | 99.0 | 4.1 | cu N, ci | cu, fr-cu NNW, (2) | ni SW | — | — | 1.7 | 0.2 | 0.9 | 0.3 | 2.5 |
| 1 13.4 | 160 | 206 | | 101.5 | 76.2 | 51.4 | 174.9 | 7.3 | ni SE | cu, fr-cu, fr-ni SE | fr-cu SE | 7.2 | 0.7 | 0.0 | 0.6 | 1.0 | 0.6 | 1.8 |
| 8 12.4 | 27 | 170 | | 51.1 | 76.0 | 67.2 | 178.7 | 7.4 | cu, fr-cu E, ci SW | cu, cu-ni, str-cu (3) | cu NW | 0.1 | 0.7 | 1.0 | 0.8 | 0.4 | 0.9 | 2.4 |
| 9 11.8 | 206 | 314 | | 125.9 | 126.9 | 125.8 | 269.1 | 11.2 | cu-ni, fr ni NW, ci | cu-ni, fr-ni NW, ci- | ni W | — | 4.9 | 0.5 | 1.1 | 1.0 | 0.7 | 2.4 |
| 4 13.1 | 151 | 117 | | 80.8 | 56.8 | 41.3 | **333.5** | **13.9** | cu-ni, ni SW | cu, fr-cu S [str | cu S | 0.2 | — | — | 0.5 | 1.4 | 1.0 | 2.2 |
| 5 12.3 | 109 | 80 | | 59.6 | 47.5 | 27.0 | 157.7 | 6.6 | cu, str-cu S | cu, fr-cu SSE, ci | cu, fr-cu SSE | — | — | — | 1.6 | 1.5 | 0.7 | **4.0** |
| 4 8.5 | 53 | 179 | | 17.7 | 42.8 | 39.0 | 92.2 | 3.8 | cu, str-cu E | cu, str-cu E | str-cu E | — | — | — | 0.8 | 1.3 | 1.1 | 3.0 |
| 0 11.2 | 0 | 179 | | 23.5 | 44.9 | 57.6 | 105.3 | 4.4 | str-cu NW | cu-ni, fr-cu NW | cu NW, ci-str | — | — | — | 0.9 | 1.2 | 1.0 | 3.3 |
| 3 15.1 | 160 | 206 | | 82.4 | 75.4 | 61.6 | 184.9 | 7.7 | cu, fr-cu W, ci-str | cu, fr-cu, str-cu (4) | ni SW | — | — | 1.9 | 1.7 | 1.2 | 0.6 | 3.9 |
| 1 14.5 | 53 | 117 | | 54.2 | 47.2 | 42.2 | 191.2 | 8.0 | cu-ni, str, ni W | cu-ni, str-cu, fr- (5) | fr-cu, cu-ni W | 18.9 | — | 0.1 | 0.3 | 0.4 | 0.5 | 2.1 |
| 3 14.0 | 125 | 206 | | 50.4 | 68.5 | 91.9 | 139.8 | 5.8 | cu-ni, fr-ni NW | fr-cu, cu-ni, fr-ni (6) | fr-ni W | 1.5 | 0.0 | 1.8 | 0.3 | 0.8 | 0.9 | **1.2** |
| 2 12.7 | 52 | 95 | | 77.8 | 34.8 | 21.1 | 238.2 | 9.9 | cu-ni, fr-ni W, ci | fr-cu, cu-ni NW, (7) | fr-cu W | 7.6 | — | — | 0.5 | 1.0 | 0.5 | 2.2 |
| 8 10.6 | 13 | 100 | | 16.2 | 29.8 | 11.3 | 72.1 | 3.0 | cu, fr-cu SW, ci-str | cu, fr-cu NW, ci- (8) | cu SW, ci | — | — | — | 0.5 | 0.8 | 0.3 | 2.0 |
| 0 10.5 | 0 | 109 | | 46.6 | 41.9 | 24.9 | 87.7 | 3.7 | cu SW, ci | cu, fr-cu NW, a-cu | fr-cu N | – | — | — | 0.2 | 0.9 | 0.5 | 1.3 |
| 5 11.7 | 13 | 160 | | 21.8 | 62.9 | 50.5 | 88.6 | 3.7 | cu, fr-cu N, ci-cu | cu, cu-ni N | fr-cu N | — | — | — | 0.2 | 0.6 | 1.1 | 1.6 |
| | | | | | | | | | | | | | | — | | | | |
| 2 11.5 | 87 | 132 | | 56.3 | 54.2 | 46.5 | 157.8 | 6.6 | | | | 66.5 | 31.3 | 27.4 | 24.7 | 27.7 | 21.9 | 73.8 |

## PIAPÓ (H = 370 m) — JUNIO 1912 — φ = 27° 22′ S — λ = 70° 21′ W — $h_a$ = 11.7 m

| | | | | | | | | | | | | | | | | | | |
|---|---|---|---|---|---|---|---|---|---|---|---|---|---|---|---|---|---|---|
| 20 | 85 | 0 | 2.2 | 19.3 | 15.0 | 20.7 | 0.9 | | | | | | | | | | | |
| 30 | | | 3.0 | | | 37.3 | 1.6 | str | | | | | | | | | | |
| 25 | 40 | 0 | | 7.5 | 15.8 | | | ni | ni | str | | | | | | | | |
| 0 | 20 | 0 | 3.7 | 6.4 | 6.9 | 27.0 | 1.1 | ni | ni | ni | | | | | | | | |
| 0 | 40 | 0 | 2.9 | 6.8 | 10.6 | 16.2 | 0.7 | str | | | | | | | | | | |
| 0 | 45 | 30 | 6.5 | 14.1 | 27.8 | 23.9 | 1.0 | ni | ni, str SE | | | | | | | | | |
| 30 | 90 | 0 | 7.9 | 15.2 | 11.4 | 49.8 | 2.1 | str | ni | | | | | | | | | |
| 0 | 70 | 0 | 5.0 | 20.8 | 13.8 | 31.6 | 1.3 | ni E | ni | | | | | | | | | |
| 30 | 80 | 0 | 6.0 | 18.4 | 19.0 | 40.6 | 1.7 | | ci-str E | | | | | | | | | |
| 0 | 65 | 0 | 6.0 | 13.2 | 48.4 | 43.4 | 1.8 | str | | | | | | | | | | |
| 40 | 70 | 0 | 9.2 | 13.3 | 14.6 | **70.8** | **3.0** | | | | | | | | | | | |
| 25 | 69 | 0 | 8.3 | 19.2 | 23.7 | 36.2 | 1.5 | str E | ci E | | | | | | | | | |
| 15 | 70 | 0 | 7.1 | 7.5 | 13.5 | 50.0 | 2.1 | | | | | | | | | | | |
| 25 | 60 | 30 | 5.6 | 21.6 | 5.7 | 26.6 | 1.1 | ni E | ni | | | | | | | | | |
| 0 | 80 | 0 | 5.8 | 12.9 | 17.2 | 33.1 | 1.4 | str E | str E | | | | | | | | | |
| 25 | 95 | | 15.8 | 10.8 | 0.5 | 45.9 | 1.9 | | | | | | | | | | | |
| 30 | 95 | 0 | 7.8 | 23.4 | 4.8 | 19.1 | 0.8 | str | | | | | | | | | | |
| 20 | 50 | 0 | 7.0 | 13.9 | 15.1 | 35.2 | 1.5 | str | ni | | | | | | | | | |
| 40 | 65 | 0 | 3.1 | 10.7 | 6.3 | 32.1 | 1.3 | str NW | ni SE | a-str | | | | | | | | |
| 0 | 20 | 0 | 2.9 | 10.8 | 1.4 | 19.9 | 0.8 | str | ni SE | | | | | | | | | |
| 15 | 80 | 25 | 2.1 | 8.8 | 12.7 | **14.3** | **0.6** | | | | | | | | | | | |
| 118 | 65 | 0 | 2.8 | 25.6 | 7.5 | 24.3 | 1.0 | | | str | | | | | | | | |
| 90 | 55 | 40 | 4.6 | 16.5 | 6.9 | 37.7 | 1.6 | str SW | ni SE | ni S | | | | | | | | |
| 0 | 68 | 0 | 4.9 | 9.1 | 10.0 | 28.3 | 1.2 | str | | | | | | | | | | |
| 95 | 25 | 0 | 3.0 | 20.3 | 2.8 | 22.1 | 0.9 | | | | | | | | | | | |
| 20 | 65 | 0 | 2.6 | 14.0 | 8.3 | 25.7 | 1.1 | | | | | | | | | | | |
| 15 | 95 | 0 | 3.6 | 13.8 | 10.3 | 25.9 | 1.1 | | | | | | | | | | | |
| 0 | 40 | 0 | 2.6 | 6.0 | 9.2 | 26.7 | 1.1 | | str | | | | | | | | | |
| 0 | 48 | | 4.0 | *4.8* | | 19.2 | 0.8 | str | ni E | | | | | | | | | |
| 15 | 25 | 0 | | 4.0 | 2.6 | | | str | ci-str | str | | | | | | | | |
| | | | | | | | | | | | | | | | | | | |
| 24 | 61 | 5 | 5.2 | 13.4 | 12.2 | 31.6 | 1.3 | | | | | | | | | | | |

as observaciones se efectuaron según hora oficial de Chile (75° de long.)
sena se observó según la hora local.

Alle Beobachtungen nach chilenischer Einheitszeit (75° Länge).
Auf der Osterinsel Beobachtungen nach Ortszeit.

tr, ci-cu. (2) ci, ci-cu. (3) fr-ni N, ci-str. (4) W, ci-str. (5) ni W. (6) NW. (7) a-cu. (8) cu SW.

**COQUIMBO** (H=25 m) **JUNIO 1912** φ = 29° 56′ S λ = 71° 21′ W C

| Dia / Tag | Barómetro Barometer 700 mm + 7a | 2p | 9p | Temperatura del aire Lufttemperatur C° 7a | 2p | 9p | Max. | Min. | Humedad absoluta Absolute Feuchtigkeit mm 7a | 2p | 9p | Humedad relativa Relative Feuchtigkeit % 7a | 2p | 9p | Dirección y fuerza del viento Richtung und Stärke des Windes 0—12 B. 7a | 2p | 9p | Nebulosidad Bewölkung 0—10 7a | 2p | 9p | Agua caída Niederschlag mm 7a-7a | Notas Bemerkun |
|---|---|---|---|---|---|---|---|---|---|---|---|---|---|---|---|---|---|---|---|---|---|---|
| 1 | 60.9 | 57.5 | 58.6 | 11.5 | 17.0 | 13.0 | 17.0 | 11.4 | 8.5 | 10.5 | 10.1 | 85 | 73 | 91 | C 0 | SW 1 | NE 1 | 4¹ | 4¹ | 0 | — | ◺²; ∞¹ I-II |
| 2 | 59.2 | 59.8 | 60.7 | 12.2 | 13.4 | 13.2 | 13 4 | 11.5 | 9.3 | 9.6 | 9.7 | 89 | 85 | 87 | E 1 | N 2 | C 0 | 10² | 10² | 10² | — | ◺²; ∞¹ I-II |
| 3 | 61.7 | *62.7* | 61.1 | 13.0 | *14.6* | 13.0 | 14.6 | 11.9 | 9.3 | *8.5* | 9.6 | 85 | *69* | 87 | E 1 | | NE 1 | 10² | *10²* | 10² | — | ∞ II |
| 4 | 60.6 | 60.7 | 61.6 | 12.3 | 14.0 | 13.2 | 14.8 | 11.9 | 9.0 | 8.7 | 9.7 | 86 | 74 | 87 | C 0 | SW 1 | C 0 | 10² | 10² | 10² | — | |
| 5 | 63.1 | 61.3 | 62.2 | 12.4 | 16.6 | 13.4 | 17.0 | 12.0 | 8.8 | 10.3 | 10.1 | 83 | 73 | 89 | C 0 | SW 1 | SW 1 | 4¹ | 5¹ | 0 | — | ∞ II |
| 6 | 59.4 | 58.6 | 60.4 | 11.5 | 15.0 | 13.5 | 16.0 | 11.0 | 9.0 | 10.5 | 10.9 | 89 | 83 | 95 | E 1 | C 0 | SW 1 | 8² | 8² | 10² | — | ◺¹; ∞¹ am |
| 7 | 60.9 | 60.8 | 61.8 | 13.0 | 13.6 | 13.2 | 14.0 | 11.8 | 10.6 | 10.4 | 10.8 | 96 | 90 | 96 | C 0 | E 1 | SW 1 | 10² | 10² | 10² | — | ●⁰ gt 2p; ∞¹ I-I |
| 8 | 60.6 | 60.9 | 60.8 | 12.7 | 14.8 | 12.7 | 15.0 | 12.1 | 10.0 | 10.6 | 10.7 | 92 | 85 | 98 | E 1 | C 0 | SW 1 | 10² | 10² | 10² | 0.0 | ◺¹; ∞¹ I |
| 9 | 60.7 | 61.9 | 64.2 | 12.6 | 14.5 | 13.9 | 16.0 | 11.0 | 7.6 | **11.2** | 10.6 | 70 | 92 | 91 | E 1 | SW 1 | C 0 | 5¹ | 10² | 10² | — | ◺¹; ∞¹ I-II |
| 10 | 58.5 | 61.0 | 62.2 | 13.3 | 16.8 | 13.0 | 17.0 | 12.8 | 10.5 | 10.5 | 10.1 | 93 | 74 | 91 | C 0 | SW 1 | SW 1 | 2¹ | 0 | 0 | — | ◺¹; ∞¹ 1 a |
| 11 | 61.7 | 60.3 | 61.8 | 11.9 | 15.4 | 13.0 | 16.0 | 11.0 | 9.2 | 10.8 | 10.1 | 90 | 83 | 91 | C 0 | NW 1 | NE 1 | 7¹ | 0 | 0 | — | ◺¹ ∞¹ 1 y ∞ 2 |
| 12 | 62.1 | 59.7 | 62.4 | 10.5 | 14.0 | 12.4 | 14.0 | 10.0 | 8.9 | 9.8 | 9.7 | 94 | 82 | 91 | E 1 | C 0 | E 1 | 10² | 7¹ | 0 | — | ◺¹; ∞² am |
| 13 | 63.1 | 60.6 | 60.7 | 11.0 | 16.0 | 13.0 | 16.4 | 10.9 | 8.6 | 10.0 | 9.8 | 87 | 74 | 89 | NE 1 | SW 1 | C 0 | 8¹ | 5¹ | 10² | — | ◺¹ ∞¹ I |
| 14 | 61.1 | 60.1 | 61.7 | 12.0 | 17.0 | 13.0 | 17.0 | 11.1 | 9.7 | 10.6 | 10.0 | 94 | 74 | 90 | E 1 | C 0 | SW 1 | 9² | 10¹ | 0 | — | ◺¹; ∞¹ am-2p |
| 15 | 62.9 | 62.5 | 63.7 | 11.2 | 15.7 | 12.5 | 15.8 | 10.8 | 8.9 | 9.9 | 9.6 | 90 | 75 | 90 | S 1 | C 0 | SW 1 | 5¹ | 0 | 0 | — | ◺¹; ∞¹ am-MD |
| 16 | 61.0 | 58.7 | 58.6 | 10.4 | 14.9 | 12.7 | 16.2 | 10.0 | 8.9 | 10.0 | 9.5 | 95 | 80 | 88 | S 1 | C 0 | C 0 | 0 | 0 | 0 | — | ◺² |
| 17 | 59.1 | 60.0 | 60.7 | 11.0 | 14.6 | 11.9 | 16.0 | 10.0 | 8.6 | 9.9 | 9.2 | 87 | 81 | 90 | C 0 | N 2 | SW 1 | 6¹ | 0 | 0 | — | ◺¹ |
| 18 | 60.0 | 59.2 | 60.2 | 11.6 | 12.4 | 11.6 | 12.9 | 10.3 | 8.9 | 8.9 | 8.8 | 88 | 85 | 87 | E 1 | NW 1 | C 0 | 10² | 10² | 10² | — | |
| 19 | 60.9 | 60.4 | 59.8 | 11.0 | 13.0 | 12.0 | 16.0 | 11.0 | 8.3 | 8.1 | 8.0 | 85 | 73 | 76 | E 1 | C 0 | C 0 | 10² | 10² | 10² | — | |
| 20 | 62.8 | 62.6 | 64.7 | 12.1 | 13.6 | 13.5 | 14.5 | 11.0 | 8.3 | 9.2 | 8.5 | 79 | 80 | 74 | N 1 | SW 1 | W 1 | 10² | 8¹ | 10² | — | |
| 21 | 63.5 | 61.8 | 61.6 | 10.0 | 15.4 | 12.9 | 15.6 | 10.0 | 8.0 | 9.7 | 9.9 | 87 | 75 | 90 | E 1 | SW 2 | SW 1 | 0 | 0 | 0 | — | ◺¹ |
| 22 | 59.2 | 60.6 | 59.4 | 9.5 | 13.9 | 12.0 | 14.0 | 9.0 | 8.3 | 9.3 | 9.2 | 94 | 79 | 89 | E 1 | NW 1 | SW 2 | 10² | 8² | 10² | — | ◺¹; ∞² am |
| 23 | 61.2 | 61.4 | 62.9 | 10.8 | 15.0 | 13.6 | 15.0 | 10.0 | 8.4 | 9.3 | 8.7 | 89 | 73 | 75 | E 1 | NW 2 | NE 1 | 10² | 5¹ | 8¹ | — | ◺¹ |
| 24 | 62.1 | 63.9 | 59.9 | 11.0 | 15.8 | 12.0 | 15.8 | 10.1 | 8.4 | 10.3 | 9.6 | 87 | 77 | 93 | E 1 | SW 1 | E 1 | 5¹ | 0 | 4¹ | — | ◺¹ |
| 25 | 62.9 | 61.6 | 61.9 | 11.8 | 15.0 | 13.0 | 15.2 | 11.0 | 8.6 | 9.7 | 8.6 | 84 | 76 | 77 | NE 1 | SW 1 | SW 1 | 8¹ | 5¹ | 0 | — | ◺¹ |
| 26 | 62.5 | 60.4 | 60.8 | 10.9 | 15.6 | 12.1 | 15.8 | 9.3 | 8.6 | 10.2 | 9.3 | 89 | 77 | 89 | C 0 | C 0 | SW 2 | 5¹ | 3¹ | 10⁰ | — | ◺¹ |
| 27 | 60.9 | 60.2 | 61.7 | 10.0 | 15.6 | 12.6 | 15.8 | 9.9 | 8.4 | 9.1 | 10.1 | 92 | 68 | 93 | E 1 | C 0 | SW 1 | 10¹ | 0 | 0 | — | ∞¹ 7a-MD |
| 28 | 62.4 | 61.9 | 63.6 | 10.5 | 14.0 | 10.1 | 14.2 | 10.0 | 8.3 | 7.0 | 5.8 | 88 | **59** | 63 | S 1 | SW 2 | SW 2 | 3¹ | 0 | 7⁰ | — | |
| 29 | 64.2 | 63.1 | 64.5 | 7.6 | 13.6 | 7.4 | 13.9 | 7.0 | 6.0 | 6.9 | 7.7 | 77 | **59** | **00** | E 1 | SW 2 | SW 2 | 4¹ | 0 | 0 | — | ◺¹; ∞ am |
| 30 | **65.8** | 64.6 | 64.7 | 6.7 | 12.6 | 9.8 | 13.4 | **6.3** | **5.0** | 6.4 | 6.8 | 69 | **59** | 75 | E 1 | SW 2 | SW 2 | 4¹ | 4¹ | 3⁰ | — | |
| Pro. Mit. | 61.5 | 61.0 | 61.6 | 11.2 | 14.8 | 12.4 | 15.2 | 10.5 | 8.6 | 9.5 | 9.3 | 87 | 76 | 87 | 0.7 | 0.9 | 0.9 | 6.9 | 5.0 | 5.0 | 0.0 | |

**OVALLE** (H = 217 m) **JUNIO 1912** φ = 30° 36′ S λ = 71° 12′ W $C_g$

| | | | | | | | | | | | | | | | | | | | | | | |
|---|---|---|---|---|---|---|---|---|---|---|---|---|---|---|---|---|---|---|---|---|---|---|
| 1 | 45.0 | **40.9** | 41.0 | 9.8 | 22.3 | 14.3 | **24.2** | 7.6 | 6.7 | 15.6 | 9.8 | 74 | 78 | 81 | S 4 | E 5 | C 0 | 0 | 0 | 0 | — | |
| 2 | 41.2 | 42.7 | 43.2 | 10.2 | 18.6 | 11.2 | 21.5 | 5.9 | 7.6 | 14.2 | 8.1 | 81 | 89 | 82 | C 0 | NW 5 | C 0 | 0 | 10 | 0 | — | |
| 3 | 43.8 | 43.9 | 44.0 | 11.3 | 13.8 | 12.4 | 14.5 | 8.2 | 7.9 | 9.1 | 8.3 | 79 | 77 | 77 | C 0 | NW 3 | C 0 | 10 | 10 | 0 | — | |
| 4 | 43.4 | 43.8 | 44.1 | 10.6 | 13.4 | 12.1 | 13.6 | 12.1 | 6.9 | 9.0 | 8.5 | 73 | 78 | 80 | C 0 | NW 3 | C 0 | 10 | 10 | 10 | — | |
| 5 | 45.4 | 44.9 | 44.4 | 11.2 | 18.3 | 11.4 | 19.2 | 7.5 | 8.1 | 13.5 | 8.0 | 82 | 86 | 80 | S 4 | E 5 | C 0 | 0 | 0 | 0 | — | ◺¹ an |
| 6 | 44.2 | 40.9 | 41.3 | 12.2 | 20.0 | 13.2 | 20.9 | 8.2 | 8.5 | 15.3 | 9.2 | 80 | 88 | 81 | C 0 | NW 4 | C 0 | 0 | 10 | 0 | — | ◺¹ an |
| 7 | 45.0 | 43.7 | 43.1 | 11.4 | 15.6 | 11.3 | 16.5 | 11.3 | 6.6 | 10.3 | 7.7 | 66 | 78 | 76 | NW 3 | NW 5 | C 0 | 10 | 10 | 10 | — | |
| 8 | 42.7 | 43.7 | 43.7 | 11.4 | 14.4 | 12.2 | 14.6 | 7.2 | 7.7 | 10.7 | 8.8 | 77 | 88 | 82 | C 0 | W 3 | C 0 | 10 | 10 | 10 | — | |
| 9 | 43.8 | 44.8 | 45.0 | 12.2 | 16.3 | 12.4 | 18.5 | 9.6 | 8.8 | 11.0 | 8.3 | 82 | 80 | 77 | C 0 | E 4 | C 0 | 10 | 10 | 10 | — | |
| 10 | 45.9 | 44.2 | 43.7 | 12.6 | 20.9 | 10.2 | 21.2 | 6.4 | 8.1 | 14.4 | 7.6 | 74 | 78 | 81 | C 0 | NW 5 | C 0 | 0 | 0 | 0 | — | |
| 11 | 44.9 | 41.6 | 44.0 | 11.4 | 19.6 | 10.6 | 21.2 | 5.5 | 7.7 | 12.2 | 7.0 | 77 | 72 | 74 | S 5 | NW 4 | C 0 | 0 | 0 | 0 | — | ◺¹ an |
| 12 | 44.8 | 42.2 | 41.8 | 10.9 | 21.2 | 11.2 | 22.4 | 7.6 | 6.9 | **15.9** | 8.8 | 71 | 85 | **89** | E 3 | NW 4 | S 3 | 0 | 0 | 0 | — | ◺¹ an |
| 13 | 45.6 | 43.2 | 43.9 | 9.8 | 20.1 | 12.6 | 20.4 | 8.7 | 6.3 | 15.2 | 8.1 | 70 | 87 | 74 | C 0 | E 4 | C 0 | 10 | 0 | 0 | — | |
| 14 | 44.3 | 43.3 | 43.8 | 11.6 | 17.4 | 9.3 | 18.5 | 5.3 | 7.7 | 11.9 | 7.0 | 76 | 80 | 79 | C 0 | N 3 | N 2 | 10 | 10 | 0 | — | |
| 15 | 44.6 | 44.7 | 44.4 | 8.3 | 15.2 | 10.3 | 17.2 | 5.6 | 6.0 | 10.8 | 6.7 | 74 | 84 | 81 | S 4 | E 5 | C 0 | 0 | 0 | 0 | — | |
| 16 | 44.6 | 43.7 | 44.8 | 10.1 | 19.3 | 10.4 | 21.0 | 9.6 | 7.6 | 14.2 | 7.1 | 82 | 85 | 76 | S 4 | S 3 | C 0 | 0 | 0 | 0 | — | |
| 17 | 42.5 | 42.3 | 42.5 | 12.8 | 17.8 | 10.1 | 18.3 | 9.2 | 7.3 | 12.1 | 7.6 | 66 | 80 | 82 | S 4 | NW 4 | C 0 | 0 | 0 | 0 | — | |
| 18 | 43.0 | 42.7 | 42.9 | 13.2 | 10.8 | 11.2 | 13.3 | 6.4 | 9.4 | 7.0 | 8.1 | 83 | 63 | 82 | C 0 | NW 5 | C 0 | 0 | 10 | 10 | — | |
| 19 | 43.9 | 42.1 | 43.9 | 9.2 | 13.6 | 12.6 | 14.3 | 7.5 | 7.7 | 10.2 | 9.2 | 89 | 87 | 85 | C 0 | E 3 | C 0 | 10 | 10 | 10 | — | ◺¹ an |
| 20 | 45.5 | 44.9 | 44.9 | 10.3 | 13.6 | 12.3 | 14.8 | 5.5 | 7.5 | 7.6 | 9.3 | 80 | 65 | 87 | C 0 | S 4 | C 0 | 10 | 10 | 10 | — | |
| 21 | 45.6 | 44.4 | 45.0 | 7.9 | 15.6 | 11.3 | 18.3 | 5.3 | 6.2 | 10.1 | 7.7 | 78 | 77 | 76 | S 2 | S 3 | C 0 | 0 | 0 | 0 | — | ◺¹ an |
| 22 | 41.9 | 42.1 | 42.2 | 9.2 | 14.6 | 11.2 | 15.4 | 6.3 | 7.0 | 10.6 | 7.9 | 81 | 86 | 80 | C 0 | W 4 | C 0 | 0 | 0 | 0 | — | ◺¹ an |
| 23 | 42.6 | 42.3 | 43.6 | 9.6 | 15.4 | 10.6 | 16.3 | 7.2 | 7.4 | 10.2 | 7.0 | 83 | 78 | 74 | C 0 | S 3 | C 0 | 0 | 0 | 0 | — | |
| 24 | 45.4 | 41.2 | 45.4 | 8.7 | 19.6 | 10.3 | 20.2 | 5.7 | 6.0 | 14.9 | 7.5 | 72 | 88 | 80 | C 0 | W 4 | C 0 | 10 | 0 | 0 | — | ◺¹ an |
| 25 | 45.6 | 43.9 | 45.0 | 6.3 | 17.2 | 10.4 | 18.4 | 6.0 | 6.1 | 12.7 | 7.5 | 85 | 87 | 79 | C 0 | SW 3 | C 0 | 0 | 0 | 0 | — | ◺ an |
| 26 | 44.6 | 42.6 | 43.1 | 9.8 | 17.4 | 11.2 | 18.2 | 4.5 | 5.4 | 12.3 | 8.1 | **59** | 83 | 82 | S 3 | SW 5 | C 0 | 0 | 0 | 0 | — | |
| 27 | 44.2 | 42.3 | 43.9 | 5.8 | 16.2 | 11.4 | 16.4 | 2.8 | 5.4 | 10.1 | 8.0 | 78 | 73 | 80 | C 0 | N 3 | C 0 | 0 | 0 | 0 | — | ◺¹ an |
| 28 | 45.3 | 44.1 | 45.0 | 4.2 | 16.4 | 9.4 | 16.8 | 3.6 | 5.6 | 8.5 | 6.6 | 91 | 61 | 75 | C 0 | S 4 | C 0 | 0 | 0 | 0 | — | ◺¹ an |
| 29 | 45.5 | 45.8 | 45.2 | 5.3 | 12.6 | 7.2 | 13.8 | **0.0** | **5.3** | 7.7 | 6.0 | 79 | 70 | 79 | C 0 | E 4 | C 0 | 0 | 0 | 0 | — | ◺¹ an |
| 30 | **47.5** | 46.2 | 47.3 | 2.4 | 12.6 | 7.2 | 13.1 | 1.6 | 5.4 | 6.9 | 6.3 | 81 | 63 | 83 | C 0 | S 4 | C 0 | 0 | 0 | 0 | — | ◺¹ an |
| Pro. Mit. | 44.4 | 43.3 | 43.9 | 9.7 | 16.7 | 11.0 | 17.8 | 6.6 | 7.0 | 11.5 | 7.9 | 77 | 79 | 80 | 1.2 | 3.9 | 0.2 | 3.3 | 3.7 | 2.3 | — | |

Barómetro reducido a 0°C y a gravedad normal.

Barometer reduciert auf 0°C und N

**IMBO** (H = 25 m) **JUNIO 1912** φ = 29° 56′ S λ = 71° 21′ W $h_a$ = 2 m

| p. a la mp. mp. reien. C° Min. | Velocidad del viento Windgeschwindigkeit m/minuto 7a | 2p | 9p | km 9p-7a | 7a-2p | 2p-9p | 7a-7a | k/ih | Nubes (clase y dirección) Wolken (Art und Richtung) 7a | 2p | 9p | Agua caída Niederschlag mm 7a | 2p | 9p | Evaporación Verdunstung mm 7a | 2p | 9p | 7a-7a |
|---|---|---|---|---|---|---|---|---|---|---|---|---|---|---|---|---|---|---|
| | 0 | 95 | 117 | 0.0 | 40.0 | 42.0 | 82.0 | 5.4 | ci NE | ci E | | — | — | — | | | | |
| | 144 | 167 | 0 | 62.0 | 70.0 | 0.0 | 144.0 | 6.0 | ni N | ni N | ni | — | — | — | | | | |
| | 50 | | 100 | 30.0 | | 42.0 | 100.0 | 4.2 | ni | | cu-ni E | — | — | — | | | | |
| | 0 | 83 | 0 | 0.0 | 35.0 | 0.0 | | | cu-ni E | str-cu S | ni | — | — | — | | | | |
| | 0 | 124 | 83 | 0.0 | 52.0 | 35.0 | 35.0 | 1.5 | fr-cu S | cu NE | | — | — | — | | | | |
| | 30 | 0 | 43 | 18.0 | 0.0 | 18.0 | 105.0 | 4.4 | cu-ni NE | a-cu SW | ni | — | — | — | | | | |
| | 0 | 45 | 50 | 0.0 | 19.0 | 21.0 | 18.0 | 0.7 | ni | ni | fr-ni N | — | — | — | | | | |
| | 50 | 0 | 45 | 30.0 | 0.0 | 19.0 | 70.0 | 2.9 | fr-cu NE | fr-cu N | ni | — | — | 0.0 | | | | |
| | 67 | 88 | 0 | 40.0 | 67.0 | 0.0 | 59.0 | 2.5 | ci E | ni | ni | — | — | — | | | | |
| | 0 | 150 | 112 | 0.0 | 63.0 | 47.0 | 67.0 | 2.8 | ci-str | | | — | — | — | | | | |
| | 0 | 45 | 83 | 0.0 | 19.0 | 35.0 | 110.0 | 4.6 | fr-cu NE | | | — | — | — | | | | |
| | 32 | 0 | 107 | 19.0 | 0.0 | 45.0 | 73.0 | 3.0 | ni | ci | | — | — | — | | | | |
| | 72 | 52 | 0 | 43.0 | 22.0 | 0.0 | 88.0 | 3.7 | cu-ni E | fr-cu | ni | — | — | — | | | | |
| | 32 | 0 | 74 | 19.0 | 0.0 | 31.0 | 41.0 | 1.7 | cu-ni N | fr-cu NE | | — | — | — | | | | |
| | 33 | 0 | 133 | 20.0 | 0.0 | 56.0 | 51.0 | 2.1 | fr-cu SW | | | — | — | — | | | | |
| | 40 | 0 | 0 | 17.0 | 0.0 | 0.0 | 73.0 | 3.0 | | | | — | — | — | | | | |
| | 0 | **290** | 48 | 0.0 | 122.0 | 20.0 | **0.0** | **0.0** | ni E | | | — | — | — | | | | |
| | 38 | 83 | 0 | 23.0 | 35.0 | 0.0 | 165.0 | 6.9 | ni | ni | ni | — | — | — | | | | |
| | 62 | 0 | 0 | 37.0 | 0.0 | 0.0 | 72.0 | 3.0 | ni | ni | ni | — | — | — | | | | |
| | 105 | 67 | 100 | 63.0 | 28.0 | 42.0 | 63.0 | 2.6 | ni | cu-ni E | ni | — | — | — | | | | |
| | 52 | 157 | 133 | 31.0 | 66.0 | 56.0 | 101.0 | 4.2 | | | | — | — | — | | | | |
| | 75 | 67 | 181 | 45.0 | 28.0 | 76.0 | 167.0 | 7.0 | ni | fr-cu W | ni | — | — | — | | | | |
| | 67 | 159 | 50 | 40.0 | 69.0 | 21.0 | 144.0 | 6.0 | ni | str | fr-cu W | — | — | — | | | | |
| | 75 | 117 | 81 | 45.0 | 49.0 | 34.0 | 135.0 | 5.6 | str NE | | str E | — | — | — | | | | |
| | 135 | 100 | 133 | 81.0 | 42.0 | 56.0 | 164.0 | 6.8 | cu W | str NE | | — | — | — | | | | |
| | 0 | 0 | 176 | 0.0 | 0.0 | 74.0 | 98 0 | 4.1 | ci NE | ci | ci NE | — | — | — | | | | |
| | 93 | 0 | 133 | 56.0 | 0.0 | 56.0 | 130.0 | 5.4 | ni | | | — | — | — | | | | |
| | 80 | 233 | 236 | 48.0 | 98.0 | 98.0 | 104.0 | 4.3 | fr-str W | | a-str E | — | — | — | | | | |
| | 42 | 152 | 216 | 25.0 | 64.0 | 91.0 | **221.0** | **9.2** | ci E | | | — | — | — | | | | |
| | 38 | 166 | 248 | 23.0 | 70.0 | 104.0 | 178.0 | 7.4 | str E | ci S | str E | — | — | — | | | | |
| | | | | | | | | | | | | — | — | — | | | | |
| | 47 | 84 | 89 | 27.2 | 36.5 | 37.3 | 98.6 | 4.1 | | | | — | — | 0.0 | | | | |

**LLE** (H = 217 m) **JUNIO 1912** φ = 30° 36′ S λ = 71° 12′ W $h_a$ = ?

| | | | | | | | | | | | | | | | | | | |
|---|---|---|---|---|---|---|---|---|---|---|---|---|---|---|---|---|---|---|
| 123 | 170 | 0 | 9.0 | 10.0 | 11.0 | 42.0 | 1.8 | | | | — | — | — | | | | |
| 0 | 175 | 0 | 5.0 | 3.0 | 18.0 | 26.0 | 1.1 | | | | — | — | — | | | | |
| 0 | 94 | 0 | 7.0 | 1.0 | 7.0 | 28.0 | 1.2 | str | str | | — | — | — | | | | |
| 0 | 104 | 0 | 7.0 | 10.0 | 3.0 | 75.0 | 0.6 | | | | — | — | — | | | | |
| 125 | 184 | 0 | 9.0 | 10.0 | 9.0 | 22.0 | 0.9 | | | | — | — | — | | | | |
| 0 | 130 | 0 | 16.0 | 5.0 | 5.0 | 35.0 | 1.5 | | ci | | — | — | — | | | | |
| 92 | 162 | 0 | 4.0 | 0.0 | 16.0 | 14.0 | 0.6 | ci-cu | ci-cu | ci-cu | — | — | — | | | | |
| 0 | 94 | 0 | 18.0 | 6.0 | 2.0 | 34.0 | 1.4 | cu | cu | cu | — | — | — | | | | |
| 0 | 126 | 0 | 4.0 | 19.0 | 7.0 | 12.0 | 0.5 | str | str | str | — | — | — | | | | |
| 0 | 162 | 0 | 6.0 | 11.0 | 4.0 | 32.0 | 1.3 | | | | — | — | — | | | | |
| **190** | 125 | 0 | 20.0 | 20.0 | 15.0 | 35.0 | 1.5 | | | | — | — | — | | | | |
| 94 | 140 | 85 | 5.0 | 5.0 | 13.0 | 40.0 | 1.7 | | | | — | — | — | | | | |
| 0 | 125 | 0 | 9.0 | 5.0 | 2.0 | 27.0 | 1.1 | str | | | — | — | — | | | | |
| 0 | 92 | 65 | 6.0 | 12.0 | 8.0 | 13.0 | **0.5** | ci | ci | | — | — | — | | | | |
| 132 | 162 | 0 | 9.0 | 25.0 | 13.0 | 29.0 | 1.2 | | | | — | — | — | | | | |
| 135 | 136 | 0 | 8.0 | 14.0 | 16.0 | 46.0 | 1.9 | | | | — | — | — | | | | |
| 125 | 126 | 0 | 18.0 | 30.0 | 33.0 | 48.0 | 2.0 | | | | — | — | — | | | | |
| 0 | 172 | 0 | 2.0 | 17.0 | 13.0 | **65.0** | **2.7** | | str | str | — | — | — | | | | |
| 0 | 95 | 0 | 12.0 | 26.0 | 30.0 | 42.0 | 1.8 | str | str | str | — | — | — | | | | |
| 0 | 128 | 0 | 2.0 | 6.0 | 13.0 | 58.0 | 2.4 | str | str | str | — | — | — | | | | |
| 63 | 98 | 0 | 4.0 | 10.0 | 11.0 | 23.0 | 1.0 | | | | — | — | — | | | | |
| 0 | 123 | 0 | 10.0 | 28.0 | 11.0 | 31.0 | 1.3 | | | | — | — | — | | | | |
| 0 | 92 | 0 | 3.0 | 17.0 | 5.0 | 42.0 | 1.8 | | | | — | — | — | | | | |
| 0 | 135 | 0 | 7.0 | 9.0 | 8.0 | 29.0 | 1.2 | str | | | — | — | — | | | | |
| 0 | 98 | 0 | 7.0 | 19.0 | 4.0 | 24.0 | 1.0 | | | | — | — | — | | | | |
| 91 | 168 | 0 | 11.0 | 29.0 | 3.0 | 34.0 | 1.4 | | | | — | — | — | | | | |
| 0 | 84 | 0 | 8.0 | 14.0 | 6.0 | 40.0 | 1.7 | | | | — | — | — | | | | |
| 0 | 132 | 0 | 9.0 | 4.0 | 4.0 | 29.0 | 1.2 | | | | — | — | — | | | | |
| 0 | 120 | 0 | 4.0 | 9.0 | 9.0 | **12.0** | **0.5** | | | | — | — | — | | | | |
| 0 | 130 | 0 | 20.0 | 5.0 | 20.0 | 38.0 | 1.6 | | | | — | — | — | | | | |
| 39 | 130 | 5 | 8.6 | 12.6 | 10.3 | 32.2 | 1.3 | | | | — | — | — | | | | |

Observaciones se efectuaron según hora oficial de Chile (75° de long.)

Alle Beobachtungen nach chilenischer Einheitszeit (75° Länge).

**LOS ANDES** (H = 820 m) **JUNIO 1912** φ = 32° 50′ S λ = 70° 36′ W $C_g$ =

| Dia Tag | Barómetro Barometer 600/700 mm + | | | Temperatura del aire Lufttemperatur C° | | | | | Humedad absoluta Absolute Feuchtigkeit mm | | | Humedad relativa Relative Feuchtigkeit % | | | Dirección y fuerza del viento Richtung und Stärke des Windes 0—12 B | | | | | | Nebulosidad Bewölkung 0—10 | | | Agua caída Niederschlag mm | Notas Bemerkungen |
|---|---|---|---|---|---|---|---|---|---|---|---|---|---|---|---|---|---|---|---|---|---|---|---|---|
| | 7a | 2p | 9p | 7a | 2p | 9p | Max. | Min. | 7a | 2p | 9p | 7a | 2p | 9p | 7a | | 2p | | 9p | | 7a | 2p | 9p | 7a-7a | |
| 1 | 94.2 | 92.1 | 90.1 | 5.0 | 19.2 | 9.0 | 20.0 | 3.5 | 5.6 | 4.4 | 5.0 | 85 | 27 | 59 | C | 0 | C | 0 | C | 0 | 0 | 5 | 0 | — | |
| 2 | 89.7 | **88.9** | 89.9 | 6.2 | 23.4 | 9.0 | 25.0 | 6.0 | **3.5** | 9.3 | 6.6 | 49 | 44 | 78 | C | 0 | C | 0 | C | 0 | 8 | 1 | 0 | — | |
| 3 | 91.2 | 91.2 | 92.0 | 5.8 | 9.2 | 7.0 | 9.5 | 4.0 | 6.3 | 6.7 | 6.8 | 91 | 78 | 91 | C | 0 | C | 0 | C | 0 | 10 | 10 | 10 | — | |
| 4 | 90.4 | 92.1 | 92.4 | 7.0 | 9.6 | 7.0 | 10.0 | 5.0 | 7.0 | 7.8 | 6.7 | 94 | 88 | 89 | N | 4 | C | 0 | C | 0 | 10 | 10 | 9 | 0.0 | ● gt 7a-2p, 2p-7p30 |
| 5 | 93.3 | 93.2 | 94.2 | 6.0 | 16.0 | 7.0 | 17.0 | 3.4 | 6.2 | 7.4 | 6.3 | 89 | 48 | 83 | C | 0 | C | 0 | C | 0 | 5 | 1 | 0 | 4.8 | |
| 6 | 92.3 | 90.2 | 90.6 | 4.6 | 13.6 | 11.0 | 17.0 | 2.5 | 5.7 | 6.7 | 6.2 | 90 | 60 | 63 | C | 0 | C | 0 | S | 4 | 10 | 10 | 10 | — | ≡ |
| 7 | 92.1 | 92.1 | 91.9 | 14.0 | *11.2* | 9.8 | 15.5 | 5.5 | 6.2 | *7.9* | 8.8 | 52 | *80* | 98 | SE | 9 | SSE | 8 | C | 0 | 10 | 10 | 10 | — | ● gt 7a-7a45, ● 10a |
| 8 | 91.1 | 90.1 | 89.4 | 10.0 | 11.6 | 11.6 | 12.5 | 8.4 | 8.9 | **10.2** | 9.9 | 98 | **00** | 98 | C | 0 | E | 2 | C | 0 | 10 | 10 | 10 | 49.0 | ● 7a-8a30, ≡ 9a, ● 1 |
| 9 | 90.6 | 91.1 | 93.7 | 10.4 | 10.6 | 8.2 | 10.8 | 8.0 | 9.2 | 8.9 | 7.4 | 98 | 94 | 92 | C | 0 | S | 3 | SW | 2 | 10 | 10 | 10 | **82.5** | ● an, ● 7a-10p |
| 10 | 95.2 | 94.1 | 94.4 | 4.8 | 15.0 | 7.8 | 15.5 | 2.8 | 6.2 | 4.5 | 6.8 | 97 | 35 | 67 | C | 0 | C | 0 | C | 0 | 0 | 0 | 0 | 25.0 | |
| 11 | 94.3 | 93.2 | 93.2 | 3.2 | 20.2 | 7.0 | 20.5 | 1.5 | 4.0 | 3.0 | 5.6 | 70 | 17 | 76 | C | 0 | SW | 2 | C | 0 | 0 | 0 | 0 | — | |
| 12 | 93.5 | 92.2 | 93.2 | 4.6 | 17.0 | 9.0 | 20.0 | 2.5 | 4.2 | 5.2 | 6.4 | 67 | 35 | 75 | C | 0 | C | 0 | C | 0 | 10 | 10 | 10 | — | |
| 13 | 93.7 | 93.2 | 90.2 | 6.8 | 10.8 | 7.4 | 11.0 | 5.4 | 6.0 | 6.5 | 6.3 | 81 | 67 | 81 | C | 0 | C | 0 | C | 0 | 10 | 10 | 10 | — | |
| 14 | 93.2 | 93.0 | 92.8 | 8.0 | 14.6 | 6.6 | 15.2 | 6.0 | 5.5 | 5.8 | 6.5 | 69 | 47 | 89 | SE | 4 | N | 3 | C | 0 | 10 | 10 | 10 | — | ≡ 7a30-9a |
| 15 | 92.8 | 93.2 | 94.2 | 5.6 | 13.0 | 6.0 | 14.0 | 3.0 | 6.1 | 6.9 | 5.8 | 89 | 62 | 83 | C | 0 | C | 0 | C | 0 | 10 | 9 | 0 | 0.0 | ● gt 9a-10a30; ⌓ |
| 16 | 94.1 | 93.2 | 93.2 | 5.4 | 17.0 | 8.0 | 17.0 | 3.0 | 5.8 | 5.9 | 5.5 | **86** | 41 | 69 | C | 0 | C | 0 | C | 0 | 10 | 1 | 0 | 0.0 | |
| 17 | 93.3 | 92.2 | 92.2 | 5.2 | 22.4 | 11.4 | 13.6 | 3.5 | 5.1 | 5.6 | 6.0 | 76 | 29 | 60 | C | 0 | C | 0 | C | 0 | 0 | 0 | 0 | — | |
| 18 | 91.2 | 89.6 | 90.2 | 7.2 | 25.0 | 11.6 | **25.6** | 5.3 | 4.8 | 4.8 | 6.1 | 64 | 20 | 60 | C | 0 | C | 0 | C | 0 | 0 | 0 | 0 | — | |
| 19 | 91.4 | 90.3 | 90.4 | 7.6 | 19.4 | 11.0 | 21.4 | 4.3 | 5.0 | 6.3 | 6.6 | 64 | 37 | 67 | C | 0 | C | 0 | C | 0 | 10 | 10 | 10 | — | |
| 20 | 91.2 | 92.1 | 93.9 | 7.6 | 17.4 | 7.4 | 19.2 | 5.8 | 5.5 | 7.1 | 7.5 | 71 | 48 | 98 | C | 0 | C | 0 | C | 0 | 5 | 10 | 0 | — | ≡ 9a-10p |
| 21 | 94.1 | 93.1 | 92.1 | 3.2 | 17.2 | 9.0 | 20.5 | 1.5 | 5.6 | 5.4 | 5.9 | 97 | 35 | 70 | ESE | 2 | NE | 4 | C | 0 | 10 | 0 | 0 | — | ≡ 7a50 |
| 22 | 90.2 | 89.2 | 91.4 | 5.2 | 19.6 | 7.8 | 20.0 | 3.0 | 4.5 | 6.2 | 6.5 | 68 | 36 | 82 | E | 2 | NW | 3 | NE | 3 | 1 | 8 | 10 | — | |
| 23 | 89.8 | 90.0 | 91.8 | 3.4 | 14.2 | 9.4 | 15.0 | 1.5 | 5.2 | 4.5 | 7.4 | 88 | 37 | 85 | C | 0 | C | 0 | C | 0 | 0 | 9 | 10 | — | ● gt 6p40, ● 7p; ⌐ |
| 24 | 94.3 | 90.4 | 91.2 | 4.8 | 12.2 | 8.6 | 14.5 | 2.6 | 5.8 | 6.5 | 6.8 | 90 | 62 | 82 | C | 0 | C | 0 | C | 0 | 9 | 10 | 10 | 38.0 | ● 4a; ⌐ |
| 25 | 91.5 | 92.8 | 93.2 | 6.8 | 10.8 | 7.4 | 11.0 | 6.0 | 6.4 | 6.7 | 5.8 | 86 | 70 | 76 | C | 0 | C | 0 | C | 0 | 10 | 10 | 4 | — | |
| 26 | 92.4 | 91.3 | 91.8 | 3.0 | 14.2 | 7.8 | 15.5 | 1.5 | 4.6 | 5.4 | 5.8 | 80 | 45 | 76 | E | 1 | C | 0 | C | 0 | 10 | 10 | 10 | — | |
| 27 | 92.3 | 92.3 | 92.3 | 6.8 | 8.6 | 7.0 | 8.6 | 4.8 | 6.7 | 6.4 | 5.6 | 91 | 78 | 76 | C | 0 | N | 2 | C | 0 | 10 | 10 | 10 | — | |
| 28 | 92.9 | 92.4 | 93.8 | 1.4 | 10.8 | 4.2 | 11.6 | 0.0 | 4.7 | 4.9 | 5.1 | 93 | 50 | 81 | C | 0 | SW | 2 | C | 0 | 0 | 0 | 10 | — | |
| 29 | 94.5 | 93.4 | 94.5 | 1.0 | 10.8 | 4.0 | 10.8 | -1.0 | 4.4 | 4.5 | 4.4 | 89 | 47 | 72 | C | 0 | NE | 1 | C | 0 | 3 | 0 | 0 | — | |
| 30 | 94.8 | 95.5 | **96.6** | 0.8 | 7.8 | 0.2 | 8.5 | **-2.0** | 4.1 | 4.1 | 3.6 | 85 | 53 | 75 | C | 0 | NE | 4 | C | 0 | 10 | 10 | 10 | — | |
| Pro. Mit. | 92.5 | 91.9 | 92.4 | 5.7 | 14.7 | 7.9 | 15.5 | 3.6 | 5.6 | 6.2 | 6.3 | 82 | 52 | 78 | | 0.7 | | 1.1 | | 0.3 | 6.7 | 6.5 | 5.8 | 199.3 | |

**VALPARAISO** (H = 40 m) **JUNIO 1912** φ = 33° 01′ S λ = 71° 38′ W $C_g$ =

| | | | | | | | | | | | | | | | | | | | | | | | | | |
|---|---|---|---|---|---|---|---|---|---|---|---|---|---|---|---|---|---|---|---|---|---|---|---|---|---|
| 1 | 62.1 | 57.8 | **56.0** | 9.5 | 19.8 | 12.4 | **21.7** | 8.7 | 8.6 | 10.3 | 8.1 | 98 | 60 | 76 | SE | 1 | C | 0 | E | 1 | 0 | $1^0$ | 0 | 1.1 | ≡¹ 4a20-6a45; ∞⁰ hor 1, 2, |
| 2 | 56.4 | 57.8 | 58.9 | 10.4 | 13.2 | 12.9 | 13.7 | 8.3 | 8.8 | 10.0 | 9.8 | 94 | 89 | 89 | SE | 2 | NE | 2 | NE | 1 | $10^1$ | $10^1$ | 10 | — | ∞¹ hor 1, ∞¹ E y N 2 |
| 3 | 58.9 | 59.5 | 60.1 | 12.8 | 14.0 | 12.6 | 14.7 | 12.3 | 8.7 | 9.0 | 8.1 | 80 | 76 | 75 | NE | 2 | NNE | 2 | E | 1 | $10^1$ | $10^1$ | 10 | — | ∞⁰ NE 1, 2 |
| 4 | 58.3 | 58.2 | 60.7 | 12.8 | 13.2 | 12.5 | 14.0 | 11.6 | 8.0 | 8.7 | 8.6 | 73 | 77 | 81 | NE | 2 | E | 3 | C | 0 | $10^1$ | $10^1$ | 6 | 0.1 | ●⁰ gt 5a40-6a, ●⁰ a interv 6 |
| 5 | 62.6 | 61.9 | 62.5 | 11.0 | 17.0 | 12.2 | 17.7 | 10.5 | 8.8 | 9.4 | 8.7 | 90 | 65 | 83 | S | 1 | SW | 1 | NE | 1 | $5^0$ | $1^0$ | 0 | 7.0 | ●⁰ 5a40-6a10; ∞⁰ 1, 2, ∞⁰ |
| 6 | 60.0 | 57.2 | 58.7 | 9.8 | 15.8 | 13.0 | 16.8 | 9.4 | 8.3 | 8.4 | 8.8 | 92 | 63 | 80 | C | 0 | W | 1 | E | 1 | $9^0$ | $9^0$ | 10 | — | ∞¹ 1, 2, ∞⁰ SW y N 2 |
| 7 | 59.8 | 59.5 | 59.3 | 12.4 | 13.8 | 12.0 | 16.1 | 10.9 | 10.0 | 10.0 | 9.7 | 94 | 86 | 94 | NE | 1 | W | 2 | SE | 2 | $10^1$ | $10^1$ | 10 | 0.0 | ●⁰ gt 7a45-9a46, MD-1p40, |
| 8 | 58.2 | 58.0 | 57.9 | 11.4 | 11.6 | 12.8 | 13.3 | 11.3 | 8.8 | 9.9 | 10.0 | 88 | 98 | 91 | E | 2 | ENE | 2 | NNE | 4 | $10^1$ | $10^1$ | 10 | 14.0 | ●¹ MN 4p15, ●⁰ 4p15-11p |
| 9 | 58.5 | 59.1 | 62.7 | 13.8 | 13.5 | 13.5 | 14.5 | 12.7 | **11.5** | 11.4 | 11.4 | 98 | **99** | **99** | N | 2 | NW | 4 | W | 1 | $10^1$ | $10^1$ | 2 | **64.9** | ●⁰ 11a50-1p15, ●¹ 1p15-2p |
| 10 | 64.3 | 62.1 | 63.0 | 10.3 | 18.2 | 11.7 | 19.2 | 9.8 | 8.3 | 9.6 | 8.5 | 89 | 62 | 84 | E | 1 | WSW | 1 | N | 1 | 0 | 0 | 0 | 10.7 | ∞⁰ SW 1, ∞⁰ NE 2 |
| 11 | 62.9 | 60.4 | 61.6 | 7.4 | 17.2 | 10.5 | 18.8 | 7.3 | 7.5 | 9.4 | 7.4 | 98 | 64 | 79 | SW | 1 | SW | 2 | W | 1 | $1^0$ | 0 | 0 | — | ∞¹ SE y NW 1, ∞⁰ S, ∞¹ N |
| 12 | 62.3 | 60.2 | 61.6 | 8.2 | 16.2 | 13.7 | 18.0 | 6.7 | 6.8 | 8 4 | 7.5 | 83 | 61 | 64 | NE | 1 | W | 1 | NE | 1 | $8^0$ | $8^0$ | 0 | — | ∞¹ NW 1, ∞⁰ NE 2 |
| 13 | 62.5 | 60.9 | 60.5 | 11.5 | 16.8 | 12.1 | 18.0 | 11.2 | 8.9 | 9.7 | 8.4 | 88 | 68 | 80 | W | 1 | WSW | 1 | SE | 1 | $9^0$ | $9^0$ | 0 | — | ∞¹ SE y N 1 y S 2, ∞¹ NE |
| 14 | 61.7 | 61.1 | 61.3 | 12.5 | 17.0 | 12.4 | 17.8 | 10.4 | 8.1 | 8.9 | 6.4 | 76 | 62 | 60 | E | 1 | SW | 2 | WSW | 2 | $9^0$ | $6^0$ | 0 | — | ∞ NE 1, ∞⁰ NE 2 |
| 15 | 61.6 | 62.9 | 64.0 | 8.9 | 14.0 | 9.3 | 15.7 | 8.5 | 7.6 | 6.7 | 7.0 | 89 | 57 | 80 | W | 1 | WSW | 2 | W | 1 | $9^0$ | 0 | 0 | — | ∞² SE y N 1, ∞¹ S y NE 2 |
| 16 | 62.8 | 60.3 | 59.8 | 8.1 | 18.4 | 15.4 | 19.3 | 6.8 | 7.6 | 6.3 | 5.8 | 94 | **40** | 45 | W | 1 | SW | 3 | SW | 1 | $5^0$ | $5^0$ | 0 | — | ⌓ am; ∞⁰ SE y N 1, ∞⁰ N |
| 17 | 59.7 | 57.8 | 58.0 | 11.5 | 19.6 | 13.2 | 21.6 | 11.4 | 6.5 | 8.5 | 9.0 | 64 | 50 | 80 | W | 1 | NW | 1 | N | 1 | $1^0$ | 0 | 0 | — | ∞⁰ hor 1, ∞⁰ SE y N 2 |
| 18 | 57.1 | 57.5 | 58.4 | 9.5 | 12.3 | 11.8 | 13.4 | 9.3 | 7.8 | 9.3 | 9.3 | 88 | 88 | 91 | E | 1 | NE | 1 | NE | 1 | $1^0$ | $10^1$ | 8 | — | ≡¹ 3a-5a, ⌓ am; ∞¹ hor 1, |
| 19 | 59.8 | 57.7 | 58.2 | 11.4 | 14.1 | 11.0 | 15.5 | 10.7 | 9.2 | 9.3 | 9.2 | 92 | 78 | 94 | E | 1 | SE | 1 | C | 0 | $10^1$ | $8^0$ | 4 | — | ≡¹ 11p40-MN, ⌓ am; ∞ S |
| 20 | 60.1 | 61.2 | 62.7 | 10.8 | 14.0 | 12.4 | 14.8 | 9.1 | 8.9 | 9.5 | 10.1 | 93 | 80 | 95 | E | 1 | NE | 1 | SE | 1 | $10^1$ | $10^1$ | $9^0$ | — | ≡ MN-4a45; ∞¹ SW 1 y S |
| 21 | 62.6 | 61.2 | 60.4 | 11.2 | 14.2 | 9.8 | 15.3 | 9.6 | 7.8 | 8.6 | 8.3 | 79 | 72 | 92 | S | 1 | N | 1 | S | 1 | $2^0$ | 0 | 0 | — | ⌓ an; ∞¹ SE y N 1, 2, ∞⁰ |
| 22 | 58.6 | 59.0 | 58.8 | 10.3 | 11.5 | 10.8 | 14.2 | 9.2 | 7.9 | 7.6 | 7.5 | 85 | 75 | 77 | SE | 1 | W | 1 | E | 2 | $10^1$ | $10^1$ | $3^0$ | — | ∞¹ hor 1, ∞⁰ N y S E 2 |
| 23 | 58.2 | 57.7 | 60.3 | 10.4 | 12.2 | 11.4 | 14.5 | 9.2 | 8.1 | 10.0 | 9.3 | 87 | 95 | 93 | SE | 1 | NE | 2 | N | 2 | $10^1$ | $10^1$ | 10 | 0.0 | ●⁰ interv 6a50-11a25, ●¹ a |
| 24 | 62.9 | 58.2 | 58.6 | 10.6 | 16.8 | 12.1 | 18.8 | 10.1 | 7.8 | 8.6 | 9.1 | 83 | 61 | 88 | S | 1 | SW | 2 | WSW | 1 | $7^0$ | $4^0$ | 10 | 25.0 | ●⁰ MN-0a25, ● ch 2a20; ∞⁰ |
| 25 | 59.8 | 61.4 | 61.5 | 10.7 | 13.3 | 12.0 | 14.1 | 10.2 | 8.9 | 6.5 | 9.2 | 93 | 56 | 89 | ENE | 2 | E | 1 | SE | 1 | $9^0$ | $10^1$ | $9^0$ | — | ●⁰ a interv 1p-8p25; ⌓ an |
| 26 | 61.0 | 60.3 | 60.8 | 8.2 | 13.8 | 11.4 | 16.5 | 7.7 | 7.3 | 8.1 | 6.6 | 91 | 69 | 65 | E | 1 | SW | 3 | SW | 3 | $1^0$ | $9^0$ | $9^0$ | 0.3 | ⌓ an; ∞¹ hor 1, ∞¹ S, ∞¹ N |
| 27 | 61.5 | 61.5 | 62.5 | 9.5 | 11.8 | 9.4 | 13.7 | 9.2 | 5.4 | 6.7 | 4.5 | 61 | 65 | 51 | WSW | 4 | SW | 4 | SSW | 5 | $1^0$ | $9^0$ | 0 | — | ∞¹ NE, ∞⁰ S 1 |
| 28 | 63.3 | 62.5 | 64.2 | 7.1 | 11.4 | 8.4 | 12.5 | 6.0 | 4.9 | 6.0 | 4.7 | 65 | 59 | 57 | SW | 1 | S | 1 | NE | 1 | $1^0$ | 0 | 0 | — | ∞⁰ SE y N 1, ∞⁰ E y N 2 |
| 29 | 65.0 | 64.3 | 64.9 | 4.1 | 11.4 | 8.5 | 12.5 | **8.9** | 4.4 | 5.3 | **8.6** | 72 | 52 | 44 | C | 0 | SW | 3 | S | 1 | $1^0$ | $1^0$ | 0 | — | ∞¹ SE y ∞¹ SE y N 1, ∞⁰ |
| 30 | 66.3 | **66.4** | 66.2 | 4.8 | 10.0 | 7.3 | 11.5 | 4.5 | 5.1 | 5.8 | 4.8 | 79 | 63 | 64 | SE | 2 | SW | 3 | SE | 1 | $10^0$ | $1^0$ | 0 | 3.9 | ●¹ 1a20-3a40; ∞² E y N 1 |
| Pro. Mit. | 61.0 | 60.1 | 60.8 | 10.0 | 14.5 | 11.6 | 15.9 | 9.3 | 7.8 | 8.5 | 8.9 | 85 | 70 | 78 | | 1.2 | | 1.8 | | 1.4 | 6.3 | 6.0 | 4.0 | 127.0 | |

Barómetro reducido a 0°C y a gravedad normal.

Barometer reduciert auf 0°C und Normalsch

(1) 3p6, ●¹ 8p15-8p30; ∞⁰ 1, 2. (2) a interv 2p20-5p15, ●¹ 5p15-MN ∞⁰; 1, 2, ∞⁰ N y SW 1, NE 2. (3) ●⁰ 2p15-5p05; ≡¹ 5a25-9a20, ≡ 9a20-11a50, ≡¹ 11a50-1p30. 4 SE y N 2. (5) ∞¹ 1, 2. (6) ∞² SE y N 2. (7) terv 0p35-8p20, ●⁰ 8p20-MN; ∞⁰ 1, ∞¹ 2. (8) 1, ∞⁰ NE 2. (9) S, ∞⁰ hor 1, ∞¹ S, ∞⁰ 2, ∪ 8p20. (10) 2; ∪ 5p20-6p.

**ANDES** (H = 820 m) **JUNIO 1912** φ = 32° 50′ S λ = 70° 36′ W $h_a$ = 6.5 m

| p. a la emp. / mp. reien. / C° / Min. | Velocidad del viento m/minuto 7a | 2p | 9p | km 9p-7a | 7a-2p | 2p-9p | 7a-7a | k/1h | Nubes (clase y dirección) 7a | 2p | 9p | Agua caída mm 7a | 2p | 9p | Evaporación mm 7a | 2p | 9p | 7a-7a |
|---|---|---|---|---|---|---|---|---|---|---|---|---|---|---|---|---|---|---|
| | 0 | 0 | 0 | 9.9 | 4.7 | 4.3 | 34.0 | 1.4 | | ci SW | | — | — | — | | | | |
| | 0 | 25 | 0 | 5.1 | 5.0 | 15.8 | 14.1 | 0.6 | ci NW | ci W | | — | — | — | | | | |
| | 25 | 0 | 0 | 45.3 | 10.2 | 8.6 | 66.1 | 2.8 | | str, fr-str N | a-str | — | — | — | | | | |
| | 100 | 15 | 0 | 18.4 | 19.3 | 12.0 | 37.2 | 1.6 | fr-str, fr-ni, cu-ni | ni N | cu | 0.0 | 0.8 | 4.0 | | | | |
| | 0 | 10 | 0 | 8.4 | 4.9 | 4.4 | 39.7 | 1.7 | cu N [N, a-str | cu, fr-str N | | 0.0 | — | — | | | | |
| | 0 | 0 | 80 | 9.8 | 1.3 | 11.3 | 19.1 | 0.8 | str-cu N | str-cu W | str-cu N | — | — | — | | | | |
| | **500** | 400 | 0 | 80.8 | 2.0 | 90.8 | 93.4 | 3.9 | fr-ni, ni | cu-ni, a-str N | ni | — | 2.5 | 12.0 | | | | |
| | 10 | 55 | 0 | 21.0 | 16.3 | 19.1 | **113.8** | **4.7** | ni N | ni N | ni | 34.5 | 42.5 | 40.0 | | | | |
| | 0 | 100 | 90 | 8.4 | 8.2 | 11.5 | 43.8 | 1.8 | ni | ni W | ni | — | — | — | | | | |
| | 0 | 0 | 0 | 7.4 | 2.1 | 5.2 | 27.1 | 1.1 | | | | 25.0 | — | — | | | | |
| | 0 | 65 | 0 | 9.3 | 8.2 | 2.1 | 16.6 | 0.7 | | | | — | — | — | | | | |
| | 0 | 0 | 0 | 4.1 | 1.8 | 13.5 | 14.4 | 0.6 | ci-str, ci W | a-cu W, ci-str | | — | — | — | | | | |
| | 0 | 0 | 0 | 15.3 | 7.6 | 5.0 | 30.6 | 1.3 | str-cu W | str-cu NW | a-str | — | — | — | | | | |
| | 100 | 75 | 0 | 16.5 | 52.3 | 13.9 | 29.1 | 1.2 | str-cu, ni | fr-str, cu W | | — | 0.0 | — | | | | |
| | 0 | 10 | 0 | 10.2 | 1.6 | 8.2 | 76.4 | 3.2 | cu-ni N, a-str | fr-str S, a-cu N | | — | 0.0 | — | | | | |
| | 0 | 0 | 0 | 3.3 | 14.0 | 8.6 | **18.1** | **0.5** | a-cu SW | ci, ci-cu W | | — | — | — | | | | |
| | 0 | 0 | 0 | 13.8 | 7.8 | 6.9 | 36.4 | 1.5 | | | | — | — | — | | | | |
| | 0 | 0 | 0 | 11.4 | 2.3 | 8.4 | 26.1 | 1.1 | | | | — | — | — | | | | |
| | 0 | 5 | 0 | 11.9 | 4.4 | 7.0 | 22.6 | 0.9 | ci-str, ci N | ci, ci-cu, str-cu NW | ci-str | — | — | — | | | | |
| | 0 | 0 | 0 | 8.5 | 5.5 | 7.2 | 19.9 | 0.8 | cu N, ci N | ci, ci-str NW | | — | — | — | | | | |
| | 40 | 125 | 0 | 25.0 | 12.8 | 11.3 | 37.7 | 1.6 | | | | — | — | — | | | | |
| | 50 | 50 | 75 | 10.0 | 11.0 | 28.0 | 34.1 | 1.4 | | a-cu W, ci-cu W | a-cu W | — | — | — | | | | |
| | 0 | 0 | 0 | 36.6 | 12.7 | 12.6 | 75.6 | 3.2 | | ci-cu W | ni | — | — | 7.0 | | | | |
| | 0 | 0 | 0 | 56.9 | 13.0 | 8.1 | 82.2 | 3.4 | a-cu W, ci-cu W | a-cu N | str-cu N | 31.0 | — | — | | | | |
| | 0 | 0 | 0 | 10.6 | 6.8 | 7.2 | 31.7 | 1.3 | str-cu NW | str-cu NW | fr-cu N | — | — | — | | | | |
| | 30 | 0 | 0 | 11.2 | 6.0 | 9.0 | 25.2 | 1.0 | ci, ci-str NW | ci-str NW | ci-str NW | — | — | — | | | | |
| | 0 | 50 | 0 | 25.2 | 11.5 | 17.9 | 40.2 | 1.7 | str | str-cu N | str-cu SE | — | — | — | | | | |
| | 0 | 30 | 10 | 15.7 | 11.5 | 23.2 | 45.1 | 1.9 | | | str-cu N | — | — | — | | | | |
| | 0 | 30 | 0 | 13.9 | 0.9 | 19.0 | 48.6 | 2.0 | fr-str, cu-ni E | | | — | — | — | | | | |
| | 0 | 75 | 0 | 10.4 | 15.9 | 10.5 | 30.3 | 1.3 | str-cu NW | cu, fr-cu, fr-str S | | — | — | — | | | | |
| | | | | | | | | | | | | — | — | — | | | | |
| | 28 | 37 | 8 | 17.8 | 9.4 | 13.7 | 40.8 | 1.7 | | | | 90.5 | 45.8 | 63.0 | | | | |

**LPARAISO** (H = 40 m) **JUNIO 1912** φ = 33° 01′ S λ = 71° 38′ W $h_a$ = 15 m

| | | | | | | | | | | | | | | | | | | |
|---|---|---|---|---|---|---|---|---|---|---|---|---|---|---|---|---|---|---|
| .0 | 7.0 | 69 | 0 | 30 | 22.0 | 18.0 | 20.0 | 90.0 | 3.8 | | ci-str | | — | — | — | 0.1 | 0.1 | 0.3 | 0.3 |
| .1 | 5.3 | 219 | 254 | 82 | 24.0 | 107.0 | 96.0 | 62.0 | 2.6 | ni | cu-ni, ni | ni | — | — | — | 0.1 | 0.2 | 0.0 | 0.5 |
| .3 | 10.0 | 192 | 240 | 26 | 95.0 | 83.0 | 51.0 | 298.0 | 12.4 | fr-ni N | cu N, fr-ni N | ni | — | — | — | 0.2 | 0.3 | 0.2 | 0.4 |
| .1 | 9.7 | 221 | 305 | 0 | 68.0 | 104.0 | 43.0 | 202.0 | 8.4 | ni [NW | ni | ni, ci-str | 0.1 | 6.7 | 0.2 | 0.2 | 0.2 | 0.2 | 0.7 |
| .9 | 7.2 | 22 | 140 | 111 | 18.0 | 31.0 | 36.0 | 165.0 | 6.9 | cu SW, str S, a cu | cu W, ci-str SW | | 0.1 | — | — | 0.1 | 0.1 | 0.2 | 0.5 |
| .5 | 7.0 | 0 | 85 | 102 | 9.0 | 15.0 | 16.0 | 76.0 | 3.2 | str, a-cu W, ci W | a-cu W, ci-cu N, (3) | ni | — | — | — | 0.1 | 0.1 | 0.2 | 0.4 |
| .5 | 8.7 | 102 | 206 | 240 | 59.0 | 82.0 | 80.0 | 90.0 | 3.8 | fr-ni N | cu-ni | ni | — | 0.0 | 5.8 | 0.2 | 0.2 | 0.2 | 0.5 |
| .0 | 8.9 | 220 | 210 | 410 | 112.0 | 112.0 | 156.0 | 274.0 | 11.4 | ni | ni | ni | 8.2 | 41.6 | 22.3 | 0.2 | 0.1 | 0.0 | 0.6 |
| .0 | 11.5 | 225 | 500 | 80 | 165.0 | 80.0 | 37.0 | 433.0 | 18.0 | ni | ni | ni | 1.0 | 6.3 | 4.4 | 0.0 | 0.0 | 0.0 | **0.1** |
| .0 | 6.7 | 50 | 160 | 154 | 44.0 | 25.0 | 34.0 | 161.0 | 6.7 | | | | — | — | — | 0.2 | 0.2 | 0.2 | 0.2 |
| .5 | 3.9 | 38 | 233 | 123 | 9.0 | 9.0 | 7.0 | 68.0 | 2.8 | ci-str | | | — | — | — | 0.2 | 0.2 | 0.2 | 0.6 |
| .3 | 3.7 | 114 | 181 | 106 | 6.0 | 10.0 | 40.0 | **22.0** | **0.9** | ci SW ci-str | a-cu W, ci-cu W, (4) | | — | — | — | 0.1 | 0.2 | 0.5 | 0.5 |
| .8 | 6.5 | 69 | 105 | 103 | 18.0 | 12.0 | 4.0 | 68.0 | 2.8 | cu S, a-cu NW, (1) | ci W, ci-str | | — | — | — | 0.2 | 0.1 | 0.2 | 0.9 |
| .0 | 8.3 | 74 | 251 | 85 | 18.0 | 28.0 | 36.0 | 34.0 | 1.4 | fr-ni SW ci SW | ci W, ci-str W | | — | — | — | 0.1 | 0.3 | 0.4 | 0.4 |
| .1 | 5.5 | 35 | 260 | 44 | 13.0 | 37.0 | 32.0 | 77.0 | 3.2 | ci W, ci-str | | | — | — | — | 0.1 | 0.2 | 0.2 | 0.8 |
| .6 | 3.5 | 66 | 386 | 133 | 14.0 | 21.0 | 59.0 | 83.0 | 3.5 | cu W, a-cu SW, | ci W, ci-str W | | — | — | — | 0.1 | 0.2 | 0.6 | 0.5 |
| .8 | 8.5 | 74 | 35 | 98 | 33.0 | 18.0 | 26.0 | 113.0 | 4.7 | ci-str [ci-str | | | — | — | — | 0.5 | 0.3 | 0.3 | 1.2 |
| .9 | 6.7 | 136 | 160 | 89 | 25.0 | 42.0 | 24.0 | 69.0 | 2.9 | str E | ni | ni | — | — | — | 0.2 | 0.1 | 0.1 | 0.8 |
| .0 | 8.2 | 69 | 68 | 0 | 11.0 | 45.0 | 8.0 | 77.0 | 3.2 | ni | str S, ci W, ci-str W | ni | — | — | — | 0.0 | 0.2 | 0.1 | 0.2 |
| .2 | 8.7 | 82 | 73 | 66 | 23.0 | 45.0 | 9.0 | 76.0 | 3.2 | ni | cu N, fr-ni NE | ci-str N | — | — | — | 0.0 | 0.1 | 0.1 | 0.3 |
| .0 | 6.7 | 144 | 39 | 133 | 26.0 | 36.0 | 70.0 | 80.0 | 3.3 | str, ci W, ci-str | ci W, ci-str | | — | — | — | 0.1 | 0.3 | 0.2 | 0.3 |
| .0 | 6.2 | 48 | 141 | 249 | 29.0 | 19.0 | 41.0 | 135.0 | 5.6 | ni | ni | fr-cu N, ci-str | — | — | — | 0.1 | 0.1 | 0.2 | 0.6 |
| .2 | 6.0 | 82 | 208 | 221 | 29.0 | 81.0 | 216.0 | 89.0 | 3.7 | ni | ni | ni | 0.0 | 2.7 | 19.2 | 0.1 | 0.2 | 0.1 | 0.4 |
| .0 | 8.1 | 186 | 49 | 165 | 127.0 | 28.0 | 13.0 | 424.0 | 17.7 | cu N, fr-ni N, ci S | ci W, ci-str | ni | 3.1 | — | — | 0.1 | 0.3 | 0.2 | 0.4 |
| .2 | 8.1 | 200 | 118 | 152 | 48.0 | 79.0 | 55.0 | 89.0 | 3.7 | a-str W, a-cu W, (2) | ni | fr-ni, a-cu NW | — | 0.0 | 0.3 | 0.1 | 0.2 | 0.2 | 0.6 |
| .0 | 5.0 | 50 | 326 | 324 | 10.0 | 50.0 | 92.0 | 144.0 | 6.0 | cu S, str, ci W | fr-cu S, ci NW, (5) | ni, a-cu W | — | — | — | 0.1 | 0.3 | 0.3 | 0.5 |
| .1 | 6.0 | 476 | 405 | **705** | 40.0 | 136.0 | 213.0 | 182.0 | 7.6 | cu S, ci | a-cu, ci NW, ci-str | | — | — | — | 0.4 | 0.4 | 0.5 | 1.0 |
| .0 | 3.0 | 88 | 106 | 84 | 147.0 | 76.0 | 82.0 | **496.0** | **20.7** | fr-cu N | cu S [N | | — | — | — | 0.5 | 0.3 | 0.3 | **1.4** |
| .5 | **0.3** | 0 | 375 | 129 | 31.0 | 57.0 | 60.0 | 189.0 | 7.9 | fr-cu S, ci-str | cu S | | — | — | — | 0.2 | 0.3 | 0.4 | 0.8 |
| .1 | 2.7 | 189 | 401 | 91 | 65.0 | 68.0 | 27.0 | 182.0 | 7.6 | cu S | fr-cu S | | 3.9 | — | — | 0.2 | 0.3 | 0.2 | 0.9 |
| .7 | 6.6 | 118 | 200 | 144 | 44.6 | 51.8 | 56.1 | 151.6 | 6.3 | | | | 16.4 | 57.3 | 52.2 | 4.8 | 6.1 | 6.8 | 17.3 |

las observaciones se efectuaron según hora oficial de Chile (75° de long.)

i cu, ci-str (2) ci W, ci-str (3) ci-str (4) ci-str W (5) ci-str NW

Alle Beobachtungen nach chilenischer Einheitszeit (75° Länge)

**SANTIAGO** (H = 520 m) **JUNIO 1912** φ = 33° 27′ S λ = 70° 42′ W $C_g = \frac{-0.5}{-0.6}$

| hja Tag | Barómetro Barometer 700 mm + 7a | 2p | 9p | Temperatura del aire Lufttemperatur C° 7a | 2p | 9p | Max. | Min. | Humedad absoluta Absolute Feuchtigkeit mm 7a | 2p | 9p | Humedad relativa Relative Feuchtigkeit % 7a | 2p | 9p | Dirección y fuerza del viento Richtung und Stärke des Windes 0—12 B 7a | 2p | 9p | Nebulosidad Bewölkung 0—10 7a | 2p | 9p | Agua caída Niederschlag mm 7a-7a | Notas Bemerkungen |
|---|---|---|---|---|---|---|---|---|---|---|---|---|---|---|---|---|---|---|---|---|---|---|
| 1 | 20.5 | 17.6 | 15.7 | 3.4 | 17.2 | 7.6 | 18.8 | 2.6 | 5.8 | 6.8 | 6.7 | 98 | 47 | 86 | NE 1 | SW 1 | C 0 | 0 | 3 | 0 | 0.0 | ⌐⁰ am |
| 2 | 14.3 | **13.7** | 16.1 | 2.6 | 20.6 | 8.0 | **22.0** | 2.1 | 5.4 | 7.5 | 7.9 | 98 | 41 | 99 | C 0 | SW 2 | SSE 1 | 2 | 3 | 1 | 0.0 | ⌐⁰ am, ◺¹ III |
| 3 | 17.0 | 17.3 | 17.4 | 9.0 | 11.2 | 8.5 | 11.4 | 7.7 | 8.4 | 7.6 | 8.0 | 98 | 76 | 96 | C 0 | C 0 | SE 1 | 10 | 10 | 10 | — | ≡¹ n-I |
| 4 | 18.0 | 18.0 | 19.0 | 8.4 | 9.9 | 7.4 | 10.0 | 7.4 | 7.9 | 8.4 | 7.1 | 96 | 92 | 92 | C 0 | NE 1 | SE 1 | 10 | 10 | 2 | 0.0 | ● gt 6a-9a, ●⁰ 9a-3p |
| 5 | 20.0 | 19.7 | 20.8 | 5.4 | 15.6 | 7.6 | 16.0 | 5.1 | 6.6 | 7.4 | 7.5 | 99 | 56 | 96 | C 0 | SW 1 | SE 1 | 4 | 3 | 0 | 3.6 | ◺¹ III; ∞⁰ I; cu de |
| 6 | 19.0 | 15.2 | 15.6 | 3.9 | 13.2 | 9.2 | 16.7 | 3.0 | 6.0 | 8.4 | 8.5 | 98 | 74 | 97 | C 0 | SW 1 | C 0 | 8 | 9 | 10 | – | ⌐⁰ am; ∞² I |
| 7 | 19.3 | 16.6 | 17.5 | 10.1 | 13.3 | 9.4 | 13.4 | 3.4 | 7.2 | 9.2 | 8.2 | 78 | 81 | 93 | C 0 | SE 1 | SE 1 | 10 | 10 | 10 | 0.2 | ●⁰ a interv 4a50-10a |
| 8 | 15.3 | 14.6 | 15.8 | 10.9 | 12.9 | 12.0 | 13.2 | 8.4 | 9.4 | **10.8** | 10.2 | 96 | 97 | 98 | C 0 | NE 1 | SSE 1 | 10 | 10 | 10 | 20.9 | ●² todo el día |
| 9 | 16.0 | 16.1 | 20.0 | 10.2 | 13.1 | 10.1 | 13.2 | 9.7 | 9.1 | 7.8 | 8.8 | 98 | 70 | 95 | C 0 | NE 2 | C 0 | 10 | 10 | 10 | **42.9** | ● gt a interv 3p, ● |
| 10 | 23.2 | 21.1 | 21.3 | 5.4 | 14.4 | 6.5 | 16.0 | 4.6 | 6.6 | 7.6 | 7.0 | 99 | 63 | 97 | C 0 | WSW 1 | C 0 | 0 | 1 | 0 | 28.1 | ●² 1a55-2a10; ≡¹ I, |
| 11 | 20.3 | 19.2 | 19.7 | 2.6 | 15.8 | 6.2 | 17.0 | 1.8 | 5.3 | 7.5 | 6.5 | 97 | 55 | 92 | C 0 | W 1 | C 0 | 2 | 1 | 0 | — | ⌐⁰ am; ≡⁰ y ◺² III |
| 12 | 20.5 | 18.5 | 19.7 | 2.3 | 15.2 | 8.3 | 15.5 | 2.0 | 5.3 | 6.9 | 6.1 | 98 | 54 | 75 | C 0 | SW 2 | NE 1 | 8 | 8 | 10 | — | ● gt 9a35; ⌐⁰ am |
| 13 | 19.5 | 19.2 | 18.5 | 6.6 | 12.0 | 8.1 | 13.5 | 6.4 | 6.6 | 6.9 | 7.6 | 91 | 66 | 94 | W 1 | NE 1 | C 0 | 10 | 9 | 9 | 0.0 | ◺¹ am, III; ▭ 6p40 |
| 14 | 20.8 | 19.4 | 19.7 | 7.6 | 12.1 | 7.7 | 12.2 | 7.2 | 7.7 | 7.9 | 7.8 | 99 | 75 | 99 | SE 1 | S 1 | SSW 1 | 10 | 8 | 10 | 2.3 | ●¹ 4a30-10a; ◺¹ III |
| 15 | 19.1 | 20.2 | 21.4 | 6.3 | 12.1 | 5.9 | 13.3 | 4.4 | 7.0 | 7.7 | 6.8 | 99 | 73 | 97 | C 0 | SE 1 | C 0 | 10 | 6 | 0 | 1.8 | ◺¹ am, III |
| 16 | 21.7 | 19.7 | 20.2 | 6.0 | 12.0 | 5.9 | 13.9 | 3.7 | 6.8 | 8.1 | 6.7 | 97 | 77 | 96 | C 0 | SE 1 | SE 1 | 10 | 7 | 2 | — | ◺¹ am |
| 17 | 20.2 | 17.3 | 17.4 | 3.3 | 19.0 | 8.7 | 19.7 | 3.1 | 5.7 | 6.5 | 7.5 | 98 | 39 | 89 | C 0 | SW 2 | SW 1 | 3 | 1 | 0 | — | ⌐¹ am |
| 18 | 15.5 | 14.5 | 16.0 | 4.7 | 20.7 | 9.9 | 21.7 | 3.4 | 6.3 | 8.3 | 8.5 | 99 | 45 | 93 | C 0 | W 1 | C 0 | 0 | 0 | 0 | — | ⌐¹ am, ◺¹ III |
| 19 | 17.4 | 16.0 | 16.0 | 5.6 | 17.2 | 8.6 | 18.5 | 4.4 | 6.7 | 7.9 | 7.9 | 99 | 54 | 95 | C 0 | SW 1 | C 0 | 2 | 6 | 5 | — | ⌐¹ am, ≡⁰ I, ◺¹ y ≡ |
| 20 | 17.4 | 17.1 | 20.5 | 4.7 | 15.8 | 9.0 | 16.6 | 4.4 | 6.3 | 8.4 | 8.4 | 99 | 63 | 98 | C 0 | SW 2 | SW 1 | 4 | 2 | 10 | — | ⌐¹ am |
| 21 | 19.4 | 19.6 | 17.9 | 7.9 | 11.2 | 5.8 | 12.0 | 5.7 | 7.8 | 7.9 | 6.7 | 97 | 80 | 97 | C 0 | C 0 | C 0 | 10 | 8 | 0 | — | ≡ I, ◺¹ III |
| 22 | 15.9 | 15.2 | 17.3 | 2.7 | 10.3 | 6.7 | 10.8 | 1.8 | 5.5 | 7.8 | 6.9 | 99 | 83 | 95 | C 0 | SW 3 | C 0 | 7 | 8 | 8 | 0.1 | ⌐² am, ≡¹ I, ◺⁰ III |
| 23 | 16.3 | 14.8 | 17.0 | 2.0 | 13.3 | 8.7 | 14.5 | 1.7 | 5.2 | 7.0 | 7.9 | 98 | 61 | 94 | C 0 | C 0 | NW 1 | 2 | 9 | 10 | — | ● gt 3p20-5p, ●¹ 5 |
| 24 | 20.9 | 17.1 | 15.8 | 6.0 | 11.7 | 8.4 | 12.1 | 1.5 | 6.9 | 7.2 | 7.4 | 99 | 70 | 94 | C 0 | C 0 | NE 1 | 5 | 8 | 10 | 22.1 | ◺⁰ am; ▭ III blanc |
| 25 | 16.6 | 18.8 | 20.3 | 6.6 | 10.3 | 6.7 | 10.4 | 6.2 | 6.9 | 6.3 | 7.1 | 95 | 67 | 97 | C 0 | SW 1 | SE 1 | 10 | 10 | 9 | 0.0 | ● gt 1p15-2p |
| 26 | 18.7 | 17.5 | 18.6 | 2.0 | 13.2 | 7.5 | 13.7 | 1.9 | 5.3 | 7.6 | 7.2 | **00** | 67 | 93 | C 0 | SW 2 | C 0 | 2 | 7 | 9 | — | ⌐¹ am; ∞¹ I, ∞¹ II |
| 27 | 19.0 | 18.7 | 19.7 | 6.2 | 9.6 | 4.9 | 10.5 | 5.3 | 6.5 | 6.3 | 5.6 | 92 | 70 | 86 | C 0 | SSW 1 | S 1 | 10 | 9 | 9 | — | ◺¹ am |
| 28 | 20.0 | 19.4 | 21.1 | 0.2 | 9.4 | 2.7 | 10.5 | 0.0 | 4.7 | 4.8 | 5.0 | **00** | 54 | 90 | C 0 | SW 1 | SE 1 | 0 | 3 | 10 | — | ⌐¹ am; ∞¹ I |
| 29 | 21.9 | 20.6 | 21.9 | -0.9 | 8.7 | 0.4 | 10.0 | **-2.2** | **4.2** | 4.7 | 4.6 | 98 | 55 | 97 | C 0 | SW 1 | SE 1 | 1 | 1 | 0 | — | ⌐² am |
| 30 | 23.2 | 23.5 | **24.1** | 0.3 | 5.5 | -0.3 | 7.9 | -1.7 | 4.7 | 4.8 | **4.2** | **00** | 71 | 93 | C 0 | C 0 | C 0 | 10 | 5 | 0 | 2.5 | ⚹² 4a-8a40; (estrellas |
| Pro. Mit. | 18.9 | 17.9 | 18.7 | 5.1 | 13.2 | 7.2 | 14.2 | 3.8 | 6.5 | 7.4 | 7.2 | 97 | 66 | 94 | 0.1 | 1.1 | 0.6 | 6.0 | 6.2 | 5.5 | 124.5 | |

**SAN FERNANDO** (H = 335 m) **JUNIO 1912** φ = 34° 35′ S λ = 71° 04′ W $C_g$ = –

| | | | | | | | | | | | | | | | | | | | | | | |
|---|---|---|---|---|---|---|---|---|---|---|---|---|---|---|---|---|---|---|---|---|---|---|
| 1 | 36.4 | 33.5 | 32.1 | 5.9 | 15.7 | 9.0 | 16.0 | 3.2 | 6.6 | 9.4 | 8.4 | 96 | 70 | 99 | SW 2 | S 2 | S 3 | 0 | 0 | 0 | — | ◺ an |
| 2 | **29.3** | 29.2 | 31.5 | 3.0 | 17.0 | 9.2 | 17.5 | 2.4 | 5.7 | 9.4 | 8.3 | 00 | 65 | 93 | É 2 | SW 1 | SW 3 | 0 | 0 | 10 | — | ◺ an |
| 3 | 32.2 | 32.4 | 33.4 | 9.6 | 12.2 | 9.2 | 13.0 | 7.5 | 8.4 | 8.1 | 8.0 | 95 | 76 | 92 | NE 1 | NE 1 | SW 2 | 10 | 10 | 10 | — | |
| 4 | 32.6 | 31.2 | 33.3 | 9.0 | 10.4 | 9.3 | 11.0 | 8.5 | 8.6 | 9.3 | 8.7 | 00 | 99 | 00 | E 2 | S 2 | SW 2 | 10 | 10 | 10 | 3.8 | ● 4a-7a, a interv 7a |
| 5 | 36.2 | 32.5 | 37.1 | 8.7 | 15.2 | 8.0 | 15.6 | 8.0 | 8.3 | 9.0 | 7.8 | 99 | 70 | 98 | SW 1 | SW 2 | SE 3 | 10 | 4 | 0 | 13.0 | ●¹ MN-5a |
| 6 | 34.3 | 30.8 | 31.8 | 8.7 | 8.5 | 7.4 | 9.5 | 4.0 | 7.0 | 7.7 | 7.6 | 84 | 93 | 99 | SW 2 | SE 2 | E 2 | 5 | 10 | 10 | — | |
| 7 | 33.1 | 30.2 | 32.3 | 10.2 | 15.0 | 10.0 | 15.5 | 6.6 | 6.9 | 8.6 | 9.2 | 74 | 68 | 00 | NW 4 | NW 6 | NW 6 | 10 | 10 | 10 | — | ●¹ 2p-MN |
| 8 | 29.7 | 29.7 | 30.4 | 11.7 | 12.4 | 12.2 | 12.5 | 8.5 | 10.1 | **10.7** | 10.6 | 99 | 00 | 00 | NW 4 | NW 4 | NW 2 | 10 | 10 | 10 | 23.2 | ●² MN-7a, a interv 7 |
| 9 | 30.6 | 30.9 | 35.6 | 10.6 | 10.2 | 10.5 | 11.5 | 9.8 | 9.5 | 9.3 | 9.5 | 00 | 00 | 00 | SW 2 | NE 4 | NW 3 | 10 | 10 | 10 | 42.0 | ●² todo el día |
| 10 | 38.4 | 35.3 | 37.1 | 7.2 | 14.4 | 6.2 | 14.7 | 5.5 | 7.6 | 7.9 | 6.5 | 00 | 64 | 93 | SE 2 | S 2 | SE 2 | 0 | 0 | 0 | **63.8** | ● MN-2a |
| 11 | 37.3 | 35.2 | 35.6 | 4.9 | 13.3 | 6.0 | 13.7 | 2.6 | 6.0 | 7.0 | 6.4 | 94 | **62** | 91 | SE 3 | SW 3 | SE 2 | 0 | 3 | 0 | — | ◺ an |
| 12 | 36.3 | 34.8 | 35.4 | 2.0 | 13.6 | 7.6 | 14.0 | 0.7 | 5.3 | 8.3 | 7.1 | 00 | 72 | 91 | SE 1 | SW 1 | E 2 | 10 | 8 | 10 | — | ⌐⁰ am |
| 13 | 36.1 | 35.4 | 34.5 | 7.8 | 11.9 | 9.1 | 12.2 | 6.9 | 7.7 | 8.3 | 7.7 | 98 | 80 | 91 | SW 2 | SW 1 | SE 1 | 10 | 10 | 10 | — | |
| 14 | 35.4 | 35.5 | 35.9 | 8.4 | 11.7 | 7.0 | 12.8 | 7.0 | 7.8 | 8.0 | 6.4 | 94 | 79 | 85 | NE 3 | SW 2 | SE 2 | 10 | 5 | 5 | — | |
| 15 | 35.4 | 36.1 | 36.5 | 4.4 | 12.9 | 3.8 | 16.0 | 3.8 | 5.4 | 6.9 | 5.6 | 87 | 63 | 93 | SW 2 | C 0 | C 0 | 10 | 0 | 0 | — | ◺ an |
| 16 | 37.3 | 36.2 | 35.6 | 5.4 | 8.2 | 7.6 | 8.4 | 1.4 | 6.3 | 6.2 | 6.5 | 94 | 77 | 83 | SE 3 | SW 3 | SE 2 | 10 | 10 | 10 | — | ◺ an |
| 17 | 35.6 | 34.3 | 33.2 | 5.8 | 9.8 | 6.2 | 12.2 | 5.0 | 6.9 | 8.1 | 7.1 | 00 | 89 | 00 | SW 4 | SW 4 | SW 5 | 10 | 4 | 10 | — | ≡ a |
| 18 | 31.6 | 30.5 | 31.3 | 4.8 | 13.9 | 10.2 | **18.3** | 2.8 | 6.4 | 8.0 | 7.4 | 00 | 68 | 79 | SW 1 | SW 3 | S 2 | 5 | 5 | 0 | — | |
| 19 | 33.5 | 31.2 | 32.2 | 7.9 | 13.1 | 7.6 | 15.7 | 7.2 | 8.0 | 9.3 | 7.8 | 00 | 83 | 00 | SE 3 | SW 4 | SE 1 | 10 | 2 | 0 | — | ≡ a |
| 20 | 32.9 | 33.6 | 36.2 | 7.0 | 9.5 | 8.6 | 12.7 | 4.7 | 7.5 | 8.3 | 8.2 | 00 | 94 | 99 | NW 1 | NE 2 | S 2 | 10 | 10 | 10 | — | ≡ a |
| 21 | 35.9 | 34.5 | 33.5 | 7.3 | 9.5 | 4.6 | 13.0 | 4.6 | 7.3 | 7.9 | 5.7 | 96 | 89 | 90 | E 3 | NE 3 | SE 1 | 10 | 5 | 0 | — | |
| 22 | 31.2 | 31.4 | 31.9 | 6.3 | 8.3 | 7.7 | 11.3 | 4.3 | 7.2 | 8.0 | 7.3 | 00 | 98 | 93 | NE 1 | SE 1 | NE 1 | 10 | 10 | 10 | — | |
| 23 | 30.9 | 29.4 | 32.3 | 3.7 | 14.0 | 6.7 | 16.3 | 2.5 | 6.0 | 10.4 | 7.3 | 00 | 88 | 00 | SE 2 | NE 6 | NW 7 | 2 | 9 | 10 | — | ●¹ 3p-MN |
| 24 | 36.4 | 33.2 | 30.7 | 6.2 | 12.0 | 9.2 | 15.0 | 4.5 | 7.1 | 10.5 | 8.7 | 00 | 00 | 00 | N 4 | SW 1 | E 2 | 0 | 6 | 10 | 42.8 | ●¹ MN-5a |
| 25 | 32.0 | 35.1 | 35.6 | 9.1 | 7.4 | 7.2 | 12.0 | 6.4 | 8.5 | 7.2 | 7.6 | 99 | 94 | 00 | NE 3 | NE 4 | SE 2 | 10 | 10 | 7 | — | |
| 26 | 35.2 | 34.4 | 35.2 | 4.9 | 9.4 | 7.1 | 11.5 | 3.3 | 6.5 | 8.2 | 7.5 | 00 | 93 | 00 | SW 2 | SW 3 | SW 2 | 0 | 10 | 10 | 19.1 | ●¹ MN-7a |
| 27 | 36.4 | 35.6 | 36.1 | 3.6 | 6.8 | 4.2 | 10.3 | 3.1 | 5.6 | 7.2 | 6.0 | 95 | 98 | 97 | SW 2 | SW 3 | SE 1 | 10 | 9 | 5 | — | |
| 28 | 37.0 | 36.2 | 37.9 | 2.0 | 5.8 | 1.2 | 8.5 | 1.0 | 5.3 | 6.3 | 5.0 | 00 | 91 | 00 | SW 2 | S 2 | C 0 | 10 | 0 | 5 | — | ◺ an |
| 29 | 38.4 | 37.4 | 37.0 | -0.5 | 7.8 | -1.0 | 11.0 | **-2.4** | 4.4 | 7.9 | 4.2 | 00 | 00 | 99 | SW 2 | SW 2 | C 0 | 0 | 0 | 0 | — | ⌐¹ am |
| 30 | 39.9 | 40.8 | **41.6** | 0.0 | 0.1 | -0.8 | 6.5 | -1.5 | 4.4 | **4.8** | **4.8** | 96 | 93 | 99 | C 0 | SW 3 | SW 2 | 10 | 10 | 10 | 9.1 | ⚹ MN-I (8 cm) |
| Pro. Mit. | 34.6 | 33.6 | 34.4 | 6.2 | 11.0 | 7.0 | 12.9 | 4.4 | 6.9 | 8.2 | 7.3 | 97 | 84 | 96 | 2.2 | 2.6 | 2.2 | 7.1 | 6.3 | 6.4 | 216.8 | |

Barómetro reducido a 0°C y a gravedad normal. Barometer reduciert auf 0°C und Normal

(1) todo el día; ▭ 8p-n amarillos a interv, N-S zenit, color rojizo. (2) 11p40, ●² 11p30. (3) y ◺² III. (4) W, zenit color amarillo. (5) ▭ NE color amarillo; ⊕² 8a10. (6 30 E y zenit amarillos y verde, forma abanico, (7) gonales; densidad de la nieve 1.43); ⌐² III.

**IAGO** (H=520 m) **JUNIO 1912** φ = 33° 27′ S λ = 70° 42′ W $h_a$ = 11.1 m

| ap. a la emp. emp. freien. C° | Velocidad del viento Windgeschwindigkeit | | | | | | | | Nubes (clase y dirección) Wolken (Art und Richtung) | | | Agua caída Niederschlag | | | Evaporación Verdunstung | | | |
|---|---|---|---|---|---|---|---|---|---|---|---|---|---|---|---|---|---|---|
| | m/minuto | | | km | | | | | | | | mm | | | mm | | | |
| Min. | 7a | 2p | 9p | 9p-7a | 7a-2p | 2p-9p | 7a-7a | k/1h | 7a | 2p | 9p | 7a | 2p | 9p | 7a | 2p | 9p | 7a-7a |
| 4 1.0 | 46 | 58 | 0 | 16.9 | 29.3 | 18.0 | 68.5 | 2.9 | | ci, str | | — | 0.0 | — | 0.0 | 1.0 | 0.3 | 0.7 |
| 2 0.5 | 0 | 125 | 87 | 7.5 | 40.7 | 42.0 | 54.8 | 2.3 | str | ci-str | str | — | — | — | 0.1 | 1.2 | 0.3 | 1.4 |
| 6 5.6 | 0 | 0 | 55 | 25.6 | 23.7 | 12.7 | 108.3 | 4.5 | str | str | str | — | — | — | 0.1 | 0.2 | 0.1 | **1.6** |
| 5 5.3 | 0 | 59 | 45 | 13.1 | 55.3 | 34.1 | 49.5 | 2.1 | cu-ni | cu-ni | str-cu | 0.0 | 2.2 | 1.4 | 0.1 | 0.0 | 0.0 | 0.4 |
| 2 3.4 | 0 | 41 | 56 | 13.5 | 23.5 | 24.2 | 102.9 | 4.3 | cu N, str-cu N | str | | — | — | — | 0.1 | 0.7 | 0.3 | **0.1** |
| 4 1.3 | 0 | 79 | 0 | 10.3 | 24.9 | 31.3 | 58.0 | 2.4 | str, str-cu | str, str-cu NW | str | — | — | — | 0.0 | 0.5 | 0.3 | 1.0 |
| 0 1.4 | 0 | 99 | 32 | 11.5 | 59.1 | 26.9 | 67.7 | 2.8 | ni, cu-ni NW | cu NW, ni, str-cu | ni, cu-ni | 0.2 | 4.0 | 3.4 | 0.1 | 0.1 | 0.1 | 0.9 |
| 4 7.2 | 0 | 41 | 53 | 5.6 | 50.5 | 25.5 | 91.6 | 3.8 | ni, cu-ni | ni, cu-ni | ni, cu-ni | 13.5 | 9.8 | 28.5 | 0.0 | 0.0 | 0.1 | 0.2 |
| 7 8.6 | 0 | 103 | 0 | 11.1 | 52.8 | 27.6 | 87.1 | 3.6 | ni, cu-ni | ni, cu-ni NW | ni, cu-ni | 4.6 | 0.0 | 16.3 | 0.0 | 0.4 | 0.1 | **0.1** |
| 4 2.9 | 0 | 128 | 28 | 11.0 | 20.4 | 15.2 | 91.4 | 3.8 | | str-cu | | 11.8 | — | — | 0.0 | 0.2 | 0.2 | 0.5 |
| 4 -0.5 | 0 | 102 | 0 | 41.3 | 26.3 | 13.4 | 76.9 | 3.2 | str S | str | | — | — | — | 0.0 | 0.8 | 0.3 | 0.4 |
| 5 0.4 | 0 | 118 | 31 | 16.8 | 29.3 | 25.2 | 56.5 | 2.4 | str SW, ci-str W | str | str | — | 0.0 | — | 0.1 | 0.2 | 0.4 | 1.2 |
| 6 4.6 | 30 | 93 | 0 | 25.9 | 15.1 | 9.1 | 80.4 | 3.4 | str | str olas NW-SE | str | — | — | — | 0.0 | 0.1 | 0.1 | 0.6 |
| 3 5.5 | 70 | 100 | 87 | 12.8 | 29.4 | 18.0 | 37.0 | **1.5** | ni, cu-ni NW | ni, cu-ni W, fr-cu | ni, str | 2.3 | 1.8 | — | 0.1 | 0.2 | 0.1 | 0.3 |
| 5 2.4 | 0 | 117 | 0 | 6.3 | 28.0 | 16.0 | 53.7 | 2.2 | str | str, str-cu [W | | — | — | — | 0.0 | 0.2 | 0.2 | 0.3 |
| 1 2.0 | 0 | 69 | 36 | 10.0 | 31.3 | 34.5 | 54.0 | 2.2 | str | str, fr-cu | str | — | — | — | 0.0 | 0.1 | 0.2 | 0.4 |
| 2 1.5 | 0 | 117 | 79 | 13.1 | 27.9 | 15.5 | 78.9 | 3.3 | str | str | | — | — | — | 0.1 | 0.7 | 0.3 | 0.4 |
| 5 1.6 | 0 | 55 | 0 | 11.1 | 39.5 | 18.4 | 54.5 | 2.3 | | | | — | — | — | 0.0 | 0.5 | 0.4 | 1.0 |
| 9 2.5 | 0 | 83 | 0 | 9.4 | 16.7 | 14.5 | 67.3 | 2.8 | str, ci-str | str, ci-str | str | — | — | — | 0.1 | 0.5 | 0.2 | 1.0 |
| 8 2.6 | 0 | 182 | 49 | 6.5 | 46.6 | 48.0 | 37.7 | 1.6 | str, str-cu | str | str, ni | — | — | — | 0.1 | 1.1 | 0.2 | 0.8 |
| 1 3.3 | 0 | 0 | 0 | 10.0 | 33.8 | 22.7 | 104.6 | 4.4 | str | str | | — | — | — | 0.1 | 0.0 | 0.1 | 1.4 |
| 1 0.7 | 0 | **221** | 0 | 11.1 | 49.4 | 52.3 | 67.6 | 2.8 | str, str-cu | str | str, fr-str | 0.1 | — | — | 0.0 | 0.0 | 0.1 | **0.1** |
| 7 0.2 | 0 | 0 | 90 | 6.2 | 42.3 | 49.8 | 107.9 | 4.5 | fr-cu | str, str-cu | ni, cu-ni | — | — | 5.6 | 0.1 | 0.7 | 0.1 | 0.2 |
| 5 0.0 | 0 | 0 | 79 | 50.3 | 31.5 | 16.1 | **142.4** | **5.9** | cu-ni, str-cu | str-cu, fr-cu | str-cu | 16.5 | — | — | 0.1 | 0.6 | 0.1 | 0.9 |
| 5 4.8 | 0 | 56 | 51 | 47.3 | 28.5 | 34.5 | 94.9 | 3.9 | str | str | str | — | 0.0 | — | 0.1 | 0.0 | 0.3 | 0.8 |
| 7 0.2 | 0 | 162 | 0 | 7.0 | 28.5 | 45.7 | 70.0 | 2.9 | str, ci-str | str | str | — | — | — | 0.1 | 0.2 | 0.1 | 0.4 |
| 0 2.5 | 0 | 100 | 69 | 8.0 | 50.1 | 40.3 | 82.2 | 3.4 | str | str, cu | str, cu-ni | — | — | — | 0.1 | 0.3 | 0.2 | 0.4 |
| 4 -1.9 | 0 | 103 | 55 | 9.5 | 42.8 | 45.3 | 99.9 | 4.2 | | cu | str, str-cu | — | — | — | 0.1 | 0.2 | 0.2 | 0.6 |
| 3 -4.0 | 0 | 97 | 44 | 11.0 | 29.1 | 39.3 | 99.1 | 4.1 | cu | cu | | — | — | — | 0.1 | 0.6 | 0.2 | 0.5 |
| 5 -4.0 | 0 | 0 | 0 | 8.2 | 34.1 | 23.5 | 76.6 | 3.2 | ni | cu | | 2.5 | 0.6 | — | 0.2 | 0.1 | 0.1 | 1.0 |
| 7 2.0 | 5 | 84 | 34 | 14.9 | 34.7 | 28.0 | 77.4 | 3.2 | | | | 51.5 | 18.4 | 55.2 | 2.0 | 11.4 | 5.7 | 19.6 |

**N FERNANDO** (H=335 m) **JUNIO 1912** φ = 34° 35′ S λ = 71° 04′ W $h_a$ = —

| | | | |
|---|---|---|---|
| | | | str |
| str | str | str-cu | |
| ni | ni | ni | |
| str | a cu N | | |
| ci-str N | str | str | |
| str | ni | ni | |
| ni | ni | ni | |
| ni | ni | ni | |
| | a-cu | | |
| str | ci-str | str | |
| str | a-cu | str | |
| ni | cu-ni | str | |
| str-cu | | | |
| str | str | str | |
| str | ci-str | str | |
| cu | ci-str | | |
| str | ci-str | | |
| str | str | str | |
| str | fr-str | | |
| str | str | str | |
| fr-cu | str-cu NW | ni | |
| | str | str | |
| a-str | ni | a-str | |
| | a-str | a-str | |
| str | ci N | a-cu E | |
| str | | a-cu SE | |
| str | fr-str | str | |

as observaciones se efectuaron según hora oficial de Chile (75° de long.)

Alle Beobachtungen nach chilenischer Einheitszeit (75° Länge).

**TALCA** (H = 100 m) **JUNIO 1912** φ = 35° 25′ S λ = 71° 47′ W $C_g$ =

| Día / Tag | Barómetro / Barometer 700 mm + | | | Temperatura del aire / Lufttemperatur C° | | | | | Humedad absoluta / Absolute Feuchtigkeit mm | | | Humedad relativa / Relative Feuchtigkeit % | | | Dirección y fuerza del viento / Richtung und Stärke des Windes 0—12 B | | | | | | Nebulosidad / Bewölkung 0—10 | | | Agua caída / Niederschlag mm | Notas / Bemerkungen |
|---|---|---|---|---|---|---|---|---|---|---|---|---|---|---|---|---|---|---|---|---|---|---|---|---|
| | 7a | 2p | 9p | 7a | 2p | 9p | Max. | Min. | 7a | 2p | 9p | 7a | 2p | 9p | 7a | | 2p | | 9p | | 7a | 2p | 9p | 7a-7a | |
| 1 | 59.1 | 55.7 | 54.2 | 6.5 | 16.0 | 11.6 | 18.0 | 5.5 | 7.0 | 9.9 | 8.8 | 97 | 73 | 86 | C | 0 | S | 1 | C | 0 | $10^2$ | 0 | $5^1$ | 14.2 | ≡ 1; ⊽ n |
| 2 | 51.7 | 50.5 | 52.6 | 6.6 | 14.4 | 11.8 | 18.0 | 3.0 | 7.1 | 9.8 | 8.3 | 97 | 80 | 80 | C | 0 | C | 0 | NE | 1 | $10^2$ | $2^1$ | $3^1$ | — | $\equiv^2$ 1; ⊽ n |
| 3 | 54.5 | 53.7 | 54.4 | 11.3 | 13.8 | 12.3 | 16.0 | 2.0 | 8.6 | 8.2 | 8.3 | 86 | 69 | 77 | N | 2 | N | 3 | N | 1 | $10^2$ | $10^2$ | $10^2$ | — | ●$^1$ 11p-MN |
| 4 | 53.4 | 53.9 | 55.9 | 11.3 | 13.2 | 10.9 | 15.5 | 8.5 | 8.4 | 9.6 | 9.5 | 84 | 85 | 98 | C | 0 | C | 0 | C | 0 | $10^2$ | $10^2$ | $10^2$ | 2.4 | ● a interv |
| 5 | 58.3 | 57.8 | 59.2 | 9.4 | 15.8 | 7.9 | 18.0 | 8.5 | 8.6 | 8.8 | 8.0 | 98 | 66 | **00** | C | 0 | C | 0 | C | 0 | 0 | $2^1$ | 0 | 6.0 | |
| 6 | 56.8 | 52.9 | 53.4 | 8.0 | 10.0 | 7.8 | 14.0 | 4.0 | 7.2 | 8.0 | 7.6 | 90 | 87 | 96 | N | 1 | NW | 2 | N | 1 | $10^2$ | $10^2$ | $10^2$ | — | ≡ 1 |
| 7 | 52.9 | 52.2 | 53.2 | 11.4 | 12.4 | 10.0 | 14.5 | 7.0 | 7.0 | 8.9 | 8.3 | 69 | 83 | 90 | NW | 1 | C | 0 | N | 3 | $10^2$ | $10^2$ | $10^2$ | — | ●$^1$ a interv 9a30-11 |
| 8 | 50.2 | **49.6** | 50.4 | 12.8 | 14.4 | 14.0 | 16.5 | 12.1 | 9.6 | 10.6 | **10.7** | 87 | 87 | 90 | N | 2 | N | 4 | N | 3 | $10^2$ | $10^2$ | $10^2$ | 7.5 | ‖ 8a, ● ch 2p |
| 9 | **49.6** | 51.6 | 56.3 | 13.6 | 14.4 | 12.1 | 16.5 | 12.0 | 8.4 | 9.4 | 8.1 | 72 | 77 | 77 | N | 2 | N | 1 | C | 0 | $10^2$ | $10^2$ | $4^1$ | 5.5 | ⌙$^1$ am |
| 10 | 60.7 | 58.8 | 59.3 | 6.2 | 15.8 | 7.2 | 18.0 | 5.0 | 6.7 | 7.9 | 7.1 | 94 | 59 | 93 | C | 0 | C | 0 | C | 0 | $2^2$ | $2^2$ | 0 | — | |
| 11 | 60.0 | 57.6 | 57.9 | 1.5 | 14.0 | 5.6 | 16.5 | 1.0 | 4.9 | 7.7 | 5.7 | 97 | 65 | 83 | C | 0 | WSW | 1 | C | 0 | 0 | $2^1$ | $10^1$ | — | ⌙ am, $\equiv^2$ 3 |
| 12 | 57.8 | 56.2 | 56.5 | 1.6 | 15.8 | 12.8 | **18.5** | 0.5 | 5.0 | 9.1 | 9.1 | 96 | 68 | 83 | C | 0 | N | 3 | N | 1 | $8^1$ | $6^1$ | $10^1$ | — | ⌙$^1$ am |
| 13 | 57.9 | 56.8 | 56.8 | 9.7 | 9.8 | 9.8 | 15.5 | 9.0 | 8.5 | 8.6 | 8.6 | 94 | 95 | 95 | NW | 1 | C | 0 | C | 0 | $10^1$ | $10^1$ | $10^1$ | — | |
| 14 | 57.6 | 57.9 | 58.6 | 7.9 | 12.0 | 7.0 | 15.5 | 6.5 | 7.7 | 8.0 | 7.2 | 96 | 76 | 96 | C | 0 | C | 0 | C | 0 | $10^1$ | $8^2$ | 0 | — | ⊽$^1$ am |
| 15 | 57.0 | 58.2 | 59.7 | 4.8 | 13.2 | 5.2 | 16.0 | 4.0 | 5.9 | 6.3 | 5.9 | 91 | 55 | 89 | C | 0 | C | 0 | C | 0 | $10^1$ | $3^1$ | 0 | — | ⊽$^1$ am |
| 16 | 60.3 | 58.8 | 58.3 | 6.0 | 8.6 | 7.2 | 11.0 | 3.0 | 6.6 | 7.5 | 6.9 | 94 | 90 | 91 | C | 0 | C | 0 | NW | 1 | $10^2$ | $10^2$ | $6^1$ | — | ●$^0$ a interv I; $\equiv^2$ 1 |
| 17 | 58.2 | 56.7 | 55.8 | 8.4 | 9.6 | 8.2 | 11.0 | 6.0 | 7.9 | 8.0 | 7.9 | 96 | 89 | 87 | SE | 1 | S | 2 | C | 0 | $10^1$ | $10^1$ | $10^2$ | 2.2 | $\equiv^1$ 7a, 8p-III |
| 18 | 53.9 | 53.1 | 53.4 | 6.9 | 12.9 | 8.4 | 14.5 | 6.5 | 7.2 | 9.6 | 7.9 | 97 | 96 | 96 | C | 0 | C | 0 | C | 0 | $10^1$ | 0 | $10^0$ | — | $\equiv^1$ 1, $\equiv^0$ III; ⊕ 3p |
| 19 | 55.8 | 54.1 | 54.5 | 5.6 | 16.2 | 9.8 | 18.0 | 4.5 | 6.6 | 9.3 | 8.3 | 97 | 68 | 92 | C | 0 | S | 2 | C | 0 | $2^0$ | $2^0$ | 2 | — | $\equiv^1$ 10p |
| 20 | 55.1 | 55.3 | 58.3 | 7.4 | 11.6 | 8.4 | 13.0 | 6.5 | 7.1 | 7.8 | 7.8 | 92 | 77 | 95 | S | 1 | C | 0 | N | 1 | $10^2$ | $6^1$ | $10^0$ | — | ≡ an |
| 21 | 58.5 | 56.0 | 55.5 | 9.5 | 14.2 | 7.2 | 17.5 | 6.5 | 8.0 | 8.0 | 7.3 | 90 | 66 | 96 | C | 0 | NW | 1 | C | 0 | $10^2$ | $6^1$ | 0 | — | ⊽ 7p30 |
| 22 | 53.3 | 52.5 | 52.5 | 9.1 | 11.9 | 10.2 | 16.5 | 4.0 | 7.7 | 8.6 | 8.2 | 89 | 77 | 88 | C | 0 | N | 1 | N | 1 | $10^2$ | $10^2$ | $10^2$ | — | ‖ 3p, 4p30 y 6p |
| 23 | 52.1 | 50.5 | 52.2 | 7.1 | 12.0 | 10.0 | 17.0 | 6.0 | 6.9 | 9.2 | 7.7 | 92 | 88 | 84 | C | 0 | N | 3 | N | 5 | $7^2$ | $10^2$ | $10^2$ | 1.3 | ● a interv I |
| 24 | 57.6 | 54.7 | 55.2 | 8.3 | 13.7 | 10.7 | 18.0 | 7.0 | 7.1 | 6.5 | 6.5 | 86 | 55 | 67 | N | 2 | N | 1 | C | 0 | $6^1$ | $9^1$ | $10^1$ | — | |
| 25 | 54.5 | 52.1 | 57.5 | 12.8 | 11.4 | 8.8 | 15.0 | 8.0 | 6.6 | 9.0 | 7.8 | 60 | 90 | 92 | N | 3 | N | 1 | C | 0 | $10^2$ | $10^2$ | $10^2$ | — | ● 7a45-0p50, ● cl |
| 26 | 58.1 | 57.3 | 57.9 | 5.8 | 12.2 | 5.6 | 13.0 | 2.5 | 6.5 | 6.8 | 6.2 | 94 | 64 | 91 | C | 0 | S | 1 | C | 0 | $10^1$ | $2^1$ | $5^1$ | **20.7** | $\equiv^1$ 1; ⊽ III [2p |
| 27 | 59.3 | 57.8 | 58.8 | 3.0 | 11.6 | 5.6 | 12.0 | 1.5 | 5.2 | 5.3 | 5.7 | 92 | 52 | 83 | C | 0 | S | 1 | S | 1 | 0 | 0 | 0 | — | ⌙$^1$ am |
| 28 | 60.2 | 58.4 | 60.2 | 0.0 | 10.0 | 4.5 | 10.5 | -1.0 | 4.4 | 5.5 | 4.9 | 96 | 60 | 78 | C | 0 | S | 3 | C | 0 | $2^0$ | 0 | 0 | — | ⌙$^2$ am |
| 29 | 61.4 | 59.8 | 59.4 | 3.8 | 10.6 | 2.3 | 11.0 | **-3.0** | 5.5 | 4.9 | 5.1 | 91 | **51** | 95 | C | 0 | SW | 1 | N | 2 | 0 | $2^1$ | $10^2$ | — | ● 6p30; ⌙$^2$ am |
| 30 | 63.6 | 63.8 | **64.7** | 1.4 | 6.2 | 1.6 | 7.5 | 0.0 | 4.4 | 4.6 | **3.8** | 87 | 65 | 74 | C | 0 | SW | 2 | S | 1 | $10^1$ | $3^1$ | 0 | 5.2 | ⌙$^2$ |
| Pro. Mit. | 56.6 | 55.5 | 56.4 | 7.2 | 12.6 | 8.5 | 15.1 | 4.9 | 6.9 | 8.0 | 7.4 | 90 | 74 | 89 | | 0.5 | | 1.1 | | 0.7 | 7.6 | 5.8 | 6.2 | 65.0 | |

**PUNTA CARRANZA** (H = 30 m) **JUNIO 1912** φ = 35° 36′ S λ = 72° 38′ $C_g$ =

| | | | | | | | | | | | | | | | | | | | | | | | | | |
|---|---|---|---|---|---|---|---|---|---|---|---|---|---|---|---|---|---|---|---|---|---|---|---|---|---|
| 1 | 63.5 | 60.7 | 58.4 | 12.2 | 14.0 | 12.0 | 15.5 | 9.0 | 9.1 | 10.3 | 8.9 | 87 | 87 | 96 | ESE | 2 | SW | 2 | SSW | 3 | 0 | 0 | $3^0$ | — | |
| 2 | 55.7 | 54.9 | 57.1 | 13.0 | 14.4 | 13.4 | **16.6** | 10.0 | 10.1 | 10.0 | 9.6 | 91 | 83 | 85 | SSW | 2 | NE | 1 | NE | 3 | $1^0$ | $2^0$ | $10^0$ | — | |
| 3 | 56.9 | 57.2 | 57.8 | 13.0 | 13.6 | 12.4 | 15.0 | 11.0 | 10.6 | 10.5 | 10.0 | 96 | 92 | 94 | NE | 4 | NE | 6 | NE | 5 | $10^0$ | $10^1$ | $10^1$ | — | ●$^0$ 6p30-MN |
| 4 | 57.7 | 58.3 | 59.9 | 13.0 | 12.6 | 12.0 | 15.2 | 10.8 | 10.9 | 10.3 | 10.2 | 98 | 96 | 98 | NE | 5 | NE | 2 | NE | 2 | $10^1$ | $10^1$ | $6^1$ | 7.5 | ●$^1$ MN-3p20 |
| 5 | 62.1 | 62.2 | 64.2 | 10.2 | 15.0 | 11.6 | 15.3 | 8.5 | 8.8 | 11.3 | 8.9 | 95 | 89 | 88 | ESE | 1 | WSW | 2 | SW | 2 | $4^0$ | $4^0$ | $4^0$ | 12.0 | |
| 6 | 61.1 | 57.3 | 57.2 | 10.8 | 13.6 | 12.8 | 15.2 | 8.0 | 7.7 | 8.5 | 9.2 | 81 | 73 | 85 | SSE | 3 | SW | 1 | NNE | 2 | $9^0$ | $10^0$ | $10^1$ | — | |
| 7 | 57.3 | 55.7 | 56.0 | 13.0 | 12.4 | 12.2 | 14.0 | 9.0 | 8.8 | 8.5 | 10.3 | 80 | 79 | 98 | NNE | 3 | NNE | 5 | N | 9 | $10^1$ | $10^2$ | $10^2$ | — | ●$^1$ I |
| 8 | 55.2 | **53.8** | 54.9 | 12.2 | 13.0 | 13.8 | 14.0 | 9.2 | 9.3 | 10.9 | 10.9 | 89 | 98 | 94 | NE | 7 | NNE | 5 | N | 3 | $10^2$ | $10^2$ | $10^2$ | **19.3** | ●$^1$ I |
| 9 | 55.4 | 56.3 | 60.4 | 13.0 | 14.2 | 13.2 | 14.5 | 11.0 | 10.1 | 10.7 | 9.7 | 91 | 90 | 87 | NNE | 2 | N | 2 | N | 2 | $10^1$ | $10^0$ | $3^0$ | 2.6 | ●$^0$ ch 2a-5a15; $\equiv^2$ |
| 10 | 65.1 | 63.7 | 64.4 | 12.6 | 14.0 | 10.0 | 15.0 | 8.0 | 8.8 | **11.4** | 8.0 | 82 | 96 | 87 | NNE | 2 | NNE | 1 | SE | 1 | $2^0$ | $2^0$ | 0 | — | |
| 11 | 63.7 | 62.5 | 62.7 | 10.0 | 14.0 | 9.6 | 15.0 | 5.5 | 7.0 | 10.0 | 7.7 | 76 | 85 | 87 | E | 2 | W | 1 | SSE | 1 | 0 | $2^0$ | 0 | — | |
| 12 | 62.1 | 61.1 | 61.1 | 11.0 | 13.2 | 13.0 | 13.5 | 7.2 | 8.6 | 9.7 | 9.8 | 87 | 87 | 89 | NE | 3 | NNE | 3 | W | 3 | $10^1$ | $10^1$ | $6^0$ | — | |
| 13 | 62.5 | 62.1 | 61.8 | 13.0 | 14.0 | 11.0 | 14.2 | 9.0 | 10.1 | 10.3 | 8.6 | 91 | 87 | 87 | NW | 1 | NNE | 1 | NNE | 1 | $10^2$ | $6^0$ | 0 | — | ‖$^0$ 8a10-9a; ≡ 3a-9 |
| 14 | 62.5 | 62.9 | 63.4 | 10.2 | 13.0 | 10.0 | 13.3 | 7.0 | 7.8 | 9.8 | 8.0 | 84 | 89 | 87 | NNE | 1 | N | 1 | SE | 2 | $9^0$ | $6^0$ | 0 | 3.0 | ●$^1$ 6a45-7a |
| 15 | 62.9 | 62.9 | 64.6 | 9.8 | 12.8 | 7.6 | 13.2 | 5.0 | 6.9 | 7.7 | 6.3 | 76 | 70 | 80 | SE | 2 | S | 2 | S | 2 | $10^1$ | 0 | 0 | — | |
| 16 | 63.8 | 63.0 | 62.9 | 9.6 | 13.0 | 11.0 | 13.2 | 5.3 | 7.4 | 8.6 | 8.6 | 84 | 77 | 87 | E | 2 | NE | 2 | ESE | 1 | $10^1$ | $10^1$ | 0 | 0.5 | ●$^0$ ch 6a30 |
| 17 | 62.3 | 60.3 | 59.2 | 11.0 | 14.2 | 11.2 | 15.2 | 8.5 | 6.9 | 10.2 | 8.7 | 70 | 85 | 88 | S | 2 | SW | 2 | SSW | 2 | $4^0$ | $5^0$ | 0 | — | |
| 18 | 58.1 | 57.4 | 57.8 | 10.8 | 14.8 | 12.2 | 14.9 | 9.0 | 7.7 | 5.6 | 9.8 | 81 | **45** | 94 | SSE | 2 | SSE | 3 | SSW | 2 | $4^0$ | $4^0$ | 0 | — | $\equiv^1$ 8a10-9a30, ≡ 9a |
| 19 | 60.3 | 59.0 | 59.0 | 11.0 | 13.2 | 12.0 | 14.3 | 9.3 | 8.6 | 9.7 | 9.4 | 87 | 87 | 91 | SSW | 2 | SW | 2 | SSW | 2 | $10^0$ | $2^0$ | 0 | — | |
| 20 | 60.3 | 61.0 | 62.2 | 13.0 | 14.0 | 12.6 | 14.5 | 8.5 | 5.0 | 9.2 | 8.1 | **45** | 78 | 75 | SE | 3 | N | 2 | NE | 2 | 0 | 0 | $10^1$ | — | |
| 21 | 63.4 | 61.1 | 60.3 | 12.8 | 13.0 | 11.6 | 13.5 | 10.0 | 8.4 | 8.6 | 8.2 | 77 | 77 | 80 | NE | 2 | NE | 2 | N | 1 | $10^1$ | $10^1$ | $10^1$ | — | |
| 22 | 61.2 | 57.8 | 57.1 | 10.8 | 10.6 | 10.8 | 12.0 | 6.5 | 7.5 | 8.8 | 9.2 | 77 | 93 | 95 | NNE | 1 | NE | 3 | NE | 4 | $10^1$ | $10^1$ | $10^2$ | — | ●$^2$ 8p40-MN |
| 23 | 56.4 | 54.0 | 55.1 | 11.0 | 12.8 | 13.0 | 13.3 | 7.6 | 8.6 | 10.0 | 8.1 | 87 | 91 | 73 | NE | 4 | NE | 4 | N | 6 | $10^0$ | $10^1$ | $10^1$ | 8.9 | ●$^2$ MN-1a, ●$^2$ ch |
| 24 | 61.7 | 59.4 | 56.3 | 12.0 | 13.0 | 12.0 | 13.8 | 9.5 | 6.8 | 8.6 | 8.7 | 65 | 77 | 84 | N | 4 | NE | 3 | NE | 2 | $10^1$ | $10^1$ | $10^1$ | 8.0 | ●$^1$ ch 1a |
| 25 | 56.2 | 59.2 | 62.2 | 11.6 | 14.0 | 10.0 | 14.2 | 8.5 | 8.2 | 9.2 | 8.0 | 80 | 78 | 87 | W | 6 | NW | 3 | SE | 1 | $10^2$ | $4^1$ | $2^0$ | 6.0 | ●$^2$ 3a50-10a, ●$^1$ ch |
| 26 | 63.5 | 61.5 | 62.7 | 12.8 | 12.2 | 10.4 | 13.0 | 5.5 | 9.2 | 7.8 | 6.9 | 85 | 74 | 74 | SE | 1 | SW | 2 | SW | 3 | $5^1$ | $3^1$ | $3^0$ | 6.0 | |
| 27 | 63.6 | 62.7 | 63.7 | 7.0 | 11.0 | 9.6 | 11.8 | 4.5 | 4.3 | 6.2 | 6.4 | 57 | 63 | 71 | SSE | 2 | SW | 3 | SW | 5 | 0 | $3^1$ | 0 | — | |
| 28 | 64.7 | 63.4 | 65.0 | 5.0 | 11.0 | 6.8 | 11.2 | 3.0 | 4.7 | 5.3 | 5.5 | 72 | 54 | 74 | SE | 2 | SW | 2 | SSE | 4 | 0 | $2^0$ | $2^0$ | — | |
| 29 | 66.0 | 62.6 | 63.8 | 4.4 | 11.0 | 8.2 | 12.0 | 2.7 | 4.8 | 7.4 | 4.6 | 77 | 75 | 57 | SE | 2 | SW | 2 | SW | 3 | 0 | $4^0$ | $5^0$ | — | ●$^1$ ch 6p10 |
| 30 | 67.9 | **69.8** | 69.5 | 3.0 | 8.0 | 4.0 | 8.8 | **0.7** | **8.7** | 4.7 | **8.7** | 66 | 59 | 61 | SE | 2 | SW | 2 | SW | 2 | 0 | 0 | 0 | 0.4 | |
| Pro. Mit. | 61.1 | 60.1 | 60.6 | 10.8 | 13.0 | 11.0 | 13,8 | 7.6 | 7.8 | 9.0 | 8.3 | 80 | 80 | 84 | | 2.6 | | 2.4 | | 2.7 | 6.2 | 5.6 | 4.4 | 74.2 | |

Barómetro reducido a 0°C y a gravedad normal.

Barometer reduciert auf 0°C und Norm

(1) ⌈ lej 2p5-2p15 N-S (relámpagos amarillos), cerca 3p55-5p45 S-W (relámpagos amarillos).

**…A** (H = 100 m) **JUNIO 1912** φ = 35° 25′ S λ = 71° 47′ W $h_a$ = 2.9 m

| …p. a la …emp. …mp. …reien C° …. Min. | Velocidad del viento Windgeschwindigkeit m/minuto 7a | 2p | 9p | km 9p-7a | 7a-2p | 2p-9p | 7a-7a | k/1h | Nubes (clase y dirección) Wolken (Art und Richtung) 7a | 2p | 9p | Agua caída Niederschlag mm 7a | 2p | 9p | Evaporación Verdunstung mm 7a | 2p | 9p | 7a-7a |
|---|---|---|---|---|---|---|---|---|---|---|---|---|---|---|---|---|---|---|
| 0 5.0 | 0 | 68 | 0 | 10.2 | 32.9 | 15.8 | 74.1 | 3.1 | str | | str | | | | 3.0 | 0.3 | 0.9 | 0.7 |
| 5 2.0 | 0 | 28 | 37 | 0.7 | 20.6 | 24.7 | 49.4 | 2.1 | str | ci N | ci N | | | | 0.1 | 0.0 | 0.2 | 1.3 |
| 0 1.2 | 70 | 108 | 40 | 34.5 | 36.8 | 23.5 | 79.8 | 3.3 | a-str N | a-str N | a-str N | | | | 0.5 | 0.5 | 0.4 | 0.7 |
| 0 7.5 | 0 | 0 | 0 | 77.7 | 4.8 | 14.6 | 138.0 | 5.8 | cu-ni N | cu-ni N | cu-ni N | | | | 0.1 | 0.4 | 0.0 | 1.0 |
| 0 7.5 | 0 | 0 | 0 | 11.1 | 12.5 | 3.1 | 30.5 | 1.3 | | a-cu | | | | | 0.2 | 0.2 | 0.1 | 0.6 |
| 5 3.0 | 36 | 75 | 46 | 16.3 | 14.2 | 19.6 | 31.9 | 1.3 | str | cu-ni N | cu-ni | | | | 0.1 | 0.0 | 0.2 | 0.4 |
| 5 6.0 | 36 | 0 | 137 | 40.2 | 19.3 | 52.0 | 74.0 | 3.1 | ni NW, a-str | a-str NW | a-str | | | | 0.2 | 0.3 | 0.4 | 0.4 |
| 0 10.0 | 128 | 240 | 161 | 77.5 | 53.7 | 107.4 | 148.8 | 6.2 | cu-ni N | cu-ni NW | cu-ni | | | | 0.3 | 0.5 | 0.6 | 1.0 |
| 5 11.0 | 119 | 54 | 0 | 23.4 | 41.3 | 44.3 | **184.5** | **7.9** | str-cu NW | cu-ni NNW | cu-ni | | | | 0.2 | 0.3 | 0.4 | 0.3 |
| 0 4.0 | 0 | 0 | 0 | 13.4 | 12.3 | 4.4 | 99.0 | 4.1 | cu SW | cu NNW | | | | | 0.2 | 0.4 | 0.3 | 0.9 |
| 0 0.0 | 0 | 35 | 0 | 0.4 | 10.7 | 8.7 | 17.1 | 0.7 | | a-cu SW | str | | | | 0.1 | 0.2 | 0.2 | 0.8 |
| 5 0.0 | 0 | 171 | 35 | 2.9 | 22.0 | 19.8 | 22.3 | 0.9 | fr-cu WSW | ci-cu N | str | | | | 0.1 | 0.2 | 0.4 | 0.5 |
| 0 7.5 | 46 | 0 | 0 | 27.8 | 1.6 | 3.8 | 69.6 | 2.9 | a-str NW | a-str NW | a-str | | | | 0.2 | 0.2 | 0.4 | 0.8 |
| 0 5.5 | 0 | 0 | 0 | 13.1 | 3.0 | 21.2 | 18.5 | 0.8 | a-str W | a-cu WNW | | | | | 0.0 | 0.3 | 0.4 | 0.6 |
| 0 3.0 | 0 | 0 | 0 | 3.3 | 8.8 | 4.8 | 27.5 | 1.1 | a-str WNW | ci S | | | | | 0.0 | 0.4 | 0.4 | 0.7 |
| 0 2.0 | 0 | 0 | 46 | 11.8 | 7.9 | 2.1 | 25.4 | 1.1 | cu-ni N | cu-ni NW | cu-ni | | | | 0.0 | 0.4 | 0.1 | 0.8 |
| 5 5.0 | 35 | 88 | 0 | 17.7 | 23.4 | 12.2 | 27.7 | 1.2 | a-str S | a-str S | a-str | | | | 0.0 | 0.0 | 0.0 | 0.5 |
| 0 5.5 | 0 | 0 | 0 | 4.1 | 0.8 | 3.5 | 39.7 | 1.7 | str | | str | | | | 0.1 | 0.1 | 0.2 | **0.1** |
| 0 4.0 | 0 | 121 | 0 | 0.2 | 11.0 | 16.2 | **4.5** | **0.2** | ci S | ci S | ci S | | | | 0.0 | 0.2 | 0.2 | 0.3 |
| 5 5.0 | 54 | 0 | 44 | 24.3 | 21.6 | 19.4 | 51.5 | 2.1 | a-str SW | ci-cu S | a-str | | | | 0.0 | 0.2 | 0.2 | 0.4 |
| 0 5.5 | 0 | 48 | 0 | 19.4 | 19.3 | 4.2 | 60.4 | 2.5 | a-str NW | a-cu SW | | | | | 0.0 | 0.4 | 0.2 | 0.4 |
| 0 3.0 | 0 | 60 | 80 | 5.0 | 37.3 | 48.6 | 28.5 | 1.2 | a-str NW | a-str WNW | a-str | | | | 0.0 | 0.4 | 0.3 | 0.6 |
| 0 5.0 | 0 | 186 | **321** | 18.5 | 28.7 | 42.1 | 104.4 | 4.3 | fr-cu NW | cu-ni N | cu-ni N | | | | 0.2 | 0.3 | 0.0 | 0.9 |
| 0 6.0 | 120 | 54 | 0 | 19.0 | 63.1 | 10.4 | 89.8 | 3.7 | fr-str NW | a-str SW | a-str | | | | 0.1 | 1.0 | 0.4 | 0.4 |
| 0 7.0 | 210 | 85 | 0 | 66.4 | 57.0 | 48.7 | 139.9 | 5.8 | cu-ni N | cu-ni NW | cu-ni | | | | 0.2 | 0.3 | 0.3 | **1.6** |
| 0 1.5 | 0 | 84 | 0 | 1.0 | 21.8 | 9.4 | 106.7 | 4.4 | str | ci-cu SE | | | | | 0.0 | 0.4 | 0.3 | 0.6 |
| 0 0.0 | 0 | 78 | 44 | 12.1 | 25.8 | 35.0 | 43.3 | 1.8 | | | | | | | 0.1 | 0.3 | 0.3 | 0.8 |
| 0 -2.0 | 0 | 120 | 0 | 5.4 | 28.1 | 20.3 | 66.2 | 2.8 | ci S | | | | | | 0.0 | 0.4 | 0.3 | 0.6 |
| 0 **-3.5** | 0 | 48 | 134 | 5.3 | 22.8 | 36.7 | 53.7 | 2.2 | | ci-cu SW | str | | | | 0.2 | 0.3 | 0.2 | 0.9 |
| 0 -1.0 | 0 | 118 | 69 | 34.0 | 24.9 | 23.0 | 93.5 | 3.9 | a-str SE | a-cu S | | | | | 0.3 | 0.1 | 0.4 | 0.8 |
| 8 3.9 | 28 | 61 | 40 | 19.9 | 22.9 | 23.3 | 66.7 | 2.8 | | | | | | | 3.5 | 9.0 | 8.7 | 20.4 |

**…TA CARRANZA** (H = 30 m) **JUNIO 1912** φ = 35° 36′ S λ = 72° 38′ S $h_a$ = 2 m

| | | | | | | | | | | |
|---|---|---|---|---|---|---|---|---|---|---|
| 133 | 216 | 266 | 225.0 | 315.0 | 425.0 | 425.0 | 17.7 | | | fr-str, ci |
| 150 | 66 | 383 | 15.0 | 45.0 | 205.0 | 755.0 | 31.5 | fr-str | ci | cu-ni |
| 366 | 516 | 483 | 420.0 | 135.0 | 340.0 | 670.0 | 27.9 | ni | ni | ni |
| 466 | 183 | 216 | 120.0 | 195.0 | 285.0 | 595.0 | 24.8 | ni | ni | ni |
| 66 | 50 | 116 | 325.0 | 350.0 | 400.0 | 805.0 | 33.5 | cu | cu | cu |
| 250 | 166 | 133 | 5.0 | 75.0 | 130.0 | 755.0 | 31.5 | str | str | ni |
| 300 | 433 | **850** | 310.0 | 490.0 | 350.0 | 515.0 | 21.5 | cu, str | fr-ni | ni |
| 666 | 416 | 350 | 250.0 | 425.0 | 70.0 | 1090.0 | 45.4 | cu-ni | ni | ni |
| 216 | 166 | 133 | 200.0 | 275.0 | 330.0 | 695.0 | 29.0 | fr-ni, ci-cu | cu-ni, a-cu | cu |
| 166 | 116 | 50 | 425.0 | 480.0 | 5.0 | 1030.0 | 42.9 | fr-cu | fr-cu | |
| 133 | 50 | 100 | 80.0 | 105.0 | 150.0 | 565.0 | 23.5 | | a-cu | |
| 300 | 283 | 166 | 225.0 | 345.0 | 415.0 | 480.0 | 20.0 | cu-ni | cu-ni | cu-ni |
| 66 | 100 | 50 | 450.0 | 495.0 | 15.0 | **1210.0** | **50.4** | ni | a-cu | |
| 67 | 67 | 183 | 50.0 | 75.0 | 150.0 | 560.0 | 23.3 | cu-ni | ni | |
| 150 | 150 | 133 | 240.0 | 300.0 | 375.0 | 465.0 | 19.4 | ni | | |
| 133 | 233 | 67 | 450.0 | 45.0 | 75.0 | 1125.0 | 46.9 | ni, str | cu-ni | |
| 166 | 183 | 183 | 175.0 | 250.0 | 330.0 | **295.0** | **12.3** | a-cu | a-cu | |
| 183 | 367 | 116 | 435.0 | 90.0 | 140.0 | 1015.0 | 42.3 | a-cu | a-cu | |
| 233 | 200 | 167 | 275.0 | 360.0 | 370.0 | 505.0 | 21.0 | ci-str | str | |
| 317 | 150 | 200 | 55.0 | 115.0 | 200.0 | 785.0 | 32.7 | | | cu-ni |
| 233 | 167 | 83 | 340.0 | 410.0 | 475.0 | 655.0 | 27.3 | ni | cu-ni | cu-ni |
| 100 | 367 | 383 | 30.0 | 185.0 | 345.0 | 915.0 | 38.1 | cu-ni | cu-ni | ni |
| 400 | 483 | 600 | 80.0 | 280.0 | 30.0 | 610.0 | 25.4 | ni | cu-ni | cu-ni |
| 383 | 317 | 150 | 260.0 | 395.0 | 460.0 | 570.0 | 23.8 | cu-ni | cu-ni | cu-ni |
| 567 | 367 | 117 | 300.0 | 455.0 | 5.0 | 1155.0 | 48.1 | ni | cu | str |
| 50 | 150 | 250 | 35.0 | 95.0 | 200.0 | 495.0 | 20.6 | cu | cu | ci |
| 167 | 300 | 483 | 300.0 | 425.0 | 125.0 | 595.0 | 24.8 | | fr-cu | |
| 183 | 167 | 400 | 235.0 | 305.0 | 425.0 | 785.0 | 32.7 | | str-cu | fr-cu |
| 167 | 117 | 300 | 75.0 | 125.0 | 250.0 | 805.0 | 33.5 | | cu, a-cu | ni |
| 200 | 217 | 183 | 370.0 | 460.0 | 40.0 | 745.0 | 31.0 | | | |
| 232 | 225 | 243 | 225.2 | 270.0 | 237.2 | 722.3 | 30.1 | | | |

…observaciones se efectuaron según hora oficial de Chile (75° de long.)

Allen Beobachtungen nach chilenischer Einheitszeit (75° Länge).

**PUNTA TUMBES** (H = 90 m) **JUNIO 1912** φ = 36° 36′ S λ = 73° 06′ W $C_g$ =

| Dia Tag | Barómetro Barometer 700 mm + | | | Temperatura del aire Lufttemperatur C° | | | | | Humedad absoluta Absolute Feuchtigkeit mm | | | Humedad relativa Relative Feuchtigkeit % | | | Dirección y fuerza del viento Richtung und Stärke des Windes 0—12 B | | | Nebulosidad Bewölkung 0—10 | | | Agua caída Niederschlag mm | Notas Bemerkungen |
|---|---|---|---|---|---|---|---|---|---|---|---|---|---|---|---|---|---|---|---|---|---|---|
| | 7a | 2p | 9p | 7a | 2p | 9p | Max. | Min. | 7a | 2p | 9p | 7a | 2p | 9p | 7a | 2p | 9p | 7a | 2p | 9p | 7a - 7a | |
| 1 | 58.9 | 57.3 | 55.3 | 10.2 | 15.0 | 13.0 | 15.6 | 9.4 | 9.3 | **11.3** | 9.3 | 00 | 89 | 85 | SE 3 | SE 3 | S 3 | $2^1$ | $1^1$ | 2 | | ⌓ |
| 2 | 50.3 | 49.9 | 51.8 | 13.4 | 13.8 | 11.8 | 16.3 | 11.0 | 8.3 | 11.2 | 10.1 | 73 | 96 | 98 | SE 2 | SW 3 | NW 4 | $10^1$ | $2^1$ | $10^1$ | | |
| 3 | 51.6 | 50.8 | 50.0 | 12.0 | 12.8 | 12.2 | 13.6 | 10.0 | 10.2 | 11.0 | 10.1 | 98 | 00 | 96 | N 6 | N 7 | N 8 | $10^2$ | $10^2$ | $10^2$ | | ● 0p20-8p30 |
| 4 | 53.0 | 53.7 | 55.5 | 12.3 | 12.6 | 12.0 | 13.6 | 11.2 | 10.7 | 10.6 | 10.2 | 00 | 98 | 98 | N 3 | NNW 2 | C 0 | $2^1$ | $10^2$ | 6 | | ≡ 7a40-9a20 |
| 5 | 58.2 | 59.5 | 59.9 | 11.4 | 13.0 | 11.6 | 14.2 | 10.0 | 10.1 | 10.9 | 9.4 | 00 | 98 | 94 | N 3 | S 1 | S 1 | $10^2$ | $8^2$ | $2^0$ | | |
| 6 | 57.4 | 53.5 | 52.1 | 8.4 | 12.0 | 10.8 | 12.6 | 7.2 | 7.8 | 9.2 | 9.2 | 94 | 89 | 95 | NE 2 | SW 2 | S 1 | $5^2$ | $10^2$ | $10^2$ | | |
| 7 | 51.5 | 49.9 | 50.0 | 12.6 | 10.0 | 10.4 | 13.2 | 8.6 | 9.6 | 9.2 | 9.2 | 89 | 00 | 98 | NE 5 | N 5 | NW 6 | $10^2$ | $10^2$ | $10^2$ | | ● a interv 7a-MD |
| 8 | 48.2 | 47.0 | 49.2 | 12.6 | 13.0 | 12.8 | 13.0 | 7.0 | 10.9 | 11.2 | 10.8 | 00 | 00 | 98 | NE 3 | N 5 | NW 3 | $10^2$ | $10^2$ | $8^2$ | | ● MD-10p |
| 9 | 50.4 | 49.8 | 54.9 | 13.0 | 16.0 | 12.0 | **17.0** | 7.7 | 9.8 | 5.5 | 9.7 | 89 | **41** | 94 | NW 3 | W 7 | W 6 | $6^2$ | $6^2$ | 0 | | ● 2p-2p30, 5p10-6p; |
| 10 | 58.9 | 59.0 | 59.3 | 11.6 | 14.8 | 10.6 | 15.0 | 10.0 | 9.9 | 11.1 | 9.3 | 98 | 89 | 98 | N 3 | NNW 3 | N 3 | $5^2$ | $3^0$ | 0 | | [cana 2p50 |
| 11 | 58.7 | 57.8 | 57.8 | 10.4 | 12.8 | 11.8 | 14.8 | 9.4 | 9.4 | 10.4 | 9.3 | 00 | 95 | 91 | NNE 3 | N 2 | N 2 | $6^1$ | $8^1$ | $10^1$ | | |
| 12 | 56.0 | 54.3 | 56.3 | 12.6 | 12.5 | 12.0 | 13.0 | 11.0 | 10.9 | 10.8 | 10.2 | 00 | 00 | 98 | NW 4 | NW 6 | W 2 | $10^1$ | $10^2$ | $10^2$ | | ● 4a45-2p |
| 13 | 57.1 | 56.9 | 57.0 | 10.6 | 13.0 | 11.2 | 13.0 | 9.4 | 9.2 | 9.8 | 8.9 | 97 | 89 | 90 | W 1 | W 4 | W 4 | $6^2$ | $2^2$ | 0 | | ● 3a30-4a50 |
| 14 | 57.3 | 58.2 | 59.3 | 9.4 | 12.0 | 9.4 | 12.0 | 8.2 | 8.1 | 8.9 | 7.5 | 92 | 86 | 87 | SW 2 | W 3 | SW 2 | $8^1$ | $1^2$ | 0 | | ● 3a40-4a10 |
| 15 | 58.5 | 58.7 | 59.0 | 7.0 | 12.0 | 10.6 | 12.0 | 6.4 | 6.8 | 9.2 | 8.8 | 91 | 89 | 93 | SE 2 | SE 3 | SW 3 | $7^1$ | $1^0$ | 1 | | |
| 16 | 57.8 | 57.5 | 58.9 | 10.0 | 11.2 | 10.0 | 11.3 | 9.2 | 9.2 | 9.9 | 9.2 | 00 | 00 | 00 | N 6 | NW 2 | S 2 | $10^2$ | $10^2$ | 0 | | ● 5a30-2p |
| 17 | 58.6 | 56.4 | 55.9 | 8.4 | 12.6 | 12.4 | 14.4 | 6.8 | 7.1 | 9.6 | 8.1 | 87 | 89 | 76 | SE 3 | SW 2 | SW 3 | $4^1$ | $3^1$ | 0 | | |
| 18 | 53.4 | 52.4 | 53.9 | 12.0 | 11.8 | 11.0 | 13.0 | 9.8 | 8.0 | 9.8 | 9.5 | 76 | 96 | 97 | SE 2 | SW 3 | SW 3 | $6^1$ | $10^1$ | 0 | | |
| 19 | 56.1 | 55.6 | 55.1 | 10.4 | 13.2 | 10.4 | 14.4 | 9.6 | 8.9 | 9.7 | 7.7 | 95 | 87 | 82 | SE 3 | SW 3 | SW 4 | $8^1$ | 0 | 0 | | |
| 20 | 54.9 | 55.1 | 57.5 | 10.0 | 13.8 | 11.0 | 14.8 | 8.0 | 6.8 | 8.3 | 9.3 | 74 | 71 | 95 | S 1 | SW 3 | N 2 | $1^0$ | $1^0$ | $1^0$ | | |
| 21 | 57.3 | 56.2 | 55.3 | 10.4 | 11.6 | 10.6 | 13.3 | 9.8 | 8.9 | 8.2 | 8.6 | 95 | 80 | 91 | ENE 4 | NE 3 | N 2 | $9^1$ | $9^1$ | $10^1$ | | |
| 22 | 52.3 | 50.1 | 51.6 | 10.4 | 10.8 | 8.6 | 12.0 | 8.0 | 8.9 | 9.2 | 8.3 | 95 | 95 | 00 | N 4 | N 5 | NW 6 | $10^1$ | $10^1$ | $10^1$ | | ● 10a-8p |
| 23 | 50.5 | 47.8 | **46.9** | 10.6 | 12.0 | 10.4 | 12.4 | 5.0 | 9.3 | 9.7 | 9.4 | 98 | 94 | 00 | NNE 3 | NNE 7 | N 8 | $9^2$ | $10^2$ | $10^2$ | | ● 1p15-7p; ⌜ cerca |
| 24 | 55.0 | 52.8 | 54.3 | 9.6 | 12.4 | 12.4 | 13.4 | 7.4 | 7.7 | 9.2 | 8.5 | 87 | 87 | 79 | NW 8 | N 4 | N 5 | $10^2$ | $6^1$ | $10^1$ | | ● 7a-11p15 [3p30, N |
| 25 | 48.0 | 53.3 | 57.7 | 9,8 | 11.7 | 10.2 | 12.8 | 8.0 | 9.0 | 9.1 | 8.1 | 00 | 89 | 87 | NW 6 | W 6 | C 0 | $10^2$ | $8^1$ | $6^1$ | | ● 2a30-9a30 |
| 26 | 57.9 | 57.1 | 58.6 | 10.0 | 11.3 | 7.8 | 12.0 | 8.2 | 6.8 | 8.1 | 6.6 | 74 | 82 | 83 | NW 3 | WNW 3 | S 2 | $2^2$ | $2^1$ | $1^1$ | | |
| 27 | 59.8 | 59.3 | 60.3 | 7.7 | 11.0 | 7.6 | 11.0 | 6.6 | 6.6 | 7.8 | 6.7 | 85 | 80 | 86 | SSE 1 | SW 4 | SW 2 | $1^2$ | $1^2$ | $1^2$ | | |
| 28 | 60.8 | 60.2 | 60.9 | 6.0 | 10.0 | 7.2 | 10.4 | 4.4 | 5.8 | 7.7 | 6.1 | 84 | 84 | 80 | SSE 2 | SW 3 | S 2 | $2^2$ | $4^2$ | $1^2$ | | |
| 29 | 61.5 | 59.4 | 58.8 | 6.7 | 9.2 | 5.4 | 9.4 | 3.8 | 6.6 | 7.6 | 6.1 | 90 | 89 | 91 | S 1 | WNW 5 | SW 5 | $4^2$ | $6^2$ | $7^2$ | | ● 10a-10p30 |
| 30 | 64.2 | 65.1 | **65.8** | 2.0 | 7.0 | 3.6 | 8.6 | **0.6** | **8.8** | 7.3 | 5.0 | 71 | 96 | 85 | SE 2 | SE 2 | SE 1 | $1^1$ | $1^1$ | 0 | | |
| Pro. Mit. | 55.8 | 55.2 | 56.0 | 10.0 | 12.2 | 10.4 | 13.1 | 8.1 | 8.5 | 9.4 | 8.6 | 91 | 89 | 92 | 3.1 | 3.7 | 3.2 | 6.5 | 5.8 | 4.5 | | |

**CONCEPCION** (H = 15 m) **JUNIO 1912** φ = 36° 50′ S λ = 73° 03′ W $C_g$ = —

| | | | | | | | | | | | | | | | | | | | | | | |
|---|---|---|---|---|---|---|---|---|---|---|---|---|---|---|---|---|---|---|---|---|---|---|
| 1 | 65.8 | 62.9 | 62.2 | 11.0 | 16.4 | 11.2 | 18.5 | 10.0 | 9.4 | 10.7 | 8.9 | 95 | 77 | 90 | S 1 | S 2 | SW 1 | 10 | 0 | 0 | 5.0 | ●$^0$ a |
| 2 | 58.0 | 56.2 | 58.2 | 7.4 | 19.6 | 12.0 | **19.8** | 7.0 | 7.3 | 9.9 | 10.0 | 95 | 58 | 96 | C 0 | S 1 | S 1 | 0 | 0 | 0 | — | |
| 3 | 58.1 | 57.9 | 59.0 | 11.8 | 12.0 | 12.2 | 13.8 | 12.2 | 9.0 | 9.9 | 9.9 | 87 | 94 | 93 | N 1 | N 4 | N 4 | 10 | 10 | 10 | — | ●$^2$ n |
| 4 | 59.4 | 61.8 | 62.0 | 12.4 | 13.2 | 11.8 | 14.5 | 11.0 | 10.0 | 10.4 | 9.6 | 93 | 91 | 93 | N 1 | N 3 | C 0 | 10 | 10 | 10 | **38.7** | ●$^1$ 8a50-11a, 9p |
| 5 | 64.4 | 64.5 | 65.8 | 10.8 | 14.2 | 10.4 | 16.5 | 8.0 | 9.2 | 10.1 | 8.5 | 95 | 84 | 91 | C 0 | NW 2 | SW 1 | 8 | 6 | 10 | 11.4 | ●$^1$ an |
| 6 | 64.0 | 59.1 | 58.7 | 7.6 | 12.8 | 9.4 | 14.0 | 7.0 | 7.4 | 8.9 | 8.0 | 95 | 81 | 90 | S 1 | SW 3 | NW 1 | 10 | 6 | 5 | — | |
| 7 | 58.0 | 57.2 | 57.2 | 11.8 | 10.4 | 11.2 | 12.8 | 9.4 | 6.5 | 8.8 | 9.3 | 65 | 93 | 93 | N 3 | N 5 | N 4 | 10 | 10 | 10 | — | ●$^1$ 9a20-MD |
| 8 | 56.9 | **54.0** | 55.9 | 13.0 | 14.2 | 12.6 | 14.8 | 11.0 | 10.7 | **11.1** | 9.7 | 96 | 92 | 89 | N 2 | N 2 | NW 2 | 10 | 10 | 10 | 20.4 | ●$^1$ a interv |
| 9 | 57.7 | 58.0 | 61.9 | 12.8 | 11.4 | 8.4 | 16.5 | 8.0 | 10.1 | 8.7 | 7.0 | 91 | 86 | 85 | C 0 | SW 2 | C 0 | 3 | 10 | 1 | 10.0 | |
| 10 | 65.7 | 66.2 | 66.2 | 9.0 | 15.0 | 8.2 | 15.8 | 6.5 | 8.2 | 10.6 | 7.5 | 95 | 83 | 92 | C 0 | NW 3 | C 0 | 10 | 8 | 4 | — | |
| 11 | 65.8 | 64.6 | 64.9 | 9 8 | 14.4 | 12.0 | 16.0 | 6.2 | 8.2 | 9.8 | 9.7 | 90 | 80 | 89 | N 1 | N 4 | C 0 | 8 | 10 | 9 | — | |
| 12 | 62.2 | 61.5 | 62.7 | 13.0 | 13.8 | 11.8 | 15.2 | 11.0 | 10.7 | 11.0 | 9.4 | 96 | 94 | 91 | N 1 | N 2 | C 0 | 10 | 10 | 10 | 3.1 | ●$^0$ a interv a, 10p-MN |
| 13 | 63.8 | 63.6 | 63.6 | 8.4 | 14.0 | 8.8 | 15.0 | 7.8 | 8.0 | 8.8 | 7.6 | 97 | 73 | 90 | C 0 | NW 2 | NW 1 | 8 | 8 | 10 | 8.1 | ● an |
| 14 | 63.5 | 64.7 | 66.3 | 8.0 | 13.6 | 7.4 | 14.8 | 7.0 | 7.8 | 7.6 | 7.3 | 97 | 65 | 95 | C 0 | SW 2 | C 0 | 7 | 4 | 0 | 2.5 | ● an |
| 15 | 65.5 | 65.1 | 65.3 | 6.0 | 13.4 | 11.0 | 14.8 | 5.5 | 6.4 | 7.3 | 9.2 | 92 | 63 | 94 | C 0 | S 1 | C 0 | 10 | 0 | 8 | — | |
| 16 | 64.8 | 63.9 | 65.0 | 10.4 | 11.6 | 9.8 | 12.8 | 8.0 | 9.2 | 9.9 | 8.8 | 98 | 97 | 98 | N 1 | N 2 | C 0 | 10 | 10 | 10 | 9.5 | ●$^2$ MN-0p20 |
| 17 | 65.6 | 62.9 | 62.2 | 6.2 | 15.2 | 8.5 | 17.0 | 5.8 | 6.9 | 8.9 | 8.0 | 97 | 69 | 96 | C 0 | SW 2 | C 0 | 10 | 8 | 0 | 15.8 | |
| 18 | 60.9 | 59.4 | 60.4 | 6.0 | 15.0 | 8.4 | 17.0 | 5.5 | 6.8 | 9.2 | 7.8 | 97 | 72 | 95 | C 0 | SW 2 | C 0 | 6 | 10 | 9 | — | |
| 19 | 62.9 | 63.4 | 62.5 | 8.4 | 16.2 | 9.8 | 18.5 | 7.5 | 8.0 | 10.1 | 8.4 | 97 | 73 | 93 | C 0 | S 2 | C 0 | 10 | 0 | 0 | — | |
| 20 | 61.9 | 62.3 | 64.1 | 4.8 | 15.6 | 6.0 | 17.0 | 3.5 | 6.3 | 7.3 | 6.8 | 97 | 55 | 97 | C 0 | SW 2 | NW 1 | 0 | 0 | 2 | — | ⌙ an |
| 21 | 64.8 | 63.2 | 63.0 | 9.8 | 12.6 | 10.0 | 14.0 | 6.0 | 7.8 | 8.6 | 7.7 | 86 | 78 | 83 | N 2 | N 3 | N 1 | 10 | 10 | 10 | — | |
| 22 | 59.8 | 57.9 | 58.4 | 10.4 | 11.4 | 10.0 | 13.5 | 8.7 | 8.3 | 9.4 | 8.6 | 88 | 93 | 94 | C 0 | N 2 | C 0 | 10 | 10 | 10 | — | ● a interv 8a-9p |
| 23 | 57.8 | 56.8 | 54.6 | 9.8 | 12.8 | 10.4 | 14.4 | 7.4 | 8.7 | 8.9 | 8.5 | 96 | 81 | 91 | N 2 | N 5 | N 3 | 10 | 10 | 10 | 16.3 | ●$^2$ 2a-10p |
| 24 | 61.5 | 60.8 | 57.6 | 10.0 | 13.4 | 10.2 | 15.0 | 9.0 | 7.0 | 7.9 | 7.8 | 76 | 69 | 84 | C 0 | N 1 | C 0 | 5 | 10 | 10 | 20.4 | ● n-9a10 |
| 25 | 54.6 | 59.2 | 64.0 | 9.6 | 13.0 | 8.5 | 13.5 | 8.2 | 8.3 | 9.0 | 7.8 | 93 | 81 | 94 | C 0 | SW 2 | C 0 | 10 | 9 | 10 | 22.4 | ● MN-11a20 |
| 26 | 64.4 | 63.8 | 65.9 | 5.2 | 10.6 | 5.4 | 14.5 | 4.8 | 6.5 | 7.6 | 6.6 | 98 | 79 | **99** | C 0 | S 2 | C 0 | 10 | 4 | 2 | 2.6 | |
| 27 | 67.4 | 65.9 | 67.3 | 1.0 | 11.8 | 9.0 | 14.5 | 0.6 | 4.8 | 6.5 | 7.7 | 98 | 63 | 90 | C 0 | S 2 | C 0 | 0 | 7 | 0 | — | ⌙ an |
| 28 | 67.8 | 66.5 | 66.5 | 0.8 | 11.4 | 5.0 | 14.2 | 0.4 | 4.7 | 6.5 | 5.0 | 96 | 65 | 86 | C 0 | S 2 | C 0 | 0 | 0 | 0 | — | ⌙ an |
| 29 | 68.4 | 66.4 | 66.4 | 0.2 | 8.4 | 4.0 | 12.8 | **0.0** | 4.6 | 7.0 | 5.2 | 98 | 85 | 85 | C 0 | SW 2 | C 0 | 4 | 10 | 1 | — | ● 3p-4p40; ⌙ an |
| 30 | 71.0 | 72.4 | **73.2** | 0.2 | 9.2 | 3.2 | 12.0 | **0.0** | 4.5 | **3.6** | 4.7 | 96 | **42** | 81 | C 0 | S 1 | C 0 | 0 | 0 | 0 | 2.0 | ⌙ an |
| Pro. Mit. | 62.7 | 62.1 | 62.7 | 8.2 | 13.2 | 9.2 | 15.1 | 6.8 | 7.7 | 8.8 | 8.0 | 93 | 77 | 91 | 0.5 | 2.4 | 0.7 | 7.3 | 6.7 | 5.7 | 188.2 | |

Barómetro reducido a 0°C y a gravedad normal.

Barometer reduciert auf 0°C und Normalsch

**TA TUMBES** (H = 90 m) **JUNIO 1912** φ = 36° 36′ S λ = 73° 06′ W $h_a$ = —

| p. a la emp. emp. Freien C x. Min. | Velocidad del viento Windgeschwindigkeit m/minuto 7a | 2p | 9p | km 9p-7a | 7a-2p | 2p-9p | 7a-7a | k/1h | Nubes (clase y dirección) Wolken (Art und Richtung) 7a | 2p | 9p | Agua caída Niederschlag mm 7a | 2p | 9p | Evaporación Verdunstung mm 7a | 2p | 9p | 7a-7a |
|---|---|---|---|---|---|---|---|---|---|---|---|---|---|---|---|---|---|---|
| | | | | | | | | | str,ci | str | ci | | | | | | | |
| | | | | | | | | | | str | str | | | | | | | |
| | | | | | | | | | ni | ni | ni | | | | | | | |
| | | | | | | | | | str N, ci | str N | fr-ni | | | | | | | |
| | | | | | | | | | str N | str N | ci | | | | | | | |
| | | | | | | | | | str W | str W | str W | | | | | | | |
| | | | | | | | | | fr-ni | fr-ni | ni | | | | | | | |
| | | | | | | | | | fr-ni | fr-ni | fr-ni | | | | | | | |
| | | | | | | | | | cu-ni | ni W | | | | | | | | |
| | | | | | | | | | ci | ci | | | | | | | | |
| | | | | | | | | | fr cu | a-cu | str | | | | | | | |
| | | | | | | | | | fr-ni NW | ni NW | ni W | | | | | | | |
| | | | | | | | | | fr-ni SW | fr-ni | | | | | | | | |
| | | | | | | | | | fr-ni | cu | | | | | | | | |
| | | | | | | | | | a-cu SW | ci | str | | | | | | | |
| | | | | | | | | | ni N | ni N | | | | | | | | |
| | | | | | | | | | fr-str, ci | a-str | | | | | | | | |
| | | | | | | | | | fr-str | a-str | | | | | | | | |
| | | | | | | | | | str | | | | | | | | | |
| | | | | | | | | | ci | fr-str | ci | | | | | | | |
| | | | | | | | | | cu, str, ci-cu | fr-str | a-str | | | | | | | |
| | | | | | | | | | cu, str | cu, str | ni NW | | | | | | | |
| | | | | | | | | | ni NW | ni | ni NNE | | | | | | | |
| | | | | | | | | | ni | cu, str | a-str | | | | | | | |
| | | | | | | | | | ni N | fr-ni W | a-str NW | | | | | | | |
| | | | | | | | | | cu-ni | cu, str | cu | | | | | | | |
| | | | | | | | | | cu | cu NW | cu | | | | | | | |
| | | | | | | | | | cu | cu | cu | | | | | | | |
| | | | | | | | | | str | ni WNW | ni W | | | | | | | |
| | | | | | | | | | str | ci | | | | | | | | |

**ICEPCION** (H = 15 m) **JUNIO 1912** φ = 36° 50′ S λ = 73° 03′ W $h_a$ = 15 m

| | | | | | | | | | | | | | | | | | | |
|---|---|---|---|---|---|---|---|---|---|---|---|---|---|---|---|---|---|---|
| 25 | 100 | 35 | 10.6 | 37.4 | 35.9 | 114.0 | 4.8 | ni | | | 1.4 | — | — | 0.0 | 0.6 | 0.6 | 1.3 |
| 0 | 75 | 40 | 9.4 | 21.7 | 75.0 | 82.7 | 3.4 | | | | — | — | — | 0.1 | 1.1 | 0.1 | 1.3 |
| 90 | 270 | 300 | 13.6 | 100.2 | 189.9 | 110.3 | 4.6 | ni | ni | ni | — | — | 13.0 | 0.1 | 0.6 | 0.2 | 1.3 |
| 75 | 180 | 20 | 106.6 | 81.6 | 77.4 | **396.7** | **16.5** | ni | ni | ni | 25.7 | 8.6 | — | 0.0 | 0.2 | 0.1 | 0.8 |
| 0 | 150 | 75 | 22.2 | 48.0 | 113.9 | 181.2 | 7.5 | cu-ni | str | str | 2.8 | — | — | 0.0 | 0.5 | 0.3 | 0.3 |
| 60 | 200 | 90 | 10.6 | 60.3 | 70.4 | 172.5 | 7.2 | str | str | str | — | — | — | 0.0 | 1.0 | 0.7 | 0.8 |
| 180 | **350** | 270 | 65.6 | 159.1 | 70.0 | 196.3 | 8.2 | ni | ni | ni | — | 3.2 | 5.2 | 0.1 | 0.1 | 0.3 | **1.8** |
| 120 | 170 | 100 | 63.2 | 66.2 | 89.6 | 292.3 | 12.2 | ni | ni | ni | 12.0 | 7.9 | 2.1 | 0.0 | 0.1 | 0.0 | 0.4 |
| 0 | 120 | 0 | 33.4 | 77.6 | 25.4 | 189.2 | 7.9 | str-cu | str-cu | str-cu | — | — | — | 0.0 | 0.1 | 0.2 | 0.1 |
| 20 | 170 | 0 | 13.3 | 55.6 | 67.4 | 116.3 | 4.8 | str | str | | — | — | — | 0.0 | 0.4 | 0.2 | 0.3 |
| 70 | 250 | 20 | 8.2 | 63.2 | 66.2 | 131.2 | 5.5 | ci-cu | a-str | ci-cu | — | — | — | 0.0 | 0.6 | 0.4 | 0.6 |
| 85 | 100 | 20 | 23.0 | 33.0 | 35.0 | 152.4 | 6.3 | ni | ni | ni | 3.1 | 3.2 | — | 0.0 | 0.0 | 0.2 | 1.0 |
| 20 | 120 | 50 | 5.5 | 42.8 | 55.6 | 73.5 | 3.1 | str-cu | str | ni | 4.9 | — | — | 0.0 | 0.2 | 0.1 | 0.2 |
| 15 | 100 | 0 | 10.6 | 20.2 | 29.6 | 109.0 | 4.5 | a-str | cu | | 2.5 | — | — | 0.0 | 0.4 | 0.2 | 0.3 |
| 0 | 75 | 20 | 14.4 | 24.0 | 45.6 | 64.2 | 2.7 | ci-cu | | str | — | — | — | 0.0 | 1.0 | 0.5 | 0.6 |
| 75 | 150 | 0 | 10.4 | 20.6 | 31.9 | 80.0 | 3.3 | ni | ni | ni | 9.5 | 15.8 | — | 0.0 | 0.0 | 0.0 | 1.5 |
| 0 | 100 | 0 | 10.9 | 29.9 | 36.0 | 63.4 | 2.6 | a-str | a-str | | — | — | — | 0.0 | 0.5 | 0.4 | **0.0** |
| 0 | 90 | 0 | 5.8 | 26.4 | 33.0 | 71.7 | 3.0 | str | a-str | str | — | — | — | 0.1 | 0.7 | 0.1 | 1.0 |
| 0 | 95 | 0 | 8.3 | 32.8 | 30.8 | 67.7 | 2.8 | a-str | | | — | — | — | 0.0 | 0.8 | 0.4 | 0.8 |
| 0 | 130 | 35 | 6.8 | 34.2 | 53.5 | 70.4 | 2.9 | | | | — | — | — | 0.0 | 1.1 | 0.7 | 1.2 |
| 100 | 170 | 90 | 20.4 | 70.0 | 43.4 | 108.1 | 4.5 | str | str | str | — | — | — | 0.0 | 0.7 | 0.9 | **1.8** |
| 0 | 130 | 0 | 16.1 | 39.0 | 70.0 | 129.5 | 5.4 | ni | ni | ni | — | 2.4 | 11.2 | 0.1 | 0.2 | 0.1 | 1.7 |
| 120 | **350** | 175 | 20.2 | 96.3 | 114.0 | 129.2 | 5.4 | ni | ni | ni | 2.7 | 0.0 | 9.2 | 0.0 | 0.2 | 0.0 | 0.3 |
| 0 | 90 | 0 | 65.8 | 28.4 | 44.0 | 276.1 | 11.5 | cu | ni | ni | 11.2 | 3.8 | — | 0.0 | 0.5 | 0.8 | 0.2 |
| 0 | 120 | 0 | 24.4 | 60.6 | 47.4 | 96.8 | 4.0 | ni | ni | cu-ni | 18.6 | 2.6 | — | 0.0 | 0.2 | 0.2 | 1.3 |
| 0 | 120 | 0 | 14.2 | 28.5 | 70.0 | 122.2 | 5.1 | a-str | cu | cu | — | — | — | 0.1 | 0.6 | 0.0 | 0.5 |
| 0 | 100 | 25 | 10.7 | 27.8 | 48.6 | 109.2 | 4.6 | | cu | | — | — | — | 0.0 | 0.3 | 0.3 | 0.6 |
| 0 | 120 | 0 | 69.6 | 25.1 | 20.0 | 146.0 | 6.1 | | | | — | — | — | 0.1 | 0.7 | 0.2 | 0.7 |
| 0 | 120 | 0 | 8.4 | 30.8 | 25.2 | **53.5** | **2.2** | ci-cu | ni | ni | — | — | 2.0 | 0.0 | 0.3 | 0.0 | 0.9 |
| 0 | 90 | 0 | 12.3 | 32.0 | 31.0 | 68.3 | 2.8 | | | | — | — | — | 0.0 | 1.2 | 0.4 | 0.3 |
| 35 | 147 | 46 | 23.8 | 49.1 | 58.2 | 132.5 | 5.5 | | | | 94.4 | 47.5 | 42.7 | 0.7 | 14.9 | 8.6 | 23.9 |

s observaciones se efectuaron según hora oficial de Chile (75° de long.)

Alle Beobachtungen nach chilenischer Einheitszeit (75° Länge).

**CONTULMO** (H = 50 m) **JUNIO 1912** φ = 38° 02′ S λ = 73° 12′ W $C_g$ = —0

| Día Tag | Barómetro Barometer 700 mm + 7a | 2p | 9p | Temperatura del aire Lufttemperatur C° 7a | 2p | 9p | Max. | Min. | Humedad absoluta Absolute Feuchtigkeit mm 7a | 2p | 9p | Humedad relativa Relative Feuchtigkeit % 7a | 2p | 9p | Dirección y fuerza del viento Richtung und Stärke des Windes 0—12 B 7a | | 2p | | 9p | | Nebulosidad Bewölkung 0—10 7a | 2p | 9p | Agua caída Niederschlag mm 7a-7a | Notas Bemerkungen |
|---|---|---|---|---|---|---|---|---|---|---|---|---|---|---|---|---|---|---|---|---|---|---|---|---|---|
| 1 | 64.7 | 63.0 | 62.2 | 14.7 | 18.1 | 11.8 | | | **12.0** | 10.2 | 8.6 | 97 | 66 | 84 | S | 4 | SE | 3 | SE | 4 | 8 | 1 | 1 | 1.2 | ● 2a-7a |
| 2 | 57.5 | 54.6 | 56.2 | 12.0 | 21.7 | 7.7 | | | 6.5 | 10.9 | 7.5 | 63 | 57 | 96 | S | 5 | S | 3 | S | 3 | 0 | 1 | 2 | — | ∪ 8p30 |
| 3 | 56.0 | 55.9 | 55.4 | 9.2 | 12.1 | 11.4 | | | 8.0 | 9.4 | 9.4 | 92 | 90 | 95 | NW | 3 | NW | 3 | NW | 5 | 10 | 10 | 10 | — | ● 1p15-MN; ⌓ |
| 3 | 57.8 | 58.3 | 60.3 | 11.4 | 15.3 | 10.9 | | | 9.6 | 10.6 | 9.5 | 96 | 82 | 98 | NW | 2 | NW | 2 | NW | 2 | 6 | 6 | 10 | 12.4 | ● a interv MN-MN; ∩ |
| 5 | 62.4 | 63.6 | 64.8 | 9.1 | 12.1 | 7.0 | | | 8.4 | 8.4 | 7.2 | 98 | 80 | 96 | NW | 2 | NW | 4 | NW | 3 | 9 | 8 | 0 | 4.0 | ● a interv MN-9p |
| 6 | 63.3 | 60.2 | 56.5 | 8.6 | 13.3 | 7.6 | | | 6.7 | 8.4 | 6.8 | 81 | 74 | 88 | SE | 5 | S | 3 | S | 3 | 4 | 10 | 10 | 14.2 | ⌓ |
| 7 | 54.8 | 53.1 | 54.1 | 13.4 | 14.0 | 13.3 | | | 5.8 | 7.6 | 9.3 | 51 | 64 | 82 | NW | 5 | NW | 5 | NW | 5 | 7 | 9 | 10 | 0.5 | ● a interv MN-8p30 |
| 8 | 52.0 | **50.3** | 53.2 | 13.4 | 13.8 | 11.9 | | | 9.7 | 9.0 | 8.9 | 86 | 77 | 86 | NW | 5 | NW | 6 | NW | 5 | 10 | 10 | 10 | 17.0 | ● a interv 1a-8p40 |
| 9 | 54.2 | 54.1 | 58.1 | 11.9 | 10.5 | 10.1 | | | 8.0 | 7.7 | 7.5 | 77 | 81 | 80 | NW | 5 | NW | 4 | NW | 5 | 9 | 10 | 6 | 13.8 | ● MN-1a30, ●² 11a- |
| 10 | 62.1 | 63.6 | 63.1 | 9.4 | 14.2 | 11.8 | | | 7.9 | 8.0 | 7.6 | 89 | 66 | 74 | NW | 4 | NW | 3 | NW | 3 | 10 | 8 | 10 | 26.4 | ● a interv MN-7p30, △ |
| 11 | 61.9 | 61.2 | 61.8 | 11.8 | 13.3 | 13.2 | | | 8.8 | 9.9 | 9.6 | 86 | 88 | 86 | NW | 4 | NW | 5 | NW | 5 | 10 | 10 | 10 | 4.5 | ● a interv 6a10-MN |
| 12 | 59.4 | 58.6 | 60.4 | 12.6 | 13.3 | 10.5 | | | 8.6 | 8.6 | 8.0 | 80 | 76 | 85 | NW | 4 | NW | 5 | NW | 3 | 10 | 10 | 10 | 15.8 | ● a interv MN-9a |
| 13 | 61.4 | 61.2 | 61.6 | 8.0 | 13.8 | 8.1 | | | 7.7 | 7.5 | 7.6 | 96 | 63 | 94 | W | 2 | W | 4 | W | 3 | 8 | 4 | 9 | 5.7 | ● 1a55-5a, a interv 9a- |
| 14 | 61.9 | 62.6 | 64.5 | 6.2 | 12.9 | 4.7 | | | 6.8 | 7.0 | 6.1 | 96 | 64 | 96 | W | 3 | SW | 5 | SW | 3 | 4 | 7 | 6 | 8.9 | ● MN-11a, a interv 0p |
| 15 | 63.9 | 63.1 | 62.6 | 3.3 | 15.1 | 10.5 | | | 5.7 | 7.4 | 6.5 | 98 | 58 | 69 | W | 2 | SW | 4 | SW | 5 | 4 | 5 | 10 | 4.9 | ● 9p50-MN |
| 16 | 61.0 | 62.1 | 64.0 | 10.2 | 11.8 | 8.1 | | | 8.7 | 9.2 | 7.8 | 94 | 90 | 98 | W | 2 | W | 2 | W | 3 | 10 | 6 | 2 | 19.5 | ●² MN-7a, 9a20-1p |
| 17 | 64.5 | 63.3 | 61.6 | 6.0 | 16.0 | 7.5 | | | 6.4 | 8.2 | 7.2 | 91 | 60 | 93 | S | 4 | SW | 4 | S | 3 | 2 | 2 | 0 | 2.8 | ⌓ |
| 18 | 59.9 | 58.4 | 59.8 | 5.7 | 16.3 | 10.0 | | | 6.5 | 9.0 | 8.4 | 96 | 65 | 92 | SW | 3 | W | 4 | W | 3 | 4 | 6 | 10 | — | ⌓ |
| 19 | 62.8 | 62.4 | 62.3 | 9.9 | 14.7 | 8.9 | | | 8.9 | 8.1 | 6.6 | 98 | 64 | 77 | W | 4 | SE | 4 | SE | 5 | 6 | 2 | 0 | — | ⌓ |
| 20 | 61.1 | 60.5 | 62.6 | 4.7 | 17.9 | 4.6 | | | 5.1 | 9.3 | 5.9 | 79 | 61 | 94 | SE | 4 | SE | 3 | SE | 4 | 1 | 2 | 0 | — | ⌓ |
| 21 | 62.5 | 61.1 | 60.0 | 0.9 | 11.9 | 7.9 | | | 4.7 | 7.3 | 7.2 | 96 | 71 | 90 | W | 2 | W | 3 | W | 3 | 3 | 8 | 10 | — | ⌓ |
| 22 | 57.0 | 54.8 | 57.0 | 9.0 | 10.4 | 8.0 | | | 8.2 | 8.8 | 7.3 | 96 | 94 | 92 | NW | 3 | NW | 4 | NW | 4 | 10 | 10 | 10 | 7.1 | ● 5a20-MN; ∪ 5p30 |
| 23 | 56.4 | 52.3 | 50.9 | 6.1 | 14.7 | 9.7 | | | 6.1 | 6.7 | 6.3 | 87 | 53 | 70 | W | 2 | NW | 3 | N | 5 | 3 | 8 | 10 | 23.9 | ● 7a, 3p10-MN; ⌐ le |
| 24 | 57.9 | 58.5 | 54.7 | 9.7 | 12.3 | 11.7 | | | 7.2 | 7.0 | 5.4 | 80 | 66 | 53 | W | 5 | NW | 4 | NW | 6 | 10 | 10 | 10 | 15.2 | ● MN-9a, 9p10-MN |
| 25 | 51.9 | 56.0 | 62.3 | 6.9 | 11.4 | 7.0 | | | 7.1 | 11.8 | 6.9 | 96 | 78 | 92 | NW | 3 | W | 6 | W | 3 | 10 | 8 | 6 | **34.9** | ●² MN-7a, ●⁰ 7a30- |
| 26 | 61.9 | 62.1 | 63.6 | 3.7 | 9.7 | 2.8 | | | 5.7 | 7.3 | 5.4 | 95 | 83 | 96 | W | 3 | W | 3 | SW | 2 | 10 | 10 | 0 | 10.0 | ● 1a10-MN; ∪ 6p15 |
| 27 | 64.2 | 64.4 | 65.7 | 4.1 | 10.8 | 2.9 | | | 5.8 | 6.5 | 5.4 | 95 | 68 | 96 | W | 4 | SW | 3 | S | 4 | 10 | 3 | 0 | 19.3 | ● MN-11p30; ∪ 5p4 |
| 28 | 66.1 | 64.7 | 65.9 | 1.8 | 11.4 | 1.8 | | | 4.8 | 5.9 | 5.1 | 91 | 58 | 96 | SE | 3 | SE | 3 | S | 3 | 3 | 6 | 0 | 2.6 | ⌐; ∪ 5p30 |
| 29 | 65.7 | 62.8 | 65.4 | 3.0 | 6.2 | 2.6 | | | 5.3 | 6.0 | 3.7 | 93 | 86 | 67 | S | 3 | S | 5 | S | 5 | 10 | 10 | 6 | 1.4 | ● 3a50-5p50, △ 0p20 |
| 30 | 69.7 | 70.1 | **71.1** | -1.4 | 8.2 | 0.7 | | | **3.0** | 3.4 | 4.0 | 72 | **41** | 82 | E | 4 | E | 4 | E | 4 | 0 | 0 | 0 | 12.6 | ⌐; ⊠ en las alturas |
| Pro. Mit. | 60.5 | 59.9 | 60.7 | 7.8 | 13.2 | 8.2 | | | 7.1 | 8.2 | 7.1 | 88 | 71 | 86 | | 3.5 | | 3.8 | | 3.8 | 6.7 | 6.7 | 5.9 | 278.6 | |

**ISLA MOCHA (W)** (H = 20 m) **JUNIO 1912** φ = 38° 21′ S λ = 73° 58′ W $C_g$ = —

| | | | | | | | | | | | | | | | | | | | | | | | | | |
|---|---|---|---|---|---|---|---|---|---|---|---|---|---|---|---|---|---|---|---|---|---|---|---|---|---|
| 1 | 67.2 | 66.0 | 64.7 | 12.0 | 12.8 | 11.8 | 13.1 | 8.1 | 8.9 | 9.0 | 8.0 | 86 | 82 | 78 | NE | 1 | S | 1 | S | 1 | 10 | 4 | 0 | 1.6 | |
| 2 | 58.8 | 55.2 | 56.0 | 11.0 | 12.4 | 12.0 | 14.0 | 9.0 | 8.6 | 10.0 | 8.6 | 87 | 94 | 83 | S | 1 | S | 2 | S | 2 | 0 | 0 | 0 | — | ∞ am (baja) |
| 3 | 56.2 | 56.3 | 56.7 | 12.7 | 12.3 | 11.9 | 13.6 | 9.9 | 8.6 | 9.0 | 8.3 | 80 | 86 | 80 | N | 2 | N | 5 | N | 3 | 10 | 10 | 10 | 1.1 | ●⁰ 1a35-8p55; ⟋ 6a-2 |
| 4 | 59.2 | 59.4 | 62.2 | 13.0 | 13.0 | 12.8 | **16.0** | 11.0 | 10.4 | **11.2** | 9.8 | 94 | 00 | 90 | N | 2 | N | 2 | N | 1 | 10 | 10 | 10 | 4.0 | ≡ 7a14-6p, ≡ 8p-NM |
| 5 | 64.4 | 65.4 | 67.3 | 12.5 | 12.2 | 11.9 | 14.0 | 10.8 | 9.4 | 9.1 | 9.2 | 88 | 87 | 90 | N | 1 | N | 1 | N | 1 | 10 | 10 | 10 | 0.2 | ≡ MN-5a15, ≡ 5a20-1 |
| 6 | 64.9 | 61.4 | 57.0 | 10.4 | 11.7 | 10.0 | 14.0 | 10.0 | 8.9 | 10.0 | 9.2 | 95 | 98 | 00 | NW | 1 | NW | 1 | N | 1 | 5 | 10 | 10 | — | |
| 7 | 54.3 | 52.4 | 54.1 | 11.2 | 12.0 | 13.0 | 13.7 | 9.9 | 8.4 | 9.1 | 11.2 | 85 | 88 | 00 | N | 5 | N | 5 | N | 2 | 10 | 10 | 10 | 3.2 | ●⁰ ch 2a33, ●² 2a55 |
| 8 | 52.5 | **50.1** | 53.3 | 12.6 | 13.4 | 13.0 | 15.0 | 11.0 | 10.1 | 10.7 | 8.8 | 93 | 94 | 80 | N | 1 | NW | 1 | S | 1 | 7 | 10 | 0 | 11.4 | ●⁰ ch 2a25, ●² 5a40-5a |
| 9 | 54.7 | 54.7 | 59.4 | 13.0 | 11.9 | 11.2 | 14.0 | 10.0 | 9.1 | 8.8 | 8.7 | 82 | 85 | 83 | N | 2 | W | 1 | NW | 2 | 10 | 10 | 0 | 0.3 | ●² ch a interv 7a15-11 |
| 10 | 64.1 | 65.2 | 64.5 | 11.5 | 12.9 | 13.0 | 13.5 | 10.0 | 9.5 | 10.8 | 7.6 | 95 | 98 | 68 | NW | 1 | N | 2 | N | 2 | 10 | 10 | 10 | 7.2 | ●¹ ch 7a35, ● 0p35-0p |
| 11 | 63.2 | 62.5 | 62.8 | 13.2 | 13.8 | 12.5 | 14.1 | 10.3 | 9.6 | 10.3 | 10.8 | 86 | 88 | 00 | N | 2 | N | 2 | N | 2 | 10 | 10 | 10 | 8.1 | ●¹ 9a10-11a5, ●² ch 7p |
| 12 | 60.4 | 60.5 | 62.2 | 13.0 | 12.5 | 12.3 | 15.0 | 9.9 | 10.4 | 8.0 | 7.8 | 94 | 75 | 73 | NW | 1 | W | 1 | N | 1 | 10 | 10 | 10 | 4.7 | ●² ch MD-0p15, ●² ch |
| 13 | 63.0 | 63.2 | 62.9 | 11.5 | 12.2 | 11.5 | 13.3 | 7.7 | 6.8 | 6.6 | 6.4 | 68 | 63 | 63 | W | 1 | W | 1 | W | 1 | 2 | 5 | 10 | 5.6 | ●² ch 3a6, 3a19 y 8p6 |
| 14 | 63.8 | 64.9 | 66.8 | 10.0 | 11.0 | 8.0 | 14.0 | 7.0 | 6.8 | 7.0 | 7.5 | 74 | 71 | 93 | WSW | 1 | SW | 1 | SW | 1 | 5 | 8 | 10 | 4.0 | ●² ch 1a15, 8a38, 5p23 |
| 15 | 66.0 | 64.5 | 62.6 | 9.5 | 12.0 | 9.5 | 13.0 | 7.0 | 8.1 | 6.8 | 7.2 | 92 | 65 | 82 | NE | 1 | N | 1 | N | 3 | 10 | 10 | 10 | 0.7 | ●¹ 8p45-MD |
| 16 | 62.5 | 64.4 | 66.5 | 11.0 | 11.5 | 9.0 | 13.0 | 7.9 | 8.3 | 9.0 | 7.4 | 85 | 89 | 87 | W | 1 | SW | 1 | SW | 1 | 10 | 10 | 0 | 11.7 | ●² MD-6a55, ●¹ ch 8a |
| 17 | 66.8 | 65.4 | 64.0 | 10.0 | 11.6 | 9.9 | 13.7 | 8.0 | 6.8 | 8.6 | 8.3 | 74 | 85 | 91 | NE | 1 | S | 1 | S | 1 | 10 | 3 | 0 | 0.9 | ⌓ am [15; ⟋ MN |
| 18 | 61.9 | 60.5 | 61.8 | 9.0 | 13.2 | 11.5 | 14.0 | 7.0 | 7.3 | 10.1 | 8.3 | 86 | 90 | 82 | E | 1 | E | 1 | S | 2 | 10 | 10 | 10 | — | ●² ch 7p20; ≡² 10a20- |
| 19 | 64.9 | 65.4 | 64.7 | 11.2 | 11.5 | 10.0 | 13.7 | 8.9 | 7.2 | 7.1 | 9.2 | 73 | 70 | 00 | S | 2 | S | 3 | S | 2 | 10 | 2 | 0 | 1.2 | ▭ hor 5p-6p10 [≡ |
| 20 | 63.4 | 63.7 | 64.8 | 9.0 | 11.0 | 10.0 | 14.0 | 8.2 | 7.7 | 8.2 | 7.7 | 91 | 83 | 84 | S | 1 | S | 1 | S | 1 | 8 | 5 | 4 | — | |
| 21 | 63.9 | 61.8 | 60.3 | 11.6 | 11.7 | 11.3 | 14.0 | 6.9 | 7.2 | 6.9 | 6.8 | 71 | 68 | 68 | N | 2 | N | 2 | N | 2 | 10 | 10 | 10 | — | ● 11p15-MN [a int. 9a- |
| 22 | 56.3 | 56.0 | 57.0 | 10.2 | 12.2 | 11.1 | 13.9 | 10.0 | 9.0 | 10.2 | 8.5 | 97 | 97 | 86 | N | 2 | N | 1 | N | 1 | 10 | 5 | 10 | 2.2 | ●⁰ MN-4a40, ● ch 7a2 |
| 23 | 56.6 | 52.3 | 52.0 | 10.9 | 12.5 | 11.0 | 13.7 | 8.1 | 7.5 | 7.6 | 8.3 | 76 | 71 | 85 | N | 1 | N | 1 | NE | 1 | 10 | 10 | 10 | **12.9** | ●¹ ch 1a30, 3a41, 11p |
| 24 | 58.5 | 57.9 | 53.8 | 11.5 | 12.1 | 11.8 | 14.0 | 5.0 | 6.8 | 8.1 | 6.9 | 68 | 78 | 67 | NW | 2 | N | 2 | N | 3 | 10 | 10 | 10 | 5.3 | ●² 1a35-2a5, ●¹ ch 4p |
| 25 | 51.4 | 57.3 | 58.0 | 9.0 | 11.5 | 11.1 | 13.8 | 7.8 | 7.4 | 7.1 | 9.1 | 87 | 70 | 93 | N | 1 | W | 1 | SW | 1 | 10 | 10 | 0 | 12.4 | ●¹ MN-5a37, ●⁰ 7a-11a |
| 26 | 63.5 | 64.4 | 65.8 | 10.2 | 10.7 | 9.4 | 14.0 | 6.0 | 6.6 | 6.6 | 4.9 | 71 | 70 | 56 | W | 1 | SW | 1 | SW | 1 | 8 | 5 | 7 | 11.1 | ●¹ gt 0a20, ●² ch 3a5 |
| 27 | 66.2 | 67.1 | 68.6 | 9.4 | 10.0 | 8.9 | 12.9 | 6.0 | 4.9 | 5.4 | 5.6 | 56 | 58 | 66 | SW | 2 | SW | 1 | S | 1 | 10 | 3 | 6 | 3.3 | ●² ch 0a44, 8a50, ● gt |
| 28 | 68.4 | 68.0 | 68.3 | 9.0 | 8.3 | 7.8 | **16.0** | 5.2 | 5.5 | 7.8 | 5.2 | 65 | 96 | 65 | W | 1 | S | 1 | S | 1 | 8 | 7 | 5 | 1.7 | ●¹ ch a interv 3a45-11a |
| 29 | 67.9 | 65.6 | 69.3 | 9.0 | 8.8 | 6.2 | 14.0 | **2.0** | 5.2 | **4.3** | 5.8 | 61 | **50** | 82 | SW | 1 | S | 2 | S | 2 | 10 | 7 | 3 | 2.5 | ●² ch 2a20-8a30, ●⁰ 8 |
| 30 | 73.4 | 74.0 | **74.2** | 3.6 | 6.9 | 5.9 | 13.5 | 2.1 | 5.5 | 5.4 | 5.1 | 93 | 73 | 74 | SE | 1 | SE | 1 | SE | 1 | 0 | 8 | 5 | 1.5 | ⌓ am [6a30 y 9a5 al W |
| Pro. Mit. | 61.9 | 61.5 | 62.1 | 10.7 | 11.7 | 10.6 | 14.0 | 8.0 | 7.9 | 8.3 | 7.9 | 82 | 81 | 82 | | 1.4 | | 1.6 | | 1.5 | 8.4 | 7.7 | 6.3 | 118.8 | |

Barómetro reducido a 0°C y a gravedad normal.

Barometer reduciert auf 0°C und Normalsch

(1) △ 11a20, 4p20; ⟅ 10a40 lejana, 11a50, 5p y 10p35 NW a SE, relámpagos obscuros (2) ∩ 11a45 y 4p15 (3) MN; ∩ 8a45 y 9a30 (4) 5p25 S; ⌓ (5) △ 11a40; ⌐ lejanos a15 NW; ∪ 6p15. (6) ●⁰ 7a20-8p5, ● ch 10p27-11p45; ≡² 8p10-11p18; ⟋ 2a55-3p30. (7) ⟅ MN-6a15 lejana relámpagos amarillos. (8) ⟅ 6p45-11p53 lej relámpagos am (9) ●¹ ch 3p10; ≡² 10p20-MN. (10) ≡ MN-5a30. (11) ⟅ 7p-10p5 SE, ⟆ lej 2p40-3p10 SE. (12) ●¹ 8p55-MN. (13) ●¹ ch 3p50; ∩ 3p55 SE. (14) 11.45 NE-SW. (15) 30 9a30 al S W y W. (16) 30; ∩ 9a, 1p15 y 4p55 al SW y E.

**TULMO** (H = 50 m) **JUNIO 1912** φ = 38° 02′ S λ = 73° 12′ W $h_a$ = —

| p. a la emp. emp. Freien. C° Min. | Velocidad del viento Windgeschwindigkeit m/minuto 7a | 2p | 9p | km 9p-7a | 7a-2p | 2p-9p | 7a-7a | k/1h | Nubes (clase y dirección) Wolken (Art und Richtung) 7a | 2p | 9p | Agua caída Niederschlag mm 7a | 2p | 9p | Evaporación Verdunstung mm 7a | 2p | 9p | 7a-7a |
|---|---|---|---|---|---|---|---|---|---|---|---|---|---|---|---|---|---|---|
| | | | | | | | | | str S | str-cu | str SE | 0.2 | — | — | | | | |
| | | | | | | | | | | a-str S | str-cu | — | — | — | | | | |
| | | | | | | | | | fr-ni NW | ni NW | ni NW | — | 2.9 | 3.5 | | | | |
| | | | | | | | | | fr-ni NW | str-cu | str, ni NW | 6.0 | 0.6 | 2.0 | | | | |
| | | | | | | | | | fr-ni NW | ni NW | | 1.4 | 1.9 | 12.1 | | | | |
| | | | | | | | | | str SE | fr-str S | fr-str S | 0.2 | 0.1 | — | | | | |
| | | | | | | | | | fr-ni NW | str-cu NW | fr-ni NW | 0.4 | 0.5 | 4.8 | | | | |
| | | | | | | | | | fr-ni NW | fr-ni NW | fr-ni NW | 11.7 | 12.4 | 0.9 | | | | |
| | | | | | | | | | fr-ni NW | fr-ni NW | fr-cu NW | 0.5 | 12.3 | 7.0 | | | | |
| | | | | | | | | | fr-ni NW | fr-str NW | fr-str NW | 7.1 | 2.5 | 0.1 | | | | |
| | | | | | | | | | ni NW | ni NW | ni NW | 1.9 | 5.1 | 4.2 | | | | |
| | | | | | | | | | fr-ni NW | fr-ni NW | fr-ni NW | 6.5 | 2.0 | 1.0 | | | | |
| | | | | | | | | | fr-str W | fr-str W | fr-ni W | 2.7 | 0.1 | 1.4 | | | | |
| | | | | | | | | | fr-str W | fr-str SW | fr-str SW | 7.4 | 1.0 | 0.2 | | | | |
| | | | | | | | | | fr-cu W | fr-str SW | fr-str SW | 3.7 | 0.1 | — | | | | |
| | | | | | | | | | ni W | fr-str W | fr-str W | 19.4 | 2.8 | — | | | | |
| | | | | | | | | | a-str S | a-str W | | — | — | — | | | | |
| | | | | | | | | | a-str SW | a-cu W | fr-str N | — | — | — | | | | |
| | | | | | | | | | fr-str E, str W | str SE | | — | — | — | | | | |
| | | | | | | | | | a-str SE | a-str SE | | — | — | — | | | | |
| | | | | | | | | | fr-str E, a-str W | fr-str W | fr-str W | — | — | — | | | | |
| | | | | | | | | | ni NW | ni NW | ni NW | 7.1 | 10.1 | 10.6 | | | | |
| | | | | | | | | | a-str W | fr-str NW | fr-ni N | 3.2 | — | 1.6 | | | | |
| | | | | | | | | | fr-ni W | fr-ni NW | fr-ni NW | 13.6 | 0.5 | — | | | | |
| | | | | | | | | | ni NW | fr-ni W | fr-str W | 34.4 | 7.7 | 1.2 | | | | |
| | | | | | | | | | fr-ni W | fr-ni W | | 1.1 | 11.3 | 0.2 | | | | |
| | | | | | | | | | ni W | fr-str SW | | 7.8 | 2.1 | 0.4 | | | | |
| | | | | | | | | | fr-str SE | fr-str SE | | 0.1 | 0.1 | — | | | | |
| | | | | | | | | | ni S | ni S | fr-str E | 1.3 | 11.7 | 0.7 | | | | |
| | | | | | | | | | | | | 0.2 | — | — | | | | |
| | | | | | | | | | | | | 137.9 | 87.8 | 51.9 | | | | |

**LA MOCHA (W)** (H = 20 m) **JUNIO 1912** φ = 38° 21′ S λ = 73° 58′ W $h_a$ = —

| | | | | | | | | | | | | | | | | | | |
|---|---|---|---|---|---|---|---|---|---|---|---|---|---|---|---|---|---|---|
| | | | | | | | | | ni | cu N | | — | — | — | | | | |
| | | | | | | | | | | | | — | — | — | | | | |
| | | | | | | | | | ni | ni | ni | 1.1 | 1.4 | 2.6 | | | | |
| | | | | | | | | | ni | ni | ni | — | — | — | | | | |
| | | | | | | | | | ni | ni | ni | 0.2 | — | — | | | | |
| | | | | | | | | | ni | ni | ni | — | — | — | | | | |
| | | | | | | | | | ni | ni | ni | 3.2 | 1.6 | 0.7 | | | | |
| | | | | | | | | | cu-ni | ni | | 9.1 | 0.3 | — | | | | |
| | | | | | | | | | ni | ni | | — | 4.5 | 2.3 | | | | |
| | | | | | | | | | ni | ni | ni | 0.4 | 5.2 | 2.3 | | | | |
| | | | | | | | | | ni | ni | ni | 0.6 | 2.1 | 2.6 | | | | |
| | | | | | | | | | ni | ni | ni | — | 4.1 | 0.2 | | | | |
| | | | | | | | | | ni | cu | ni | 1.3 | — | 0.9 | | | | |
| | | | | | | | | | ni | cu NE | ni | 3.1 | 0.5 | 0.2 | | | | |
| | | | | | | | | | ni | ni | ni | — | — | 1.5 | | | | |
| | | | | | | | | | ni | ni | | 10.2 | 0.9 | — | | | | |
| | | | | | | | | | ni | ci N | | — | — | — | | | | |
| | | | | | | | | | ni | ni | ni | — | — | 1.2 | | | | |
| | | | | | | | | | ni | ci-cu | | — | — | — | | | | |
| | | | | | | | | | ci-cu N | ci N | cu | — | — | — | | | | |
| | | | | | | | | | ni | ni | ni | — | — | — | | | | |
| | | | | | | | | | ni | ci NE | ni | 2.2 | 6.7 | 3.7 | | | | |
| | | | | | | | | | ni | ni | ni | 2.5 | — | — | | | | |
| | | | | | | | | | ni | ni | ni | 5.3 | — | 1.8 | | | | |
| | | | | | | | | | ni | ni | | 10.6 | 7.6 | 2.2 | | | | |
| | | | | | | | | | ni | cu SE | cu E | 1.3 | 0.1 | 1.2 | | | | |
| | | | | | | | | | cu-ni E | cu | cu N | 2.0 | 0.6 | — | | | | |
| | | | | | | | | | ni | cu N | cu N | 1.1 | 0.0 | — | | | | |
| | | | | | | | | | cu NE | cu N | cu N | 2.5 | 0.6 | 0.9 | | | | |
| | | | | | | | | | ni | cu N | cu | — | — | — | | | | |
| | | | | | | | | | | | | 56.7 | 36.2 | 24.3 | | | | |

[illegible] observaciones se efectuaron según hora oficial de Chile (75° de long.)

Alle Beobachtungen nach chilenischer Einheitszeit (75° Länge).

**VALDIVIA** (H = 15 m) **JUNIO 1912** φ = 39° 48′ S λ = 73° 15′ W $C_g = \frac{-0.4}{-0.3}$

| Día / Tag | Barómetro Barometer 700 mm + | | | Temperatura del aire Lufttemperatur C° | | | | | Humedad absoluta Absolute Feuchtigkeit mm | | | Humedad relativa Relative Feuchtigkeit % | | | Dirección y fuerza del viento Richtung und Stärke des Windes 0—12 B | | | Nebulosidad Bewölkung 0—10 | | | Agua caída Niederschlag mm | Notas Bemerkungen |
|---|---|---|---|---|---|---|---|---|---|---|---|---|---|---|---|---|---|---|---|---|---|---|
| | 7a | 2p | 9p | 7a | 2p | 9p | Max. | Min. | 7a | 2p | 9p | 7a | 2p | 9p | 7a | 2p | 9p | 7a | 2p | 9p | 7a-7a | |
| 1 | 67.1 | 66.3 | 65.4 | 10.6 | 13.4 | 8.7 | 13.6 | 8.5 | 9.3 | **9.8** | 8.3 | 98 | 85 | 99 | C 0 | C 0 | C 0 | 9 | 10 | 0 | 3.6 | ●[1] an; ≡ a, n |
| 2 | 61.6 | 56.9 | 56.0 | 7.3 | 12.0 | 8.8 | 12.5 | 7.2 | 7.6 | 8.4 | 8.4 | 99 | 80 | 99 | C 0 | N 1 | C 0 | 10 | 8 | 10 | — | ≡ n-11a, p |
| 3 | 56.3 | 54.7 | 55.0 | 10.2 | 11.0 | 11.1 | 12.4 | 8.2 | 8.4 | 8.9 | 9.3 | 91 | 91 | 94 | C 0 | NNE 2 | NE 1 | 10 | 10 | 10 | — | ●[2] 0p30-MN; ⌓ |
| 4 | 57.9 | 59.0 | 60.9 | 12.6 | 13.8 | 10.7 | **14.7** | 10.6 | 9.5 | 8.8 | 9.1 | 87 | 74 | 94 | NNW 1 | NW 2 | C 0 | 10 | 6 | 9 | 24.7 | ● ch todo el día |
| 5 | 63.4 | 64.7 | 66.5 | 8.8 | 14.1 | 7.6 | 14.4 | 7.5 | 8.3 | 7.8 | 7.5 | 98 | 65 | 96 | C 0 | NW 1 | C 0 | 10 | 5 | 8 | 14.7 | ● ch n-9a |
| 6 | 66.4 | 61.9 | 56.3 | 5.4 | 8.1 | 7.0 | 8.6 | 5.2 | 6.5 | 7.5 | 7.2 | 97 | 92 | 96 | C 0 | C 0 | C 0 | 10 | 10 | 9 | 1.1 | ●[1] 11p-MN; ≡ a |
| 7 | 54.7 | 52.8 | 52.5 | 8.4 | 9.5 | 10.5 | 10.7 | 6.5 | 7.6 | 8.0 | 9.0 | 92 | 90 | 95 | N 1 | NNE 2 | C 0 | 10 | 10 | 10 | 21.3 | ●[1] a interv todo el |
| 8 | 51.6 | **48.4** | 51.2 | 8.1 | 12.6 | 12.0 | 13.2 | 8.0 | 8.0 | 8.6 | 7.4 | 99 | 78 | 71 | C 0 | N 2 | NW 2 | 10 | 10 | 8 | 27.7 | ● ch todo el día; [ |
| 9 | 53.0 | 52.2 | 57.0 | 10.7 | 10.8 | 8.9 | 12.5 | 7.3 | 7.2 | 7.2 | 6.3 | 75 | 74 | 74 | NW 1 | NW 2 | W 3 | 7 | 8 | 8 | 13.6 | ● ch todo el día, △ |
| 10 | 61.7 | 62.4 | 62.1 | 10.7 | 11.6 | 11.7 | 12.5 | 8.0 | 7.3 | 8.4 | 8.7 | 76 | 82 | 84 | WNW 3 | NW 4 | NW 2 | 8 | 10 | 10 | 18.9 | ● ch todo el día, ◸ |
| 11 | 60.4 | 61.1 | 59.9 | 12.6 | 14.1 | 12.8 | 14.5 | 10.1 | 9.6 | 8.3 | 8.6 | 88 | 69 | 78 | NW 4 | NW 2 | NW 2 | 10 | 7 | 10 | 30.5 | ● ch n-10a30, ●[2] |
| 12 | 57.4 | 57.9 | 59.6 | 12.7 | 10.0 | 9.7 | 13.6 | 9.4 | 8.5 | 7.4 | 6.3 | 77 | 81 | 69 | NW 6 | WNW 1 | W 3 | 10 | 9 | 6 | 21.8 | ● ch todo el día |
| 13 | 61.7 | 61.1 | 62.2 | 5.2 | 10.7 | 5.4 | 11.8 | 5.1 | 6.4 | 6.5 | 6.1 | 97 | 68 | 92 | C 0 | W 3 | C 0 | 6 | 5 | 0 | 4.7 | ● ch a; △ 11a |
| 14 | 62.5 | 63.7 | 66.2 | 4.0 | 9.4 | 4.2 | 10.5 | 3.7 | 5.9 | 6.7 | 5.8 | 97 | 76 | 94 | C 0 | W 2 | C 0 | 9 | 8 | 5 | 7.5 | ● ch, △ 9a; ≡ n-8 |
| 15 | 65.5 | 63.5 | 59.8 | 4.7 | 9.2 | 10.6 | 12.2 | 2.7 | 6.2 | 7.6 | 7.8 | 97 | 88 | 81 | NNW 1 | N 1 | NNW 4 | 10 | 10 | 10 | 4.5 | ● ch; ↙ 8p-MN |
| 16 | 60.4 | 63.1 | 65.4 | 9.2 | 11.4 | 7.4 | 12.3 | 7.4 | 7.6 | 7.2 | 7.3 | 88 | 71 | 95 | C 0 | NW 1 | C 0 | 9 | 10 | 0 | **32.9** | ↙ MN-4a; ⌒ 8a30 |
| 17 | 67.2 | 65.2 | 63.8 | 6.9 | 12.1 | 8.7 | 12.1 | 6.6 | 7.2 | 7.7 | 8.0 | 97 | 73 | 95 | C 0 | C 0 | C 0 | 8 | 8 | 7 | 3.5 | ● ch an; ≡ n-9a30 |
| 18 | 61.5 | 60.2 | 62.3 | 7.1 | 10.3 | 8.3 | 10.5 | 6.7 | 7.4 | 8.2 | 7.6 | 99 | 87 | 92 | C 0 | NW 1 | C 0 | 10 | 10 | 10 | — | ●[1] ch 5p-MN |
| 19 | 65.8 | 65.5 | 66.3 | 6.3 | 10.3 | 5.0 | 10.7 | 4.4 | 7.0 | 7.8 | 6.4 | 99 | 84 | 98 | C 0 | C 0 | C 0 | 10 | 5 | 5 | 7.4 | ●[1] MN-0a30 |
| 20 | 65.1 | 63.8 | 64.3 | 2.4 | 7.1 | 4.4 | 7.7 | 2.3 | 5.4 | 6.8 | 6.2 | **00** | 91 | 99 | C 0 | N 1 | C 0 | 10 | 9 | 10 | — | ≡ n-11a30 |
| 21 | 64.0 | 61.9 | 60.1 | 3.9 | 8.1 | 8.4 | 8.5 | 3.7 | 6.0 | 6.9 | 7.7 | 98 | 86 | 94 | C 0 | NNE 1 | N 1 | 10 | 10 | 10 | — | ● gt 9p |
| 22 | 55.4 | 55.3 | 56.0 | 9.4 | 10.8 | 8.3 | 12.3 | 8.1 | 8.4 | 9.2 | 7.9 | 95 | 95 | 96 | N 3 | NNW 1 | C 0 | 10 | 9 | 10 | 14.3 | ●[2] n-1a30, 6p-MN |
| 23 | 58.1 | 54.2 | 52.3 | 7.0 | 11.4 | 8.8 | 11.5 | 6.7 | 7.1 | 8.0 | 6.7 | 95 | 80 | 79 | NNW 1 | NNE 1 | NNE 2 | 9 | 10 | 8 | 23.3 | ●[1] MN-5a, 11p |
| 24 | 54.7 | 59.0 | 55.4 | 9.8 | 10.6 | 8.0 | 12.0 | 7.6 | 7.5 | 6.8 | 7.3 | 83 | 72 | 91 | WNW 4 | NW 2 | N 2 | 9 | 10 | 10 | 13.1 | ● ch 9a-n; ↙ n-9a; |
| 25 | 52.7 | 53.3 | 62.0 | 5.9 | 6.9 | 8.1 | 10.0 | 4.5 | 6.4 | 7.1 | 6.4 | 92 | 96 | 80 | NE 3 | NE 2 | NW 1 | 10 | 9 | 8 | 29.3 | ●[2] n-2p, ● ch; ⌒ |
| 26 | 61.5 | 62.6 | 64.1 | 8.2 | 9.0 | 4.5 | 10.2 | 4.5 | 6.3 | 5.9 | 5.8 | 77 | 69 | 93 | NW 3 | W 2 | C 0 | 8 | 8 | 5 | 25.7 | ● ch; ⌒ 8a15 y 3p |
| 27 | 65.2 | 65.9 | 67.5 | 4.1 | 9.5 | 2.4 | 10.1 | 2.4 | 5.9 | 5.8 | 5.3 | 95 | 66 | 97 | NW 1 | WNW 2 | C 0 | 6 | 7 | 10 | 11.9 | ● ch |
| 28 | 68.2 | 67.2 | 67.9 | 1.9 | 4.9 | 2.3 | 6.1 | 1.2 | 5.2 | 6.1 | 5.3 | 98 | 94 | 98 | NW 1 | NNW 1 | C 0 | 10 | 5 | 10 | 0.3 | |
| 29 | 65.5 | 64.5 | 71.3 | 1.4 | 4.0 | -0.4 | 8.0 | -0.5 | 5.1 | 5.1 | **2.7** | **00** | 84 | 60 | NW 1 | SSE 3 | SSE 2 | 10 | 6 | 0 | 1.0 | ● ch 7a30, △, |
| 30 | 73.8 | 73.3 | **74.1** | -3.4 | 5.3 | 0.4 | 5.5 | **-3.5** | 3.1 | 3.9 | 4.5 | 87 | 58 | 95 | C 0 | SE 1 | C 0 | 0 | 7 | 4 | 2.8 | [1p30; |
| Pro. Mit. | 61.3 | 60.7 | 61.4 | 7.1 | 10.1 | 7.5 | 11.2 | 5.7 | 7.1 | 7.4 | 7.0 | 92 | 80 | 89 | 1.1 | 1.5 | 0.8 | 8.9 | 8.3 | 7.3 | 360.1 | |

**LOS RISCOS** (H = 61 m) **JUNIO 1912** φ = 41° 13′ S λ = 72° 48′ W $C_g$ =

| | | | | | | | | | | | | | | | | | | | | | | |
|---|---|---|---|---|---|---|---|---|---|---|---|---|---|---|---|---|---|---|---|---|---|---|
| 1 | 61.8 | 60.6 | 60.9 | 10.7 | 12.7 | 8.7 | 13.6 | 7.4 | | | | | | | C 0 | C 0 | C 0 | 10 | 10 | 9 | 3.4 | ● ch a; ≡ n |
| 2 | 57.0 | 52.9 | 50.8 | 7.0 | 10.5 | 9.4 | 10.2 | 5.0 | | | | | | | C 0 | SW 1 | C 0 | 1 | 2 | 10 | 0.7 | ● ch 7a |
| 3 | 51.1 | 49.1 | 49.6 | 11.8 | 12.4 | 12.2 | 13.5 | 7.9 | | | | | | | NE 2 | N 2 | N 2 | 10 | 10 | 10 | — | ● ch p |
| 4 | 52.8 | 53.4 | 57.0 | 10.4 | 12.5 | 11.7 | **13 8** | 8.0 | | | | | | | N 1 | N 1 | N 2 | 10 | 9 | 5 | 12.2 | ● a interv; ◸ cercai |
| 5 | 58.4 | 58.7 | 61.1 | 10.2 | 11.9 | 9.7 | 12.9 | 7.6 | | | | | | | N 1 | C 0 | C 0 | 10 | 7 | 2 | 12.0 | ● an, I [6a3 (relámp |
| 6 | 61.2 | 57.2 | 49.2 | 8.3 | 11.5 | 12.2 | 13.0 | 7.8 | | | | | | | C 0 | N 1 | N 1 | 5 | 10 | 10 | 1.3 | |
| 7 | 49.7 | 45.7 | 46.1 | 9.2 | 11.4 | 11.5 | 13.5 | 6.5 | | | | | | | N 3 | N 2 | N 3 | 10 | 10 | 10 | 9.8 | ●[1] 1a-10a, n |
| 8 | 45.6 | **42.6** | 44.5 | 8.2 | 11.8 | 9.4 | 12.0 | 5.1 | | | | | | | C 0 | N 1 | NW 3 | 10 | 9 | 5 | 8.5 | ●[1] a interv p |
| 9 | 46.6 | 45.2 | 49.6 | 9.0 | 9.1 | 8.4 | 9.9 | 7.2 | | | | | | | N 2 | C 0 | NW 1 | 10 | 10 | 10 | 8.0 | ●[1] a interv; ◸ le |
| 10 | 55.2 | 56.7 | 56.8 | 8.8 | 10.3 | 10.1 | 10.4 | 7.1 | | | | | | | N 2 | N 2 | N 2 | 10 | 10 | 10 | 6.0 | ●[1] a interv |
| 11 | 53.7 | 54.8 | 53.3 | 10.1 | 13.2 | 11.2 | 13.6 | *10.1* | | | | | | | N 2 | N 1 | NW 4 | 10 | 10 | 10 | **14.8** | ●[1] a interv |
| 12 | 50.8 | 50.5 | 53.5 | 9.7 | 9.9 | 8.9 | 11.6 | 8.2 | | | | | | | NW 1 | W 1 | W 2 | 10 | 9 | 10 | 5.5 | ●[1] a interv; ◸ le |
| 13 | 55.5 | 54.1 | 56.5 | 7.7 | 8.3 | 5.8 | 9.0 | 5.4 | | | | | | | NW 2 | NW 2 | C 0 | 10 | 9 | 5 | 8.2 | ●[1] a interv, △ 0p30; |
| 14 | 56.2 | 57.6 | 60.7 | 6.2 | 6.4 | 4.0 | 8.6 | 5.1 | | | | | | | W 2 | C 0 | C 0 | 10 | 10 | 6 | 4.4 | ●[1] a interv; ⊠ en la co |
| 15 | 59.9 | 56.3 | 51.8 | 6.2 | 8.6 | 8.7 | 9.1 | 3.4 | | | | | | | NE 1 | N 3 | N 2 | 10 | 10 | 10 | 4.6 | ●[1] a interv; ⊠ en la |
| 16 | 54.6 | 56.6 | 60.2 | 8.3 | 10.3 | 8.4 | 10.8 | 6.5 | | | | | | | W 1 | NW 2 | N 1 | 10 | 9 | 9 | 14.2 | ●[0] a interv |
| 17 | 62.6 | 61.0 | 58.3 | 9.7 | 11.9 | 9.4 | *13.0* | 4.1 | | | | | | | N 2 | NE 1 | C 0 | 8 | 9 | 10 | 0.8 | ●[0] p |
| 18 | 56.2 | 55.2 | 56.5 | 10.1 | 9.8 | 8.2 | *12.0* | 2.5 | | | | | | | C 0 | C 0 | C 0 | 10 | 10 | 10 | 2.8 | ●[1] a interv; ≡[2] am- |
| 19 | 60.5 | 60.7 | 61.9 | 6.4 | 10.6 | 5.1 | 12.5 | 3.2 | | | | | | | C 0 | C 0 | E 1 | 8 | 3 | 2 | 11.6 | |
| 20 | 59.6 | 59.4 | 59.4 | 2.6 | 7.4 | 6.9 | 11.9 | 1.6 | | | | | | | C 0 | C 0 | C 0 | 3 | 10 | 10 | — | ⌒[0] an |
| 21 | 58.0 | 56.1 | 54.3 | 8.8 | 10.0 | 10.6 | 11.9 | 3.9 | | | | | | | N 2 | N 2 | N 2 | 9 | 9 | 10 | — | |
| 22 | 50.7 | 49.6 | 50.8 | 10.2 | 10.7 | 9.6 | 12.2 | *7.2* | | | | | | | N 2 | N 2 | NW 1 | 10 | 9 | 7 | 8.3 | ●[1] a interv |
| 23 | 52.8 | 50.0 | 45.9 | 8.4 | 11.6 | 12.4 | 12.4 | *7.8* | | | | | | | N 3 | NE 1 | N 2 | 10 | 6 | 10 | 13.2 | ● ch n |
| 24 | 47.7 | 51.9 | 51.7 | 9.1 | 10.8 | 8.2 | 12.5 | *7.7* | | | | | | | N 3 | N 4 | C 0 | 10 | 10 | 10 | 1.0 | ●[0] a interv, △ 2p3( |
| 25 | 47.5 | 48.2 | 55.1 | 7.6 | 7.7 | 7.7 | 9.5 | *6.3* | | | | | | | N 4 | N 2 | N 2 | 10 | 10 | 10 | 4.1 | ●[1] a interv; ⊠ en la |
| 26 | 54.8 | 55.9 | 57.3 | 6.8 | 6.6 | 6.4 | 10.4 | *6.3* | | | | | | | N 4 | SSW 3 | NW 2 | 10 | 10 | 10 | 11.0 | ●[0] a interv; ⊠ en la |
| 27 | 59.2 | 60.5 | 61.8 | 5.6 | 6.8 | 3.5 | 7.8 | *3.6* | | | | | | | SW 1 | C 0 | C 0 | 10 | 10 | 5 | 4.9 | ●[1] a interv; ⊠ en |
| 28 | 62.8 | 61.7 | 62.2 | 3.0 | 8.1 | 4.6 | 9.0 | *2.5* | | | | | | | SE 1 | W 2 | S 1 | 10 | 6 | 7 | 4.0 | ● ch 7a30, n |
| 29 | 59.1 | 62.7 | 67.8 | 5.0 | 3.5 | -4.9 | 6.1 | *-4.9* | | | | | | | SSW 2 | SE 2 | C 0 | 10 | 3 | 0 | 2.1 | ●[0] a |
| 30 | 68.7 | 68.4 | **69.2** | -1.0 | 5.1 | 2.8 | 6.5 | **-6.6** | | | | | | | C 0 | C 0 | C 0 | 9 | 8 | 10 | 1.8 | ⌒[2] an |
| Pro. Mit. | 55.7 | 55.1 | 55.8 | 7.8 | 9.7 | 8.0 | 11.1 | 5.1 | | | | | | | 1.5 | 1.3 | 1.1 | 9.1 | 8.6 | 8.1 | 179.2 | |

Barómetro reducido a 0°C y a gravedad normal. Barometer reduciert auf 0°C und Normal

(1) cana N-S, relámpagos blancos 10p-MN; ≡[1] n-8a. (2) 5p; ◸ 9p; ↙. (3) 45; ◸ cercana N-S, relámpagos blancos 10p-10p45; ↙. (4) 9p30-11p (al W) relámpagos azules. (5) (los truenos siguen durante el dia).

**DIVIA** (H = 15 m) **JUNIO 1912** φ = 39° 48′ S λ = 73° 15′ W $h_a$ = 4 m

| p. a la emp. emp. freien. C Min. | Velocidad del viento Windgeschwindigkeit m/minuto 7a | 2p | 9p | km 9p-7a | 7a-2p | 2p-9p | 7a-7a | k/1h | Nubes (clase y dirección) Wolken (Art und Richtung) 7a | 2p | 9p | Agua caída Niederschlag mm 7a | 2p | 9p | Evaporación Verdunstung mm 7a | 2p | 9p | 7a-7a |
|---|---|---|---|---|---|---|---|---|---|---|---|---|---|---|---|---|---|---|
| 1 8.2 | 0 | 0 | 0 | 0.2 | 0.2 | 0.4 | 8.0 | 0.3 | | cu-ni | | 2.5 | — | — | 0.1 | 0.0 | 0.0 | 0.3 |
| 0 7.0 | 0 | 105 | 25 | 5.2 | 20.2 | 8.8 | **5.8** | **0.2** | | ci-cu N | | — | — | — | 0.1 | 0.1 | 0.1 | 0.1 |
| 5 8.0 | 0 | 125 | 60 | 16.6 | 47.6 | 64.6 | 45.6 | 1.9 | cu-ni N | cu-ni N | ni N | — | 3.0 | 6.3 | 0.1 | 0.3 | 0.2 | 0.3 |
| 0 9.2 | 70 | 160 | 0 | 50.2 | 26.4 | 16.6 | 162.4 | 6.8 | cu-ni NNW | cu-ni NW | cu-ni N | 15.4 | 0.7 | 1.6 | 0.2 | 0.3 | 0.3 | 0.7 |
| 8 6.1 | 0 | 115 | 0 | 3.7 | 9.6 | 2.8 | 46.7 | 1.9 | cu-ni NW | cu-ni NW | cu-ni NW | 12.4 | 1.1 | — | 0.1 | 0.1 | 0.2 | 0.7 |
| 3 4.5 | 0 | 0 | 0 | 6.0 | 0.9 | 2.6 | 18.4 | 0.8 | | str-cu | cu-ni | — | — | — | 0.1 | 0.1 | 0.0 | 0.4 |
| 8 6.1 | 115 | 145 | 20 | 52.3 | 74.1 | 50.6 | 55.8 | 2.3 | ni N | ni N | ni N | 21.3 | 9.1 | 3.8 | 0.1 | 0.2 | 0.1 | 0.2 |
| 5 7.0 | 0 | 145 | 120 | 19.6 | 26.0 | 141.8 | 144.3 | 6.0 | | cu-ni N | cu-ni NW | 14.8 | 3.1 | 1.1 | 0.1 | 0.2 | 0.9 | 0.4 |
| 0 6.5 | 70 | 205 | 340 | 162.0 | 86.8 | 127.1 | 329.8 | 13.7 | cu-ni NW | cu-ni NW | cu-ni W | 9.4 | 10.0 | 3.9 | 1.4 | 0.5 | 0.5 | **2.5** |
| 5 7.0 | 250 | 360 | 165 | 104.9 | 75.9 | 69.1 | 318.8 | 13.3 | ni W | ni NW | ni NW | 5.0 | 5.2 | 9.7 | 1.0 | 0.4 | 0.3 | 2.0 |
| 3 9.8 | 385 | 130 | 115 | 190.6 | 143.6 | 40.7 | 335.6 | 14.0 | ni NW | cu-ni NW | ni NW | 15.6 | 13.8 | 0.2 | 1.2 | 0.7 | 0.6 | 1.9 |
| 5 8.0 | **560** | 85 | 340 | 209.2 | 131.2 | 105.2 | **393.5** | **16.4** | cu-ni NW | cu-ni WNW | ni W | 17.8 | 1.7 | 0.5 | 1.0 | 0.9 | 0.8 | 2.3 |
| 0 3.2 | 0 | 285 | 0 | 14.4 | 42.0 | 29.0 | 250.8 | 10.4 | cu-ni NW | cu-ni W | | 2.5 | 3.9 | 0.8 | 0.1 | 0.3 | 0.3 | 1.8 |
| 8 3.0 | 0 | 215 | 0 | 3.4 | 23.6 | 8.9 | 74.4 | 3.1 | | ni W | cu-ni | 2.8 | 2.5 | — | 0.0 | 0.2 | 0.2 | 0.6 |
| 2 1.6 | 35 | 50 | 305 | 5.2 | 18.3 | 64.6 | 37.7 | 1.6 | ni N | cu-ni N | ni N | 2.0 | 2.3 | 4.8 | 0.1 | 0.1 | 0.3 | 0.5 |
| 1 6.2 | 0 | 100 | 0 | 181.0 | 21.1 | 11.4 | 263.9 | 11.0 | ni N | ni NW | | 25.8 | 1.8 | 0.7 | 0.8 | 0.2 | 0.2 | 1.2 |
| 4 5.2 | 0 | 25 | 0 | 6.6 | 10.5 | 1.4 | 39.1 | 1.6 | cu NNE | str W | str | 1.0 | — | — | 0.1 | 0.1 | 0.1 | 0.5 |
| 0 6.1 | 0 | 35 | 25 | 1.5 | 8.0 | 23.6 | 13.4 | 0.6 | str | ni NW | ni SE | — | — | 5.3 | 0.1 | 0.0 | 0.2 | 0.3 |
| 0 3.5 | 0 | 25 | 0 | 7.0 | 6.4 | 6.2 | 38.6 | 1.6 | str | cu E | str | 2.1 | — | — | 0.0 | 0.1 | 0.1 | 0.2 |
| 1 1.6 | 0 | 100 | 0 | 5.2 | 14.3 | 16.0 | 17.8 | 0.7 | str | cu N | str | — | — | — | 0.0 | 0.1 | 0.1 | 0.2 |
| 8 3.5 | 25 | 105 | 80 | 14.9 | 16.4 | 24.1 | 45.2 | 1.9 | str | cu-ni N | ni N | — | — | — | 0.2 | 0.1 | 0.2 | 0.4 |
| 7 7.6 | 265 | 40 | 0 | 68.0 | 27.1 | 8.8 | 108.5 | 4.5 | ni N | cu-ni NNW | ni NW | 14.3 | 16.0 | 3.7 | 0.2 | 0.0 | 0.1 | 0.5 |
| 5 6.2 | 45 | 50 | 220 | 13.2 | 12.6 | 45.2 | 49.1 | 2.0 | cu-ni N | cu-ni NNE | cu-ni N | 3.6 | — | 0.3 | 0.1 | 0.1 | 0.2 | 0.2 |
| 3 6.8 | 370 | 140 | 210 | 132.9 | 133.6 | 35.8 | 190.7 | 7.9 | ni NW | cu-ni NNW | ni N | 12.8 | 0.7 | 5.6 | 0.5 | 0.8 | 0.2 | 0.8 |
| 2 4.3 | 250 | 140 | 90 | 138.4 | 47.6 | 24.6 | 307.8 | 12.8 | ni N | cu-ni N | cu-ni NW | 23.0 | 14.0 | 1.8 | 0.3 | 0.1 | 0.3 | 1.3 |
| 2 3.4 | 290 | 160 | 0 | 69.8 | 90.1 | 34.2 | 142.0 | 5.9 | cu-ni NW | cu-ni W | fr-cu W | 9.9 | 1.9 | 2.5 | 0.3 | 0.6 | 0.2 | 0.7 |
| 7 1.3 | 45 | 160 | 0 | 36.8 | 31.1 | 15.4 | 161.1 | 6.7 | cu-ni W | cu-ni W | str | 7.5 | — | 0.3 | 0.1 | 0.1 | 0.2 | 0.9 |
| 0 1.0 | 40 | 65 | 0 | 14.2 | 13.1 | 9.6 | 60.7 | 2.5 | str | ni W | str | — | — | — | 0.0 | 0.0 | 0.0 | 0.3 |
| 2 -2.0 | 35 | 225 | 125 | 11.4 | 44.4 | 59.2 | 34.1 | 1.4 | str | cu-ni S | | 1.0 | 2.8 | — | 0.0 | 0.2 | 0.3 | **0.0** |
| 0 -5.6 | 0 | 75 | 0 | 13.6 | 2.7 | 4.3 | 117.2 | 4.9 | | fr-cu S | fr-cu | — | — | — | 0.4 | 0.1 | 0.2 | 0.9 |
| 6 4.8 | 95 | 119 | 75 | 51.9 | 40.2 | 35.1 | 127.2 | 5.3 | | | | 222.5 | 83.6 | 52.9 | 8.8 | 7.0 | 7.4 | 23.1 |

**S RISCOS** (H = 61 m) **JUNIO 1912** φ = 41° 17′ S λ = 72° 57′ W $h_a$ = 6 m

| | | | | | | | | | | | | | | | | | | |
|---|---|---|---|---|---|---|---|---|---|---|---|---|---|---|---|---|---|---|
| 2 6.6 | 0 | 0 | 0 | 0.6 | 2.0 | 4.3 | **7.8** | **0.3** | str-cu N | str-cu W | cu S | 0.6 | 0.6 | — | 0.2 | 0.0 | 0.1 | 0.6 |
| 5 3.3 | 0 | 88 | 6 | 7.7 | 21.8 | 24.1 | 14.0 | 0.6 | ci N | fr-str SSW | str-cu N | 0.1 | — | — | 0.0 | 0.2 | 0.1 | **0.1** |
| 3 7.8 | 105 | 211 | 197 | 26.2 | 77.1 | 54.2 | 72.1 | 3.0 | str-cu N | str-cu N | str-cu N | — | 0.2 | 0.6 | 0.6 | 0.9 | 0.9 | 0.9 |
| 0 7.9 | 60 | 30 | 116 | 8.0 | 41.8 | 36.4 | 139.3 | 5.8 | str-cu N | str-cu N | fr-cu N, cu-ni N | 11.4 | 2.7 | 0.2 | 0.7 | 0.4 | 0.2 | **2.5** |
| 2 6.6 | 74 | 0 | 0 | 41.4 | 15.5 | 5.3 | 119.6 | 5.0 | str-cu N | cu N | str-cu N | 9.1 | 1.3 | — | 0.6 | 0.4 | 0.1 | 1.2 |
| 0 7.0 | 0 | 40 | 83 | 18.5 | 17.5 | 2.6 | 39.3 | 1.6 | ci-cu N | a-str N | str-cu N | — | — | — | 0.1 | 0.4 | 0.6 | 0.6 |
| 5 5.8 | 241 | 193 | 280 | 95.3 | 95.7 | 93.7 | 115.4 | 4.8 | str-cu N | a-str N | str-cu N | 9.8 | 1.0 | — | 0.1 | 0.6 | 0.7 | 1.1 |
| 5 4.0 | 3 | 95 | 233 | 26.7 | 28.0 | 69.2 | 216.1 | 9.0 | str-cu N | str-cu N | str-cu NE | 7.5 | — | 2.5 | 0.4 | 0.8 | 0.3 | 1.7 |
| 7 7.0 | 125 | 0 | 90 | 69.4 | 52.6 | 50.9 | 166.6 | 6.9 | str-cu N | str-cu W | str-cu W | 5.5 | 4.7 | 0.9 | 0.9 | 0.7 | 0.4 | 2.0 |
| 7 6.4 | 135 | 171 | 230 | 61.1 | 74.1 | 56.5 | 170.6 | 7.1 | str-cu N | str-cu N | str-cu N | 0.4 | 1.6 | 2.3 | 0.8 | 0.2 | 0.4 | 1.9 |
| 5 9.1 | 91 | 60 | 346 | 90.0 | 10.8 | 61.6 | 220.6 | 9.2 | str-cu N | str-cu N | str-cu N | 10.9 | 2.5 | 0.2 | 0.6 | 0.2 | 0.8 | 1.2 |
| 6 7.9 | 32 | 55 | 145 | 82.0 | 38.0 | 62.6 | 154.4 | 6.4 | str-cu W | str-cu W | str-cu NW | 2.8 | 3.6 | 0.1 | 0.6 | 0.6 | 0.4 | 1.6 |
| 8 4.9 | 203 | 125 | 0 | 43.4 | 52.9 | 39.5 | 144.0 | 6.0 | str-cu W | str-cu NW | str-cu SW | 4.5 | 2.4 | 0.8 | 0.6 | 0.4 | 0.5 | 1.6 |
| 9 2.1 | 175 | 0 | 0 | 47.4 | 46.3 | 8.1 | 139.8 | 5.8 | str-cu W | str-cu SW | cu S | 1.2 | 4.6 | — | 0.3 | 0.4 | 0.2 | 1.2 |
| 5 3.2 | 40 | 303 | **455** | 20.8 | 55.8 | 121.4 | 75.2 | 3.1 | str-cu NE | str-cu N | str-cu N | 0.0 | 0.2 | 3.8 | 0.3 | 0.4 | 0.6 | 0.9 |
| 6 5.5 | 61 | 115 | 82 | 85.0 | 35.9 | 25.0 | **262.2** | **10.9** | str-cu N, str N | str-cu NW | str-cu W | 10.2 | 0.7 | 0.1 | 0.5 | 0.4 | 0.4 | 1.5 |
| 4 2.0 | 195 | 30 | 0 | 62.9 | 19.7 | 5.9 | 123.8 | 5.2 | str-cu NE | a-str NW | str-cu E | — | — | 1.8 | 0.4 | 0.6 | 0.4 | 1.2 |
| 5 2.1 | 28 | 20 | 11 | 8.6 | 3.7 | 77.6 | 34.2 | 1.4 | str | str | str | 1.0 | 6.0 | 5.1 | 0.4 | 0.0 | 0.5 | 1.4 |
| 4 2.6 | 24 | 0 | 32 | 8.8 | 6.0 | 6.6 | 90.1 | 3.8 | fr-str S | cu-ni NW | ci-str W | 0.5 | — | — | 0.1 | 0.2 | 0.2 | 0.6 |
| 2 0.6 | 0 | 10 | 5 | 10.9 | 11.7 | 8.5 | 23.5 | 1.0 | cu E | str-cu N | str-cu N | — | — | — | 0.0 | 0.1 | 0.2 | 0.4 |
| 0 3.2 | 93 | 130 | 174 | 19.2 | 36.4 | 92.2 | 39.4 | 1.6 | str-cu N | str-cu N | str-cu N | — | — | — | 0.1 | 0.6 | 0.8 | 0.4 |
| 6 6.9 | 102 | 110 | 51 | 98.6 | 39.2 | 15.6 | 227.2 | 9.5 | str-cu N | str-cu N | str-cu N | 8.3 | 5.0 | 8.2 | 0.7 | 0.2 | 0.3 | 2.1 |
| 1 7.7 | 298 | 80 | 128 | 61.4 | 35.7 | 16.3 | 116.2 | 4.8 | str-cu N | a-cu NE | str cu N | — | — | 0.0 | 0.3 | 0.6 | 0.6 | 0.8 |
| 2 7.0 | 240 | 385 | 11 | 91.5 | 76.9 | 49.6 | 143.5 | 6.0 | str-cu N | str-cu NW | str-cu N | 1.0 | 1.9 | 0.7 | 0.4 | 0.4 | 0.7 | 1.6 |
| 1 6.2 | 320 | 136 | 192 | 93.6 | 54.5 | 63.0 | 220.1 | 9.2 | str-cu N | str-cu N | str-cu N | 1.5 | 6.5 | 2.2 | 0.2 | 0.2 | 0.4 | 1.3 |
| 7 5.5 | 354 | 257 | 208 | 98.1 | 82.0 | 57.6 | 215.6 | 9.0 | str-cu NW | str-cu SSW | str-cu NW | 2.3 | 0.3 | 0.0 | 0.6 | 0.5 | 0.8 | 1.2 |
| 1 2.5 | 56 | 5 | 0 | 95.9 | 3.0 | 8.7 | 235.5 | 9.8 | str-cu SW | str-cu SW | cu S | 4.6 | 2.5 | 1.5 | 0.5 | 0.1 | 0.0 | 1.8 |
| 5 1.5 | 85 | 140 | 32 | 14.4 | 20.9 | 14.0 | 26.1 | 1.1 | str-cu SE | cu-ni S | cu S | — | 0.0 | — | 0.0 | 0.0 | 0.0 | **0.1** |
| 4 -5.0 | 149 | 175 | 0 | 37.5 | 76.6 | 31.0 | 72.4 | 3.0 | str-cu SW | cu E | | 2.1 | 1.8 | — | 0.1 | 0.3 | 0.6 | **0.1** |
| 0 -7.1 | 0 | 0 | 0 | 20.1 | 2.7 | 0.8 | 127.7 | 5.3 | str-cu SE | cu SE | str-cu NE | — | — | — | 0.5 | 0.0 | 0.0 | 1.4 |
| 5 4.4 | 110 | 99 | 104 | 48.4 | 37.8 | 38.8 | 125.1 | 5.2 | | | | 95.3 | 50.1 | 31.0 | 11.6 | 10.8 | 12.2 | 35.0 |

Las observaciones se efectuaron según hora oficial de Chile (75° de long.)

Alle Beobachtungen nach chilenischer Einheitszeit (75° Länge).

**PUERTO MONTT** (H = 6 m) **JUNIO 1912** φ = 41° 28′ S λ = 72° 55′ W $C_g$ =

| Día / Tag | Barómetro / Barometer 700 mm + | | | Temperatura del aire / Lufttemperatur C° | | | | | Humedad absoluta / Absolute Feuchtigkeit mm | | | Humedad relativa / Relative Feuchtigkeit % | | | Dirección y fuerza del viento / Richtung und Stärke des Windes 0—12 B. | | | | | | Nebulosidad / Bewölkung 0—10 | | | Agua caída / Niederschlag mm | Notas / Bemerkungen |
|---|---|---|---|---|---|---|---|---|---|---|---|---|---|---|---|---|---|---|---|---|---|---|---|---|
| | 7a | 2p | 9p | 7a | 2p | 9p | Max. | Min. | 7a | 2p | 9p | 7a | 2p | 9p | 7a | | 2p | | 9p | | 7a | 2p | 9p | 7a-7a | |
| 1 | 66.7 | 66.1 | 65.9 | 10.6 | 14.6 | 10.0 | 14.6 | 8.3 | 8.8 | **10.2** | 8.4 | 93 | 83 | 92 | W | 1 | W | 1 | C | 0 | 10 | 9 | 10 | 0.1 | ≡ n 8a; ≡ n |
| 2 | 61.5 | 58.8 | 56.9 | 5.2 | 10.2 | 8.4 | 12.8 | 3.2 | 6.4 | 8.4 | 7.8 | 97 | 91 | 94 | NW | 2 | C | 0 | C | 0 | 3 | 9 | 10 | 0.0 | ≡² todo el dia |
| 3 | 54.8 | 51.7 | 53.7 | 12.0 | 13.6 | 12.0 | 13.6 | 8.2 | 8.2 | 8.2 | 9.1 | 79 | 71 | 88 | N | 6 | N | 6 | N | 6 | 10 | 10 | 10 | — | ≡ a interv 2p35-n |
| 4 | 57.0 | 58.1 | 60.3 | 10.0 | 15.2 | 11.0 | **16.0** | 9.0 | 8.0 | 9.4 | 8.6 | 87 | 73 | 87 | N | 3 | NW | 3 | NW | 3 | 4 | 1 | 3 | 11.9 | ● an, ● ch 4p |
| 5 | 63.4 | 64.2 | 65.7 | 8.7 | 14.6 | 9.0 | 15.0 | 7.9 | 7.5 | 8.9 | 7.0 | 89 | 72 | 81 | N | 3 | W | 2 | W | 2 | 2 | 1 | 0 | 2.3 | ≡ am y n |
| 6 | 65.6 | 60.7 | 54.8 | 9.0 | 12.0 | 9.0 | 13.0 | 8.0 | 7.2 | 7.2 | 7.2 | 84 | 69 | 84 | N | 3 | N | 1 | N | 2 | 6 | 10 | 10 | 0.1 | ⌓ am, n |
| 7 | 53.1 | 49.9 | 50.9 | 9.2 | 11.6 | 12.0 | 12.0 | 8.0 | 7.3 | 7.8 | 8.4 | 84 | 77 | 82 | N | 5 | N | 6 | N | 8 | 10 | 8 | 10 | 17.0 | ● y ↙ n-7a30; ↙ n |
| 8 | 51.0 | **45.9** | 48.4 | 7.9 | 12.0 | 9.0 | 12.6 | 6.2 | 7.2 | 7.4 | 7.4 | 90 | 71 | 87 | NW | 1 | N | 4 | N | 4 | 4 | 10 | 10 | 10.7 | ● an, ● ch 3p-n; ↖ |
| 9 | 51.3 | 49.6 | 57.2 | 8.4 | 9.0 | 7.0 | 9.8 | 6.0 | 7.1 | 7.0 | 6.1 | 87 | 81 | 81 | NW | 2 | N | 4 | N | 2 | 7 | 8 | 10 | 11.5 | ● todo el dia |
| 10 | 59.6 | 60.6 | 60.0 | 8.4 | 10.5 | 9.2 | 10.6 | 6.2 | 7.1 | 8.1 | 8.4 | 87 | 87 | 98 | N | 1 | N | 4 | N | 4 | 10 | 10 | 10 | 14.9 | ● ch a interv; ↖ n |
| 11 | 58.3 | 59.1 | 57.1 | 10.4 | 13.0 | 10.9 | 13.2 | 9.3 | 8.2 | 7.3 | 7.7 | 88 | 66 | 79 | NW | 3 | W | 3 | N | 6 | 10 | 5 | 10 | 13.0 | ● ch a; ↖ y ↙ n |
| 12 | 54.0 | 55.7 | 59.2 | 9.5 | 12.0 | 7.2 | 12.6 | 6.4 | 7.3 | 7.0 | 6.5 | 83 | 67 | 86 | NW | 4 | W | 3 | W | 2 | 9 | 10 | 10 | 2.5 | ● ch a interv; ↖ lejan |
| 13 | 59.9 | 59.6 | 61.6 | 6.0 | 9.1 | 6.8 | 11.0 | 6.0 | 5.9 | 7.3 | 5.7 | 85 | 86 | 77 | N | 3 | NW | 2 | W | 2 | 5 | 8 | 10 | 12.0 | ● ch a interv |
| 14 | 61.5 | 62.2 | 65.9 | 5.0 | 10.0 | 5.0 | 10.0 | 3.2 | 5.5 | 7.0 | 5.7 | 84 | 76 | 87 | NW | 2 | W | 2 | W | 1 | 9 | 6 | 0 | 9.3 | ● ch a; ⌓ n; ⌒ 3p |
| 15 | 63.9 | 60.1 | 54.6 | 6.0 | 9.2 | 9.0 | 10.0 | 2.9 | 5.8 | 6.8 | 7.6 | 84 | 79 | 89 | NW | 2 | N | 5 | N | 8 | 8 | 10 | 10 | 9.2 | ≡ am, ● 3p35-MN; ⌒ |
| 16 | 60.0 | 61.2 | 64.6 | 7.6 | 11.2 | 8.0 | 11.2 | 6.2 | 7.1 | 7.7 | 6.9 | 91 | 78 | 86 | N | 3 | NW | 2 | W | 1 | 10 | 10 | 3 | 18.6 | ● MN-8a, ● ch a |
| 17 | 66.1 | 64.7 | 63.5 | 9.2 | 12.2 | 10.1 | 13.2 | 7.3 | 7.5 | 7.7 | 7.9 | 87 | 73 | 86 | NW | 4 | N | 2 | N | 1 | 10 | 10 | 10 | 5.1 | ≡ am-8a, 3p-n [⌒ |
| 18 | 60.6 | 61.7 | 62.2 | 10.5 | 9.2 | 8.2 | 11.0 | 8.2 | 8.4 | 8.3 | 7.4 | 90 | 96 | 92 | N | 4 | S | 3 | S | 1 | 10 | 10 | 10 | 5.0 | ● ch a interv |
| 19 | 65.9 | 66.0 | 67.2 | 3.3 | 10.9 | 3.8 | 11.4 | 2.9 | 5.2 | 7.9 | 5.2 | 85 | 82 | 87 | SW | 1 | S | 2 | S | 1 | 1 | 3 | 0 | 8.8 | ⌓ am, n, ≡ p; ∪ |
| 20 | 64.2 | 63.6 | 63.1 | 1.9 | 12.1 | 6.6 | 12.2 | 1.0 | 4.9 | 7.9 | 6.9 | 93 | 75 | 94 | SW | 1 | NW | 2 | N | 2 | 8 | 1 | 10 | — | ⌊ an |
| 21 | 61.4 | 60.4 | 58.0 | 7.1 | 10.2 | 9.6 | 10.4 | 5.2 | 6.8 | 7.2 | 7.3 | 90 | 78 | 83 | N | 4 | N | 4 | N | 6 | 8 | 10 | 8 | — | ● y ↙ n |
| 22 | 54.7 | 54.7 | 56.0 | 10.0 | 11.0 | 8.0 | 11.1 | 7.6 | 8.0 | 8.6 | 6.9 | 87 | 87 | 86 | N | 5 | N | 2 | W | 2 | 10 | 10 | 8 | 8.6 | ● todo el dia |
| 23 | 58.1 | 54.7 | 52.6 | 8.0 | 10.7 | 8.2 | 11.0 | 8.0 | 7.1 | 8.3 | 7.4 | 89 | 87 | 92 | NW | 3 | N | 1 | N | 1 | 9 | 8 | 10 | 8.8 | ● 9p30-MN |
| 24 | 52.1 | 57.8 | 57.6 | 9.2 | 9.6 | 7.6 | 10.4 | 7.0 | 7.8 | 7.7 | 7.1 | 91 | 87 | 91 | N | 4 | W | 1 | N | 2 | 9 | 8 | 10 | 4.3 | ● an, ≡ a, ● ch a |
| 25 | 51.8 | 52.8 | 60.9 | 7.6 | 6.4 | 7.0 | 9.2 | 6.3 | 6.0 | 6.3 | 6.7 | 77 | 88 | 90 | N | 5 | N | 3 | W | 3 | 10 | 10 | 10 | **18.9** | ● ch a interv [△ |
| 26 | 59.3 | 61.5 | 62.3 | 6.5 | 7.0 | 5.8 | 8.1 | 4.8 | 6.1 | 6.1 | 5.4 | 84 | 81 | 79 | NW | 3 | NW | 2 | NW | 1 | 9 | 7 | 10 | 13.0 | ● ch a interv; ⌒ al |
| 27 | 64.3 | 65.1 | 66.8 | 3.6 | 6.8 | 4.0 | 8.8 | 2.2 | 5.3 | 6.1 | 5.3 | 90 | 83 | 87 | NW | 3 | W | 2 | C | 0 | 5 | 7 | 6 | 11.3 | ● ch a interv |
| 28 | 67.4 | 66.6 | 66.3 | 3.0 | 8.9 | 4.2 | 9.6 | 2.4 | 5.1 | 5.5 | 5.6 | 90 | 65 | 90 | C | 0 | W | 1 | W | 1 | 7 | 3 | 9 | 3.7 | ≡ 3p30-n |
| 29 | 63.8 | 68.0 | 72.3 | 4.1 | 5.0 | -2.0 | 5.0 | -2.8 | 5.0 | **2.7** | 3.2 | 82 | **42** | 81 | N | 2 | S | 5 | S | 3 | 6 | 0 | 0 | 2.3 | ≡ 9a, △, ✳ 10a18 |
| 30 | 73.1 | 72.6 | **73.5** | -1.0 | 6.4 | 3.0 | 8.2 | **-3.0** | 4.2 | 4.9 | 4.7 | **99** | 68 | 83 | SW | 1 | SE | 1 | S | 1 | 8 | 8 | 10 | 1.0 | ⌊ an, ⌓ n |
| Pro. Mit. | 60.1 | 59.8 | 60.6 | 7.2 | 10.5 | 7.6 | 11.2 | 5.4 | 6.7 | 7.4 | 6.8 | 88 | 77 | 87 | | 2.8 | | 2.6 | | 2.5 | 7.6 | 7.3 | 7.9 | 223.9 | |

**PUNTA CORONA** (H = 25 m) **JUNIO 1912** φ = 41° 51′ S λ = 73° 50′ W $C_g$ =

| | | | | | | | | | | | | | | | | | | | | | | | | | |
|---|---|---|---|---|---|---|---|---|---|---|---|---|---|---|---|---|---|---|---|---|---|---|---|---|---|
| 1 | | | | 10.4 | 12.6 | 9.4 | 13.0 | 5.7 | 8.7 | **9.6** | 8.6 | 93 | 89 | 98 | C | 0 | C | 0 | C | 0 | 5 | 0 | 0 | — | |
| 2 | | | | 8.6 | 10.2 | 7.8 | 12.5 | 5.9 | 7.7 | 8.8 | 7.5 | 92 | 95 | 94 | SE | 4 | S | 3 | S | 1 | 10 | 0 | 0 | — | |
| 3 | | | | 10.8 | 11.4 | 10.0 | 13.0 | 6.2 | 8.9 | 8.8 | 8.2 | 93 | 88 | 89 | N | 10 | SE | 2 | N | 10 | 10 | 10 | 10 | — | ● 11a15-1p40, 8p5-8p45, 9p |
| 4 | | | | 11.2 | 12.0 | 9.8 | **13.7** | 6.3 | 8.7 | 9.2 | 8.3 | 88 | 89 | 92 | N | 5 | NNW | 8 | N | 7 | 10 | 7 | 10 | 12.6 | ● 3p15-8p5, △ 8p40-8p50, |
| 5 | | | | 11.0 | 12.0 | 11.2 | 13.3 | 6.3 | 9.0 | 9.4 | 8.4 | 92 | 91 | 85 | N | 2 | N | 2 | N | 3 | 10 | 10 | 10 | 8.2 | ● MN-5a5; ↙ N 10a-11p45 |
| 6 | | | | 8.6 | 10.6 | 10.2 | 12.9 | 5.7 | 7.4 | 8.1 | 9.0 | 89 | 85 | 97 | NE | 3 | C | 0 | NNW | 1 | 5 | 5 | 10 | — | ● 11p35-MN |
| 7 | | | | 7.4 | 9.8 | 11.0 | 12.3 | 6.0 | 7.5 | 8.8 | 7.8 | 98 | 98 | 80 | NE | 4 | N | 10 | NW | 2 | 10 | 10 | 5 | 7.3 | ● MN-3a20; ↖ 4p55-8p50 |
| 8 | | | | 9.0 | 10.0 | 9.8 | 12.3 | 6.5 | 7.4 | 7.7 | 7.1 | 87 | 84 | 79 | NE | 1 | N | 5 | N | 6 | 10 | 10 | 10 | — | ● 4p15-MN, △ 4p45-4p50 |
| 9 | | | | 9.4 | 9.6 | 6.0 | 10.7 | 4.5 | 7.3 | 7.2 | 6.4 | 84 | 82 | 91 | N | 10 | N | 11 | NW | 4 | 10 | 10 | 10 | 13.7 | ● interv 6a10-0p10, 3p25-5 |
| 10 | | | | 10.4 | 11.2 | 11.0 | 11.9 | 5.5 | 8.0 | 8.4 | 8.6 | 85 | 85 | 87 | NW | 6 | N | 11 | N | 7 | 10 | 10 | 10 | 14.8 | ● 8a40-10a5, 2a5-5a35 |
| 11 | | | | 11.2 | 11.4 | 10.4 | 12.7 | 6.2 | 8.9 | 8.6 | 8.9 | 90 | 86 | 95 | NW | 10 | N | 4 | N | 11 | 10 | 10 | 10 | 7.0 | ● 2a10-6a45, 10a15-0p15, 4 |
| 12 | | | | 10.6 | 10.4 | 9.0 | 11.7 | 6.3 | 6.8 | 7.5 | 6.5 | 72 | 80 | 76 | NW | 6 | NW | 6 | NW | 9 | 10 | 5 | 2 | 13.0 | ● 9a14-11a45 |
| 13 | | | | 9.2 | 10.2 | 7.0 | 11.3 | 5.3 | 8.4 | 9.0 | 6.8 | 98 | 97 | 91 | NW | 5 | SW | 7 | SW | 1 | 10 | 5 | 5 | 3.1 | ● 5a10-5a40; ↙ 8p30-MN |
| 14 | | | | 5.6 | 7.8 | 6.8 | 9.9 | 5.1 | 5.5 | 7.5 | 7.0 | 82 | 94 | 94 | NW | 2 | SW | 2 | SE | 1 | 10 | 5 | 10 | 5.1 | ● 0a15-4a50, 10a5-10a50; ↙ |
| 15 | | | | 6.6 | 10.0 | 9.2 | 12.3 | 6.0 | 6.6 | 8.2 | 8.4 | 91 | 89 | 98 | E | 2 | N | 10 | N | 11 | 10 | 10 | 10 | 1.5 | ● 4p20-MN |
| 16 | | | | 9.8 | 8.8 | 10.0 | 12.5 | 5.7 | 8.6 | 7.8 | 7.5 | 95 | 92 | 82 | SW | 7 | NW | 8 | NE | 1 | 10 | 4 | 9 | **27.7** | ● MN-2a50, 11a5-0p10; ⌒ |
| 17 | | | | 9.8 | 11.2 | 10.2 | 13.0 | 7.1 | 7.9 | 8.2 | 8.6 | 87 | 83 | 93 | NE | 1 | N | 3 | SE | 1 | 10 | 10 | 10 | 2.5 | |
| 18 | | | | 10.4 | 8.8 | 8.4 | 11.9 | 5.7 | 9.2 | 8.0 | 7.8 | 98 | 95 | 94 | NW | 3 | S | 2 | NW | 1 | 10 | 10 | 10 | — | ● 8a15-0p20, 7p45-MN; ↙ |
| 19 | | | | 7.0 | 10.0 | 9.4 | 11.3 | 5.5 | 7.3 | 6.6 | 6.7 | 98 | 72 | 76 | NW | 1 | N | 2 | SW | 2 | 5 | 10 | 5 | 13.7 | ● MN-1a15 |
| 20 | | | | 11.2 | 10.0 | 9.4 | 12.3 | 6.0 | 9.7 | 7.7 | 7.5 | 98 | 84 | 87 | S | 1 | SE | 2 | NW | 2 | 2 | 6 | 5 | — | |
| 21 | | | | 9.6 | 8.8 | 8.4 | 11.5 | 6.3 | 7.7 | 7.8 | 8.0 | 87 | 92 | 97 | N | 4 | N | 7 | N | 10 | 5 | 10 | 10 | — | ● 9p35-9p50, 10p5-MN |
| 22 | | | | 10.6 | 9.0 | 8.6 | 11.1 | 5.2 | 8.1 | 7.4 | 7.9 | 85 | 87 | 95 | N | 1 | N | 3 | NNW | 1 | 10 | 10 | 10 | 10.8 | ● MN-3a40, 1p15, ≡ 4p |
| 23 | | | | 8.2 | 7.4 | 8.4 | 9.7 | 6.3 | 7.9 | 7.5 | 7.8 | 98 | 98 | 94 | NNW | 1 | N | 2 | SE | 3 | 10 | 10 | 5 | 8.1 | ● 3a15-4a45, 7p5-8p10, 9p |
| 24 | | | | 8.2 | 9.0 | 7.4 | 10.5 | 6.1 | 7.2 | 6.3 | 7.2 | 89 | 73 | 94 | C | 0 | NNW | 3 | E | 4 | 10 | 5 | 8 | 8.4 | ● MN-2a20, 7p5-MN |
| 25 | | | | 7.0 | 7.8 | 7.6 | 9.5 | 4.3 | 6.6 | 7.0 | 5.2 | 88 | 89 | 67 | E | 7 | E | 2 | NW | 1 | 10 | 7 | 10 | 18.1 | ● MN-2a25, 5a20-1p40; ↙ |
| 26 | | | | 7.0 | 8.0 | 6.4 | 9.3 | 5.0 | 7.3 | 7.6 | 6.8 | 98 | 94 | 94 | N | 11 | NW | 1 | W | 1 | 10 | 10 | 10 | 11.0 | ● 2a5-6a50, 11a10-11a45, 3 |
| 27 | | | | 4.2 | 7.4 | 5.6 | 8.5 | 4.3 | 6.0 | 5.3 | 5.5 | 97 | 69 | 82 | SW | 1 | S | 2 | S | 2 | 5 | 5 | 5 | 9.7 | ● 1a10-3a20, △ 5a10-5a20 |
| 28 | | | | 4.4 | 7.4 | 6.6 | 8.8 | 3.8 | 6.0 | 5.7 | 5.6 | 97 | 74 | 77 | C | 0 | SW | 2 | SW | 2 | 10 | 5 | 7 | — | |
| 29 | | | | 5.2 | 0.4 | 1.8 | 7.1 | **0.4** | 6.4 | 4.6 | **3.5** | 97 | 98 | **66** | NW | 1 | S | 7 | S | 1 | 10 | 8 | 9 | 4.7 | ● 1a15-6a45, ∽ |
| 30 | | | | 3.2 | 6.0 | 5.0 | 6.9 | 2.7 | 5.6 | 5.5 | 6.3 | 97 | 79 | 97 | C | 0 | S | 4 | C | 0 | 10 | 0 | 0 | — | |
| Pro. Mit. | | | | 8.5 | 9.3 | 8.4 | 11.2 | 5.4 | 7.6 | 7.7 | 7.3 | 91 | 87 | 88 | | 3.6 | | 4.4 | | 3.5 | 8.9 | 7.2 | 7.5 | 201.0 | |

Barómetro reducido a 0°C y a gravedad normal. Barometer reduciert auf 0°C und Normal

(1) 11p-MN. (2) 11p5-11p10, △ 7p25-7p35 (3) p40, 10p30-2a20; ↖ 9p10-MN (4) 10p30. (5) SW-NE duró 15″; (6) 1p10-11p45 (7) 10-4p45. (8) 6a15-1p45.

**MONTT** (H = 6 m) **JUNIO 1912** φ = 41° 28′ S λ = 72° 55′ W $h_a$ = —

| Velocidad del viento (Windgeschwindigkeit) m/minuto 7a | 2p | 9p | km 9p-7a | 7a-2p | 2p-9p | 7a-7a | k/1h | Nubes (clase y dirección) (Wolken (Art und Richtung)) 7a | 2p | 9p | Agua caída (Niederschlag) mm 7a | 2p | 9p | Evaporación (Verdunstung) mm 7a | 2p | 9p | 7a-7a |
|---|---|---|---|---|---|---|---|---|---|---|---|---|---|---|---|---|---|
| | | | | | | | | ni NW | cu-ni NW | | 0.1 | 0.0 | — | | | | |
| | | | | | | | | fr-cu N | ci W | | — | — | — | | | | |
| | | | | | | | | cu-ni N | a-str N | ni NW | — | — | 1.9 | | | | |
| | | | | | | | | fr-ni NW | fr-cu NW | ni NW | 10.0 | — | 2.3 | | | | |
| | | | | | | | | fr-cu NW | fr-cu W | | — | 0.1 | — | | | | |
| | | | | | | | | fr-cu NE, ci W | a-str | a-str | — | — | — | | | | |
| | | | | | | | | cu-ni N | cu-ni N | cu-ni N | 17.0 | 0.5 | 1.0 | | | | |
| | | | | | | | | fr-cu N, ci W | cu-ni N | ni N | 9.2 | — | 5.8 | | | | |
| | | | | | | | | ni NW, ci W | a-str N | ni N | 5.7 | 5.5 | 8.4 | | | | |
| | | | | | | | | ni N | ni NW, ci-str | ni NW | 1.0 | 1.0 | 3.6 | | | | |
| | | | | | | | | ni NW | cu-ni NW, ci | ni | 8.4 | 0.2 | — | | | | |
| | | | | | | | | cu-ni W | ni NW | ni NW | 2.3 | 5.0 | 3.6 | | | | |
| | | | | | | | | fr-cu NW, ci | a-str W | a-str W | 3.4 | 3.0 | 0.4 | | | | |
| | | | | | | | | ni W | ni W | | 5.9 | 8.8 | — | | | | |
| | | | | | | | | ni W | cu-ni N | ni N | 0.4 | — | 6.6 | | | | |
| | | | | | | | | ni NW | ni NW | fr-ni W | 12.0 | 2.0 | 2.8 | | | | |
| | | | | | | | | cu-ni N | a-str NW | ni N | 0.3 | 1.5 | 2.0 | | | | |
| | | | | | | | | ni N | cu-ni S | a-str S | 1.5 | 6.0 | 2.8 | | | | |
| | | | | | | | | | fr-cu SW | | — | — | — | | | | |
| | | | | | | | | ci | ci | ni N | — | — | — | | | | |
| | | | | | | | | a-cu NW | ni NE, a-str NW | cu-ni N | — | — | — | | | | |
| | | | | | | | | ni N | a-str N | a-cu NW | 8.6 | 3.0 | 5.8 | | | | |
| | | | | | | | | cu-ni N | ni NE, ci | ni N | — | — | — | | | | |
| | | | | | | | | cu-ni N | cu-ni NW | ni N | 4.3 | 3.4 | 9.5 | | | | |
| | | | | | | | | ni N | ni N | ni N | 6.0 | 7.0 | 3.0 | | | | |
| | | | | | | | | cu-ni NW | cu-ni NW | ni NW | 3.0 | 5.1 | 0.5 | | | | |
| | | | | | | | | fr-cu NW | ni W | ci-cu SW | 5.7 | 2.2 | 1.5 | | | | |
| | | | | | | | | a-cu SW | fr-cu SW | a-cu S | — | — | 0.5 | | | | |
| | | | | | | | | cu-ni W | | | 1.8 | 1.0 | — | | | | |
| | | | | | | | | a-cu SW | a-cu SW | a-cu S | — | — | — | | | | |
| | | | | | | | | | | | 106.6 | 55.3 | 62.0 | | | | |

**A CORONA** (H = 25 m) **JUNIO 1912** φ = 41° 51′ S λ = 73° 50′ W $h_a$ = 3.6

| | | | | | | | | | | | | | | | | | |
|---|---|---|---|---|---|---|---|---|---|---|---|---|---|---|---|---|---|
| 0 | 0 | 0 | | | | | | ni, ci | | | — | — | — | | | | |
| 500 | 400 | 100 | | | | | | ni | | | — | — | — | | | | |
| 1000 | 300 | 1000 | | | | | | ni | ni | ni | — | 3.2 | 4.1 | | | | |
| 700 | 800 | 900 | | | | | | ni | str | ni | 5.3 | — | 2.2 | | | | |
| 300 | 200 | 400 | | | | | | ni, ci | ni, ci | ni, ci | 6.0 | — | — | | | | |
| 400 | 0 | 50 | | | | | | ni | ni | cu-ni | — | — | — | | | | |
| 500 | 1400 | 300 | | | | | | ni | ni | ni | 7.3 | — | — | | | | |
| 100 | 700 | 850 | | | | | | ni | ni | ni | — | — | 11.2 | | | | |
| 1000 | 1500 | 500 | | | | | | ni | ni | ni | 2.5 | 6.2 | 5.1 | | | | |
| 900 | 1100 | 800 | | | | | | cu | ni | ni | 3.5 | 2.5 | — | | | | |
| 1000 | 600 | **1800** | | | | | | ni | ni | ni | 4.5 | 3.2 | 5.1 | | | | |
| 800 | 700 | 840 | | | | | | ni | fr-cu | cu-ni | 4.7 | 2.0 | — | | | | |
| 600 | 800 | 100 | | | | | | ni | a-cu | cu-ni, a-cu | 1.1 | — | — | | | | |
| 300 | 200 | 100 | | | | | | ni | cu-ni | ni | 5.1 | 1.5 | — | | | | |
| 300 | 1200 | **1800** | | | | | | ni | ni | ni | — | — | 14.5 | | | | |
| 500 | 750 | 100 | | | | | | ni | ni | ni | 13.2 | 2.5 | — | | | | |
| 100 | 400 | 100 | | | | | | ni | cu-ni | ni | — | — | — | | | | |
| 400 | 300 | 50 | | | | | | ni | ni | ni | — | 6.2 | 0.0 | | | | |
| 50 | 200 | 200 | | | | | | cu, ni | | cu | 7.5 | — | — | | | | |
| 100 | 300 | 300 | | | | | | fr-cu | cu | cu | — | — | — | | | | |
| 500 | 850 | 1000 | | | | | | cu, ni | | ni | — | — | — | | | | |
| 200 | 420 | 150 | | | | | | ni | ni | cu | 10.8 | 1.5 | 4.3 | | | | |
| 50 | 300 | 400 | | | | | | ni | cu | ni | 2.3 | — | 2.1 | | | | |
| 0 | 400 | 500 | | | | | | ni | cu-ni | ni | 6.3 | — | 4.1 | | | | |
| 900 | 300 | 100 | | | | | | ni | ni | ni | 14.0 | 6.5 | 0.0 | | | | |
| 1300 | 100 | 50 | | | | | | cu, ni | cu-ni | cu-ni | 4.5 | 2.0 | 4.0 | | | | |
| 50 | 150 | 150 | | | | | | ni | cu-ni | cu | 3.7 | — | — | | | | |
| 0 | 200 | 200 | | | | | | ni | cu | cu | — | — | — | | | | |
| 50 | 800 | 100 | | | | | | ni | a-str | a-cu | 4.7 | — | — | | | | |
| 0 | 500 | 0 | | | | | | | | | — | — | — | | | | |
| 420 | 529 | 431 | | | | | | | | | 107.0 | 37.3 | 56.7 | | | | |

Las observaciones se efectuaron según hora oficial de Chile (75° de long.)

Alle Beobachtungen nach chilenischer Einheitszeit (75° Länge).

**HUAFO** (H = 142 m) **JUNIO 1912** φ = 43° 33′ S λ = 74° 45′ W $C_g$ =

| Dia Tag | Barómetro Barometer 700 mm + 7a | 2p | 9p | Temperatura del aire Lufttemperatur C° 7a | 2p | 9p | Max. | Min. | Humedad absoluta Absolute Feuchtigkeit mm 7a | 2p | 9p | Humedad relativa Relative Feuchtigkeit % 7a | 2p | 9p | Dirección y fuerza del viento Richtung und Stärke des Windes 0—12 B 7a | 2p | 9p | Nebulosidad Bewölkung 0—10 7a | 2p | 9p | Agua caída Niederschlag mm 7a-7a | Notas Bemerkungen |
|---|---|---|---|---|---|---|---|---|---|---|---|---|---|---|---|---|---|---|---|---|---|---|
| 1 | 54.6 | 54.5 | 54·0 | 10.5 | 10.6 | 10.4 | 10.8 | 9.1 | 8.0 | 8.8 | 8.6 | 85 | 93 | 92 | NE 3 | NE 3 | NE 3 | 8 | 8 | 8 | — | ≡ a interv MN-MD |
| 2 | 50.9 | 46.7 | 42.9 | 9.2 | 10.2 | 10.2 | 10.5 | 9.0 | 8.4 | 8.4 | 8.8 | 98 | 91 | 95 | NE 4 | NE 2 | NE 4 | 8 | 8 | 5 | — | ≡ a interv MN-11a20 |
| 3 | 39.5 | 35.8 | 35.6 | 10.1 | 10.1 | 11.4 | 11.5 | 9.3 | 8.1 | 9.1 | 9.6 | 88 | 99 | 96 | NE 6 | NE 9 | N 10 | 9 | 10 | 10 | — | ‖ 9a30-MN; ⌐ NE 5a-MN |
| 4 | 41.1 | 43.4 | 45.7 | 10.0 | 10.4 | 9.8 | 10.8 | 8.0 | 8.1 | 8.1 | 6.9 | 88 | 87 | 76 | N 9 | N 8 | N 6 | 4 | 8 | 5 | 5.8 | ‖ MN-5a10; ⌐ N MN-5a10 |
| 5 | 49.2 | 50.1 | 51.4 | 10.0 | 11.0 | 11.2 | **11.7** | 8.9 | 8.2 | 8.3 | 8.3 | 89 | 85 | 84 | NE 4 | NE 5 | NNE 9 | 7 | 6 | 7 | — | |
| 6 | 50.3 | 47.0 | 39.7 | 10.4 | 10.4 | 10.3 | 10.6 | 10.0 | **9.4** | 9.2 | 9.1 | 00 | 98 | 97 | NNE 9 | NNE 9 | N 10 | 10 | 10 | 10 | 0.0 | ‖ 3a50-MN; ⌐ NNE a N,0 |
| 7 | 36.7 | 35.0 | 34.7 | 9.9 | 10.4 | 9.3 | 10.9 | 8.2 | 9.1 | **9.4** | 7.3 | 00 | 00 | 84 | N 10 | N 4 | N 9 | 10 | 10 | 5 | 3.5 | ‖ MN-7a50; ≡ 7a50-8p; ⌐ |
| 8 | 34.7 | 30.4 | **27.9** | 9.8 | 9.5 | 8.4 | 9.9 | 7.0 | 8.0 | 7.6 | 5.8 | 88 | 87 | 70 | NNE 7 | NE 9 | NW 9 | 7 | 10 | 8 | 3.5 | ●° ch 9a20-MN, △ 7p10,1 |
| 9 | 35.0 | 33.8 | 39.2 | 8.2 | 7.8 | 7.9 | 8.7 | 6.2 | 6.1 | 6.5 | 6.2 | 75 | 82 | 78 | NW 9 | WNW 5 | W 5 | 8 | 8 | 5 | 8.7 | ● ch MN-3p45, 5p45-7p10 |
| 10 | 44.4 | 43.1 | 44.4 | 8.0 | 10.8 | 10.1 | 10.9 | 6.1 | 6.9 | 8.3 | 7.7 | 86 | 87 | 83 | NW 5 | NNW 7 | NW 7 | 8 | 10 | 8 | 17.2 | ● ch 4p30-10p20 |
| 11 | 44.4 | 44.4 | 39.7 | 9.1 | 9.9 | 7.9 | 10.0 | 5.0 | 7.0 | 6.9 | 6.4 | 81 | 75 | 81 | WNW 7 | NNW 4 | N 9 | 3 | 7 | 9 | 7.7 | ● ch 2a10-5a20, 5p30-MN |
| 12 | 37.9 | 40.1 | 43.5 | 8.4 | 9.0 | 7.6 | 9.1 | 6.0 | 6.6 | 6.5 | 6.1 | 81 | 76 | 79 | NW 9 | W 7 | W 6 | 7 | 5 | 5 | **37.4** | ● ch MN-9a30, 4p20-7p50 |
| 13 | 45.1 | 45.0 | 46.9 | 6.1 | 6.8 | 6.0 | 7.0 | 5.0 | 5.9 | 5.4 | 5.8 | 84 | 73 | 84 | WNW 6 | WSW 5 | SW 6 | 9 | 5 | 6 | 15.3 | ● ch 3a?0-MN; ⌒ 8a30-8a |
| 14 | 47.1 | 49.9 | 51.5 | 5.4 | 6.7 | 6.0 | 7.0 | 4.0 | 5.0 | 4.8 | 5.0 | 75 | 66 | 72 | SW 5 | SW 5 | WNW 3 | 4 | 3 | 5 | 18.5 | ● ch-MN 4a10 |
| 15 | 46.9 | 40.2 | 37.9 | 8.4 | 9.5 | 9.1 | 9.9 | 7.0 | 7.2 | 8.9 | 7.7 | 88 | 00 | 91 | NE 9 | NE 11 | WNW 7 | 8 | 10 | 7 | 1.9 | ‖ 0a30-8p40; ≡ 8p40-MN; |
| 16 | 43.7 | 48.0 | 50.8 | 8.2 | 7.9 | 8.0 | 8.4 | 7.1 | 7.3 | 6.9 | 7.8 | 91 | 88 | 98 | W 6 | WSW 5 | NW 3 | 6 | 7 | 10 | 3.8 | ≡ MN-4a45, 6p-MN |
| 17 | 50.7 | 49.9 | 48.7 | 10.4 | 9.9 | 10.3 | 10.4 | 8.7 | 8.9 | 9.0 | 9.3 | 95 | 99 | 00 | NNE 6 | NE 9 | NE 9 | 10 | 10 | 10 | 0.5 | ‖ 2p30-MN, ≡ MN-2p30 |
| 18 | 49.2 | 49.8 | 50.8 | 9.4 | 8.8 | 8.0 | 10.0 | 7.0 | 8.6 | 7.0 | 6.8 | 98 | 83 | 85 | W 5 | WSW 3 | WNW 1 | 10 | 6 | 4 | 7.3 | ‖ MN-5a15, ● ch 10a50; ≡ |
| 19 | 51.6 | 53.2 | 53.5 | 8.6 | 10.0 | 10.0 | 10.3 | 6.0 | 6.2 | 8.6 | 8.8 | 74 | 94 | 96 | NNW 4 | NW 7 | NNW 5 | 10 | 10 | 10 | 4.1 | ≡° todo el dia |
| 20 | 52.7 | 50.6 | 50.6 | 9.5 | 8.6 | 9.5 | 9.6 | 8.0 | 8.3 | 7.7 | 7.4 | 94 | 92 | 84 | N 6 | NE 6 | NE 7 | 8 | 8 | 8 | 1.9 | ‖ 2a15-6a10, ●¹ 11p30-MN |
| 21 | 46.1 | 39.8 | 39.7 | 10.3 | 9.9 | 9.8 | 10.4 | 8.7 | 7.7 | 8.1 | 9.0 | 82 | 89 | 00 | NE 9 | NE 10 | N 10 | 10 | 10 | 10 | 0.2 | ‖ 9a-7p; ≡ 2a30-9a; ⌐ NE |
| 22 | 40.6 | 40.7 | 42.4 | 9.0 | 7.7 | 8.3 | 9.2 | 7.0 | 7.4 | 6.9 | 5.6 | 87 | 89 | 69 | N 7 | NW 5 | NW 4 | 7 | 8 | 8 | 12.7 | ● ch [4p, N |
| 23 | 43.8 | 43.8 | 42.3 | 7.7 | 8.5 | 7.5 | 9.0 | 6.3 | 6.0 | 6.6 | 6.9 | 76 | 79 | 89 | NW 2 | NW 2 | ESE 2 | 5 | 8 | 9 | 3.6 | ●¹ ch 3a15-5a50 |
| 24 | 41.1 | 43.9 | 44.9 | 5.2 | 7.2 | 5.5 | 8.0 | 4.6 | 6.4 | 5.9 | 5.2 | 97 | 77 | 77 | SSE 2 | SW 4 | SW 2 | 6 | 4 | 3 | 14.5 | ●¹ 0a30-5a20 |
| 25 | 39.8 | 41.7 | 45.9 | 5.1 | 6.2 | 5.8 | 6.5 | 4.0 | 6.0 | 5.6 | 5.1 | 92 | 79 | 75 | SW 2 | SW 2 | SW 5 | 8 | 10 | 8 | 12.0 | ●² 2a45-1p30; ⊍ 5p40-MN |
| 26 | 42.0 | 45.9 | 48.2 | 4.2 | 5.6 | 5.2 | 6.0 | 3.3 | 5.4 | 5.2 | 4.9 | 87 | 77 | 74 | SW 7 | W 7 | W 6 | 10 | 8 | 6 | 21.9 | ●¹ 4a20-5a50, ● ch II; ≡ |
| 27 | 50.9 | 52.8 | 54.8 | 5.1 | 5.9 | 6.2 | 6.7 | 3.1 | 5.4 | 5.1 | 5.2 | 83 | 74 | 74 | SW 4 | SW 6 | SW 6 | 7 | 5 | 5 | 20.9 | ●¹ ch MN-1p20 [7a45; ⊍M |
| 28 | 55.1 | 54.0 | 54.2 | 5.2 | 5.9 | 4.8 | 6.0 | **0.4** | 5.8 | 5.8 | 3.9 | 87 | 84 | 61 | SW 4 | SW 6 | SSW 7 | 6 | 5 | 6 | 3.5 | ●¹ ch 7p30-10p40; ⊍ 8p20 |
| 29 | 57.1 | 60.5 | **62.2** | 1.6 | 4.5 | 4.4 | 4.8 | 0.8 | 3.4 | **3.0** | 3.2 | 66 | **47** | 51 | S 8 | S 2 | S 2 | 4 | 0 | 3 | 6.2 | △ 4a40 4a43, ←am, ∽; ⌣ |
| 30 | 61.1 | 60.9 | 60.9 | 4.4 | 5.6 | 5.7 | 6.0 | 2.1 | 4.8 | 5.2 | 5.3 | 77 | 77 | 77 | SW 5 | SW 4 | WSW 3 | 6 | 5 | 6 | — | [MN-3a, 7p |
| Pro. Mit. | 46.1 | 45.8 | 46.2 | 7.9 | 8.5 | 8.2 | 9.0 | 6.2 | 7.0 | 7.1 | 6.8 | 86 | 84 | 83 | 6.0 | 5.7 | 5.8 | 7.4 | 7.4 | 7.0 | 232.6 | |

**EVANGELISTAS** (H = 55 m) **JUNIO 1912** φ = 52° 24′ S λ = 75° 06′ W $C_g$ = +

| | | | | | | | | | | | | | | | | | | | | | | |
|---|---|---|---|---|---|---|---|---|---|---|---|---|---|---|---|---|---|---|---|---|---|---|
| 1 | 50.3 | 53.7 | 53.7 | 8.0 | 7.2 | 6.8 | 3.4 | 7.8 | 7.1 | 7.4 | 98 | 94 | 00 | NNW 8 | W 5 | W 3 | $10^2$ | $8^2$ | $10^2$ | 1.1 | ●¹ 3a30-6a, ● ch I- |
| 2 | 46.3 | 45.7 | 44.1 | 8.9 | 9.0 | 8.4 | 2.6 | 8.5 | 8.6 | 7.8 | 00 | 00 | 94 | NNW 7 | NW 7 | NW 6 | $10^2$ | $10^2$ | $10^2$ | 12.1 | ●⁰ 2a-10p10; ≡¹ 2a- |
| 3 | 39.9 | 38.4 | 34.9 | 8.4 | 10.0 | 9.9 | 3.8 | 7.5 | 7.1 | **9.1** | 92 | 79 | 00 | N 2 | N 2 | NNW 7 | $9^1$ | $7^2$ | $10^1$ | 31.2 | ●¹ 3p30-5p30; ‖ ⁰ 8p30 |
| 4 | 30.1 | 34.2 | 42.7 | 9.8 | 8.6 | 7.2 | 3.8 | 9.0 | 7.9 | 7.4 | 00 | 95 | 98 | N 8 | NW 6 | W 6 | $10^2$ | $9^1$ | $8^2$ | 0.6 | ● 6a-2p |
| 5 | 48.0 | 49.5 | 46.6 | 7.4 | 7.8 | 8.4 | 4.6 | 7.5 | 7.7 | 8.0 | 98 | 98 | 97 | W 4 | NNW 5 | NNW 5 | $7^1$ | $8^1$ | $7^2$ | 16.0 | ●¹ a interv 3a15-5a40,( |
| 6 | 45.2 | 46.2 | 44.9 | 7.8 | 7.8 | 7.6 | 3.2 | 7.5 | 6.8 | 7.0 | 94 | 86 | 90 | NNW 5 | ENE 3 | ENE 3 | $7^1$ | $8^1$ | $10^3$ | 6.4 | ●⁰ ch |
| 7 | 34.6 | 35.7 | 39.0 | 7.8 | 8.0 | 6.2 | 3.0 | 7.2 | 7.8 | 5.8 | 92 | 98 | 92 | E 3 | NE 2 | C 0 | $10^2$ | $8^1$ | $8^1$ | 7.5 | ●¹ 1a-4a35, ‖ ⁰ 8a-1p |
| 8 | **32.7** | 32.8 | 33.3 | 5.8 | 7.6 | 5.0 | 2.0 | 6.5 | 6.7 | 6.5 | 94 | 86 | 00 | E 4 | NE 2 | N 1 | $6^1$ | $7^1$ | $10^2$ | 0.0 | ‖ ⁰ 1a-3a, ● 6p40-9p |
| 9 | 34.1 | 35.3 | 37.0 | 6.0 | 6.4 | 6.0 | 2.0 | 7.0 | 6.3 | 7.0 | 00 | 88 | 00 | NW 2 | NW 2 | NW 2 | $9^2$ | $8^1$ | $8^2$ | 7.7 | ● ch, ‖ ⁰ a interv 8p |
| 10 | 39.8 | 41.2 | 43.2 | 5.4 | 5.8 | 5.4 | 2.0 | 6.7 | 5.8 | 5.3 | 00 | 85 | 78 | NW 3 | NW 3 | W 3 | $10^1$ | $8^2$ | $10^1$ | 4.4 | ● ch, I, 10p-MN |
| 11 | 39.7 | 39.4 | 36.7 | 4.9 | 4.6 | 6.2 | 0.2 | 5.6 | 5.6 | 6.0 | 86 | 89 | 86 | E 2 | N 3 | NW 3 | $9^1$ | $10^2$ | $10^2$ | 5.6 | ● ch MN-0a30, ●² 2p |
| 12 | 36.2 | 38.3 | 41.3 | 5.8 | 5.2 | 5.0 | 1.8 | 5.8 | 5.6 | 5.9 | 85 | 84 | 90 | E 1 | SE 2 | C 0 | $10^2$ | $8^2$ | $10^1$ | 4.0 | ‖ ¹ a interv 3a-7a30 |
| 13 | 45.3 | 48.2 | 50.0 | 5.0 | 4.2 | 3.2 | -0.2 | 5.7 | 4.8 | 5.1 | 87 | 77 | 89 | SSW 2 | SW 2 | C 0 | $9^1$ | $8^1$ | $4^1$ | 2.0 | ‖ a interv am, ✳¹ ch |
| 14 | 52.5 | 53.4 | 54.3 | 2.5 | 1.8 | 3.0 | -1.2 | 4.6 | 4.9 | 4.5 | 82 | 93 | 79 | C 0 | C 0 | N 1 | $8^1$ | $7^1$ | $9^2$ | 1.9 | ✳ 10p-MN; ⌙ am |
| 15 | 51.3 | 45.8 | 43.9 | 1.8 | 3.0 | 3.2 | -1.6 | 4.9 | 4.7 | 4.0 | 93 | 83 | 70 | NE 2 | E 6 | E 7 | $4^1$ | $5^1$ | $4^1$ | 3.8 | ⌙ am |
| 16 | 46.4 | 49.2 | 51.8 | 2.5 | 2.4 | 2.0 | -1.7 | 5.0 | **3.9** | 4.0 | 91 | 72 | 75 | SE 6 | SE 6 | E 5 | 0 | 0 | 0 | — | ‖ I-II |
| 17 | 53.3 | 48.1 | 45.6 | 3.9 | 4.4 | 6.4 | -0.8 | 5.4 | 4.5 | 6.8 | 88 | 71 | 94 | NE 6 | ENE 7 | N 5 | $8^1$ | $10^2$ | $9^3$ | 0.3 | ‖ MN-4a30, ● 2p-6p |
| 18 | 41.1 | 43.4 | 43.9 | 7.4 | 6.8 | 7.4 | -0.8 | 6.6 | 5.9 | 7.0 | 86 | 80 | 91 | NW 10 | W 10 | W 10 | $10^2$ | $10^2$ | $9^1$ | 8.6 | ● 6a-3p |
| 19 | 39.3 | 44.8 | 45.3 | 6.2 | 5.2 | 5.6 | -0.8 | 6.2 | 5.8 | 6.0 | 88 | 87 | 88 | NW 10 | SW 8 | NW 9 | $10^2$ | $10^2$ | $10^2$ | 22.8 | ● ch 1a-8a, ●¹ 9a-3p |
| 20 | 40.8 | 37.8 | 35.7 | 8.9 | 8.4 | 8.8 | 2.0 | 8.0 | 7.8 | 7.5 | 95 | 94 | 89 | NNW 9 | NW 10 | NW 10 | $10^2$ | $10^2$ | $10^2$ | 24.1 | ● 5a30-MN |
| 21 | 39.5 | 32.0 | 33.4 | 6.8 | 8.7 | 7.8 | 3.0 | 7.0 | 7.6 | 6.4 | 94 | 91 | 81 | N 4 | NNW 8 | W 8 | $10^2$ | $10^2$ | $8^1$ | **48.3** | ● MN-2p, II |
| 22 | 33.5 | 35.3 | 39.1 | 7.2 | 5.8 | 5.2 | 1.9 | 7.1 | 6.1 | 6.1 | 94 | 88 | 92 | W 8 | W 7 | W 6 | $8^1$ | $7^0$ | $3^1$ | 25.2 | ●¹ ch |
| 23 | 43.1 | 44.5 | 44.9 | 4.3 | 4.0 | 3.8 | -0.8 | 6.1 | 5.1 | 4.2 | 98 | 84 | 70 | SW 4 | SW 5 | W 2 | $4^1$ | $9^1$ | $7^1$ | 6.3 | ● ch I, ✳ ch 7p15-7 |
| 24 | 44.9 | 45.7 | 46.3 | 3.6 | 4.4 | 4.4 | 0.0 | 4.3 | 4.8 | 4.8 | 73 | 77 | 77 | W 6 | W 4 | W 4 | $7^1$ | $7^1$ | $10^0$ | 3.9 | ✳⁰ MN-3a |
| 25 | 44.8 | 45.0 | 45.2 | 4.2 | 3.8 | 3.6 | 0.0 | 5.0 | 4.4 | 4.3 | 80 | 73 | 73 | WSW 2 | C 0 | SW 1 | $10^2$ | $9^1$ | $6^1$ | 1.4 | ● 6a30-8a15, 9a-3p |
| 26 | 44.4 | 46.7 | 52.4 | 3.0 | 2.2 | 1.2 | **-3.0** | 3.9 | 4.2 | 4.6 | **69** | 79 | 92 | S 7 | S 8 | S 5 | $7^1$ | $7^1$ | $9^1$ | 5.5 | ● ch 9a30-10a10, ✳ |
| 27 | 51.5 | 52.3 | 56.0 | 4.0 | 4.6 | 4.8 | 1.4 | 5.7 | 4.5 | 4.6 | 93 | 71 | 71 | SSW 7 | S 8 | S 8 | $7^1$ | $6^2$ | $8^1$ | 1.4 | ●¹ ch y △¹ 2p |
| 28 | 57.0 | 61.8 | 65.8 | 3.2 | 2.6 | 2.8 | -1.0 | 5.6 | 4.0 | 4.3 | 97 | 72 | 75 | S 7 | S 7 | S 5 | $8^1$ | $9^1$ | $8^2$ | 0.4 | ✳ y △ ch 2p |
| 29 | **67.9** | 65.4 | 64.0 | 2.0 | 3.6 | 4.0 | -1.2 | 4.3 | 5.3 | 5.7 | 82 | 90 | 93 | SSW 2 | SSW 4 | SSW 4 | $8^1$ | $9^2$ | $8^1$ | 0.4 | ≡¹ a interv I-II |
| 30 | 61.8 | 62.0 | 62.6 | 4.0 | 4.0 | 4.0 | 0.4 | 5.7 | 5.7 | 5.1 | 93 | 93 | 84 | S 5 | S 5 | S 4 | $10^1$ | $8^1$ | $4^0$ | 2.0 | ‖ ¹ a interv a |
| Pro. Mit. | 44.5 | 45.1 | 45.9 | 5.6 | 5.6 | 5.4 | 0.9 | 6.3 | 5.9 | 5.9 | 91 | 85 | 87 | 4.9 | 4.9 | 4.4 | 8.2 | 8.0 | 7.9 | 254.9 | |

Barómetro reducido a 0°C y a gravedad normal. Barometer reduciert auf 0°C und Normals

(1) MN-9a. (2) ⌈ lij 7p10-7p40 W-E relámpagos blancos. (3) 8p10-8p7; ⌈ cerca 8p MN W-E relámpagos azules. (4) 7p5-7p9; ⌈ cerca MN 3a29 W-E relámpagos az de NE 2a-5p, WNW 5p-11p30. (6) MN-2a15. (7) ≡¹ 3a30-6a.

'0 (H = 142 m) **JUNIO 1912** φ = 43° 33′ S λ = 74° 45′ W $h_a$ =

| Velocidad del viento (Windgeschwindigkeit) m/minuto | | | km | | | | | Nubes (clase y dirección) (Wolken (Art und Richtung)) | | | Agua caída (Niederschlag) mm | | | Evaporación (Verdunstung) mm | | | |
|---|---|---|---|---|---|---|---|---|---|---|---|---|---|---|---|---|---|
| 7a | 2p | 9p | 9p-7a | 7a-2p | 2p-9p | 7a-7a | k/1h | 7a | 2p | 9p | 7a | 2p | 9p | 7a | 2p | 9p | 7a-7a |
| 300 | 186 | 414 | 180.0 | 80.0 | 176.0 | 236.0 | **9.8** | cu-ni | cu-ni | cu-ni | — | — | — | | | | |
| 450 | 260 | 450 | 272.0 | 92.0 | 191.0 | 528.0 | 22.0 | cu-ni | cu-ni | cu-ni | — | — | — | | | | |
| 834 | 1416 | 1668 | 504.0 | 597.0 | 784.0 | 787.0 | 32.8 | cu-ni | ni | ni | — | 1.3 | 2.1 | | | | |
| 1332 | 1068 | 852 | 796.0 | 448.0 | 358.0 | **2177.0** | **90.7** | cu-ni | cu ni | cu-ni | 2.4 | — | — | | | | |
| 486 | 732 | 1200 | 292.0 | 311.0 | 504.0 | 1098.0 | 45.8 | str-cu | str-cu | str | — | — | — | | | | |
| 1416 | 1434 | 1518 | 846.0 | 600.0 | 637.0 | 1661.0 | 69.2 | ni | ni | ni | 0.0 | 1.2 | 2.3 | | | | |
| 1500 | 486 | 1266 | 899.0 | 205.0 | 535.0 | 2136.0 | 89.0 | ni | str | cu-ni | 0.0 | 3.2 | 0.3 | | | | |
| 948 | 1452 | 1398 | 569.0 | 612.0 | 591.0 | 1309.0 | 54.5 | cu-ni | ni | cu-ni | — | 0.0 | 8.7 | | | | |
| 1248 | 702 | 732 | 753.0 | 293.0 | 305 0 | 1956.0 | 81.5 | cu-ni | cu-ni | cu-ni | 0.0 | 14.7 | 2·5 | | | | |
| 750 | 936 | 1014 | 452.0 | 389.0 | 428.0 | 1050.0 | 43.8 | cu-ni | cu-ni | cu-ni | — | — | 3.8 | | | | |
| 1002 | 534 | 1368 | 595.0 | 225.0 | 577.0 | 1412.0 | 58.8 | cu-ni | cu-ni | cu-ni | 3.9 | — | 17.9 | | | | |
| 1332 | 918 | 816 | 797.0 | 385.0 | 343.0 | 1599.0 | 66.6 | cu-ni | cu-ni | cu-ni | 19.5 | 2.9 | 5.3 | | | | |
| 798 | 684 | 864 | 483.0 | 288.0 | 364.0 | 1211.0 | 50.5 | cu-ni | cu-ni | cu-ni | 7.1 | 4.9 | 5.4 | | | | |
| 666 | 618 | 336 | 396.0 | 262.0 | 140.0 | 1048.0 | 43.7 | cu-ni | fr-cu | fr-cu | 8.2 | — | — | | | | |
| 1200 | **1833** | 966 | 715.0 | 751.0 | 406.0 | 1117.0 | 46.5 | cu-ni | ni | ni | 1.9 | 2.0 | 1.7 | | | | |
| 816 | 702 | 318 | 490.0 | 291.0 | 132.0 | 1647.0 | 68.6 | cu-ni | cu-ni | ni | 0.1 | — | 0.2 | | | | |
| 798 | 1434 | 1434 | 480.0 | 605.0 | 602.0 | 903.0 | 37.6 | ni | ni | ni | 0.3 | 0.5 | 2.1 | | | | |
| 750 | 318 | **128** | 453.0 | 133.0 | 54.0 | 1660.0 | 69.2 | ni | cu | str-cu | 4.7 | 4.1 | — | | | | |
| 582 | 936 | 636 | 347.0 | 392.0 | 263.0 | 544.0 | 22.2 | ni | ni | ni | — | — | — | | | | |
| 768 | 852 | 918 | 457.0 | 358.0 | 385.0 | 1112.0 | 46.3 | str-cu | str-cu | str-cu | 1.9 | — | — | | | | |
| 1248 | 1668 | 1650 | 747.0 | 700.0 | 690.0 | 1490.0 | 62.1 | ni | ni | ni | 0.2 | 2.1 | 7.9 | | | | |
| 900 | 714 | 498 | 540.0 | 300.0 | 210.0 | 1930.0 | 80.4 | cu-ni | cu-ni | cu-ni | 2.7 | — | 0.2 | | | | |
| 1633 | 1500 | 198 | 98.0 | 63.0 | 84.0 | 608.0 | 25.3 | cu-ni | cu-ni | cu-ni | 3.4 | — | — | | | | |
| 198 | 534 | 198 | 115.0 | 224.0 | 83.0 | 262.0 | 10.9 | cu-ni | cu-ni | cu-ni | 14.5 | — | — | | | | |
| 234 | 186 | 666 | 140.0 | 77.0 | 280.0 | 447.0 | 18.6 | ni | cu-ni | cu-ni | 12.0 | 17.2 | — | | | | |
| 966 | 948 | 834 | 583.0 | 396.0 | 350.0 | 940.0 | 39.2 | ni | ni | cu-ni | 4.7 | 6.6 | 7.9 | | | | |
| 582 | 750 | 750 | 349.0 | 315.0 | 312.0 | 1095.0 | 45.6 | ni | cu-ni | cu-ni | 6.4 | 3.5 | — | | | | |
| 582 | 798 | 1014 | 353.0 | 337.0 | 427.0 | 980.0 | 40.8 | cu-ni | cu-ni | cu-ni | — | — | 4.1 | | | | |
| 1164 | 234 | 166 | 689.0 | 98.0 | 72.0 | 1453.0 | 60.5 | cu-ni | | fr-cu | 2.1 | — | — | | | | |
| 750 | 516 | 348 | 450.0 | 220.0 | 150.0 | 620.0 | 25.8 | ni | str-cu | cu-ni | — | — | — | | | | |
| 874 | 845 | 821 | 494.7 | 334.9 | 347.8 | 1166.9 | 48.6 | | | | 96.0 | 64.2 | 72.4 | | | | |

**NGELISTAS** (H = 55 m) **JUNIO 1912** φ = 52° 24′ S λ = 75° 06′ W $h_a$ = —

| | | | | | | | | | | | | | | | | | |
|---|---|---|---|---|---|---|---|---|---|---|---|---|---|---|---|---|---|
| | | | | | | | | ni | cu-ni | ni | 1.1 | 1.3 | 0.0 | | | | |
| | | | | | | | | ni | ni | ni | 10.8 | 17.4 | 10.6 | | | | |
| | | | | | | | | cu-ni | cu-ni | ni | 3.2 | — | 0.6 | | | | |
| | | | | | | | | ni | cu-ni | cu-ni | 0.0 | 9.0 | 2.4 | | | | |
| | | | | | | | | cu-ni | cu-ni | cu-ni | 4.6 | 1.6 | 0.4 | | | | |
| | | | | | | | | fr-ni | ni, ci | ni | 4.4 | 3.6 | 0.0 | | | | |
| | | | | | | | | ni | cu-ni | cu-ni | 3.9 | 0.0 | — | | | | |
| | | | | | | | | ci-str | fr-ni | ni | — | — | 3.0 | | | | |
| | | | | | | | | ni | cu-ni | ni | 4.7 | 3.3 | 0.0 | | | | |
| | | | | | | | | ni | cu-ni | ni | 1.1 | 2.7 | — | | | | |
| | | | | | | | | a-cu | ni | ni | 2.9 | 0.0 | 3.5 | | | | |
| | | | | | | | | ni | fr-ni | ni | 0.5 | 0.3 | — | | | | |
| | | | | | | | | cu-ni | cu-ni | str-cu | 1.7 | — | — | | | | |
| | | | | | | | | cu-ni, a-cu | cu-ni | ni | 1.9 | — | — | | | | |
| | | | | | | | | str-cu | str-cu | str | 3.8 | — | — | | | | |
| | | | | | | | | | | | — | 0.0 | 0.0 | | | | |
| | | | | | | | | a-cu | ni | ni | 0.3 | 0.0 | 2.4 | | | | |
| | | | | | | | | ni | ni | cu-ni | 6.2 | 4.1 | 2.4 | | | | |
| | | | | | | | | ni | ni | ni | 16.3 | 5.2 | 2.2 | | | | |
| | | | | | | | | ni | ni | ni | 16.7 | 19.4 | 20.5 | | | | |
| | | | | | | | | ni | ni | cu-ni | 8.4 | 8.0 | 9.4 | | | | |
| | | | | | | | | cu-ni | ci-str | | 7.8 | 3.4 | 2.6 | | | | |
| | | | | | | | | cu-ni | cu-ni | ci-cu | 0.3 | 0.5 | 1.0 | | | | |
| | | | | | | | | cu-ni | cu-ni | ni | 2.4 | — | — | | | | |
| | | | | | | | | ni | cu-ni | cu | 1.4 | 3.9 | 1.2 | | | | |
| | | | | | | | | cu | cu-ni | cu | 0.4 | 0.5 | 0.5 | | | | |
| | | | | | | | | ni | cu-ni | cu-ni | 0.4 | 0.4 | — | | | | |
| | | | | | | | | cu-ni | cu-ni | cu | — | 0.4 | — | | | | |
| | | | | | | | | cu | cu-ni | cu-ni | — | 0.4 | 0.6 | | | | |
| | | | | | | | | ni | cu-ni | cu-ni | 1.0 | 0.1 | — | | | | |
| | | | | | | | | | | | 106.2 | 85.5 | 63.3 | | | | |

bservaciones se efectuaron según hora oficial de Chile (75° de long.)

Alle Beobachtungen nach chilenischer Einheitszeit (75° Länge)

## PUNTA DUNGENES (H = 5 m) — JUNIO 1912 — φ = 52° 24′ S — λ = 68° 25′ W

| Dia / Tag | Barómetro Barometer 700 mm + 7a | 2p | 9p | Temperatura del aire Lufttemperatur C° 7a | 2p | 9p | Max. | Min. | Humedad absoluta Absolute Feuchtigkeit mm 7a | 2p | 9p | Humedad relativa Relative Feuchtigkeit % 7a | 2p | 9p | Dirección y fuerza del viento Richtung und Stärke des Windes 0—12 B 7a | 2p | 9p | Nebulosidad Bewölkung 0—10 7a | 2p | 9p | Agua caída Niederschlag mm 7a-7a | Notas Bemerkungen |
|---|---|---|---|---|---|---|---|---|---|---|---|---|---|---|---|---|---|---|---|---|---|---|
| 1 | 60.4 | 50.7 | 58.2 | 4.8 | 5.6 | 4.6 | 5.6 | 2.0 | 5.4 | 6.2 | 5.5 | 84 | 91 | 87 | C 0 | C 0 | C 0 | 10 | 5 | 4 | — | ≡ a interv I-II |
| 2 | 50.6 | 50.2 | 52.7 | 2.2 | 6.8 | 2.4 | 7.5 | 1.5 | **3.4** | 7.1 | 5.3 | 64 | 96 | 96 | NW 1 | NNW 1 | C 0 | 2 | 10 | 10 | — | |
| 3 | 40.8 | 49.7 | 39.7 | 7.0 | 8.6 | 7.8 | 9.5 | 7.0 | 7.3 | 7.9 | 7.0 | 98 | 95 | 89 | N 2 | C 0 | N 2 | 8 | 10 | 10 | — | |
| 4 | 42.5 | 39.7 | 40.1 | 5.2 | 10.4 | 8.0 | 10.4 | 4.2 | 5.8 | 7.5 | **8.0** | 87 | 80 | 00 | C 0 | NW 2 | NW 3 | 9 | 3 | 5 | — | |
| 5 | 50.2 | 50.0 | 50.3 | 4.8 | 7.4 | 1.8 | 7.4 | 1.5 | 6.4 | 7.0 | 5.1 | 00 | 91 | 96 | NNW 1 | C 0 | C 0 | 4 | 3 | 0 | — | |
| 6 | 50.1 | 50.0 | 49.9 | 4.8 | 6.5 | 4.0 | 10.4 | 2.6 | 5.4 | 5.6 | 5.9 | 84 | 78 | 97 | N 1 | NW 1 | C 0 | 9 | 10 | 0 | — | |
| 7 | 39.6 | **30.4** | 39.5 | 3.8 | 4.0 | 4.0 | 7.0 | 3.2 | 5.6 | 5.7 | 5.7 | 93 | 93 | 93 | C 0 | C 0 | C 0 | 10 | 10 | 0 | — | ≡² I-II |
| 8 | 40.4 | 39.9 | 39.7 | 6.0 | 7.0 | 5.0 | 7.5 | 1.5 | 6.8 | 6.4 | 6.0 | 97 | 85 | 92 | NE 1 | NE 2 | W 1 | 10 | 10 | 10 | — | ≡² I-II |
| 9 | **30.4** | 39.8 | 39.5 | 7.5 | 3.8 | 3.5 | 8.0 | 2.0 | 7.4 | 5.7 | 5.9 | 96 | 95 | 00 | C 0 | C 0 | C 0 | 10 | 10 | 10 | — | ≡² I-II |
| 10 | 39.9 | 40.4 | 40.2 | 2.8 | 3.0 | 3.2 | 9.0 | 2.0 | 5.2 | 4.7 | 4.6 | 93 | 83 | 80 | SSW 1 | SW 2 | SW 3 | 6 | 8 | 5 | — | |
| 11 | 40.5 | 40.4 | 40.3 | 2.5 | 4.0 | 3.0 | 4.0 | 1.0 | 5.0 | 5.3 | 5.7 | 91 | 87 | 00 | SW 1 | C 0 | C 0 | 0 | 6 | 10 | — | |
| 12 | 40.0 | 40.5 | 40.1 | 0.6 | 3.5 | 2.2 | 3.8 | 0.6 | 4.6 | 5.4 | 5.3 | 96 | 92 | 96 | C 0 | ESE 1 | SSE 1 | 10 | 10 | 10 | — | ≡² MD-3p |
| 13 | 40.6 | 49.9 | 50.2 | 3.5 | 3.8 | 2.8 | 4.0 | 2.5 | 5.4 | 5.7 | 5.6 | 92 | 95 | 00 | SE 1 | SE 2 | SE 3 | 10 | 10 | 5 | — | |
| 14 | 50.4 | 50.7 | 50.6 | 2.6 | 2.6 | 1.0 | 4.0 | 1.0 | 5.1 | 5.1 | 4.9 | 93 | 93 | 00 | SSE 3 | SSE 1 | C 0 | 10 | 5 | 10 | — | ✳ 8p-10p15 |
| 15 | 50.6 | 50.4 | 50.1 | 1.0 | 1.0 | 0.0 | 4.0 | **0.0** | 4.9 | 4.9 | 4.6 | 00 | 00 | 00 | SW 2 | SW 3 | C 0 | 5 | 5 | 5 | 0.0 | |
| 16 | 50.2 | 50.6 | 50.1 | 0.4 | 0.8 | 0.8 | 4.0 | 0.1 | 4.4 | 4.7 | 4.6 | 92 | 00 | 94 | C 0 | ESE 1 | SSE 1 | 9 | 5 | 10 | — | |
| 17 | 60.5 | 60.4 | 60.1 | 1.0 | 2.0 | 3.5 | 4.0 | 1.0 | 4.9 | 5.3 | 4.9 | 00 | 00 | 83 | NE 1 | NE 1 | N 3 | 10 | 8 | 10 | — | |
| 18 | 50.0 | 49.8 | 50.0 | 5.4 | 3.5 | 3.2 | 5.4 | 1.4 | 6.3 | 4.9 | 5.0 | 94 | 83 | 87 | NW 4 | NW 1 | WNW 1 | 10 | 8 | 0 | — | ● II |
| 19 | 40.8 | 40.4 | 50.4 | 2.5 | 5.0 | 5.0 | 5.0 | 2.0 | 4.1 | 5.5 | 6.5 | 74 | 84 | 60 | C 0 | NW 1 | SW 2 | 10 | 10 | 0 | 2.0 | |
| 20 | 49.6 | 49.6 | 40.5 | 5.8 | 7.5 | 7.0 | 7.5 | 2.5 | 6.3 | 5.6 | 6.4 | 91 | 72 | 85 | NW 2 | NW 2 | NW 2 | 7 | 10 | 10 | — | ●⁰ 6p-9p |
| 21 | 40.2 | 39.7 | 39.5 | 5.0 | 9.2 | 7.0 | 9.2 | 4.5 | 6.5 | **8.0** | 6.4 | 00 | 92 | 85 | C 0 | C 0 | SW 2 | 10 | 8 | 0 | 0.0 | |
| 22 | 39.6 | 39.6 | 39.8 | 6.2 | 7.0 | 5.5 | 7.5 | 3.5 | 6.7 | 4.5 | 6.0 | 94 | **61** | 89 | NW 2 | NW 2 | NW 2 | 3 | 9 | 9 | — | ⊽ |
| 23 | 40.3 | 40.2 | 49.6 | 3.5 | 3.5 | 2.8 | 7.5 | 2.0 | 5.4 | 5.6 | 5.3 | 92 | 95 | 94 | WSW 3 | WSW 3 | SW 3 | 5 | 0 | 0 | — | |
| 24 | 49.8 | 49.6 | 50.0 | 1.6 | 4.0 | 2.0 | 7.8 | 0.5 | 5.0 | 4.9 | 5.1 | 96 | 80 | 96 | NW 1 | SW 2 | SW 2 | 0 | 0 | 0 | — | |
| 25 | 40.3 | 40.3 | 49.6 | 3.5 | 3.5 | 2.8 | 7.5 | 2.0 | 5.6 | 5.4 | 5.3 | 95 | 92 | 94 | WSW 2 | W 1 | SW 2 | 0 | 5 | 0 | — | |
| 26 | 50.4 | 40.2 | 40.7 | 1.6 | 2.5 | 0.0 | 7.5 | **0.0** | 4.8 | 4.8 | 4.6 | 93 | 87 | 00 | WSW 2 | SW 3 | SW 3 | 3 | 9 | 0 | — | |
| 27 | 40.6 | 40.4 | 40.6 | 2.0 | 3.8 | 0.0 | **11.0** | **0.0** | 5.1 | 5.4 | 4.6 | 96 | 90 | 00 | SW 5 | SW 5 | SW 5 | 6 | 8 | 8 | — | ✳ ch; ⌙ am |
| 28 | 50.4 | 50.9 | **60.8** | 2.0 | 1.0 | 1.0 | 4.0 | 0.2 | 5.1 | 4.9 | 4.9 | 96 | 00 | 00 | SSW 5 | SSW 5 | S 3 | 0 | 5 | 0 | **28.0** | |
| 29 | 50.5 | 50.9 | 50.4 | 1.5 | 2.8 | 4.0 | 10.2 | 1.0 | 4.6 | 4.8 | 4.6 | 91 | 86 | 75 | SW 6 | SW 6 | SW 6 | 8 | 7 | 0 | — | |
| 30 | 50.5 | 60.0 | 60.3 | 3.0 | 3.4 | 0.5 | 4.0 | 0.5 | 3.9 | 3.9 | 4.5 | 69 | 66 | 94 | SSW 4 | SSE 2 | C 0 | 0 | 7 | 0 | — | |
| Pro. Mit. | 45.7 | 45.8 | 47.1 | 3.5 | 4.6 | 3.3 | 6.8 | 1.8 | 5.4 | 5.6 | 5.5 | 91 | 88 | 93 | 1.7 | 1.7 | 1.7 | 6.5 | 7.1 | 4.7 | 30.0 | |

## PUNTA ARENAS (H = 4 m) — JUNIO 1912 — φ = 53° 10′ S — λ = 70° 54′ W — $C_g$ =

| | | | | | | | | | | | | | | | | | | | | | | |
|---|---|---|---|---|---|---|---|---|---|---|---|---|---|---|---|---|---|---|---|---|---|---|
| 1 | *60.3* | 59.8 | 58.9 | *0.3* | 3.1 | 2.2 | 3.5 | -1.2 | *4.5* | 4.4 | 5.0 | *95* | 77 | 93 | NW 1 | W 1 | C 0 | 9 | 2 | 8 | — | ⊽ |
| 2 | *56.1* | 52.5 | 51.6 | *3.2* | 4.0 | 3.3 | 4.4 | 1.4 | *5.4* | 5.2 | 5.4 | *94* | 85 | 92 | N 2 | NNW 1 | C 0 | 10 | 10 | 10 | 0.9 | ● 6a30-9a |
| 3 | *48.9* | 46.4 | 43.5 | *3.7* | 5.2 | 4.9 | 5.5 | 2.5 | *5.7* | 6.1 | 6.1 | *96* | 91 | 94 | SW 2 | SW 2 | W 2 | 10 | 10 | 10 | 2.0 | |
| 4 | *42.8* | 43.6 | 48.2 | *4.4* | 3.6 | 6.5 | 6.7 | 1.0 | *6.1* | 5.7 | 5.6 | *98* | 95 | 77 | SW 1 | C 0 | W 2 | 10 | 10 | 10 | — | ≡² 4p30-6p |
| 5 | *53.7* | 56.1 | 57.9 | *2.0* | 6.1 | 1.6 | **8.8** | 1.0 | *5.0* | 5.4 | 4.8 | *89* | 77 | 93 | WNW 2 | NNE 1 | C 0 | 1 | 3 | 8 | — | ⌙¹ an |
| 6 | *55.4* | 55.3 | 55.2 | *3.0* | 4.4 | 1.4 | 4.8 | 1.0 | *5.0* | 5.3 | 5.0 | *88* | 84 | 98 | W 2 | C 0 | C 0 | 10 | 8 | 10 | — | ⌙¹ III |
| 7 | *47.8* | 43.5 | 43.6 | *3.1* | 5.8 | 5.0 | 6.0 | 1.5 | *5.2* | 6.2 | **6.3** | *91* | 90 | 97 | NW 2 | E 1 | SE 1 | 10 | 10 | 10 | — | ●⁰ p |
| 8 | *40.3* | 40.0 | 40.1 | *4.6* | 5.9 | 3.4 | 6.1 | 3.0 | *5.8* | 6.1 | 5.4 | *91* | 87 | 92 | C 0 | C 0 | C 0 | 10 | 10 | 4 | 1.8 | |
| 9 | *40.5* | 41.3 | 42.6 | *3.7* | 4.7 | 2.4 | 5.0 | 1.7 | *5.7* | 5.5 | 5.0 | *97* | 85 | 92 | C 0 | C 0 | W 1 | 10 | 10 | 10 | — | ≡ p |
| 10 | *44.8* | 46.5 | 47.4 | *0.7* | 3.1 | 3.7 | 5.5 | -1.7 | *4.4* | 4.5 | 4.7 | *91* | 78 | 79 | C 0 | C 0 | W 1 | 2 | 3 | 10 | — | ⌙¹ an |
| 11 | *46.5* | 45.7 | 45.6 | *-2.0* | 2.4 | 1.4 | 4.2 | -2.2 | *3.5* | 4.6 | 4.6 | *91* | 84 | 90 | C 0 | NNW 2 | C 0 | 2 | 9 | 10 | — | ⌙² an; ∞ |
| 12 | *43.6* | 43.6 | 45.9 | *1.5* | 2.4 | 1.6 | 2.9 | 0.5 | *4.7* | 4.4 | 4.8 | *92* | 81 | 93 | SW 2 | SSW 2 | C 0 | 10 | 10 | 10 | 0.2 | ● ch 3a30 |
| 13 | *49.8* | 52.5 | 55.4 | *1.3* | 2.5 | 1.4 | 2.7 | 0.9 | *4.4* | 4.7 | 4.6 | *88* | 86 | 92 | SW 2 | SW 1 | SW 1 | 10 | 9 | 10 | 0.7 | ●¹ an; ⊠ en los c |
| 14 | *57.3* | 58.5 | 60.0 | *-0.1* | 1.3 | -2.0 | 1.5 | -2.5 | *4.2* | 3.7 | 3.1 | *93* | 73 | 78 | W 2 | SW 3 | C 0 | 10 | 9 | 0 | 0.4 | ●⁰ an, ✳⁰ 8a |
| 15 | *57.7* | 55.0 | 52.7 | *-4.9* | -0.2 | -3.6 | 0.9 | **-5.5** | *2.8* | 3.1 | 3.0 | *87* | 68 | 85 | C 0 | WSW 2 | C 0 | 0 | 0 | 0 | 0.0 | ⌙² an |
| 16 | *53.6* | 57.6 | 62.1 | *-0.4* | 0.7 | 0.3 | 1.9 | -4.5 | *4.1* | 3.5 | 3.8 | *91* | 72 | 81 | SW 2 | ENE 3 | ENE 3 | 8 | 4 | 10 | — | ⌙² an |
| 17 | *64.2* | 62.8 | 59.7 | *-0.5* | 1.2 | 2.4 | 2.5 | -1.5 | *3.6* | 4.2 | 4.4 | *82* | 83 | 81 | NW 2 | N 5 | N 6 | 8 | 10 | 10 | — | ✳ p, ●¹ 9p-MN |
| 18 | *53.6* | 50.3 | 50.8 | *0.8* | 1.7 | 0.4 | 2.5 | -0.7 | *4.6* | 4.8 | 4.1 | *95* | 93 | 88 | C 0 | NNW 2 | W 2 | 10 | 10 | 10 | **6.7** | ●¹ MN-2a30, ✳⁰ a |
| 19 | *48.5* | 46.8 | 51.7 | *0.4* | 2.1 | 3.3 | 5.0 | -0.5 | *3.8* | 4.4 | 4.0 | *81* | 82 | 69 | N 1 | C 0 | W 2 | 10 | 8 | 10 | — | ⌙² an |
| 20 | *49.0* | 48.4 | 46.8 | *1.7* | 3.6 | 3.2 | 3.9 | 1.3 | *4.2* | 5.1 | 5.5 | *82* | 86 | 95 | N 4 | N 3 | C 0 | 8 | 10 | 1 | 3.3 | ●⁰ a interv. |
| 21 | *45.4* | 41.1 | 39.9 | *3.6* | 4.4 | 6.2 | 6.2 | 1.8 | *5.6* | 6.0 | 4.7 | *93* | 96 | 66 | NNW 2 | SSW 2 | NW 2 | 10 | 10 | 0 | 2.2 | ●⁰ 2p20-3p10 |
| 22 | **37.8** | 38.7 | 42.5 | *5.2* | 6.3 | 2.7 | 7.8 | 1.7 | *4.0* | 4.4 | 4.7 | *60* | 61 | 84 | W 4 | NW 6 | NW 2 | 0 | 9 | 10 | 0.3 | ⌙⁰ an |
| 23 | *45.1* | 47.7 | 49.6 | *2.4* | 3.4 | 0.6 | 5.0 | 0.4 | *4.4* | 4.9 | 4.3 | *82* | 83 | 90 | W 3 | NW 3 | C 0 | 1 | 2 | 1 | — | ⌙¹ an; ⊽² 6p |
| 24 | *49.0* | 50.1 | 51.2 | *1.7* | 2.5 | 1.5 | 3.8 | 0.0 | *3.9* | 4.0 | 4.4 | *75* | 73 | 87 | WNW 4 | N 3 | NNW 2 | 3 | 7 | 9 | — | ⌙²; ⊍⁰ 9p |
| 25 | *49.5* | 48.8 | 48.5 | *1.5* | 3.8 | 2.0 | 3.9 | -0.3 | *4.1* | 4.5 | 3.9 | *80* | 74 | 74 | NNW 3 | SW 1 | S 2 | 7 | 8 | 1 | — | ⌙² |
| 26 | 45.2 | 47.1 | 52.1 | 1.6 | 2.0 | -2.0 | 2.4 | -2.4 | 3.6 | 3.6 | 2.7 | 70 | 68 | 69 | W 4 | W 2 | WSW 2 | 9 | 1 | 1 | — | ✳⁰ p; ⌙² an |
| 27 | 48.5 | 48.8 | 51.6 | 1.5 | 2.8 | 0.2 | 4.2 | -2.9 | 4.0 | 3.5 | 2.7 | 78 | 63 | 58 | W 5 | SW 5 | W 6 | 7 | 9 | 1 | 0.4 | ✳⁰ |
| 28 | 57.4 | 60.8 | 67.1 | -3.8 | -0.6 | -0.5 | -0.3 | -4.3 | **2.4** | 2.6 | 2.8 | 70 | 60 | 64 | SW 6 | SW 8 | S 6 | 3 | 2 | 1 | 0.2 | ✳² an, 10a; ⊽¹ 9p |
| 29 | **67.5** | 62.1 | 60.6 | 0.0 | 2.3 | 3.0 | 4.0 | -4.5 | 3.0 | 3.9 | 4.1 | 65 | 71 | 72 | W 2 | SW 2 | W 1 | 8 | 4 | 2 | 0.3 | ⌙² an |
| 30 | 60.2 | 62.3 | 65.3 | 2.4 | 3.6 | -1.2 | 4.1 | -1.8 | 2.9 | 2.9 | 2.5 | 53 | **48** | 59 | SW 3 | SW 4 | C 0 | 1 | 3 | 0 | — | ⌙² an. (En los últim |
| Pro. Mit. | 50.6 | 50.4 | 51.6 | 1.4 | 3.1 | 1.8 | 4.2 | -0.6 | 4.4 | 4.6 | 4.4 | 85 | 78 | 83 | 2.1 | 2.2 | 1.5 | 6.9 | 7.0 | 6.2 | 19.4 | |

Barómetro reducido a 0°C y a gravedad normal.

Barometer reduciert auf 0°C und Norm

(1) del mes han bajado las aves de los cerros al plan).

**A DUNGENES** (H = 5 m) **JUNIO 1912** φ = 52° 24′ S λ = 68° 25′ W $h_a$ = —

| a la mp. ien. | Velocidad del viento Windgeschwindigkeit m/minuto | | | km | | | | | Nubes (clase y dirección) Wolken (Art und Richtung) | | | Agua caída Niederschlag mm | | | Evaporación Verdunstung mm | | | |
|---|---|---|---|---|---|---|---|---|---|---|---|---|---|---|---|---|---|---|
| Min. | 7a | 2p | 9p | 9p-7a | 7a-2p | 2p-9p | 7a-7a | k/1h | 7a | 2p | 9p | 7a | 2p | 9p | 7a | 2p | 9p | 7a-7a |
| | | | | | | | | | ni | ci | ci | — | — | — | | | | |
| | | | | | | | | | ci | ni | ni | — | — | — | | | | |
| | | | | | | | | | ci | ni | ni | — | — | — | | | | |
| | | | | | | | | | cu-ni | ci-cu | ci | — | — | — | | | | |
| | | | | | | | | | a-cu | ci | | — | — | — | | | | |
| | | | | | | | | | a-cu | ni | | — | — | — | | | | |
| | | | | | | | | | ni | ni | | — | — | — | | | | |
| | | | | | | | | | ni | ni | ni | — | — | — | | | | |
| | | | | | | | | | ni | ni | ni | — | — | — | | | | |
| | | | | | | | | | a-cu | ci-cu | ci-cu | — | — | — | | | | |
| | | | | | | | | | | str-cu | ni | — | — | — | | | | |
| | | | | | | | | | ni | ni | ni | — | — | — | | | | |
| | | | | | | | | | ni | ni | cu | — | — | — | | | | |
| | | | | | | | | | ni | str-cu | ni | 0.0 | 0.0 | 0.0 | | | | |
| | | | | | | | | | str | cu-ni | ci | — | — | — | | | | |
| | | | | | | | | | cu-ni | a-cu | ni | — | — | — | | | | |
| | | | | | | | | | fr-ni | str-cu | ni | — | — | — | | | | |
| | | | | | | | | | ni | cu-ni | | — | — | 2.0 | | | | |
| | | | | | | | | | ci | ci | | — | — | — | | | | |
| | | | | | | | | | fr-ni | ni | ni | — | — | 0.0 | | | | |
| | | | | | | | | | ci | fr-cu | | — | — | — | | | | |
| | | | | | | | | | ci-cu | cu-ni | fr-ni | — | — | — | | | | |
| | | | | | | | | | ci | | | — | — | — | | | | |
| | | | | | | | | | | | | — | — | — | | | | |
| | | | | | | | | | | ci | | — | — | — | | | | |
| | | | | | | | | | ci-cu | cu-ni | | — | — | — | | | | |
| | | | | | | | | | ci | fr-cu | fr-cu | — | — | 8.0 | | | | |
| | | | | | | | | | | fr-cu | | 20.0 | — | — | | | | |
| | | | | | | | | | a-cu | fr-ni | | — | — | — | | | | |
| | | | | | | | | | | fr-ni | | — | — | — | | | | |
| | | | | | | | | | | | | 20.0 | 0.0 | 10.0 | | | | |

**TA ARENAS** (H = 4 m) **JUNIO 1912** φ = 53° 10′ S λ = 70° 54′ W $h_a$ = 11.2 m

| | | | | | | | | | | | | | | | | | | | |
|---|---|---|---|---|---|---|---|---|---|---|---|---|---|---|---|---|---|---|---|
| 0 | -2.5 | 50 | 75 | 0 | 26.9 | 51.7 | 44.0 | 118.0 | 4.9 | str cu NW | cu | a-cu, a-str | — | — | — | 0.0 | 0.0 | 0.0 | 0.0 |
| 3 | -0.2 | 120 | 50 | 0 | 69.7 | 28.0 | 34.0 | 165.4 | 6.9 | ni | a-str, ci-str | str | 0.9 | 2.0 | — | 0.0 | 0.1 | 0.0 | 0.0 |
| 5 | 1.5 | 150 | 225 | 155 | 47.6 | 78.2 | 101.0 | 109.6 | 4.6 | str | str | str | — | — | — | 0.0 | 0.0 | 0.1 | 0.1 |
| 7 | 0.0 | 95 | 0 | 225 | 142.2 | 31.3 | 65.0 | 321.4 | 13.4 | a-str | str | str | — | — | — | 0.0 | 0.0 | 0.0 | 0.1 |
| 0 | -0.6 | 125 | 95 | 0 | 106.2 | 59.8 | 23.0 | 202.5 | 8.4 | ci-cu NW | ci-str | str | — | — | — | 0.1 | 0.1 | 0.0 | 0.1 |
| 6 | -0.5 | 130 | 0 | 0 | 60.5 | 38.2 | 23.0 | 143.3 | 6.0 | a-str | a-cu WNW | str | — | — | — | 0.1 | 0.0 | 0.1 | 0.2 |
| 0 | 0.5 | 125 | 50 | 95 | 57.1 | 61.7 | 75.0 | 118.3 | 4.9 | fr-ni NW, a-str | str, fr-ni | str N | — | — | 1.5 | 0.0 | 0.1 | 0.0 | 0.1 |
| 8 | 2.5 | 0 | 0 | 0 | 103.0 | 81.8 | 33.0 | 239.7 | 10.0 | fr-ni, str | fr-cu | str | 0.3 | — | — | 0.0 | 0.1 | 0.0 | 0.1 |
| 8 | 1.0 | 0 | 0 | 90 | 46.5 | 7.5 | 27.0 | 161.3 | 6.7 | str | str-cu W | str | — | — | — | 0.0 | 0.1 | 0.0 | 0.1 |
| 6 | -2.7 | 0 | 0 | 110 | 43.2 | 19.8 | 29.0 | 77.7 | 3.2 | ci-str | cu, fr-str | a-str | — | — | — | 0.0 | 0.0 | 0.0 | 0.1 |
| 0 | -3.7 | 0 | 100 | 0 | 19.4 | 13.9 | 9.0 | 68.2 | 2.8 | ci-cu NW | a-cu NNW | ci-str | — | — | — | 0.1 | 0.0 | 0.0 | 0.1 |
| 7 | -0.5 | 225 | 110 | 0 | 32.7 | 140.6 | 45.0 | **55.6** | **2.3** | str-cu SW | fr-ni NW, str | str | 0.2 | — | — | 0.0 | 0.1 | 0.0 | 0.0 |
| 1 | -0.5 | 220 | 95 | 60 | 66.2 | 32.0 | 29.0 | 251.8 | 10.5 | fr-ni SE | str-cu W, a-cu W | str | 0.7 | — | — | 0.0 | 0.1 | 0.0 | 0.1 |
| 5 | -4.0 | 120 | 250 | 0 | 44.8 | 62.1 | 29.0 | 105.8 | 4.4 | ni | cu W, str-cu W | | 0.4 | 0.0 | — | 0.0 | 0.0 | 0.2 | 0.1 |
| 0 | -6.5 | 0 | 100 | 0 | 46.6 | | | 137.7 | 5.7 | | | | — | — | — | 0.0 | 0.2 | 0.1 | 0.2 |
| 7 | -6.5 | 100 | 290 | 380 | | 49.6 | 55.0 | | | str-cu S | cu NE | a-str | — | — | — | 0.1 | 0.0 | 0.1 | 0.4 |
| 2 | -2.5 | 290 | 490 | 520 | 228.3 | 84.9 | 165.0 | 332.9 | 13.9 | cu NW | ni NE | ni N | — | 0.2 | 0.2 | 0.1 | 0.1 | 0.0 | 0.2 |
| 2 | -1.9 | 0 | 125 | 100 | 248.0 | 12.4 | 45.0 | 497.9 | 20.7 | str | str | a-str | 6.3 | — | — | 0.0 | 0.0 | 0.0 | 0.1 |
| 0 | -2.2 | 95 | 0 | 120 | 146.7 | 18.9 | 26.0 | 204.1 | 8.5 | str-cu SW | str, a-str W | a-str | — | — | — | 0.0 | 0.0 | 0.1 | 0.0 |
| 7 | 0.3 | 350 | 290 | 0 | 116.4 | 54.6 | 38.0 | 161.3 | 6.7 | fr-ni N, str | fr-ni NW, a-str | fr-ni, a-str | 3.3 | 0.1 | 2.1 | 0.0 | 0.0 | 0.1 | 0.1 |
| 6 | 0.2 | 125 | 150 | 125 | 49.4 | 24.2 | 86.0 | 142.0 | 5.9 | str-cu NE | ni NW, str | | — | — | 0.3 | 0.0 | 0.0 | 0.0 | 0.1 |
| 6 | 0.0 | 355 | 550 | 150 | 189.3 | 157.6 | 203.0 | 299.5 | 12.5 | | str-cu W | a-str | — | — | — | 0.3 | 0.2 | 0.2 | 0.3 |
| 4 | -1.5 | 250 | 300 | 0 | 265.0 | 85.0 | 72.0 | **625.6** | **26.1** | cu | ci | ci | — | — | — | 0.3 | 0.4 | 0.3 | 0.7 |
| 5 | -2.2 | 345 | 250 | 125 | 176.9 | 82.8 | 79.0 | 333.9 | 13.9 | cu, ni N | cu W, ci-cu | fr-ni NW | — | — | — | 0.0 | 0.1 | 0.1 | 0.7 |
| 6 | -2.0 | 280 | 56 | 100 | 125.3 | 76.5 | 39.5 | 287.1 | 12.0 | cu NW, ci-str | cu, ci-str | ci-str | — | — | — | 0.1 | 0.0 | 0.1 | 0.3 |
| 6 | -4.0 | 400 | 100 | 100 | 99.4 | 121.0 | 83.4 | 215.4 | 9.0 | str-cu SW | ci-cu | cu | — | — | 0.2 | 0.0 | 0.2 | 0.0 | 0.1 |
| 7 | -4.7 | 450 | 480 | 600 | 188.1 | 176.1 | 165.8 | 392.5 | 16.4 | fr-cu W | ni W | fr-cu W, ni | 0.2 | 0.0 | 0.0 | 0.4 | 0.1 | 0.1 | 1.6 |
| 2 | -5.5 | 590 | **750** | 580 | 204.8 | 161.5 | 199.5 | 546.7 | 22.8 | cu N | cu W | cu E | 0.2 | 0.3 | — | 0.0 | 0.4 | 0.2 | 0.2 |
| 0 | -6.0 | 100 | 150 | 90 | 27.6 | 38.0 | 35.0 | 388.6 | 16.2 | str | str-cu SSW, ci-cu | cu, fr-cu W | — | — | — | 0.1 | 0.2 | 0.4 | 0.7 |
| 7 | -4.0 | 250 | 380 | 0 | 240.8 | 225.2 | 65.0 | 313.8 | 13.1 | str | cu W | | — | — | — | 0.2 | 0.8 | 0.2 | **0.8** |
| 3 | -2.0 | 178 | 184 | 124 | 111.0 | 71.5 | 66.3 | 242.0 | 10.1 | | | | 12.5 | 2.6 | 4.3 | 1.9 | 3.4 | 2.4 | 6.7 |

as observaciones se efectuaron según hora oficial de Chile (75° de long.)

Alle Beobachtungen nach chilenischer Einheitszeit (75° Länge).

**SAN ISIDRO** (H = 21 m) **JUNIO 1912** φ = 53° 48′ S λ = 70° 59′ W $C_g$ =

| Día / Tag | Barómetro Barometer 700 mm + | | | Temperatura del aire Lufttemperatur C° | | | | | Humedad absoluta Absolute Feuchtigkeit mm | | | Humedad relativa Relative Feuchtigkeit % | | | Dirección y fuerza del viento Richtung und Stärke des Windes 0—12 B | | | | | | Nebulosidad Bewölkung 0—10 | | | Agua caída Niederschlag mm | Notas Bemerkungen |
|---|---|---|---|---|---|---|---|---|---|---|---|---|---|---|---|---|---|---|---|---|---|---|---|---|
| | 7a | 2p | 9p | 7a | 2p | 9p | Max. | Min. | 7a | 2p | 9p | 7a | 2p | 9p | 7a | | 2p | | 9p | | 7a | 2p | 9p | 7a - 7a | |
| 1 | 56.5 | 54.0 | 55.9 | 2.0 | 3.0 | 3.8 | | | 4.9 | 4.9 | 4.2 | 93 | 87 | 70 | N | 4 | N | 5 | N | 8 | 10 | 10 | 10 | 10.0 | ● ch 3a-4a |
| 2 | 52.4 | 49.7 | 49.6 | 3.6 | 5.0 | 5.0 | | | 5.5 | 5.7 | 5.7 | 93 | 87 | 87 | N | 6 | N | 8 | N | 10 | 10 | 10 | 10 | 8.5 | ● a interv |
| 3 | 46.1 | 43.6 | 41.0 | 4.8 | 6.0 | 5.4 | | | 6.0 | 6.1 | **6.3** | 94 | 88 | 94 | NE | 4 | NE | 3 | NE | 4 | 10 | 10 | 10 | 6.0 | |
| 4 | 40.4 | 40.2 | 44.0 | 5.2 | 4.4 | 4.2 | | | 6.2 | 5.8 | 5.8 | 94 | 93 | 93 | N | 4 | N | 5 | N | 3 | 10 | 10 | 10 | — | ● ch MD-1p, 3p-4p; ≡ |
| 5 | 49.7 | 58.2 | 59.8 | 2.8 | 5.4 | 4.0 | | | 4.8 | 5.5 | 5.3 | 86 | 82 | 87 | C | 0 | N | 1 | C | 0 | 2 | 2 | 0 | 3.0 | |
| 6 | 54.5 | 52.8 | 51.5 | 4.8 | 5.8 | 3.8 | | | 4.8 | 5.0 | 5.2 | 74 | 73 | 87 | N | 1 | N | 2 | N | 3 | 10 | 5 | 0 | — | ⌊ |
| 7 | 46.6 | 41.4 | 41.3 | 3.4 | 5.8 | 5.0 | | | 5.2 | 5.4 | 5.7 | 90 | 79 | 87 | N | 6 | NE | 7 | NE | 4 | 10 | 10 | 10 | — | ● ch 6p-9p; ∞ 7p |
| 8 | 40.3 | 37.0 | 36.9 | 4.0 | 5.2 | 5.0 | | | 5.9 | 6.2 | **6.3** | **97** | 94 | **97** | N | 1 | N | 2 | NE | 2 | 10 | 10 | 10 | 14.5 | ● a interv; ≡ a interv |
| 9 | 37.8 | 38.7 | 40.4 | 4.6 | 4.8 | 5.8 | | | 5.9 | 5.6 | 5.4 | 94 | 87 | 79 | NE | 2 | N | 2 | N | 1 | 10 | 10 | 10 | 7.0 | ● a interv |
| 10 | 42.3 | 43.4 | 44.3 | 4.6 | 4.8 | 2.8 | | | 5.9 | 5.6 | 5.2 | 94 | 87 | 93 | SW | 1 | N | 2 | C | 0 | 7 | 5 | 0 | 4.0 | ⌊ |
| 11 | 43.3 | 42.9 | 42.7 | 1.2 | 3.0 | 2.6 | | | 4.8 | 4.7 | 4.9 | 96 | 83 | 89 | C | 0 | NE | 3 | NE | 3 | 0 | 10 | 10 | — | ● ch MD-2p; ≡ 7a-10 |
| 12 | 40.8 | 40.5 | 42.9 | 1.8 | 1.8 | 1.2 | | | 4.5 | 4.7 | 4.6 | 85 | 90 | 92 | NE | 3 | N | 2 | C | 0 | 10 | 10 | 10 | 6.5 | ● 3a-3a40 |
| 13 | 46.8 | 49.3 | 52.0 | 0.8 | 4.0 | 1.6 | | | 4.3 | 4.7 | 4.6 | 89 | 77 | 89 | N | 1 | SW | 2 | SW | 1 | 6 | 4 | 3 | 0.0 | ● ch 8a-9a; ⚹ ch 1a |
| 14 | 49.5 | 55.4 | 56.2 | 0.6 | 1.0 | 3.0 | | | 4.2 | 3.4 | 4.9 | 89 | 68 | 87 | SW | 3 | SW | 2 | SW | 2 | 4 | 5 | 0 | 7.5 | ⚹ 2a-7a, ● ch 11a-M |
| 15 | 54.1 | 51.5 | 49.4 | 0.0 | 1.6 | -0.8 | | | 4.1 | 3.3 | 3.5 | 89 | 63 | 81 | SW | 4 | SW | 4 | SW | 2 | 0 | 0 | 0 | 1.0 | ⚹ 3p-10p [de |
| 16 | 50.4 | 54.1 | 58.1 | 0.2 | 1.2 | 0.4 | | | 4.0 | 3.9 | 3.9 | 85 | 78 | 82 | SW | 2 | NNE | 5 | NE | 4 | 10 | 10 | 10 | — | ⚹ 2a-9a, ⚹ ch 1p-2p |
| 17 | 60.4 | 59.0 | 55.5 | 0.4 | 1.8 | 2.0 | | | 3.7 | 3.5 | 5.1 | 78 | 67 | 96 | NE | 8 | NE | 9 | N | 10 | 10 | 10 | 10 | **32.0** | ● ch 1a10-10p30, ⚹ c |
| 18 | 50.1 | 47.1 | 46.9 | 2.2 | 2.8 | 2.2 | | | 5.2 | 4.8 | 5.0 | 96 | 86 | 93 | N | 7 | N | 4 | NE | 2 | 10 | 10 | 10 | 12.0 | ● 3a-10a30 [de |
| 19 | 44.9 | 44.0 | 47.5 | 2.8 | 4.2 | 2.8 | | | 4.8 | 5.2 | 5.0 | 86 | 84 | 89 | N | 3 | NE | 4 | C | 0 | 10 | 10 | 6 | 1.0 | |
| 20 | 45.7 | 45.1 | 43.7 | 3.0 | 4.2 | 4.0 | | | 5.1 | 5.8 | 5.9 | 90 | 93 | **97** | N | 4 | NE | 5 | NE | 5 | 10 | 10 | 10 | 7.5 | ● a interv 1a-7p |
| 21 | 42.5 | 37.8 | 36.2 | 5.0 | 5.8 | 5.0 | | | 5.9 | 5.8 | 5.7 | 90 | 85 | 87 | N | 3 | N | 5 | N | 4 | 10 | 10 | 6 | 7.5 | ● a interv |
| 22 | **34.8** | 35.2 | 37.7 | 5.0 | 6.8 | 4.8 | | | 4.5 | 4.4 | 3.8 | 69 | **60** | 59 | N | 3 | N | 3 | N | 1 | 0 | 7 | 10 | 6.5 | ● ch 4a-6a30 |
| 23 | 41.8 | 48.9 | 45.5 | 3.0 | 5.4 | 6.0 | | | 4.5 | 4.4 | 5.9 | 79 | 66 | 85 | SW | 4 | SW | 4 | SW | 1 | 5 | 6 | 4 | — | ⚹ 9p-MN |
| 24 | 45.3 | 46.2 | 47.0 | 1.0 | 3.4 | 1.2 | | | 4.2 | 3.5 | 3.8 | 85 | **60** | 75 | C | 0 | C | 0 | N | 4 | 10 | 7 | 6 | 1.5 | ⚹ ch, ⚹ 1a-7a |
| 25 | 45.1 | 45.5 | 45.1 | 2.0 | 2.8 | -0.2 | | | 3.6 | 3.9 | 3-5 | 68 | 69 | 78 | N | 2 | SW | 3 | C | 0 | 4 | 10 | 0 | 1.0 | △ ch 10a-10a30 |
| 26 | 43.5 | 43.7 | 48.2 | -0.6 | 0.0 | -0.8 | | | 3.9 | 3.2 | 3.3 | 88 | 71 | 77 | SW | 1 | SW | 6 | SW | 8 | 10 | 10 | 6 | 4.0 | ⚹ ch a interv 2a-7p; ∞ |
| 27 | 44.2 | 44.9 | 47.3 | 1.2 | 0.8 | -0.6 | | | 3.9 | 4.3 | 4.1 | 78 | 89 | 92 | SW | 7 | SW | 8 | SW | 9 | 10 | 10 | 10 | 4.5 | ● ch a interv 5a-10p, |
| 28 | 53.5 | 57.3 | **62.7** | -1.8 | -0.8 | -0.2 | | | 3.4 | 3.3 | 3.2 | 84 | 77 | 70 | SW | 10 | SW | 8 | SW | 9 | 10 | 10 | 4 | 5.5 | ● ch 4a-10a, ⚹ 3p-M |
| 29 | 62.2 | 57.2 | 55.1 | 1.8 | 3.6 | 4.4 | | | **3.0** | 4.3 | 4.6 | 57 | 73 | 74 | SW | 8 | SW | 7 | SW | 10 | 10 | 10 | 4 | 0.5 | ⚹ 1a-8a; ∞ 8a-2p |
| 30 | 56.9 | 58.7 | 60.8 | 2.4 | 3.6 | 2.2 | | | 3.7 | 3.6 | 3.3 | 68 | **60** | 61 | SW | 10 | SW | 8 | SW | 7 | 7 | 8 | 6 | 1.5 | ⌊ |
| Pro. Mit. | 47.4 | 47.4 | 48.2 | 2.4 | 3.6 | 2.9 | | | 4.7 | 4.7 | 4.8 | 85 | 79 | 84 | | 3.7 | | 4.3 | | 3.9 | 7.8 | 8.3 | 6.5 | 153.0 | |

**Barómetro reducido a 0°C y a gravedad normal.**

**Barometer reduciert auf 0°C und Normal**

**SIDRO** (H = 21 m) **JUNIO 1912** $\varphi = 53°\ 48'$ S $\lambda = 70°\ 59'$ W $h_a =$ —

| Min. | Velocidad del viento m/minuto 7a | 2p | 9p | km 9p-7a | 7a-2p | 2p-9p | 7a-7a | k/1h | Nubes (clase y dirección) 7a | 2p | 9p | Agua caída mm 7a | 2p | 9p | Evaporación mm 7a | 2p | 9p | 7a-7a |
|---|---|---|---|---|---|---|---|---|---|---|---|---|---|---|---|---|---|---|
| | | | | 324.4 | 65.8 | 90.2 | 484.2 | 20.2 | ni N | ni N | ni N | 3.5 | — | — | | | | |
| | | | | 610.5 | 197.1 | 542.4 | 766.5 | 31.9 | ni N | ni N | ni N | 8.5 | 1.5 | 4.5 | | | | |
| | | | | 394.0 | 124.6 | 89.2 | 1133.5 | 47.2 | ni NE | ni NE | ni NE | — | — | — | | | | |
| | | | | 102.0 | 184.2 | 79.2 | 315.8 | 13.2 | ni N | ni N | ni N | — | 2.0 | 1.0 | | | | |
| | | | | 7.8 | 8.8 | 0 | 271.2 | 11.3 | a-cu N | cu-ni N | | — | — | — | | | | |
| | | | | 20.7 | 73.9 | 72.6 | 29.5 | 1.2 | ni N | cu-ni N | | — | — | — | | | | |
| | | | | 224.8 | 195.6 | 163.9 | 371.3 | 15.5 | cu-ni | ni NE | ni NE | — | — | 8.5 | | | | |
| | | | | 29.5 | 70.7 | 74.1 | 389.0 | 16.2 | ni N | ni N | ni NE | 6.0 | 1.5 | 2.0 | | | | |
| | | | | 120.2 | 71.2 | 72.8 | 265.0 | 11.0 | ni NE | ni N | ni N | 3.5 | 2.5 | 1.5 | | | | |
| | | | | 27.2 | 0.0 | 6.6 | 171.2 | 7.1 | cu-ni SW | cu-ni N | | — | — | — | | | | |
| | | | | 0.0 | 63.2 | 121.8 | **6.6** | **0.3** | | ni NE | ni NE | — | 1.0 | 3.5 | | | | |
| | | | | 224.2 | 33.0 | 0.0 | 409.2 | 17.0 | ni NE | ni N | ni W | 2.0 | — | — | | | | |
| | | | | 92.2 | 55.8 | 4.2 | 125.2 | 5.2 | cu-ni N | cu-ni SW | cu-ni SW | 0.0 | 0.0 | — | | | | |
| | | | | 83.2 | 53.6 | 65.8 | 143.2 | 6.0 | cu-ni SW | cu-ni SW | | 7.5 | 1.0 | — | | | | |
| | | | | 208.6 | 0.0 | 119.0 | 328.0 | 13.7 | | | | — | — | — | | | | |
| | | | | 127.0 | 105.6 | 256.6 | 246.0 | 10.2 | ni SW | ni NNE | ni NE | 0.0 | 1.5 | — | | | | |
| | | | | 354.2 | 201.8 | 427.2 | 716.4 | 29.8 | ni NE | ni NE | ni N | 30.5 | 1.5 | 3.5 | | | | |
| | | | | 464.0 | 209.8 | 133.2 | 1093.0 | 45.5 | ni N | ni N | ni NE | 7.0 | 1.0 | — | | | | |
| | | | | 108.2 | 124.0 | 26.4 | 451.2 | 18.8 | ni N | ni NE | cu-ni W | — | — | — | | | | |
| | | | | 133.2 | 122.2 | 292.2 | 283.6 | 11.8 | ni N | ni NE | ni NE | 7.5 | 1.0 | 2.0 | | | | |
| | | | | 121.4 | 131.8 | 391.4 | 535.8 | 22.3 | ni N | ni N | cu-ni W | 4.5 | 2.0 | 1.0 | | | | |
| | | | | 112.2 | 12.4 | 210.0 | 635.4 | 26.5 | | cu-ni N | ni N | 3.5 | — | — | | | | |
| | | | | 64.0 | 4.8 | 266.6 | 286.4 | 11.9 | cu-ni SW | cu-ni SW | cu ni SW | — | — | — | | | | |
| | | | | 0.0 | 0.0 | 161.8 | 271.4 | 11.3 | ni W | cu-ni W | cu-ni N | 1.5 | 1.0 | — | | | | |
| | | | | 0.0 | 107.6 | 0.0 | 161.8 | 6.7 | cu-ni N | ni SW | | — | 1.0 | — | | | | |
| | | | | 0.0 | 163.0 | 150.2 | 107.6 | 4.5 | ni SW | ni SW | cu-ni SW | 3.0 | 1.5 | 1.5 | | | | |
| | | | | 408.4 | 241.0 | 394.7 | 721.6 | 30.1 | ni SW | ni SW | ni SW | 1.5 | 2.0 | 2.5 | | | | |
| | | | | 751.6 | 277.8 | 371.8 | 1387.3 | **57.8** | ni SW | ni SW | cu-ni SW | 1.0 | 0.5 | — | | | | |
| | | | | 403.2 | 201.2 | 480.4 | 1052.8 | 43.9 | ni SW | ni SW | cu-ni SW | 0.0 | 1.0 | 0.5 | | | | |
| | | | | 522.6 | 366.0 | 296.4 | 1204.2 | 50.2 | cu-ni SW | cu-ni SW | cu-ni SW | — | — | — | | | | |
| | | | | 201.3 | 115.6 | 178.7 | 478.8 | 20.0 | | | | 91.0 | 23.5 | 32.0 | | | | |

observaciones se efectuaron según hora oficial de Chile (75° de long.)

Alle Beobachtungen nach chilenischer Einheitszeit (75° Länge).

**ARICA** (H = 10 m) **JULIO 1912** φ = 18° 29′ S λ = 70° 20′ W $C_g$ =

| Dia / Tag | Barómetro Barometer 700 mm + | | | Temperatura del aire Lufttemperatur C° | | | | | Humedad absoluta Absolute Feuchtigkeit mm | | | Humedad relativa Relative Feuchtigkeit % | | | Dirección y fuerza del viento Richtung und Stärke des Windes 0—12 B | | | | | | Nebulosidad Bewölkung 0—10 | | | Agua caída Niederschlag mm | Notas Bemerkungen |
|---|---|---|---|---|---|---|---|---|---|---|---|---|---|---|---|---|---|---|---|---|---|---|---|---|
| | 7a | 2p | 9p | 7a | 2p | 9p | Max. | Min. | 7a | 2p | 9p | 7a | 2p | 9p | 7a | | 2p | | 9p | | 7a | 2p | 9p | 7a-7a | |
| 1 | 61.3 | 60.0 | 61.0 | 16.4 | 17.2 | 17.4 | 20.0 | 13.0 | 9.6 | 8.9 | 9.0 | 69 | 61 | 61 | NE | 3 | SW | 3 | C | 0 | 10 | 10 | 10 | — | |
| 2 | 61.3 | 59.4 | 61.2 | 16.2 | 16.4 | 18.0 | 22.0 | 12.2 | 9.5 | 10.7 | 10.9 | 69 | 77 | 71 | C | 0 | SW | 3 | E | 1 | 10 | 10 | 10 | — | ●[1] III |
| 3 | 62.3 | 59.5 | **56.9** | 23.0 | 22.2 | 25.2 | **30.2** | 16.0 | 9.9 | 9.7 | 8.5 | 47 | 50 | **36** | N | 3 | SW | 4 | SW | 1 | 10 | 10 | 10 | 0.0 | |
| 4 | 58.8 | 57.3 | 61.0 | 17.0 | 19.2 | 17.4 | 23.2 | 12.0 | 12.1 | **13.1** | 9.0 | 84 | 79 | 61 | SW | 1 | C | 0 | C | 0 | 10 | 0 | 10 | — | ≡ I, II |
| 5 | 60.9 | 59.3 | 60.8 | 17.2 | 18.0 | 17.0 | 21.0 | 14.1 | 12.8 | 12.3 | 11.5 | **88** | 80 | 80 | SW | 2 | SW | 4 | C | 0 | 10 | 0 | 10 | — | |
| 6 | 62.2 | 60.9 | 62.1 | 18.0 | 19.4 | 17.4 | 24.2 | 14.2 | 11.4 | 11.5 | 11.8 | 75 | 68 | 80 | SW | 1 | SW | 3 | SW | 1 | 10 | 0 | 10 | — | |
| 7 | 61.4 | 59.8 | 61.0 | 17.2 | 16.4 | 17.0 | 23.0 | 13.0 | 10.5 | 11.0 | 9.3 | 72 | 79 | 64 | SW | 2 | SW | 3 | SW | 1 | 10 | 0 | 10 | — | |
| 8 | 61.7 | 59.5 | 62.1 | 16.2 | 16.2 | 17.4 | 23.2 | 12.4 | 10.8 | 10.8 | 11.8 | 79 | 79 | 80 | C | 0 | SW | 3 | C | 0 | 10 | 0 | 10 | — | |
| 9 | 60.2 | 58.7 | 60.3 | 16.0 | 16.4 | 16.2 | 22.3 | 12.0 | 9.4 | 8.3 | 9.5 | 69 | 60 | 69 | E | 1 | SW | 3 | SW | 1 | 10 | 0 | 5 | — | |
| 10 | 60.8 | 57 8 | 60.3 | 15.4 | 16.4 | 16.0 | 22.4 | 12.4 | 8.9 | 9.6 | 9.6 | 68 | 69 | 71 | W | 1 | SW | 4 | E | 1 | 10 | 0 | 10 | — | |
| 11 | 61.6 | 59.2 | 61.0 | 16.4 | 17.0 | 17.0 | 23.0 | 12.4 | 9.6 | 10.1 | 10.1 | 69 | 70 | 70 | N | 2 | SW | 4 | SW | 1 | 10 | 0 | 10 | — | |
| 12 | 61.2 | 59.2 | 60.5 | 16.2 | 17.2 | 15.2 | 23.2 | 12.3 | 9.2 | 10.2 | 9.8 | 67 | 70 | 76 | C | 0 | SW | 4 | S | 1 | 10 | 2 | 10 | — | |
| 13 | 61.3 | 61.0 | 61.3 | 16.0 | 17.4 | 16.2 | 23.0 | 12.2 | 8.5 | 9.0 | 9.2 | 63 | 61 | 67 | E | 2 | SW | 4 | SW | 1 | 10 | 3 | 10 | — | |
| 14 | 61.3 | 60.6 | 61.3 | 16.2 | 17.0 | 16 2 | 22.0 | 12.1 | 9.5 | 10.1 | 9.2 | 69 | 70 | 67 | C | 0 | SW | 3 | E | 1 | 10 | 1 | 10 | — | |
| 15 | 61.8 | 60.7 | 62.2 | 16.0 | 16.4 | 16.2 | 23.3 | 13.0 | 9.4 | 10.7 | 10.6 | 69 | 77 | 77 | NE | 1 | SW | 1 | SW | 3 | 10 | 1 | 10 | — | |
| 16 | 61.7 | 61.2 | 62.2 | 16.0 | 17.2 | 16.2 | 23.0 | 12.4 | 9.6 | 8.9 | 9.2 | 71 | 61 | 67 | C | 0 | SW | 4 | SW | 2 | 10 | 4 | 10 | — | |
| 17 | 62.7 | 60.0 | 61.6 | 16.0 | 16.4 | 14.0 | 23.2 | 11.0 | 9.4 | 8.3 | 8.2 | 69 | 60 | 69 | C | 0 | SW | 3 | E | 1 | 10 | 0 | 0 | — | |
| 18 | 61.5 | 60.2 | 61.7 | 12.4 | 16.2 | 13.4 | 21.0 | 9.3 | **7.0** | 9.2 | 8.3 | 65 | 67 | 73 | E | 3 | SW | 3 | C | 0 | 10 | 0 | 10 | — | |
| 19 | 62.2 | 59.4 | 62.2 | 13.0 | 15.4 | 16.2 | 20.4 | 9.3 | 7.3 | 8.9 | 9.2 | 66 | 68 | 67 | E | 1 | SW | 4 | SW | 2 | 10 | 0 | 10 | — | |
| 20 | 60.5 | 59.4 | 62.2 | 13.0 | 15.4 | 16.2 | 21.2 | 12.2 | 7.6 | 8.9 | 10.6 | 68 | 68 | 77 | C | 0 | SW | 2 | C | 0 | 10 | 0 | 10 | — | |
| 21 | 62.3 | 60.2 | 61.7 | 15.2 | 16.4 | 13.4 | 21.2 | 12.4 | 8.8 | 9.6 | 8.3 | 68 | 69 | 73 | SW | 1 | SW | 3 | SW | 1 | 10 | 2 | 10 | — | |
| 22 | 61.3 | 59.7 | 63.2 | 15.4 | 17.2 | 16.2 | 20.3 | **9.2** | 8.9 | 10.0 | 9.5 | 68 | 68 | 69 | C | 0 | SW | 4 | C | 0 | 10 | 2 | 10 | — | |
| 23 | **64.1** | 62.2 | 63.7 | 16.0 | 16.0 | 16.2 | 20.2 | 12.4 | 10.7 | 10.7 | 10.6 | 79 | 79 | 77 | C | 0 | SW | 4 | C | 0 | 10 | 10 | 10 | — | |
| 24 | 62.8 | 60.2 | 61.8 | 16.2 | 17.2 | 15.0 | 20.2 | 12.0 | 9.5 | 9.1 | 8.9 | 69 | 63 | 70 | N | 2 | SW | 5 | E | 1 | 10 | 2 | 10 | — | |
| 25 | 60.6 | 58.2 | 60 0 | 14.2 | 17.0 | 16.0 | 18.0 | 10.3 | 8.4 | 10.1 | 6.6 | 69 | 70 | 71 | E | 1 | SW | 5 | E | 1 | 10 | 4 | 10 | — | |
| 26 | 60.3 | 59.8 | 60.0 | 15.2 | 17.0 | 16.2 | 20.3 | 11.3 | 8.8 | 10.1 | 10.6 | 68 | 70 | 77 | E | 2 | SW | 2 | SW | 1 | 10 | 1 | 10 | — | |
| 27 | 59.9 | 58.4 | 60.0 | 14.4 | 16.4 | 16.4 | 21.0 | 11.2 | 8.0 | 10.4 | 9.4 | 65 | 75 | 68 | E | 2 | SW | 3 | SW | 1 | 10 | 2 | 10 | — | |
| 28 | 61.0 | 60.8 | 59.8 | 15.4 | 16.2 | 16.0 | 20.2 | 11.3 | 8.6 | 10.6 | 9.4 | 66 | 77 | 69 | E | 1 | SW | 2 | SW | 1 | 1 | 0 | 10 | — | |
| 29 | 61.5 | 59.0 | 61.6 | 15.0 | 16.2 | 15.0 | 21.2 | 10.0 | 8.6 | 9.5 | 9.2 | 68 | 69 | 72 | SW | 1 | SW | 3 | E | 1 | 3 | 0 | 10 | — | |
| 30 | 61.6 | 60.2 | 61.6 | 14.4 | 16.2 | 14.4 | 18.3 | 10.0 | 9.0 | 9.2 | 9.3 | 74 | 67 | 76 | E | 2 | SW | 3 | E | 1 | 10 | 2 | 10 | — | |
| 31 | 63.5 | 62.4 | 63.7 | 15.0 | 16.4 | 15.4 | 19.3 | 11.3 | 8.6 | 9.4 | 10.0 | 68 | 68 | 77 | E | 1 | SW | 3 | C | 0 | 10 | 0 | 10 | — | |
| Pro. Mit. | 61.5 | 59.8 | 61.3 | 15.8 | 17.0 | 16.3 | 21.8 | 11.9 | 9.4 | 10.0 | 9.7 | 70 | 69 | 70 | | 1.2 | | 3.1 | | 0.8 | 9.4 | 2.1 | 9.5 | 0.0 | |

**IQUIQUE** (H = 10 m) **JULIO 1912** φ = 20° 12′ S λ = 70° 11′ W $C_g$ =

| | | | | | | | | | | | | | | | | | | | | | | | | | |
|---|---|---|---|---|---|---|---|---|---|---|---|---|---|---|---|---|---|---|---|---|---|---|---|---|---|
| 1 | 62.6 | 61.5 | 62.8 | 14.4 | 16.0 | 15.6 | 19.4 | 12.0 | 8.7 | 11.5 | 10.7 | 72 | 85 | 81 | C | 0 | SW | 2 | C | 0 | $10^0$ | $10^2$ | $10^0$ | — | |
| 2 | 62.1 | 60.7 | 62.9 | 15.8 | 16.8 | 17.0 | 19.4 | 11.8 | 10.5 | 11.6 | 13.0 | 79 | 81 | 90 | S | 2 | S | 3 | C | 0 | $10^1$ | $10^1$ | $10^2$ | — | ● gt 3p30; ↙ SW 3p |
| 3 | 61.8 | 59.9 | 58.9 | 17.6 | 18.2 | 26.0 | **28.0** | 12.4 | 12.0 | 13.4 | **8.0** | 80 | 86 | 33 | SE | 2 | SE | 3 | NE | 6 | $10^1$ | $10^1$ | $10^1$ | 0.0 | ≡[1] 3a30-5a15; ≡ 5a55 |
| 4 | 59.4 | **57.2** | 59 8 | 18.0 | 18.8 | 18.0 | 21.0 | 13.0 | 12.9 | 13.9 | 10.3 | 84 | 87 | 67 | NW | 6 | NW | 4 | NW | 4 | 0 | $10^1$ | $10^1$ | — | |
| 5 | 60.7 | 60.9 | 63.1 | 17.8 | 20.8 | 17.6 | 22.4 | 15.0 | 12.7 | **15.9** | 12.6 | 84 | 87 | 84 | NW | 2 | WNW | 3 | C | 0 | $10^1$ | $10^1$ | $10^2$ | — | |
| 6 | 63.1 | 61.2 | 63.3 | 16.4 | 18.0 | 16.8 | 21.0 | 14.0 | 12.4 | 12.3 | 11.6 | 89 | 80 | 81 | S | 3 | S | 4 | SW | 3 | $10^2$ | $10^1$ | $10^2$ | — | |
| 7 | 63.7 | 61.9 | 63.0 | 16.4 | 17.6 | 15.8 | 20.4 | 12.8 | 11.6 | 10.3 | 10.3 | 83 | 68 | 77 | C | 0 | NW | 2 | E | 2 | $10^1$ | $10^1$ | $10^2$ | — | |
| 8 | 63.3 | 60.9 | 62.3 | 15.2 | 18.0 | 16.4 | 20.0 | 14.0 | 10.4 | 10.9 | 11.6 | 81 | 71 | 83 | SW | 1 | SW | 2 | NW | 2 | $10^1$ | $10^1$ | $10^1$ | — | |
| 9 | 60.8 | 59.7 | 60.6 | 14.8 | 17.0 | 16.0 | 20.4 | 12.8 | 9.5 | 10.1 | 10.7 | 76 | 70 | 79 | E | 2 | S | 2 | SW | 2 | $10^1$ | $10^1$ | $10^2$ | — | |
| 10 | 61.2 | 58.9 | 61.0 | 15.4 | 16.8 | 16.6 | 20.4 | 12.8 | 9.7 | 9.9 | 10.3 | 75 | 69 | 73 | S | 2 | S | 3 | C | 0 | $10^1$ | $10^1$ | $10^2$ | — | |
| 11 | 61.9 | 60.7 | 62.9 | 15.8 | 17.0 | 16.0 | 19.2 | 13.2 | 10.0 | 10.1 | 10.4 | 75 | 70 | 77 | C | 0 | SW | 4 | C | 0 | $10^1$ | $10^1$ | $10^2$ | — | |
| 12 | 62.3 | 61.2 | 62.0 | 15.4 | 16.8 | 16.0 | 19.0 | 13.0 | 9.4 | 9.7 | 10.4 | 72 | 68 | 77 | C | 0 | SW | 2 | NE | 2 | $10^2$ | $8^0$ | $10^1$ | — | |
| 13 | 62.2 | 61.3 | 63.1 | 15.4 | 16.8 | 15.8 | 18.8 | 13.0 | 9.7 | 9.9 | 9.5 | 75 | 69 | 71 | SE | 2 | SW | 2 | W | 1 | $10^1$ | $10^1$ | $10^1$ | — | |
| 14 | 62.4 | 60.5 | 63.0 | 15.0 | 17.6 | 16.4 | 19.6 | 12.8 | 9.7 | 9.4 | 10.2 | 76 | 63 | 73 | SE | 1 | SW | 2 | SW | 4 | $10^1$ | $10^1$ | $10^2$ | — | |
| 15 | 62.6 | 61.7 | 63.6 | 15.4 | 17.4 | 15.6 | 19.2 | 12.6 | 9.4 | 9.0 | 9.3 | 72 | **61** | 70 | S | 3 | SW | 2 | C | 0 | $10^0$ | $10^2$ | $10^1$ | — | |
| 16 | 62.3 | 62.7 | 62.7 | 15.0 | 16.8 | 16.8 | 19.4 | 13.0 | 8.4 | 9.4 | 9.4 | 66 | 66 | 66 | NW | 2 | SW | 3 | SE | 1 | $10^2$ | $10^2$ | $10^2$ | — | |
| 17 | 64.2 | 62.1 | 62.5 | 13.6 | 16.8 | 15.0 | 18.0 | 12.2 | 9.5 | 10.5 | 9.9 | 82 | 74 | 78 | SE | 1 | S | 2 | S | 2 | $2^2$ | 0 | $8^0$ | — | |
| 18 | 63.8 | 63.0 | 62.8 | 12.0 | 15.8 | 15.2 | 19.2 | 10.2 | 10.2 | 10.5 | 10.6 | **98** | 79 | 83 | E | 2 | SW | 2 | NW | 2 | 0 | 0 | $10^1$ | — | |
| 19 | 62.9 | 62.2 | 62.2 | 12.0 | 15.8 | 14.4 | 19.8 | 12.8 | 9.9 | 11.1 | 10.3 | 96 | 83 | 85 | E | 1 | SW | 2 | NE | 2 | $8^2$ | $8^0$ | $8^0$ | — | |
| 20 | 61.7 | 60.1 | 62.9 | 13.8 | 15.4 | 15.0 | 18.8 | **10.0** | 8.6 | 9.7 | 9.9 | 73 | 75 | 78 | NW | 2 | SW | 2 | C | 0 | $10^1$ | $4^2$ | $10^1$ | — | |
| 21 | 63.2 | 62.8 | 63.4 | 14.4 | 16.2 | 15.4 | 18.4 | 11.8 | 8.7 | 9.5 | 9.2 | 72 | 69 | 70 | SE | 2 | SW | 2 | NE | 1 | $10^1$ | $10^1$ | $10^2$ | — | |
| 22 | 64.0 | 61.3 | 64.3 | 14.8 | 17.0 | 16.0 | 18.8 | 12.2 | 9.8 | 9.3 | 10.7 | 78 | 64 | 79 | E | 2 | SW | 3 | S | 2 | $10^1$ | $10^2$ | $10^1$ | — | |
| 23 | 64.2 | 64.0 | **65.2** | 15.4 | 17.0 | 15.6 | 19.0 | 12.8 | 10.0 | 9.7 | 9.6 | 77 | 68 | 73 | SE | 3 | SW | 3 | S | 4 | $10^1$ | $8^2$ | $10^1$ | — | |
| 24 | 63.8 | 61.3 | 62.5 | 13.6 | 17.0 | 15.2 | 19.0 | 11.0 | 9.2 | 10.1 | 10.6 | 80 | 70 | 83 | ESE | 2 | SSW | 4 | NW | 2 | 0 | $4^2$ | $10^2$ | — | ▽ 6p-7p5 |
| 25 | 60.4 | 60.0 | 61.0 | 14.8 | 19.2 | 16.0 | 21.2 | 11.0 | 9.5 | 11.3 | 10.1 | 76 | 68 | 75 | NW | 2 | NW | 2 | N | 3 | $10^2$ | $8^0$ | $10^1$ | — | |
| 26 | 60.6 | 60.8 | 61.3 | 15.4 | 17.6 | 15.8 | 20.0 | 12.8 | 9.7 | 12.3 | 10.5 | 75 | 82 | 79 | NW | 3 | NW | 2 | NW | 3 | $10^1$ | $10^1$ | $10^1$ | — | ≡ 5p15-5p45 |
| 27 | 60.0 | 59.5 | 62.1 | 15.0 | 18.8 | 16.0 | 21.0 | 12.8 | 9.7 | 10.4 | 9.9 | 76 | 64 | 73 | E | 1 | NW | 2 | N | 3 | $10^2$ | $10^1$ | $10^2$ | 0.0 | |
| 28 | 61.6 | 61.2 | 61.8 | 14.8 | 17.8 | 15.8 | 20.4 | 11.8 | 9.3 | 10.4 | 10.5 | 74 | 68 | 79 | E | 2 | NW | 2 | C | 0 | $10^2$ | $8^0$ | $10^1$ | — | |
| 29 | 61.8 | 59.8 | 62.3 | 14.0 | 16.0 | 15.8 | 19.6 | 12.0 | 9.8 | 9.6 | 10.0 | 82 | 71 | 75 | SW | 1 | SW | 2 | SW | 1 | $10^2$ | 0 | $10^1$ | — | |
| 30 | 62.3 | 60.9 | 63.0 | 14.0 | 17.0 | 15.8 | 19.8 | 11.8 | 9.2 | 9.7 | 10.5 | 78 | 68 | 79 | C | 0 | SSW | 3 | W | 2 | $10^2$ | $10^0$ | $10^1$ | — | |
| 31 | 64.2 | 63.8 | 63.9 | 14.8 | 16.8 | 15.8 | 19.0 | 12.2 | 9.3 | 9.9 | 10.0 | 74 | 69 | 75 | SE | 1 | S | 5 | S | 4 | $10^2$ | $10^1$ | $10^1$ | --- | |
| Pro. Mit. | 62.3 | 61.1 | 62.5 | 15.0 | 17.2 | 16.3 | 20.0 | 12.4 | 10.0 | 10.7 | 10.3 | 78 | 73 | 76 | | 1.7 | | 2.6 | | 1.8 | 8.7 | 8.3 | 9.9 | 0.0 | |

Barómetro reducido a 0°C y a gravedad normal. Barometer reduciert auf 0°C und Normal

(1) SE 10a55; a las 8p sopló viento caliente con gruesa lluvia de tierra.

A (H = 10 m) **JULIO 1912** φ = 18° 29′ S λ = 70° 20′ W $h_a$ = —

| p. a la emp. / emp. freien / C / Min. | Velocidad del viento / Windgeschwindigkeit m/minuto 7a | 2p | 9p | km 9p-7a | 7a-2p | 2p-9p | 7a-7a | k/1h | Nubes (clase y dirección) / Wolken (Art und Richtung) 7a | 2p | 9p | Agua caída / Niederschlag mm 7a | 2p | 9p | Evaporación / Verdunstung mm 7a | 2p | 9p | 7a-7a |
|---|---|---|---|---|---|---|---|---|---|---|---|---|---|---|---|---|---|---|
| | | | | | | | | | a-str | a-str | a-str | — | — | — | | | | |
| | | | | | | | | | a-str | ni | ni | — | 0.0 | — | | | | |
| | | | | | | | | | str | str-cu | a-str | — | — | — | | | | |
| | | | | | | | | | a-str | | str | — | — | — | | | | |
| | | | | | | | | | a str | | a-str | — | — | — | | | | |
| | | | | | | | | | a-str | | a-str | — | — | — | | | | |
| | | | | | | | | | a-str | | a-str | — | — | — | | | | |
| | | | | | | | | | a-str | | a-str | — | — | — | | | | |
| | | | | | | | | | a-str | | str | — | — | — | | | | |
| | | | | | | | | | a-str | | a-str | — | — | — | | | | |
| | | | | | | | | | a-str | | str | — | — | — | | | | |
| | | | | | | | | | a-str | str | str | — | — | — | | | | |
| | | | | | | | | | a-str | str | a-str | — | — | — | | | | |
| | | | | | | | | | a-str | ci-str | a-str | — | — | — | | | | |
| | | | | | | | | | a-str | ci-str | a-str | — | — | — | | | | |
| | | | | | | | | | a-str | str-cu | a-str | — | — | — | | | | |
| | | | | | | | | | a-str | | | — | — | — | | | | |
| | | | | | | | | | a-str | | a-str | — | — | — | | | | |
| | | | | | | | | | a-str | | str | — | — | — | | | | |
| | | | | | | | | | a-str | | a-str | — | — | — | | | | |
| | | | | | | | | | a-str | str-cu | a-str | — | — | — | | | | |
| | | | | | | | | | a-str | str | a-str | — | — | — | | | | |
| | | | | | | | | | a-str | a-str | a-str | — | — | — | | | | |
| | | | | | | | | | a-str | a-str | a-str | — | — | — | | | | |
| | | | | | | | | | a-str | str-cu | a-str | — | — | — | | | | |
| | | | | | | | | | a-str | str-cu | a-str | — | — | — | | | | |
| | | | | | | | | | a-str | str-cu | a-str | — | — | — | | | | |
| | | | | | | | | | str | | a-str | — | — | — | | | | |
| | | | | | | | | | a-str | | str-cu | — | — | — | | | | |
| | | | | | | | | | a-str | ci | a-str | — | — | — | | | | |
| | | | | | | | | | a-str | | a-str | — | — | — | | | | |
| | | | | | | | | | | | | — | 0.0 | — | | | | |

IQUE (H=10 m) **JULIO 1912** φ = 20° 12′ S λ = 70° 11′ W $h_a$ = —

| | | | | | | | | | | | | | | | | | | |
|---|---|---|---|---|---|---|---|---|---|---|---|---|---|---|---|---|---|---|
| | | | | | | | | | a-cu | cu-ni | a-str | — | — | — | | | | |
| | | | | | | | | | a-str | a-str | ni | — | — | 0.0 | | | | |
| | | | | | | | | | ni | ni | ni | 0.0 | — | — | | | | |
| | | | | | | | | | | ni | ni | — | — | — | | | | |
| | | | | | | | | | ni | ni | ni | — | — | — | | | | |
| | | | | | | | | | cu-ni | ni | ni | — | — | — | | | | |
| | | | | | | | | | ni | ni | ni | — | — | — | | | | |
| | | | | | | | | | ni | ni | ni | — | — | — | | | | |
| | | | | | | | | | ni | ni | ni | — | — | — | | | | |
| | | | | | | | | | ni | ni | ni | — | — | — | | | | |
| | | | | | | | | | ni | ni | ni | — | — | — | | | | |
| | | | | | | | | | cu-ni | ci-cu | ni | — | — | — | | | | |
| | | | | | | | | | ni | ni | ni | — | — | — | | | | |
| | | | | | | | | | ni | ni | ni | — | — | — | | | | |
| | | | | | | | | | a-str | cu-ni | ni | — | — | — | | | | |
| | | | | | | | | | str | ni | ni | — | — | — | | | | |
| | | | | | | | | | str | | ci-cu | — | — | — | | | | |
| | | | | | | | | | | | ni | — | — | — | | | | |
| | | | | | | | | | str | ci-cu | ci | — | — | — | | | | |
| | | | | | | | | | ni | cu-ni | ni | — | — | — | | | | |
| | | | | | | | | | ni | ni | ni | — | — | — | | | | |
| | | | | | | | | | ni | cu-ni | ni | — | — | — | | | | |
| | | | | | | | | | ni | cu-ni | ni | — | — | — | | | | |
| | | | | | | | | | | cu-ni | cu-ni | — | — | — | | | | |
| | | | | | | | | | cu ni | ci-cu | ni | — | — | — | | | | |
| | | | | | | | | | ni | ni | ni | — | — | 0.0 | | | | |
| | | | | | | | | | str | ni | ni | — | — | — | | | | |
| | | | | | | | | | str | ci-cu | ni | — | — | — | | | | |
| | | | | | | | | | str | | ni | — | — | — | | | | |
| | | | | | | | | | cu-ni | ci-cu | ni | — | — | — | | | | |
| | | | | | | | | | str | cu-ni | ni | — | — | — | | | | |
| | | | | | | | | | | | | 0.0 | — | 0.0 | | | | |

**ANTOFAGASTA** (H=5 m) **JULIO 1912** φ = 23° 39′ S λ = 70° 25′ W $C_g$ =

| Día Tag | Barómetro Barometer 700 mm + | | | Temperatura del aire Lufttemperatur C° | | | | | Humedad absoluta Absolute Feuchtigkeit mm | | | Humedad relativa Relative Feuchtigkeit % | | | Dirección y fuerza del viento Richtung und Stärke des Windes 0—12 B | | | | | | Nebulosidad Bewölkung 0—10 | | | Agua caída Niederschlag mm | Notas Bemerkungen |
|---|---|---|---|---|---|---|---|---|---|---|---|---|---|---|---|---|---|---|---|---|---|---|---|---|
| | 7a | 2p | 9p | 7a | 2p | 9p | Max. | Min. | 7a | 2p | 9p | 7a | 2p | 9p | 7a | | 2p | | 9p | | 7a | 2p | 9p | 7a - 7a | |
| 1 | 62.0 | 60.8 | 61.3 | 12.4 | 21.8 | 11.0 | 22.3 | 11.0 | 8.7 | **10.3** | 9.2 | 82 | 53 | **94** | NE | 2 | SW | 4 | S | 2 | 2 | 3 | 5 | — | |
| 2 | 62.1 | 61.1 | 61.2 | 13.0 | 21.6 | 11.0 | 22.0 | 11.0 | 8.2 | 10.1 | 8.8 | 74 | 53 | 90 | NE | 2 | SW | 3 | S | 1 | 4 | 3 | 4 | — | ● a interv 4a-5p |
| 3 | 62.9 | 62.0 | 62.2 | 12.0 | 21.7 | 12.0 | 22.2 | 11.1 | 9.2 | 10.2 | 8.3 | 89 | 53 | 80 | NE | 2 | SW | 6 | S | 2 | 10 | 10 | 10 | 0.0 | |
| 4 | 59.4 | 59.1 | 59.5 | 12.0 | 21.8 | 11.0 | 22.3 | 11.0 | 8.7 | 10.0 | 8.6 | 84 | 51 | 87 | NE | 10 | SW | 4 | S | 1 | 8 | 6 | 5 | **17.0** | |
| 5 | 60.7 | 59.7 | 60.0 | 13.2 | 22.5 | 12.0 | 23.5 | 11.1 | 8.1 | 9.0 | 8.6 | 73 | 44 | 86 | NE | 2 | SW | 5 | S | 2 | 4 | 5 | 6 | — | |
| 6 | 62.4 | 61.5 | 61.7 | 12.0 | 22.0 | 12.0 | 23.0 | 11.5 | 8.6 | 9.7 | 8.3 | 83 | 50 | 80 | N | 2 | SW | 4 | S | 1 | 1 | 3 | 5 | — | |
| 7 | 61.7 | 60.9 | 61.0 | 13.5 | 22.1 | 12.0 | 23.2 | 11.7 | 7.8 | 9.5 | 8.4 | 68 | 48 | 82 | NE | 2 | SW | 3 | NE | 2 | 7 | 5 | 3 | — | |
| 8 | 61.6 | 60.7 | 61.0 | 13.8 | 22.0 | 12.0 | 23.5 | 11.4 | 7.8 | 9.4 | 8.6 | 67 | 48 | 83 | NE | 2 | S | 4 | N | 2 | 4 | 3 | 3 | — | |
| 9 | 61.4 | 60.7 | 60.8 | 13.8 | 22.2 | 13.0 | 23.6 | 11.7 | 7.7 | 9.7 | 7.7 | 66 | 50 | 69 | NE | 2 | SW | 4 | NE | 1 | 2 | 2 | 3 | — | |
| 10 | 60.2 | 59.4 | 59.8 | 13.5 | 22.8 | 12.0 | 23.8 | 11.4 | 8.0 | 8.8 | 8.2 | 70 | 43 | 79 | NE | 2 | SW | 4 | N | 2 | 2 | 3 | 4 | — | |
| 11 | 61.3 | 60.3 | 60.5 | 13.6 | 22.0 | 13.0 | 23.1 | 11.2 | 8.2 | 9.2 | 7.7 | 71 | 47 | 69 | NE | 2 | SW | 5 | NE | 2 | 4 | 3 | 2 | — | |
| 12 | 62.3 | 61.4 | 61.4 | 14.0 | 22.4 | 13.0 | 23.9 | 11.5 | 8.2 | 9.3 | 7.6 | 69 | 47 | 68 | S | 2 | SW | 7 | N | 1 | 2 | 3 | 3 | — | |
| 13 | 61.7 | 60.7 | 60.9 | 13.8 | 22.7 | 12.0 | 23.5 | 11.4 | 8.0 | 8.9 | 8.6 | 68 | 43 | 83 | NE | 2 | SW | 4 | NE | 2 | 4 | 6 | 4 | — | |
| 14 | 61.8 | 60.9 | 61.3 | 14.2 | 22.6 | 12.0 | 23.3 | 11.7 | 8.1 | 8.7 | 8.3 | 67 | 43 | 80 | NE | 2 | SW | 5 | SW | 1 | 2 | 4 | 3 | — | |
| 15 | 62.4 | 61.7 | 61.8 | 14.1 | 22.8 | 12.0 | 23.7 | 11.7 | 8.3 | 8.4 | 8.4 | 69 | 41 | 82 | NE | 2 | SW | 6 | NE | 2 | 2 | 3 | 4 | — | |
| 16 | 63.0 | 62.3 | 62.5 | 13.6 | 22.5 | 12.0 | 23.5 | 11.4 | 8.2 | 9.0 | 8.6 | 71 | 44 | 83 | NE | 2 | SW | 5 | S | 2 | 4 | 2 | 3 | — | |
| 17 | 62.8 | 62.2 | 62.5 | 13.8 | 22.6 | 12.0 | 23.7 | 11.5 | 8.5 | 8.8 | 8.6 | 72 | 43 | 83 | NE | 2 | SW | 4 | S | 2 | 4 | 3 | 2 | — | |
| 18 | 61.4 | 60.7 | 61.5 | 13.8 | 22.7 | 11.0 | 23.8 | 11.0 | 8.0 | 8.6 | 8.9 | 68 | 42 | 91 | NE | 2 | SW | 5 | NE | 2 | 4 | 3 | 3 | — | |
| 19 | 61.7 | 60.9 | 61.3 | 14.0 | 22.8 | 12.0 | 23.7 | 11.7 | 7.7 | 8.4 | 8.7 | 65 | 41 | 84 | NE | 2 | SW | 5 | S | 1 | 3 | 2 | 2 | — | |
| 20 | 60.7 | 59.7 | 60.9 | 14.1 | 22.7 | 11.0 | 23.5 | 11.0 | 7.5 | 8.3 | 9.2 | 63 | 41 | 94 | NE | 2 | SW | 5 | SW | 1 | 2 | 3 | 3 | — | |
| 21 | 62.3 | 61.6 | 61.7 | 14.2 | 22.4 | 13.0 | 23.9 | 11.9 | 7.6 | 8.2 | 8.1 | 63 | 41 | 73 | S | 2 | SW | 5 | NE | 1 | 3 | 3 | 3 | — | |
| 22 | 61.8 | 61.0 | 61.2 | 14.0 | 22.6 | 13.0 | 23.9 | 11.8 | 8.2 | 8.1 | 8.0 | 69 | 40 | 72 | NE | 2 | SW | 4 | S | 2 | 2 | 4 | 3 | — | |
| 23 | **64.8** | 64.0 | 64.3 | 14.0 | 22.9 | 12.0 | 23.8 | 11.5 | 8.2 | 8.3 | 8.9 | 69 | 40 | 86 | NE | 2 | SW | 5 | SW | 1 | 2 | 4 | 3 | — | |
| 24 | 62.5 | 61.7 | 61.8 | 14.2 | 23.0 | 13.0 | 24.0 | 11.7 | 8.1 | 8.1 | 8.0 | 67 | 39 | 72 | NE | 2 | SW | 6 | S | 1 | 4 | 6 | 2 | — | |
| 25 | 59.7 | 59.7 | 59.7 | 14.1 | 23.0 | 13.0 | 24.0 | 11.8 | 9.2 | 8.3 | 8.5 | 77 | 39 | 76 | NE | 2 | SW | 5 | SW | 2 | 2 | 3 | 4 | — | |
| 26 | 60.1 | 59.5 | 59.6 | 14.2 | 22.0 | 12.0 | 23.0 | 11.6 | 8.6 | 8.7 | 8.6 | 72 | 44 | 83 | NE | 3 | SW | 4 | SW | 3 | 3 | 4 | 3 | — | |
| 27 | 59.7 | **59.0** | 60.2 | 14.0 | 22.9 | 13.0 | 24.2 | 11.8 | 8.6 | 8.0 | 7.7 | 73 | 39 | 69 | NE | 2 | SW | 4 | S | 2 | 2 | 3 | 4 | — | |
| 28 | 61.5 | 60.7 | 60.9 | 14.1 | 23.0 | 12.0 | **24.4** | 11.8 | 8.7 | 7.8 | 8.2 | 73 | 38 | 79 | NE | 2 | SW | 5 | NE | 3 | 2 | 4 | 3 | — | |
| 29 | 61.2 | 61.1 | 61.4 | 14.3 | 23.0 | 12.0 | 24.3 | 11.8 | 8.2 | 8.1 | 8.6 | 67 | 39 | 83 | S | 2 | SW | 4 | NE | 1 | 2 | 3 | 4 | — | |
| 30 | 62.1 | 61.7 | 61.8 | 14.0 | 23.2 | 12.0 | 24.1 | 11.7 | 8.2 | 8.1 | 8.7 | 69 | 38 | 84 | NE | 2 | SW | 3 | S | 2 | 2 | 3 | 4 | — | |
| 31 | 64.0 | 63.0 | 63.0 | 14.1 | 23.0 | 12.0 | 24.0 | 11.6 | 8.4 | 8.1 | 8.6 | 70 | 39 | 83 | S | 2 | SW | 4 | S | 3 | 2 | 3 | 3 | — | |
| Pro. Mit. | 61.7 | 61.0 | 61.2 | 13.7 | 22.5 | 12.1 | 23.5 | 11.5 | 8.2 | 8.8 | 8.4 | 71 | 44 | 81 | | 2.3 | | 4.5 | | 1.7 | 3.3 | 3.7 | 3.6 | 17.0 | |

**CALDERA** (H=30 m) **JULIO 1912** φ = 27° 03′ S λ = 70° 53′ W $C_g$ =

| | | | | | | | | | | | | | | | | | | | | | | | | | |
|---|---|---|---|---|---|---|---|---|---|---|---|---|---|---|---|---|---|---|---|---|---|---|---|---|---|
| 1 | 62.0 | 61.0 | 60.9 | 11.2 | 14.0 | 12.8 | 14.7 | 11.2 | 8.4 | 9.5 | 10.0 | 85 | 80 | 91 | C | 0 | SW | 1 | C | 0 | 0 | 0 | 0 | — | |
| 2 | 62.5 | 61.4 | 61.7 | 10.2 | 13.8 | 11.6 | 14.5 | 10.2 | 8.8 | 9.4 | 9.4 | 95 | 80 | 94 | NW | 2 | NW | 1 | SW | 2 | 0 | 0 | 5 | — | |
| 3 | 62.8 | 61.4 | 61.0 | 10.0 | 14.0 | 13.1 | 14.7 | 10.0 | 8.8 | 10.6 | 11.0 | 96 | 90 | 98 | C | 0 | C | 0 | C | 0 | 10 | 3 | 0 | — | |
| 4 | 60.3 | 58.9 | 59.0 | 12.1 | 15.1 | 13.8 | 15.8 | 12.0 | 9.1 | **11.2** | 10.4 | 88 | 88 | 90 | SE | 1 | SW | 1 | SE | 2 | 0 | 3 | 10 | — | |
| 5 | 60.4 | 61.6 | 62.4 | 10.7 | 12.0 | 11.9 | 13.0 | 10.7 | 9.3 | 10.2 | 9.9 | 98 | 98 | 96 | C | 0 | C | 0 | S | 1 | 10 | 10 | 10 | — | |
| 6 | 64.7 | 63.0 | 62.3 | 12.0 | 14.8 | 13.4 | 15.7 | 12.0 | 9.2 | 10.3 | 10.5 | 89 | 83 | 92 | SW | 1 | S | 2 | C | 0 | 10 | 0 | 0 | — | |
| 7 | 62.5 | 60.8 | 61.0 | 9.4 | 14.0 | 12.9 | 14.9 | 9.4 | 8.3 | 10.6 | 10.6 | 95 | 90 | 96 | C | 0 | C | 0 | SW | 1 | 0 | 0 | 10 | — | |
| 8 | 61.6 | 60.9 | 60.8 | 10.0 | 13.4 | 12.2 | 14.0 | 10.0 | 8.6 | 8.6 | 10.1 | 94 | 75 | 96 | C | 0 | W | 2 | C | 0 | 10 | 10 | 10 | — | |
| 9 | 61.5 | 60.2 | 59.7 | 10.1 | 13.5 | 12.4 | 14.3 | 10.1 | 8.4 | 8.4 | 10.0 | 91 | 73 | 94 | C | 0 | SW | 1 | SW | 1 | 10 | 0 | 10 | — | |
| 10 | 60.4 | 60.2 | 60.6 | 10.0 | 12.0 | 11.1 | 12.7 | 10.0 | 8.0 | 8.6 | 9.4 | 87 | 83 | 95 | C | 0 | SW | 1 | SE | 1 | 10 | 10 | 10 | — | |
| 11 | 61.5 | 61.4 | 61.9 | 10.2 | 13.0 | 12.0 | 13.8 | 10.2 | 8.9 | 8.6 | 9.6 | 96 | 77 | 93 | NE | 1 | NW | 1 | SW | 2 | 10 | 10 | 10 | — | |
| 12 | 63.0 | 62.0 | 61.3 | 10.2 | 14.2 | 12.2 | 15.0 | 10.2 | 8.0 | 9.1 | 9.7 | 86 | 76 | 93 | C | 0 | C | 0 | SW | 1 | 10 | 0 | 0 | — | |
| 13 | 61.5 | 61.2 | 62.0 | 9.5 | 13.8 | 10.9 | 12.7 | 9.5 | 8.6 | 8.3 | 8.6 | 98 | 81 | 89 | NE | 1 | SW | 1 | C | 0 | 10 | 10 | 10 | — | |
| 14 | 63.8 | 61.9 | 61.2 | 10.4 | 13.0 | 11.2 | 13.8 | 10.4 | 8.1 | 8.1 | 9.3 | 87 | 73 | 94 | C | 0 | SW | 2 | C | 0 | 10 | 0 | 0 | — | |
| 15 | 62.2 | 61.2 | 61.7 | 10.3 | 12.8 | 11.6 | 13.6 | 10.3 | 7.9 | 8.7 | 9.2 | 85 | 80 | 91 | SE | 1 | SW | 1 | SW | 2 | 10 | 9 | 10 | — | |
| 16 | 62.8 | 62.0 | 61.9 | 10.3 | 13.9 | 11.5 | 14.7 | 10.3 | 7.8 | 10.9 | 9.4 | 83 | 98 | 93 | C | 0 | SW | 2 | SW | 1 | 10 | 10 | 10 | — | |
| 17 | 63.9 | 63.3 | 63.0 | 10.6 | 14.0 | 12.1 | 14.8 | 10.6 | 8.4 | 7.6 | 7.9 | 90 | **64** | 75 | C | 0 | SW | 2 | C | 0 | 10 | 0 | 0 | — | |
| 18 | 63.0 | 61.6 | 61.8 | 8.8 | 14.4 | 12.5 | 15.2 | 8.8 | **6.4** | 8.5 | 9.1 | 76 | 70 | 86 | SE | 1 | C | 0 | SW | 1 | 0 | 0 | 0 | — | |
| 19 | 62.4 | 61.1 | 60.3 | 8.0 | 13.0 | 11.3 | 13.7 | 8.0 | 6.7 | 9.8 | 8.4 | 83 | 89 | 84 | C | 0 | SW | 2 | C | 0 | 9 | 0 | 0 | — | |
| 20 | 61.0 | 60.6 | 61.3 | 7.2 | 12.4 | 11.0 | 13.3 | **7.2** | 7.0 | 8.3 | 8.8 | 93 | 78 | 90 | E | 1 | W | 1 | SW | 1 | 10 | 0 | 10 | — | |
| 21 | 63.0 | 61.8 | 61.4 | 10.0 | 14.2 | 12.3 | 15.0 | 10.0 | 8.0 | 10.4 | 9.5 | 87 | 87 | 90 | E | 2 | C | 0 | C | 0 | 10 | 0 | 0 | — | |
| 22 | 62.4 | 61.4 | 62.8 | 9.0 | 14.0 | 13.2 | 14.9 | 9.0 | 8.0 | 9.5 | 9.7 | 93 | 80 | 87 | C | 0 | S | 2 | C | 0 | 9 | 9 | 0 | — | |
| 23 | **65.5** | 64.4 | 64.3 | 12.3 | 15.2 | 13.8 | 16.1 | 12.3 | 8.9 | 9.8 | 10.2 | 85 | 76 | 87 | C | 0 | SW | 2 | C | 0 | 0 | 0 | 0 | — | |
| 24 | 64.8 | 63.6 | 62.1 | 9.0 | 14.5 | 12.8 | 15.4 | 9.0 | **6.4** | 9.3 | 9.2 | 74 | 76 | 85 | C | 0 | S | 2 | S | 2 | 0 | 0 | 0 | — | |
| 25 | 60.8 | 58.0 | **57.9** | 10.0 | 16.0 | 14.2 | **17.0** | 10.0 | 7.6 | 11.0 | 9.2 | 83 | 81 | 77 | SE | 1 | S | 2 | C | 0 | 0 | 0 | 0 | — | |
| 26 | 59.6 | 59.6 | 59.6 | 9.2 | 15.0 | 12.8 | 15.8 | 9.2 | 8.4 | 10.1 | 10.0 | 98 | 80 | 91 | C | 0 | SW | 1 | C | 0 | 10 | 10 | 10 | 0.0 | ||| 9 5a10-8a20 |
| 27 | 60.1 | 59.4 | 59.8 | 11.0 | 14.2 | 13.3 | 15.0 | 11.0 | 8.8 | 9.2 | 10.6 | 90 | 77 | 94 | E | 1 | W | 1 | W | 2 | 10 | 7 | 10 | 0.0 | |
| 28 | 61.8 | 60.9 | 60.7 | 13 0 | 15.4 | 13.8 | 16.2 | 13.0 | 10.2 | 11.0 | 10.5 | 93 | 85 | 91 | N | 1 | C | 0 | W | 1 | 10 | 5 | 10 | — | |
| 29 | 61.7 | 60.7 | 61.0 | 13.0 | 15.2 | 13.0 | 16.0 | 13.0 | 8.2 | 9.8 | 9.8 | 74 | 76 | 89 | NE | 1 | SW | 2 | W | 1 | 10 | 0 | 10 | — | |
| 30 | 62.7 | 61.3 | 61.9 | 12.3 | 16.0 | 14.2 | 16.8 | 12.3 | 8.3 | 10.0 | 9.6 | 78 | 74 | 80 | ENE | 1 | C | 0 | C | 0 | 10 | 0 | 10 | — | |
| 31 | 64.5 | 62.2 | 62.2 | 11.4 | 15.2 | 13.0 | 16.0 | 11.4 | 9.6 | 9.8 | 10.4 | 96 | 76 | 94 | C | 0 | SW | 2 | C | 0 | 10 | 0 | 0 | | |
| Pro. Mit. | 62.3 | 61.3 | 61.3 | 10.4 | 14.0 | 12.5 | 14.8 | 10.4 | 8.3 | 9.5 | 9.7 | 89 | 80 | 90 | | 0.5 | | 1.1 | | 0.7 | 7.4 | 3.4 | 5.3 | 0.0 | |

Barómetro reducido a 0°C y a gravedad normal.

Barometer reduciert auf 0°C und Norm

**FAGASTA** (H = 5 m) **JULIO 1912** φ = 23° 39′ S λ = 70° 25′ W $h_a$ = —

| p. a la mp. mp. reien. Min. | Velocidad del viento m/minuto 7a | 2p | 9p | km 9p-7a | 7a-2p | 2p-9p | 7a-7a | k/1h | Nubes (clase y dirección) 7a | 2p | 9p | Agua caída mm 7a | 2p | 9p | Evaporación mm 7a | 2p | 9p | 7a-7a |
|---|---|---|---|---|---|---|---|---|---|---|---|---|---|---|---|---|---|---|
| | | | | | | | | | cu | str | fr-ni | — | — | — | | | | |
| | | | | | | | | | fr str | fr-str | fr-ni | — | — | — | | | | |
| | | | | | | | | | fr-str | cu-ni | cu | 0.0 | 0.0 | 17.0 | | | | |
| | | | | | | | | | str | str | fr-str | — | — | — | | | | |
| | | | | | | | | | str | a-cu | a-cu | — | — | — | | | | |
| | | | | | | | | | cu-ni | fr-str | fr-ni | — | — | — | | | | |
| | | | | | | | | | cu | ci | ci-cu | — | — | — | | | | |
| | | | | | | | | | str | a str | a-cu | — | — | — | | | | |
| | | | | | | | | | str | ci-cu | a-cu | — | — | — | | | | |
| | | | | | | | | | cu-ni | fr-str | str | — | — | — | | | | |
| | | | | | | | | | cu | fr-str | fr-str | — | — | — | | | | |
| | | | | | | | | | fr-ni | a-cu | a-cu | — | — | — | | | | |
| | | | | | | | | | cu-ni | a-str | a-str | — | — | — | | | | |
| | | | | | | | | | str | a-cu | a-cu | — | — | — | | | | |
| | | | | | | | | | fr-ni | cu, a-str | a-cu | — | — | — | | | | |
| | | | | | | | | | ci | str, a-str | a-cu | — | — | — | | | | |
| | | | | | | | | | ci-cu | str | a-cu | — | — | — | | | | |
| | | | | | | | | | cu | cu-ni a-str | a-cu | — | — | — | | | | |
| | | | | | | | | | cu-ni | fr-str | a-cu | — | — | — | | | | |
| | | | | | | | | | cu | cu, fr-str | str | — | — | — | | | | |
| | | | | | | | | | str | fr-str | str | — | — | — | | | | |
| | | | | | | | | | str | cu-ni, a-str | | — | — | — | | | | |
| | | | | | | | | | cu | str | str | — | — | — | | | | |
| | | | | | | | | | cu | a-str | a-cu | — | — | — | | | | |
| | | | | | | | | | ci-cu | a-str | str | — | — | — | | | | |
| | | | | | | | | | cu-ni | cu | fr-str | — | — | — | | | | |
| | | | | | | | | | ci-cu | fr-str | a-cu | — | — | — | | | | |
| | | | | | | | | | ci cu | cu-ni, str | fr-str | — | — | — | | | | |
| | | | | | | | | | ci | a-cu | str | — | — | — | | | | |
| | | | | | | | | | cu | cu, fr-str | str | — | — | — | | | | |
| | | | | | | | | | fr-str | | | — | — | — | | | | |
| | | | | | | | | | | | | 0.0 | 0.0 | 17.0 | | | | |

**LDERA** (H = 30 m) **JULIO 1912** φ = 27° 03′ S λ = 70° 53′ W $h_a$ = 28 m

| | | | | | | | | | | | | | | | | | | |
|---|---|---|---|---|---|---|---|---|---|---|---|---|---|---|---|---|---|---|
| | | | 5.0 | 90.3 | 69.0 | 185.9 | 7.7 | | | | — | — | — | | | | |
| | | | 93.3 | 33.1 | 94.8 | **252.6** | **10.5** | | | cu-ni SW | — | — | — | | | | |
| | | | 35.3 | 2.9 | 32.0 | 163.2 | 6.8 | ni NW | fr-cu SW | | — | — | — | | | | |
| | | | 9.0 | 34.0 | 43.4 | 43.9 | 1.8 | | fr-cu SW | ni SE | — | — | — | | | | |
| | | | 53.9 | 38.9 | 55.9 | 131.3 | 5.5 | ni SW | ni S | ni S | — | — | — | | | | |
| | | | 63.1 | 66.4 | 5.8 | 157.9 | 6.6 | ni SW | | | — | — | — | | | | |
| | | | 65.3 | 7.9 | 68.6 | 137.5 | 5.7 | | | ni SW | — | — | — | | | | |
| | | | 9.1 | 69.3 | 11.0 | 85.6 | 3.6 | ni SE | ni W | ni W | — | — | — | | | | |
| | | | 71.0 | 15.4 | 78.9 | 151.3 | 6.3 | ni NE | | ni SW | — | — | — | | | | |
| | | | 32.2 | 80.4 | 35.1 | 126.5 | 5.3 | ni NE | ni SW | ni SE | — | — | — | | | | |
| | | | 84.4 | 36.6 | 93.1 | 199.9 | 8.3 | ni NE | ni NW | ni SW | — | — | — | | | | |
| | | | 38.2 | 3.0 | 49.9 | 167.9 | 7.0 | ni S | | | — | — | — | | | | |
| | | | 15.4 | 56.4 | 4.0 | 68.3 | 2.8 | ni NE | ni SW | ni W | — | — | — | | | | |
| | | | 9.9 | 70.1 | 20.2 | 70.3 | 2.9 | ni SE | | | — | — | — | | | | |
| | | | 91.9 | 29.2 | 91.8 | 182.2 | 7.6 | ni SE | cu-ni SW | ni SW | — | — | — | | | | |
| | | | 32.2 | 96.3 | 35.8 | 153.2 | 6.4 | ni SE | ni SW | ni SW | — | — | — | | | | |
| | | | 6.6 | 63.5 | 9.5 | 138.7 | 5.8 | ni SE | | | — | — | — | | | | |
| | | | 70.6 | 17.4 | 73.0 | 143.6 | 6.0 | | | | — | — | — | | | | |
| | | | 29.1 | 91.1 | 29.9 | 119.5 | 5.0 | cu-ni SE | | | — | — | — | | | | |
| | | | 21.2 | 40.8 | 43.2 | 142.2 | 5.9 | ni E | | ni SW | — | — | — | | | | |
| | | | 12.2 | 20.2 | 30.0 | 96.2 | 4.0 | ni E | | | — | — | — | | | | |
| | | | 5.2 | 50.8 | 1.7 | 55.4 | 2.3 | cu-ni SE | cu-ni SW | | — | — | — | | | | |
| | | | 13.5 | 11.0 | 25.5 | 66.0 | 2.8 | | | | — | — | — | | | | |
| | | | 28.5 | 41.6 | 48.4 | 65.0 | 2.7 | | | | — | — | — | | | | |
| | | | 58.7 | 61.3 | 10.9 | 148.7 | 6.2 | | | | — | — | — | | | | |
| | | | 7.1 | 63.0 | 10.0 | 79.3 | 3.3 | ni | ni SW | ni SW | 0.0 | 0.0 | — | | | | |
| | | | 74.1 | 15.9 | 84.2 | 147.1 | 6.1 | ni E | cu-ni W | ni W | — | — | — | | | | |
| | | | 31.0 | 11.1 | 11.9 | 131.1 | 5.5 | ni N | cu-ni SW | ni W | — | — | — | | | | |
| | | | 51.1 | 76.0 | 54.0 | 74.1 | 3.1 | ni NE | | ni W | — | — | — | | | | |
| | | | 35.1 | 10.0 | 20.1 | 165.1 | 6.9 | ni ENE | | ni S | — | — | — | | | | |
| | | | 12.1 | 46.0 | 23.1 | **42.2** | 1.8 | ni SE | | | | | | | | | |
| | | | 37.6 | 43.5 | 40.8 | 125.5 | 5.2 | | | | 0.0 | 0.0 | — | | | | |

s observaciones se efectuaron según hora oficial de Chile (75° de long.)

Alle Beobachtungen nach chilenischer Einheitszeit (75° Länge).

## ISLA DE PASCUA (H=30 m) — JULIO 1912 — φ=27° 10′ S — λ=109° 26′ W — $C_g$ =

| Dia / Tag | Barómetro Barometer 700 mm + 7a | 2p | 9p | Temperatura del aire Lufttemperatur C° 7a | 2p | 9p | Max. | Min. | Humedad absoluta Absolute Feuchtigkeit mm 7a | 2p | 9p | Humedad relativa Relative Feuchtigkeit % 7a | 2p | 9p | Dirección y fuerza del viento Richtung und Stärke des Windes 0—12 B 7a | 2p | 9p | Nebulosidad Bewölkung 0—10 7a | 2p | 9p | Agua caída Niederschlag mm 7a-7a | Notas Bemerkungen |
|---|---|---|---|---|---|---|---|---|---|---|---|---|---|---|---|---|---|---|---|---|---|---|
| 1 | 60.6 | 59.7 | 61.4 | 18.5 | 22.8 | 18.0 | **23.2** | 16.5 | 15.1 | **17.6** | 14.2 | 95 | 85 | 93 | N 1 | NNW 3 | SW | 6 | 5 | 9 | 0.3 | ● ch; ⌒ 9a30 |
| 2 | 62.2 | 63.0 | 65.0 | 16.7 | 19.7 | 16.8 | 20.6 | 15.6 | 13.6 | 12.8 | *10.7* | 96 | 75 | *75* | S 3 | S 3 | S | 10 | 9 | 3 | 1.1 | ● ch, ≡$^0$ |
| 3 | 66.1 | 66.4 | **67.6** | 16.2 | 18.9 | 16.9 | 20.1 | 15.4 | 11.0 | 10.5 | 10.5 | 80 | **65** | 73 | S 1 | S 3 | S | 4 | 3 | 9 | 0.5 | ≡$^0$; ⊿$^0$ 1; ⌒ 8a30 |
| 4 | 67.2 | *66.0* | 66.5 | 16.4 | 17.5 | 15.5 | 19.4 | 15.4 | 9.6 | 10.8 | 10.4 | 69 | 73 | 79 | SSE 3 | SSE 3 | SSE | 10 | 10 | 6 | — | ⊿$^0$ 1 |
| 5 | 65.2 | 64.2 | 64.7 | 13.5 | 17.9 | 14.4 | 19.5 | 12.5 | 10.8 | 12.1 | 11.5 | 94 | 79 | 94 | SSE 1 | SE 2 | SE | 7 | 7 | 5 | – | ● 6a30; 2 ⌒ 3p y 5 |
| 6 | 64.0 | *63.6* | 64.5 | 14.0 | *17.6* | 15.9 | 21.2 | 13.6 | 11.6 | *14.3* | 11.8 | 97 | *95* | 87 | C 0 | S 1 | S | 5 | 7 | 4 | 3.4 | ≡$^0$, ●$^0$ ch; 2 ⌒ 1p30 |
| 7 | 63.7 | 62.7 | 63.4 | 15.5 | 19.4 | 15.9 | 20.7 | 14.7 | 11.4 | 13.3 | 12.5 | 87 | 79 | 93 | S 1 | SSE 1 | SSE | 4 | 8 | 10 | 0.5 | ●$^1$, ● ch, ≡; ⌒ 4p |
| 8 | 63.2 | 61.8 | 63.0 | 15.1 | 16.6 | 14.6 | 17.4 | 13.9 | 11.4 | 10.9 | 10.9 | 89 | 77 | 88 | S 3 | SSE 2 | S | 10 | 10 | 3 | 5.7 | ●$^2$ ch |
| 9 | 63.1 | 62.4 | 63.8 | 15.4 | 18.4 | 15.7 | 19.4 | 14.2 | 10.6 | 11.8 | 9.7 | 81 | 75 | 73 | S 4 | SSE 4 | SSE | 5 | 5 | 1 | 1.5 | ●$^2$ ch; ⊿$^0$ 1 |
| 10 | 63.6 | 63.2 | 64.7 | 14.1 | 18.7 | 15.6 | 20.1 | 13.3 | 11.1 | 11.9 | 10.8 | 93 | 74 | 81 | C 0 | SSE 2 | SSE | 6 | 6 | 0 | 2.2 | 3 ⌒ 8a, 9a, 4p30 |
| 11 | 64.1 | 63.2 | 64.3 | 14.4 | 19.4 | 14.4 | 19.8 | 13.3 | 9.2 | 11.7 | 10.6 | 75 | 70 | 87 | SSE 1 | SE 2 | SE | 6 | 2 | 3 | — | ⊿$^1$ |
| 12 | 63.4 | 62.2 | 62.8 | 13.5 | 18.4 | 16.0 | 20.4 | 12.5 | 9.1 | 11.4 | 10.2 | 79 | 72 | 75 | SE 1 | E 1 | E | 5 | 7 | 10 | — | ⊿$^1$ |
| 13 | 61.3 | 59.0 | 58.4 | 17.2 | 19.4 | 18.9 | 20.3 | *17.1* | 11.9 | 13.4 | 13.5 | 81 | 80 | 83 | NE 1 | N 4 | NW | 10 | 10 | 4 | — | ⊿$^0$ |
| 14 | 56.2 | 55.5 | 54.9 | *20.2* | *18.2* | 18.6 | 21.1 | 17.1 | 16.4 | *15.1* | 16.0 | 93 | *97* | **00** | NW 4 | WNW 5 | W | 9 | 10 | 10 | — | ●$^2$ todo el dia; ⊿$^1$ |
| 15 | *54.0* | 54.3 | 57.2 | 17.8 | 19.2 | 16.5 | 19.5 | 16.3 | 14.5 | 13.1 | 9.9 | 95 | 79 | 71 | SW 1 | SW 4 | SW | 10 | 9 | 3 | **40.1** | ●$^0$ ch |
| 16 | 58.5 | 59.2 | 60.1 | 16.2 | 17.9 | 15.6 | 18.8 | 14.8 | 9.8 | 11.4 | 10.8 | 72 | 75 | 81 | SW 3 | SW 3 | SW | 4 | 2 | 2 | 0.2 | ● ch varios en el dia; |
| 17 | 60.9 | 61.8 | 62.6 | 14.6 | 18.2 | 14.5 | 18.6 | 14.0 | 10.1 | 10.4 | 8.9 | 82 | 66 | 72 | S 1 | SW 3 | SW | 6 | 4 | 2 | 0.5 | |
| 18 | 63.4 | 62.7 | 63.7 | 13.8 | 17.0 | 14.5 | 19.0 | 12.3 | 9.9 | 10.3 | 9.5 | 84 | 71 | 77 | S 1 | S 1 | S | 3 | 2 | 8 | — | ⊿$^1$ |
| 19 | 61.9 | 62.0 | 63.6 | 13.2 | 18.3 | 15.6 | 19.5 | **12.2** | 8.8 | 11.3 | 10.1 | 79 | 72 | 77 | S 1 | SSE 1 | E | 8 | 8 | 9 | — | ⊿$^1$ |
| 20 | 63.3 | 62.1 | 63.8 | 15.8 | 19.2 | 16.2 | 20.9 | 15.3 | 10.0 | 12.2 | 12.0 | 75 | 74 | 87 | C 0 | N 3 | N | 10 | 7 | 10 | — | ●$^0$ ch 6p, ⊿$^1$; ⌒ 6p |
| 21 | 64.1 | 63.7 | 65.4 | 17.0 | 20.4 | 16.0 | 21.1 | 14.6 | 11.7 | 13.8 | 12.1 | 81 | 77 | 89 | NE 1 | NE 3 | E | 4 | 5 | 3 | — | ⊿$^2$ |
| 22 | 65.6 | 64.3 | 66.4 | 16.0 | 20.1 | 17.0 | 21.7 | 15.8 | 12.1 | 13.5 | 13.1 | 89 | 77 | 90 | C 0 | E 3 | E | 5 | 7 | 3 | — | ⊿$^1$ |
| 23 | 65.4 | 63.8 | 65.2 | 16.5 | 21.0 | 18.2 | 22.0 | 16.3 | 12.1 | 14.2 | 13.2 | 86 | 77 | 94 | E 1 | NE 4 | E | 3 | 5 | 9 | 0.6 | ●$^0$ ch varios; 2 ⌒ 2p30 |
| 24 | 64.1 | 63.6 | 64.5 | 17.4 | 21.2 | 18.1 | 22.2 | 16.8 | 12.3 | 13.9 | 13.1 | 83 | 74 | 84 | E 2 | NE 3 | NE | 5 | 7 | 8 | — | ●$^0$ ch 1p; ⊿$^1$; ∪ |
| 25 | 64.5 | 63.9 | 65.7 | 16.6 | 21.6 | 16.8 | 22.5 | 16.0 | 12.7 | 14.8 | 13.3 | 90 | 77 | 93 | E 2 | NE 4 | E | 6 | 8 | 7 | — | ●$^0$ ch 10a, 3p; ⊿$^2$; |
| 26 | 65.0 | 62.5 | 63.8 | 17.0 | 21.2 | 17.3 | 22.4 | 16.5 | 13.6 | 15.0 | 13.2 | 94 | 80 | 90 | C 0 | NE 4 | NE | 7 | 6 | 6 | 0.1 | ●$^0$ varios |
| 27 | 61.4 | 59.6 | 61.5 | 18.0 | *18.3* | 16.2 | 21.0 | 14.4 | 14.8 | 12.4 | 10.5 | 96 | 79 | 76 | N 4 | SSW 3 | S | 8 | 10 | 3 | 1.5 | ●$^1$ |
| 28 | 62.2 | 62.6 | 64.1 | 15.8 | 18.2 | 15.0 | 19.1 | 14.5 | 9.3 | 10.6 | 9.3 | 69 | 68 | 75 | S 4 | S 2 | S | 1 | 6 | 6 | 6.8 | ⊿$^0$ |
| 29 | 64.9 | 65.0 | 66.3 | 15.0 | 18.0 | 13.3 | 19.4 | 13.3 | 9.7 | 10.2 | **8.4** | 76 | 66 | 74 | S 1 | S 3 | S | 7 | 4 | 3 | — | ⊿$^0$; ⌒ 5p30 |
| 30 | 66.1 | 66.1 | 66.5 | 16.0 | 18.2 | 13.6 | 20.3 | 13.0 | 9.7 | 11.1 | 9.8 | 71 | 71 | 84 | SE 3 | SE 2 | SE | 6 | 5 | 2 | — | ●$^0$ ch, ≡$^0$; ⊿$^1$ |
| 31 | 65.3 | 64.6 | 64.8 | 15.6 | 18.8 | 18.0 | 21.2 | 13.5 | 10.6 | 14.1 | 13.1 | 80 | 87 | 85 | SE 1 | N 2 | N | 8 | 6 | 7 | 0.3 | ⊿$^1$ |
| Pro. Mit. | 63.0 | 62.4 | 63.6 | 15.9 | 19.0 | 16.1 | 20.4 | 14.7 | 11.4 | 12.6 | 11.4 | 84 | 76 | 83 | 1.6 | 2.7 | | 6.4 | 6.5 | 5.4 | 65.3 | |

## COPIAPÓ (H=370 m) — JULIO 1912 — φ=27° 22′ S — λ=70° 21′ W — $C_g$ =–

| | | | | | | | | | | | | | | | | | | | | | | |
|---|---|---|---|---|---|---|---|---|---|---|---|---|---|---|---|---|---|---|---|---|---|---|
| 1 | 29.2 | 26.9 | 28.2 | 1.8 | 20.6 | 6.8 | | | 4.1 | **2.0** | 3.4 | 79 | 12 | 47 | SE 1 | NW 2 | E 1 | 0 | 0 | 0 | — | |
| 2 | 28.4 | 26.5 | 28.2 | 0.2 | 18.5 | 8.4 | | | 2.7 | 4.2 | 5.6 | 60 | 28 | 68 | C 0 | NW 2 | C 0 | 0 | 0 | 4 | — | |
| 3 | 29.0 | 26.4 | 30.1 | 8.4 | 21.4 | 13.0 | | | 3.1 | 5.7 | 7.3 | 38 | 31 | 67 | C 0 | NW 2 | C 0 | 9 | 4 | 0 | — | |
| 4 | 28.2 | 24.5 | 25.0 | 9.2 | 25.5 | 15.8 | | | 6.6 | 7.0 | 8.1 | 77 | 30 | 62 | C 0 | W 1 | C 0 | 0 | 4 | 0 | — | |
| 5 | 26.7 | 26.6 | 29.8 | 9.6 | 18.2 | 11.2 | | | 7.4 | **9.6** | 7.8 | 84 | 63 | 80 | C 0 | NW 2 | W 1 | 10 | 8 | 0 | — | |
| 6 | 31.9 | 29.5 | 31.1 | 10.4 | 19.9 | 10.6 | | | 8.0 | 7.7 | 7.6 | 85 | 45 | 81 | C 0 | NW 1 | C 0 | 2 | 0 | 0 | — | |
| 7 | *30.2* | *27.8* | *28.8* | *5.7* | | | | | *4.2* | | | *61* | *50* | *72* | | | | | | | — | |
| 8 | 27.0 | 25.8 | 27.9 | 5.2 | 17.9 | 9.2 | | | 5.4 | 7.0 | 7.1 | 82 | 46 | 82 | C 0 | NW 3 | NW 1 | 0 | 0 | 0 | — | |
| 9 | 27.7 | 26.3 | 27.1 | 6.0 | 17.0 | 8.1 | | | 6.5 | 7.3 | 6.8 | 94 | 51 | 86 | C 0 | NW 3 | C 0 | 10 | 0 | 0 | — | |
| 10 | 26.8 | 25.3 | 27.1 | 4.0 | 14.8 | 8.2 | | | 5.7 | 7.4 | 7.0 | 94 | 60 | 88 | C 0 | NW 2 | C 0 | 0 | 0 | 0 | — | |
| 11 | 27.7 | 26.7 | 28.2 | 3.0 | 15.0 | 8.0 | | | 5.3 | 4.0 | 7.1 | 94 | 48 | 90 | C 0 | NW 2 | C 0 | 0 | 0 | 0 | — | ≡ 1 |
| 12 | 28.9 | 26.9 | 27.1 | 6.8 | 15.0 | *8.2* | | | 6.7 | 7.0 | *7.4* | 92 | 56 | *92* | C 0 | NW 2 | C 0 | 10 | 0 | 0 | — | |
| 13 | 27.5 | 27.1 | 29.4 | 4.2 | 14.0 | 7.5 | | | 6.0 | 7.0 | 6.5 | 98 | 60 | 86 | NW 1 | NW 2 | SE 1 | 10 | 0 | 0 | — | ≡ 1 |
| 14 | 29.8 | 27.7 | 28.7 | 8.6 | 16.0 | 6.5 | | | 7.0 | 7.5 | 6.7 | 85 | 56 | 94 | C 0 | NW 2 | C 0 | 10 | 0 | 0 | — | |
| 15 | 29.4 | 28.3 | 30.3 | 5.6 | 13.8 | 8.0 | | | 6.2 | 6.9 | 6.4 | 92 | 60 | 82 | C 0 | NW 1 | C 0 | 10 | 0 | 0 | — | |
| 16 | 29.6 | 27.3 | 29.4 | 8.0 | 13.0 | 6.5 | | | 4.7 | 5.6 | 5.6 | 60 | 51 | 79 | C 0 | NW 2 | C 0 | 10 | 0 | 0 | — | |
| 17 | 31.3 | 29.1 | 30.2 | 1.8 | 15.6 | 7.4 | | | 4.5 | 5.3 | 5.9 | 86 | 41 | 78 | E 1 | NW 2 | C 0 | 0 | 1 | 0 | — | ⌐ |
| 18 | 30.2 | 27.8 | 29.2 | 0.8 | 18.1 | 7.8 | | | 4.1 | 5.4 | 5.1 | 86 | 36 | 65 | SE 1 | NW 2 | SE 1 | 0 | 0 | 0 | — | ⌐ |
| 19 | 29.2 | 25.8 | 28.1 | 1.8 | 23.6 | 8.2 | | | 5.2 | 3.0 | 6.2 | **00** | 15 | 78 | C 0 | NW 2 | C 0 | 0 | 0 | 0 | — | |
| 20 | 26.7 | 25.9 | 27.8 | 1.0 | 14.8 | *7.5* | | | 4.4 | 6.8 | *7.1* | 90 | 55 | *92* | W 2 | NW 3 | W 1 | 3 | 8 | 3 | — | |
| 21 | 29.6 | 27.6 | 29.2 | 6.5 | 16.4 | *9.2* | | | 6.1 | 6.4 | *6.8* | 85 | 47 | *79* | SE 1 | NW 2 | C 0 | 6 | 3 | 1 | — | |
| 22 | 28.8 | 27.2 | 29.7 | 6.6 | 15.4 | 10.2 | | | 6.2 | 6.7 | 7.8 | 87 | 52 | 84 | C 0 | NW 2 | NW 2 | 8 | 8 | 10 | — | |
| 23 | 32.0 | 30.2 | 31.5 | 9.4 | 18.8 | *9.8* | | | 6.8 | 6.7 | *7.9* | 79 | 43 | *87* | W 1 | NW 2 | | 6 | 0 | 0 | — | |
| 24 | **32.7** | 29.7 | 29.6 | 4.0 | 22.0 | 9.5 | | | 5.1 | 4.9 | 5.8 | 85 | 25 | 66 | E 1 | NW 2 | SE 1 | 1 | 0 | 0 | — | ⌐ 1 |
| 25 | 28.3 | 24.9 | 25.4 | 7.0 | 27.8 | 13.0 | | | 2.8 | 2.9 | 4.5 | 38 | **9** | 42 | C 0 | NW 2 | C 0 | 0 | 0 | 0 | — | |
| 26 | 26.4 | 24.6 | 26.8 | 8.6 | 20.8 | 10.0 | | | 2.6 | 7.2 | 8.6 | 32 | 40 | 94 | SE 1 | NW 1 | C 0 | 0 | 0 | 0 | — | |
| 27 | 26.4 | **24.0** | 25.3 | 7.1 | 18.8 | 10.0 | | | 7.0 | 8.0 | 7.7 | 94 | 50 | 84 | NW 1 | NW 2 | NW 1 | 9 | 0 | 0 | — | |
| 28 | 28.8 | 27.1 | 27.3 | 9.6 | 16.4 | 11.4 | | | 8.0 | 8.8 | 8.1 | 89 | 65 | 82 | C 0 | NW 1 | C 0 | 10 | 0 | 0 | — | |
| 39 | 28.4 | 26.5 | 27.8 | 8.8 | 18.4 | 10.8 | | | 7.8 | 7.7 | 8.0 | 93 | 49 | 83 | C 0 | NW 1 | NW 1 | 10 | 3 | 2 | — | |
| 30 | 29.6 | 27.6 | 28.9 | 8.8 | 18.8 | 10.5 | | | 7.5 | 6.9 | 7.9 | 90 | 44 | 84 | N 1 | NW 2 | NW 1 | 10 | 2 | 1 | — | |
| 31 | 30.9 | 30.5 | 31.6 | 9.0 | 16.0 | *9.8* | | | 7.2 | 7.9 | *7.9* | 85 | 58 | *87* | SE 1 | NW 3 | | 10 | 1 | 0 | | |
| Pro. Mit. | 28.9 | 27.0 | 28.5 | 6.0 | 18.1 | 9.4 | | | 5.6 | 6.3 | 6.8 | 80 | 44 | 79 | 0.4 | 1.9 | 0.4 | 5.1 | 1.4 | 0.7 | — | |

Barómetro reducido a 0°C y a gravedad normal.

Barometer reduciert auf 0°C und Normalsch

**DE PASCUA** (H = 30 m) **JULIO 1912** φ = 27° 10′ S λ = 109° 26′ W $h_a$ = 2.8 m

| p. a la mp. mp. reien C Min. | Velocidad del viento m/minuto 7a | 2p | 9p | km 9p-7a | 7a-2p | 2p-9p | 7a-7a | k/1h | Nubes (clase y dirección) 7a | 2p | 9p | Agua caída mm 7a | 2p | 9p | Evaporación mm 7a | 2p | 9p | 7a-7a |
|---|---|---|---|---|---|---|---|---|---|---|---|---|---|---|---|---|---|---|
| 2 12.4 | 53 | 132 | | 18.2 | 54.1 | 64.7 | 131.6 | 5.5 | fr-cu, cu-ni, fr-ni | cu, fr-cu NW | cu-ni NW | 0.3 | — | – | 0.2 | 0.6 | 0.5 | 1.9 |
| 4 11.5 | 132 | 117 | | 43.0 | 74.6 | 59.2 | 161.8 | 6.7 | ni S [NW | cu, fr-cu S | fr-cu S | 1.1 | — | — | 0.6 | 0.8 | 1.0 | 1.7 |
| 0 11.4 | 80 | 80 | | 68.6 | 76.1 | 57.6 | 202.4 | 8.4 | cu, fr-ni SSE, ci-str | fr-cu SSE | fr-ni SSE | 0.5 | — | — | 1.2 | 1.8 | 1.2 | 3.0 |
| 5 12.5 | 151 | 152 | | 73.4 | 59.4 | 46.5 | 207.1 | 8.6 | cu, str-cu SE | str-cu SE [str | cu SE | — | — | — | *1.7* | 1.5 | 1.0 | 4.7 |
| 2 9.1 | 80 | 109 | | 35.2 | 45.6 | 23.4 | 141.1 | 5.9 | cu-ni, ni SE | cu-ni, fr-ni SE, ci- | ni SE | — | 0.2 | 0.2 | 0.5 | 0.7 | 0.5 | 3.0 |
| 0 9.9 | 0 | | | 10.0 | 27.1 | 22.9 | 79.0 | 3.3 | cu-ni, str-cu S | fr-cu, str-cu, ni S | ni S | 3.0 | 0.3 | 0.1 | 0.1 | *0.5* | 0.4 | **1.3** |
| 0 11.5 | 7 | 80 | | 46.9 | 39.8 | 66.1 | 96.9 | 4.0 | cu, fr-cu SSE, ci-str | cu, fr-ni SSE, ci-str | ni SSE | 0.1 | 2.8 | 2.9 | 0.5 | 0.8 | 0.3 | 1.4 |
| 1 11.2 | 170 | 132 | | 92.6 | 77.2 | 54.3 | 198.5 | 8.3 | ni SE | ni, fr-ni SE | cu-ni SE | — | 0.7 | 0.5 | 0.8 | 0.4 | 0.8 | 1.9 |
| 4 11.0 | 187 | 187 | | 83.7 | 79.6 | 55.0 | 215.2 | 9.0 | cu, fr-ni SE | cu, fr-cu SE, ci-cu | fr-cu SSE | 0.3 | 2.1 | 0.0 | 1.1 | 1.2 | 1.0 | 2.3 |
| 6 10.0 | 0 | 117 | | 69.1 | 85.3 | 51.9 | 203.7 | 8.5 | cu, fr-ni SE | cu, fr-cu, cu-ni (1) | | 0.1 | — | — | 1.0 | 1.5 | 0.8 | 3.2 |
| 0 9.4 | 90 | 132 | | 55.4 | 48.9 | 22.4 | 192.6 | 8.0 | fr-cu, cu-ni, fr-ni | fr-cu SE | cu SE | — | — | — | 0.1 | 2.1 | 0.7 | 2.4 |
| 6 7.8 | 53 | 109 | | 15.0 | 36.9 | 30.4 | 86.3 | 3.6 | cu, fr-cu SE [SE | cu, fr-cu E, ci-str | str | — | — | — | 0.5 | 1.2 | 0.9 | 3.3 |
| 3 13.4 | 27 | 240 | | 42.8 | 68.7 | 92.4 | 110.1 | 4.6 | str-cu N | str-cu N | | — | — | — | 1.1 | 1.3 | *2.3* | 3.2 |
| 0 15.1 | 220 | 250 | | 184.0 | 112.9 | 155.9 | 345.1 | 14.4 | cu-ni, fr-ni, a-cu, | ni W | ni | — | 5.2 | 25.8 | *2.3* | 0.7 | 0.8 | **5.9** |
| 0 13.5 | 80 | 240 | | 196.4 | 79.1 | 81.0 | **465.2** | **19.4** | ni W [ci NW | cu-ni, fr-ni W | cu SW | 9.1 | 0.2 | — | 1.2 | 0.8 | 1.2 | 2.7 |
| 8 11.0 | 151 | 151 | | 83.0 | 53.9 | 67.1 | 243.1 | 10.1 | cu, fr-cu WSW | cu, cu-ni SW | cu, cu-ni SW | — | — | 0.2 | 1.2 | 0.8 | 1.1 | 3.2 |
| 2 10.2 | 80 | 170 | | 87.4 | 50.0 | 47.4 | 208.4 | 8.7 | cu-ni, fr-ni S, ci | cu, fr-cu SSW | fr-cu SSW | 0.3 | — | — | 1.0 | 0.9 | 1.1 | 2.9 |
| 6 8.4 | 67 | 14 | | 19.7 | 45.4 | 23.1 | 117.1 | 4.9 | cu, fr-cu S | fr-cu S | cu S | — | — | — | 0.7 | 0.9 | 0.8 | 2.7 |
| 0 8.3 | 27 | 53 | | 6.8 | 18.4 | 18.2 | 75.3 | 3.1 | fr-cu S, ci | fr-cu SE | | — | — | — | 0.6 | 0.9 | 0.7 | 2.3 |
| 8 12.5 | 0 | 170 | | 9.3 | 67.2 | 34.8 | **45.9** | **1.9** | str-cu N | fr-cu, str NW | ni NW | — | — | — | 0.6 | 1.4 | 0.8 | 2.2 |
| 0 10.7 | 53 | 160 | | 26.6 | 51.5 | 40.0 | 128.6 | 5.4 | fr-cu, cu-ni NNE, | cu, fr-cu NNE | fr-cu N | — | — | — | 0.6 | 1.1 | 0.7 | 2.8 |
| 2 12.0 | 0 | 160 | | 45.5 | 71.9 | 53.8 | 137.0 | 5.7 | cu-ni NE, ci [ci-cu | fr-cu, fr-ni NE, ci | cu NE | — | 0.1 | 0.0 | 0.6 | 1.5 | 0.9 | 2.4 |
| 3 12.4 | 90 | 240 | | 46.7 | 80.8 | 57.2 | 172.4 | 7.2 | cu-ni NE, ci | fr-cu, cu-ni, (2) | cu, cu-ni NNE | 0.5 | — | — | 0.4 | 1.7 | 1.8 | 2.8 |
| 0 13.2 | 117 | 151 | | 69.4 | 89.0 | 59.5 | 207.4 | 8.6 | fr-cu, cu-ni NNE, | fr-cu NNE, ci-cu, | ci NNE | — | — | — | 0.9 | 1.7 | 1.1 | 4.4 |
| 1 12.4 | 132 | 214 | | 71.3 | 82.8 | 44.8 | 219.8 | 9.2 | cu-ni NE, ci [ci-cu | cu-ni NE, ci [ci-str | cu NE, ci | — | — | — | 1.1 | 1.5 | 0.9 | 3.9 |
| 2 12.4 | 0 | 203 | | 33.1 | 69.5 | 44.6 | 160.7 | 6.7 | cu-ni NE, ci | cu-ni NNE, ci | fr-cu N, ci | 0.1 | — | 0.5 | 0.3 | 1.1 | 0.6 | 2.7 |
| 0 12.4 | 187 | 151 | | 73.1 | 104.9 | 60.9 | 187.2 | 7.8 | cu-ni N | ni SSW | cu, fr-cu S | 1.0 | 2.2 | 4.6 | 0.4 | 1.0 | 0.3 | 2.1 |
| 2 10.9 | 187 | 100 | | 79.7 | 53.9 | 54.6 | 245.5 | 10.2 | fr-cu S | fr-cu S, ci-str | fr-cu S | — | — | — | *1.5* | 1.4 | 1.1 | 2.8 |
| 7 10.0 | 67 | 151 | | 75.8 | 61.6 | 36.7 | 184.3 | 7.7 | fr-cu S, ci-cu | fr-cu S, ci | fr-cu SSE | — | — | — | 1.6 | 1.6 | 1.0 | 4.1 |
| 9 8.8 | 132 | 117 | | 40.7 | 62.6 | 37.8 | 139.0 | 5.8 | fr-cu, cu-ni SE | fr-cu SE | cu SE [ci | — | — | — | 0.9 | 1.7 | 1.0 | 3.5 |
| 4 9.7 | 13 | 117 | | 46.3 | 85.9 | 86.7 | 146.7 | 6.1 | cu-ni, str-cu N | cu-ni NNW, ci-str | fr-cu, cu-ni NNW, | 0.3 | 0.3 | 0.0 | 0.8 | 1.4 | 1.4 | 3.5 |
| 1 11.1 | 85 | 147 | | 59.6 | 65.0 | 53.3 | 176.0 | 7.3 | | | | 16.7 | 14.1 | 34.8 | 26.1 | 36.5 | 28.7 | 90.2 |

**PIAPO** (H = 370 m) **JULIO 1912** φ = 27° 22′ S λ = 70° 21′ W $h_a$ = 11.7 m

| | | | | | | | | | | | | | | | | | | |
|---|---|---|---|---|---|---|---|---|---|---|---|---|---|---|---|---|---|---|
| 20 | 92 | 25 | 5.9 | 8.9 | 4.6 | 12.5 | 0.5 | | | | — | — | — | | | | | |
| 0 | 65 | 0 | 6.2 | 16.5 | 11.4 | 19.7 | 0.8 | | | ni | — | — | — | | | | | |
| 0 | 70 | 0 | 5.9 | 4.8 | 1.0 | 33.8 | 1.4 | str | ni | | — | — | — | | | | | |
| 0 | 40 | 0 | 6.6 | 20.0 | 16.0 | 12.4 | 0.5 | | ci E | | — | — | — | | | | | |
| 0 | 80 | 30 | 4.9 | 4.2 | 14.9 | 40.9 | 1.7 | ni | ni SE | | — | — | — | | | | | |
| 0 | 65 | 0 | 5.9 | *12.5* | *21.1* | 25.0 | 1.0 | str | | | — | — | — | | | | | |
| | | | | | | | | | | | — | — | — | | | | | |
| 0 | 130 | 48 | | 33.8 | 14.2 | | | | | | — | — | — | | | | | |
| 0 | 128 | 0 | 5.8 | 21.4 | 22.6 | 53.8 | 2.2 | str | | | — | — | — | | | | | |
| 0 | 95 | 0 | 6.2 | 28.9 | 28.4 | 50.2 | 2.1 | | | | — | — | — | | | | | |
| 0 | 90 | 0 | 6.2 | 13.9 | 14.1 | 63.5 | 2.6 | | | | — | — | — | | | | | |
| 0 | 85 | 0 | 5.5 | 11.6 | 14.4 | 33.5 | 1.4 | ni | | | — | — | — | | | | | |
| 20 | 89 | 20 | 4.0 | 20.8 | 17.3 | 30.0 | 1.2 | str | | | — | — | — | | | | | |
| 0 | 80 | 0 | 4.5 | 18.5 | 27.0 | 42.6 | 1.8 | str | | | — | — | — | | | | | |
| 0 | 40 | 0 | 5.0 | 23.3 | 5.3 | 50.5 | 2.1 | str | | | — | — | — | | | | | |
| 0 | 70 | 0 | 9.3 | 14.5 | 9.1 | 37.9 | 1.6 | str | | | — | — | — | | | | | |
| 25 | 85 | 0 | 8.7 | 15.4 | 16.9 | 32.3 | 1.3 | | str SW | | — | — | — | | | | | |
| 15 | 65 | 20 | 6.0 | 15.9 | 15.6 | 38.3 | 1.6 | | | | — | — | — | | | | | |
| 0 | 70 | 0 | 4.1 | *18.9* | *21.6* | 35.6 | 1.5 | | | | — | — | — | | | | | |
| 80 | 30 | 40 | | | | | | ci E | ni E | str SE | — | — | — | | | | | |
| 15 | 65 | 0 | | 16.6 | 15.6 | | | str SE | ci SE | ci | — | — | — | | | | | |
| 0 | 75 | 70 | 8.2 | 14.1 | 15.3 | 40.4 | 1.7 | ni SE | ni | str SE | — | — | — | | | | | |
| 15 | 65 | | 4.6 | *17.7* | | 34.0 | 1.4 | str | | | — | — | — | | | | | |
| 20 | 90 | 10 | | 11.4 | 16.0 | | | ni | | | — | — | — | | | | | |
| 0 | 70 | 0 | 5.8 | 11.9 | 22.3 | 33.2 | 1.4 | | | | — | — | — | | | | | |
| 20 | 25 | 0 | 5.5 | 18.5 | 38.7 | 39.7 | 1.7 | | | | — | — | — | | | | | |
| 50 | 80 | 30 | 7.5 | 25.2 | 28.2 | 64.7 | 2.7 | str SE | | | — | — | — | | | | | |
| 0 | 60 | 0 | 8.1 | 10.5 | 6.1 | 61.5 | 2.6 | str | | | — | — | — | | | | | |
| 0 | 20 | 15 | 10.4 | 6.8 | 25.3 | 27.0 | 1.1 | str | str, ni SE | ni SE | — | — | — | | | | | |
| 15 | 90 | 15 | 5.5 | 17.8 | 19.0 | 37.6 | 1.6 | str | str E | str E | — | — | — | | | | | |
| 40 | 195 | | 7.4 | 21.8 | | 44.2 | 1.8 | ni | ni SE | | — | — | — | | | | | |
| | | | | | | | | | | | | | | | | | | |
| 11 | 77 | 11 | 6.3 | 16.4 | 17.1 | 38.2 | 1.6 | | | | — | — | — | | | | | |

s observaciones se efectuaron según hora oficial de Chile (75° de long.)
a se observó según la hora local.
ci-cu. (2) NNE, ci-str.

Alle Beobachtungen nach chilenischer Einheitszeit (75° Länge).
Auf der Osterinsel Beobachtungen nach Ortszeit.

**COQUIMBO** (H=25 m) **JULIO 1912** φ = 29° 56′ S λ = 71° 21′ W $C_g$ =

| Dia / Tag | Barómetro Barometer 700 mm + | | | Temperatura del aire Lufttemperatur C° | | | | | Humedad absoluta Absolute Feuchtigkeit mm | | | Humedad relativa Relative Feuchtigkeit % | | | Dirección y fuerza del viento Richtung und Stärke des Windes 0—12 B | | | | | | Nebulosidad Bewölkung 0—10 | | | Agua caída Niederschlag mm | Notas Bemerkungen |
|---|---|---|---|---|---|---|---|---|---|---|---|---|---|---|---|---|---|---|---|---|---|---|---|---|
| | 7a | 2p | 9p | 7a | 2p | 9p | Max. | Min. | 7a | 2p | 9p | 7a | 2p | 9p | 7a | | 2p | | 9p | | 7a | 2p | 9p | 7a-7a | |
| 1 | 62.8 | 61.6 | 61.2 | 7.8 | 14.0 | 11.0 | 14.6 | 7.0 | 5.5 | 6.5 | 7.6 | 69 | 55 | 77 | S | 1 | C | 0 | C | 0 | 0 | 0 | 0 | — | $\triangle^1$ 1 |
| 2 | 60.4 | 60.8 | 61.1 | 7.8 | 13.6 | 11.3 | 13.6 | 6.9 | **3.4** | 9.1 | 8.5 | **44** | 79 | 85 | NE | 1 | NW | 1 | NW | 1 | 0 | 0 | $10^2$ | — | $\infty^1$ am |
| 3 | 61.8 | 61.1 | 62.2 | 7.4 | 11.8 | 9.6 | 12.0 | 7.0 | 7.2 | 8.1 | 8.2 | 94 | 78 | 92 | NE | 1 | C | 0 | W | 1 | $10^2$ | $7^2$ | 0 | — | $\equiv^2$ 3a30-MD; $\infty^1$ p |
| 4 | 61.0 | 58.8 | 57.9 | 7.8 | 12.0 | 10.4 | 12.0 | 7.1 | 7.7 | 8.7 | 8.9 | **98** | 84 | 95 | S | 1 | SW | 1 | SW | 1 | $10^2$ | $10^2$ | $10^2$ | — | $\equiv^2$ 4a30-MD |
| 5 | 61.3 | 60.9 | 62.8 | 11.0 | 12.4 | 12.4 | 12.4 | 8.2 | 8.8 | 9.8 | 9.3 | 90 | 93 | 88 | W | 1 | C | 0 | SW | 1 | $10^2$ | $10^2$ | $10^2$ | — | |
| 6 | 61.4 | 63.9 | 59.0 | 11.5 | 14.9 | 12.1 | 14.9 | 11.0 | 9.2 | 9.2 | 9.1 | 92 | 73 | 88 | C | 0 | SW | 1 | SW | 2 | $10^2$ | $3^1$ | 0 | — | $\triangle^1$ 3; $\infty^1$ am |
| 7 | 61.5 | 60.0 | 60.2 | 9.5 | 15.0 | 12.0 | 15.8 | 9.5 | 8.0 | 8.4 | 9.2 | 91 | 66 | 89 | C | 0 | NE | 1 | C | 0 | 0 | 0 | 0 | — | $\triangle$ 1, 3 |
| 8 | 60.6 | 60.6 | 61.5 | 10.3 | 11.7 | 11.0 | 13.0 | 10.0 | 8.1 | 8.1 | 8.3 | 88 | 79 | 85 | NE | 1 | SW | 1 | W | 1 | $10^2$ | $10^1$ | $10^2$ | — | $\equiv^1$ MN-2a30 |
| 9 | 60.4 | 60.2 | 60.2 | 10.0 | 11.4 | 10.0 | 15.0 | 9.9 | 7.8 | 8.0 | 7.8 | 86 | 79 | 86 | C | 0 | C | 0 | C | 0 | $10^2$ | $10^2$ | 0 | — | $\infty^1$ am |
| 10 | 60.4 | 59.3 | 59.9 | 9.8 | 11.8 | 10.3 | 11.8 | 9.0 | 7.9 | 8.1 | 8.1 | 87 | 78 | 88 | C | 0 | C | 0 | NE | 1 | $10^2$ | $10^1$ | 0 | — | |
| 11 | 59.6 | 60.6 | 61.3 | 9.8 | 11.7 | 11.4 | 11.7 | 9.0 | 7.7 | 8.1 | 8.1 | 86 | 79 | 81 | C | 0 | SW | 1 | C | 0 | $10^2$ | $10^2$ | $10^2$ | — | $\triangle^0$ 1; $\infty^1$ am, $\infty^0$ p |
| 12 | 62.6 | 61.9 | 60.9 | 10.0 | 12.0 | 9.4 | 12.0 | 9.0 | 7.6 | 7.7 | 7.5 | 83 | 74 | 87 | NE | 1 | SW | 1 | SW | 1 | $10^2$ | $3^1$ | 0 | — | |
| 13 | 60.1 | 60.4 | 62.5 | 8.0 | 11.6 | 10.6 | 11.6 | 7.8 | 7.6 | 7.5 | 7.5 | 94 | 74 | 79 | E | 1 | NW | 1 | SW | 1 | $10^2$ | $10^2$ | $10^2$ | — | |
| 14 | 58.4 | 62.2 | 61.6 | 10.3 | 12.8 | 10.0 | 13.1 | 9.3 | 7.3 | 7.5 | 7.3 | 78 | 68 | 80 | C | 0 | SW | 1 | SW | 1 | $10^2$ | 0 | 0 | — | |
| 15 | 61.4 | 63.0 | 63.3 | 8.6 | 12.5 | 9.9 | 12.5 | 7.0 | 7.0 | 6.5 | 7.2 | 84 | 60 | 80 | E | 1 | C | 0 | C | 0 | $10^2$ | $5^2$ | $10^1$ | — | |
| 16 | 63.0 | 60.4 | 62.2 | 6.0 | 12.4 | 11.4 | 12.4 | **5.7** | 5.8 | 8.5 | 7.6 | 84 | 79 | 76 | E | 1 | SW | 1 | SW | 1 | 0 | $4^1$ | $10^2$ | — | |
| 17 | 63.8 | 63.3 | 63.2 | 9.0 | 14.0 | 10.0 | 14.0 | 9.0 | 6.5 | 7.0 | 7.5 | 76 | 59 | 82 | NE | 1 | SW | 1 | SW | 1 | $10^1$ | 0 | 0 | — | |
| 18 | 62.6 | 61.8 | 62.4 | 8.0 | 13.0 | 11.4 | 13.0 | 6.8 | 6.9 | 7.8 | 8.3 | 86 | 70 | 83 | NW | 1 | SW | 1 | SW | 1 | $5^2$ | $3^1$ | $10^2$ | — | |
| 19 | 60.9 | 61.1 | 61.2 | 9.0 | 12.6 | 10.0 | 12.6 | 8.0 | 8.2 | 7.7 | 7.1 | 96 | 71 | 79 | E | 1 | W | 1 | SW | 1 | $10^0$ | $5^2$ | $10^2$ | — | |
| 20 | 59.8 | 59.8 | 61.2 | 8.1 | 11.4 | 11.0 | 11.4 | 8.0 | 7.5 | 8.1 | 8.2 | 93 | 81 | 83 | NE | 1 | C | 0 | C | 0 | $10^2$ | $10^2$ | $10^2$ | — | ∞ am |
| 21 | 61.6 | 61.8 | 62.4 | 10.0 | 12.7 | 11.6 | 12.7 | 10.0 | 8.0 | 9.5 | 7.0 | 87 | 88 | 69 | NE | 1 | NW | 1 | SW | 1 | $10^2$ | $8^2$ | $10^0$ | — | |
| 22 | 61.2 | 61.4 | 62.4 | 10.0 | 14.0 | 12.0 | 14.0 | 9.4 | 7.1 | 8.7 | 9.6 | 79 | 74 | 93 | E | 1 | C | 0 | SW | 2 | $9^2$ | $9^2$ | $6^2$ | — | |
| 23 | 63.6 | 60.3 | **64.9** | 10.0 | 11.6 | 10.0 | 12.6 | 9.0 | 8.2 | 8.6 | 8.2 | 89 | 85 | 89 | E | 1 | W | 1 | SW | 1 | $8^2$ | $10^2$ | $10^0$ | — | $\triangle^1$ 1 |
| 24 | 60.5 | 64.1 | 64.0 | 9.0 | 14.6 | 11.5 | 16.0 | 7.4 | 7.1 | **10.5** | 8.7 | 83 | 85 | 87 | E | 1 | SW | 1 | E | 1 | $4^1$ | $4^1$ | 0 | — | |
| 25 | 61.9 | 59.3 | 64.3 | 10.0 | 18.0 | 13.4 | **18.0** | 9.6 | 6.8 | 9.2 | 9.6 | 74 | 60 | 85 | NE | 1 | C | 0 | NE | 1 | $6^1$ | $1^0$ | $3^1$ | — | $\triangle^1$ 1; $\infty^1$ p |
| 26 | 61.1 | 58.5 | 59.0 | 11.0 | 14.7 | 15.5 | 15.5 | 10.0 | 9.3 | 10.1 | 8.6 | 95 | 82 | 65 | ENE | 1 | C | 0 | E | 1 | $10^2$ | 0 | 0 | — | ≡ 5a45-1p20; $\infty^1$ M |
| 27 | 58.5 | **56.9** | 58.1 | 10.0 | 11.9 | 11.4 | 12.6 | 9.0 | 8.0 | 9.0 | 9.6 | 87 | 87 | 96 | C | 0 | C | 0 | C | 0 | $10^2$ | $10^2$ | 0 | — | $\triangle^1$ 1, $\equiv^2$ 4a-9p; $\infty^1$ |
| 28 | 60.5 | 60.6 | 60.8 | 10.8 | 13.6 | 13.0 | 13.6 | 9.3 | 8.0 | 9.0 | 9.1 | 83 | 78 | 82 | E | 1 | C | 0 | C | 0 | $10^2$ | $10^2$ | $10^2$ | 0.0 | $\|\|^1$ am; $\infty^1$ am |
| 29 | 60.8 | 59.7 | 61.4 | 12.0 | 13.5 | 13.2 | 13.6 | 11.0 | 8.4 | 9.0 | 9.5 | 82 | 79 | 85 | C | 0 | C | 0 | C | 0 | $10^2$ | $10^0$ | $10^0$ | — | |
| 30 | 62.2 | 61.7 | 62.3 | 12.6 | 15.6 | 13.4 | 15.6 | 7.1 | 8.4 | 9.1 | 8.7 | 78 | 68 | 76 | E | 1 | ESE | 1 | WSW | 1 | $10^2$ | $4^1$ | $10^2$ | — | |
| 31 | 63.4 | 64.4 | **64.9** | 12.4 | 14.9 | 12.0 | 15.1 | 11.8 | 7.7 | 9.2 | 10.2 | 72 | 73 | 98 | C | 0 | C | 0 | SW | 1 | $10^0$ | $1^2$ | 0 | — | |
| Pro. Mit. | 61.3 | 61.0 | 61.6 | 9.6 | 13.1 | 11.4 | 13.5 | 8.7 | 7.5 | 8.5 | 8.4 | 84 | 75 | 84 | | 0.7 | | 0.5 | | 0.8 | 8.1 | 5.7 | 5.5 | 0.0 | |

**OVALLE** (H = 217 m) **JULIO 1912** φ = 30° 36′ S λ = 71° 12′ W $C_g$ =

| | | | | | | | | | | | | | | | | | | | | | | | | | |
|---|---|---|---|---|---|---|---|---|---|---|---|---|---|---|---|---|---|---|---|---|---|---|---|---|---|
| 1 | 45.7 | 44.3 | 44.2 | 2.2 | 17.4 | 8.4 | 18.1 | 3.0 | 4.4 | 6.6 | 6.0 | 82 | 45 | 73 | S | 4 | E | 1 | C | 0 | 0 | 0 | 0 | — | |
| 2 | 43.5 | 42.6 | 42.7 | 8.6 | 19.4 | 8.2 | 20.1 | 2.4 | 7.3 | 12.1 | 7.0 | 87 | 72 | 86 | S | 4 | W | 5 | C | 0 | 0 | 0 | 0 | — | |
| 3 | 43.6 | 43.0 | 43.2 | 9.6 | 17.6 | 9.3 | 18.5 | 4.2 | 7.0 | 8.2 | 7.0 | 85 | 54 | 79 | W | 3 | S | 3 | C | 0 | 0 | 0 | 0 | — | |
| 4 | 43.6 | 40.9 | 41.4 | 8.4 | 16.3 | 13.1 | 19.6 | 7.2 | 6.0 | 10.7 | 9.2 | 73 | 77 | 82 | C | 0 | W | 4 | C | 0 | 0 | 0 | 0 | — | |
| 5 | 42.2 | 43.4 | 45.0 | 7.8 | 14.3 | 10.2 | 14.9 | 7.6 | 6.2 | 8.4 | 5.7 | 78 | 69 | 61 | C | 0 | NW | 4 | S | 3 | 10 | 10 | 10 | — | $\triangle$ am |
| 6 | 48.0 | 44.7 | 44.4 | 9.6 | 16.2 | 11.2 | 17.1 | 7.2 | 6.4 | 11.0 | 7.9 | 72 | 80 | 80 | C | 0 | W | 5 | C | 0 | 10 | 0 | 0 | — | |
| 7 | 46.1 | 42.8 | 45.1 | 10.2 | 22.4 | 12.2 | 23.2 | 4.8 | 7.6 | 12.6 | 7.5 | 81 | 63 | 71 | C | 0 | S | 5 | C | 0 | 0 | 0 | 0 | — | |
| 8 | 45.1 | 43.8 | 45.1 | 5.4 | 19.6 | 10.4 | 21.5 | 5.1 | 4.1 | 10.8 | 7.5 | 61 | 64 | 79 | S | 3 | S | 4 | C | 0 | 10 | 0 | 0 | — | $\triangle$ am |
| 9 | 43.5 | 44.9 | 44.1 | 5.8 | 18.4 | 10.2 | 19.8 | 4.8 | 4.5 | 11.3 | 7.6 | 65 | 72 | 81 | C | 0 | W | 2 | C | 0 | 10 | 0 | 0 | — | |
| 10 | 43.2 | 41.8 | 44.1 | 6.4 | 14.6 | 12.6 | 15.3 | 4.6 | 4.2 | 9.7 | 7.0 | 58 | 78 | 64 | C | 0 | S | 4 | S | 2 | 10 | 0 | 0 | — | |
| 11 | 42.5 | 42.7 | 45.4 | 5.9 | 13.6 | 10.6 | 16.2 | 4.8 | 4.4 | 7.8 | 6.9 | 63 | 67 | 73 | C | 0 | W | 4 | C | 0 | 0 | 0 | 0 | — | $\triangle$ am |
| 12 | 45.1 | 45.3 | 45.5 | 6.1 | 11.6 | 6.3 | 12.5 | **-1.0** | 4.7 | 7.5 | 5.2 | 66 | 73 | 73 | C | 0 | NW | 5 | C | 0 | 0 | 10 | 0 | — | $\triangle$ am |
| 13 | 42.5 | 41.6 | 41.5 | 1.6 | 12.6 | 7.6 | 13.8 | 1.6 | 4.8 | 7.2 | 5.4 | **93** | 66 | 69 | C | 0 | S | 4 | C | 0 | 10 | 0 | 0 | — | $\triangle$, ⌊ am |
| 14 | 41.5 | 42.5 | 44.1 | 3.6 | 13.4 | 9.6 | 14.2 | 1.5 | 3.8 | 7.7 | 6.6 | 64 | 67 | 74 | S | 2 | NW | 4 | C | 0 | 0 | 0 | 0 | — | |
| 15 | 43.7 | 44.5 | 44.4 | 2.5 | 12.5 | 8.6 | 13.8 | 1.0 | 4.3 | 7.9 | 5.9 | 79 | 73 | 70 | C | 0 | E | 2 | C | 0 | 0 | 0 | 0 | — | $\triangle$, ⌊ am |
| 16 | 45.7 | 41.9 | 43.7 | 3.7 | 13.4 | 7.6 | 14.2 | 3.7 | 3.8 | 7.9 | 5.4 | 64 | 71 | 69 | W | 1 | W | 5 | C | 0 | 0 | 0 | 0 | — | |
| 17 | 46.4 | 45.5 | 43.6 | 7.2 | 13.2 | 10.4 | 14.4 | 1.0 | 5.8 | 7.1 | 7.0 | 76 | 63 | 75 | S | 3 | W | 3 | C | 0 | 0 | 0 | 0 | — | |
| 18 | 45.6 | 42.6 | 43.6 | 1.6 | 16.1 | 8.2 | 16.2 | 1.3 | 4.6 | 11.3 | 6.3 | 90 | 83 | 77 | C | 0 | NE | 1 | C | 0 | 10 | 0 | 0 | — | $\triangle$, ⌊ am |
| 19 | 44.3 | 42.5 | 43.3 | 3.0 | 17.8 | 8.2 | 17.8 | 3.0 | 4.4 | 10.7 | 6.3 | 78 | 70 | 77 | C | 0 | E | 2 | C | 0 | 10 | 0 | 0 | — | $\triangle$ am |
| 20 | 41.4 | 41.3 | 41.4 | 7.6 | 13.4 | 12.3 | 14.8 | 4.3 | 5.6 | 7.7 | 9.4 | 72 | 67 | 88 | SW | 2 | W | 4 | C | 0 | 6 | 0 | 0 | — | |
| 21 | 42.3 | 44.1 | 43.2 | 8.4 | 13.4 | 8.6 | 14.8 | 5.7 | 6.0 | 8.2 | 4.1 | 73 | 71 | 49 | C | 0 | S | 4 | C | 0 | 0 | 0 | 0 | — | |
| 22 | 44.3 | 43.6 | 44.3 | 7.9 | 14.2 | 8.6 | 14.2 | 4.3 | 5.3 | 9.5 | 4.6 | 66 | 79 | 55 | C | 0 | W | 6 | C | 0 | 10 | 0 | 0 | — | |
| 23 | 46.3 | 46.8 | **49.1** | 5.8 | 17.1 | 9.8 | 18.4 | 5.8 | **3.7** | 9.9 | 5.3 | 54 | 68 | 58 | C | 0 | SW | 4 | S | 2 | 0 | 0 | 0 | — | $\triangle$, ⌊ am |
| 24 | 48.7 | 47.0 | 46.7 | 8.9 | 19.3 | 10.1 | 19.8 | 6.3 | 5.7 | 12.1 | 7.4 | 67 | 72 | 80 | S | 3 | E | 2 | C | 0 | 0 | 0 | 0 | — | |
| 25 | 45.1 | 42.3 | 43.2 | 10.8 | 22.1 | 9.6 | 23.1 | 5.5 | 6.8 | **14.2** | 7.6 | 71 | 72 | 85 | C | 0 | NW | 4 | C | 0 | 0 | 0 | 0 | — | |
| 26 | 43.1 | 40.4 | 42.0 | 7.1 | 18.6 | 10.2 | 19.3 | 6.7 | 4.6 | 10.8 | 7.6 | 61 | 68 | 81 | C | 0 | NW | 6 | C | 0 | 0 | 0 | 0 | — | $\triangle$ am |
| 27 | 41.4 | **39.6** | 39.8 | 10.9 | 22.8 | 15.2 | **23.5** | 7.2 | 6.8 | 13.9 | 10.6 | 70 | 67 | 82 | C | 0 | NW | 4 | C | 0 | 0 | 0 | 0 | — | |
| 28 | 41.1 | 42.8 | 43.2 | 11.3 | 22.1 | 9.6 | 23.4 | 6.8 | 6.0 | 6.9 | 6.4 | 60 | **85** | 72 | C | 0 | NW | 5 | C | 0 | 0 | 0 | 0 | — | |
| 29 | 43.0 | 42.8 | 43.7 | 8.9 | 13.6 | 9.2 | 14.5 | 7.6 | 5.8 | 7.8 | 5.8 | 68 | 67 | 67 | C | 0 | NW | 4 | C | 0 | 10 | 0 | 0 | — | |
| 30 | 43.1 | 43.1 | 43.2 | 10.4 | 16.3 | 9.6 | 16.9 | 5.8 | 6.7 | 8.6 | 5.4 | 71 | 62 | 60 | C | 0 | W | 5 | C | 0 | 10 | 0 | 0 | — | |
| 31 | 46.3 | 46.3 | 45.2 | 9.3 | 16.2 | 8.5 | 16.7 | 5.6 | 5.4 | 10.1 | 5.9 | 62 | 73 | 72 | C | 0 | NE | 2 | S | 2 | 10 | 0 | 0 | | |
| Pro. Mit. | 44.1 | 43.3 | 43.9 | 7.0 | 16.4 | 9.8 | 17.4 | 4.5 | 5.4 | 9.6 | 6.7 | 71 | 68 | 73 | | 0.8 | | 3.8 | | 0.3 | 4.0 | 0.6 | 0.3 | — | |

Barómetro reducido a 0°C y a gravedad normal.

Barometer reduciert auf 0°C und Normals

## IMBO (H = 25 m) — JULIO 1912 — φ = 29° 56′ S — λ = 71° 21′ W — $h_a$ = 2 m

| p. a la mp. mp. reien. c Min. | Velocidad del viento Windgeschwindigkeit m/minuto 7a | 2p | 9p | km 9p-7a | 7a-2p | 2p-9p | 7a-7a | k/1h | Nubes (clase y dirección) Wolken (Art und Richtung) 7a | 2p | 9p | Agua caída Niederschlag mm 7a | 2p | 9p | Evaporación Verdunstung mm 7a | 2p | 9p | 7a-7a |
|---|---|---|---|---|---|---|---|---|---|---|---|---|---|---|---|---|---|---|
| | 56 | 0 | 0 | 34.0 | 0.0 | 0.0 | **208.0** | **8.7** | | | | — | — | — | | | | |
| | 53 | 133 | 114 | 32.0 | 56.0 | 48.0 | 32.0 | 1.3 | | | ni N | — | — | — | | | | |
| | 75 | 0 | 83 | 45.0 | 0.0 | 35.0 | 149.0 | 6.2 | ni | ni NE | | — | — | — | | | | |
| | 119 | 133 | 102 | 50.0 | 56.0 | 43.0 | 85.0 | 3.5 | | | | — | — | — | | | | |
| | 85 | 0 | 100 | 51.0 | 0.0 | 42.0 | 150.0 | 6.3 | ni | ni S | ni | — | — | — | | | | |
| | 0 | 83 | **174** | 0.0 | 35.0 | 73.0 | 42.0 | 1.8 | fr-cu N | ci | | — | — | — | | | | |
| | 0 | 40 | 0 | 0.0 | 17.0 | 0.0 | 108.0 | 4.5 | | | | — | — | — | | | | |
| | 110 | 133 | 69 | 66.0 | 56.0 | 29.0 | 83.0 | 3.5 | ni | fr-cu | ni | — | — | — | | | | |
| | 0 | 0 | 0 | 0.0 | 0.0 | 0.0 | 85.0 | 3.5 | ni | cu-ni N | | — | — | — | | | | |
| | 0 | 0 | 48 | 0.0 | 0.0 | 20.0 | **0.0** | **0.0** | ni | fr-ni | | — | — | — | | | | |
| | 0 | 38 | 0 | 0 0 | 16.0 | 0.0 | 20.0 | 0.8 | ni | ni | ni | — | — | — | | | | |
| | 68 | 100 | 95 | 41.0 | 42.0 | 40.0 | 57.0 | 2.4 | ni | str-cu | | — | — | — | | | | |
| | 43 | 43 | 83 | 25.0 | 18.0 | 35.0 | 107.0 | 4.5 | ni | cu-ni SE | ni | — | — | — | | | | |
| | 0 | 67 | 107 | 0.0 | 28.0 | 45.0 | 53.0 | 2.2 | ni | | | — | — | — | | | | |
| | 70 | 0 | 0 | 42.0 | 0.0 | 0.0 | 115.0 | 4.8 | ni | cu-ni N | ni | — | — | — | | | | |
| | 112 | 117 | 128 | 67.0 | 49.0 | 54.0 | 67.0 | 2.8 | | a-cu SE | ni | — | — | — | | | | |
| | 87 | 52 | 150 | 52.0 | 22.0 | 63.0 | 155.0 | 6.5 | str-cu S | | | — | — | — | | | | |
| | 85 | 83 | 117 | 51.0 | 35.0 | 49.0 | 136.0 | 5.7 | cu-ni ENE | fr-cu | ni | — | — | — | | | | |
| | 120 | 121 | 50 | 72.0 | 51.0 | 21.0 | 156.0 | 6.5 | cu-ni E | cu-ni NE | ni | — | — | — | | | | |
| | 117 | 0 | 0 | 70.0 | 0.0 | 0.0 | 142.0 | 5.9 | | | | — | — | — | | | | |
| | 77 | 83 | 100 | 46.0 | 35.0 | 42.0 | 46.0 | 1.9 | ni | a-cu E | fr-ni | — | — | — | | | | |
| | 35 | 0 | 152 | 21.0 | 0.0 | 64.0 | 98.0 | 4.1 | cu-ni NE | cu-ni NE | a-cu SE | — | — | — | | | | |
| | 47 | 95 | 150 | 25.0 | 40.0 | 63.0 | 89.0 | 3.7 | str-cu SW | ni | fr-ni | — | — | — | | | | |
| | 35 | 67 | 100 | 21.0 | 28.0 | 42.0 | 124.0 | 5.2 | str-cu N | ci-cu E | | — | — | — | | | | |
| | 67 | 0 | 83 | 40.0 | 0.0 | 35.0 | 110.0 | 4.6 | ci-cu N | ci-str | ci-str | — | — | — | | | | |
| | 62 | 0 | 52 | 37.0 | 0.0 | 22.0 | 72.0 | 3.0 | | | | — | — | — | | | | |
| | 0 | 0 | 0 | 0.0 | 0.0 | 0.0 | 22.0 | 0.9 | | ni | | — | — | — | | | | |
| | 60 | 0 | 0 | 36.0 | 0.0 | 0.0 | 36.0 | 1.5 | | ni | ni | 0.0 | — | — | | | | |
| | 0 | 0 | 0 | 0.0 | 0.0 | 0.0 | **0.0** | **0.0** | ni | ni | ni | — | — | — | | | | |
| | 140 | 102 | 86 | 24.0 | 43.0 | 36.0 | 24.0 | 1.0 | ni | cu NW | ni | — | — | — | | | | |
| | 0 | 0 | 133 | 0.0 | 0.0 | 56.0 | 79.0 | 3.3 | ni SE, str-cu NE | cu | | — | — | — | | | | |
| | 55 | 48 | 73 | 30.6 | 20.2 | 30.9 | 85.5 | 3.6 | | | | 0.0 | — | — | | | | |

## LE (H = 217 m) — JULIO 1912 — φ = 30° 36′ S — λ = 71° 12′ W — $h_a$ = ?

| | | | | | | | | | | | | | | | | | | |
|---|---|---|---|---|---|---|---|---|---|---|---|---|---|---|---|---|---|---|
| | 120 | 42 | 0 | 23.0 | 20.0 | 7.0 | **81.0** | **3.4** | | | | | | | | | | |
| | 125 | 162 | 0 | 35.0 | 27.0 | 14.0 | 62.0 | 2.6 | | | | | | | | | | |
| | 94 | 98 | 0 | 1.0 | 9.0 | 15.0 | 42.0 | 1.7 | | | | | | | | | | |
| | 0 | 136 | 0 | 26.0 | 12.0 | 14.0 | 50.0 | 2.1 | | | | | | | | | | |
| | 0 | 121 | 90 | 12.0 | 29.0 | 7.0 | 38.0 | 1.6 | str | str | str | | | | | | | |
| | 0 | 168 | 0 | 6.0 | 17.0 | 20.0 | 42.0 | 1.7 | str | | | | | | | | | |
| | 0 | 165 | 0 | 8.0 | 12.0 | 14.0 | 45.0 | 1.9 | | | | | | | | | | |
| | 85 | 124 | 0 | 12.0 | 27.0 | 3.0 | 38.0 | 1.6 | str | | | | | | | | | |
| | 0 | 67 | 0 | 14.0 | 12.0 | 6.0 | 44.0 | 1.8 | ci | | | | | | | | | |
| | 0 | 125 | 65 | 27.0 | 12.0 | 13.0 | 45.0 | 1.9 | ci | | | | | | | | | |
| | 0 | 135 | 0 | 10.0 | 12.0 | 6.0 | 35.0 | 1.5 | | | | | | | | | | |
| | 0 | 186 | 0 | 2.0 | 4.0 | 6.0 | 20.0 | 0.8 | | str | | | | | | | | |
| | 0 | 135 | 0 | 5.0 | 3.0 | 1.0 | 15.0 | 0.6 | str | | | | | | | | | |
| | 65 | 138 | 0 | 7.0 | 16.0 | 8.0 | **11.0** | **0.5** | | | | | | | | | | |
| - | 0 | 65 | 0 | 5.0 | 32.0 | 5.0 | 29.0 | 1.2 | | | | | | | | | | |
| | 30 | 180 | 0 | 25.0 | 20.0 | 13.0 | 62.0 | 2.6 | | | | | | | | | | |
| | 94 | 91 | 0 | 5.0 | 19.0 | 7.0 | 38.0 | 1.6 | | | | | | | | | | |
| | 0 | 40 | 0 | 18.0 | 31.0 | 5.0 | 44.0 | 1.8 | ci-cu | | | | | | | | | |
| | 0 | 64 | 0 | 2.0 | 27.0 | 13.0 | 38.0 | 1.6 | ci-cu | | | | | | | | | |
| | 70 | 122 | 0 | 8.0 | 3.0 | 11.0 | 48.0 | 2.0 | str-cu | | | | | | | | | |
| | 0 | 116 | 0 | 15.0 | 4.0 | 4.0 | 29.0 | 1.2 | | | | | | | | | | |
| | 0 | 174 | 0 | 4.0 | 8.0 | 11.0 | 12.0 | **0.5** | ci | | | | | | | | | |
| | 0 | 118 | 72 | 14.0 | 4.0 | 8.0 | 33.0 | 1.4 | | | | | | | | | | |
| | 104 | 65 | 0 | 24.0 | 16.0 | 21.0 | 36.0 | 1.5 | | str | | | | | | | | |
| | 0 | 125 | 0 | 12.0 | 18.0 | 4.0 | 49.0 | 2.0 | | | | | | | | | | |
| | 0 | **191** | 0 | 6.0 | 29.0 | 1.0 | 28.0 | 1.2 | | | | | | | | | | |
| | 0 | 136 | 0 | 5.0 | 36.0 | 5.0 | 35.0 | 1.5 | | | | | | | | | | |
| | 0 | 162 | 0 | 1.0 | 0.0 | 7.0 | 42.0 | 1.7 | | | | | | | | | | |
| | 0 | 132 | 0 | 16.0 | 14.0 | 5.0 | 23.0 | 1.0 | ci | | | | | | | | | |
| | 0 | 180 | 0 | 4.0 | 23.0 | 18.0 | 23.0 | 1.0 | ci | | | | | | | | | |
| | 0 | 63 | 68 | 3.0 | 11.0 | 4.0 | 44.0 | 1.8 | str | | | | | | | | | |
| | 25 | 123 | 10 | 11.5 | 16.3 | 8.9 | 38.1 | 1.6 | | | | | | | | | | |

Observaciones se efectuaron según hora oficial de Chile (75° de long.)

Alle Beobachtungen nach chilenischer Einheitszeit (75° Länge).

**LOS ANDES** (H= 820 m) **JULIO 1912** φ = 32° 50′ S λ = 70° 36′ W $C_g$

| Dia Tag | Barómetro Barometer 600/700 mm+ 7a | 2p | 9p | Temperatura del aire Lufttemperatur C° 7a | 2p | 9p | Max. | Min. | Humedad absoluta Absolute Feuchtigkeit mm 7a | 2p | 9p | Humedad relativa Relative Feuchtigkeit % 7a | 2p | 9p | Dirección y fuerza del viento Richtung und Stärke des Windes 0—12 B 7a | 2p | 9p | Nebulosidad Bewölkung 0—10 7a | 2p | 9p | Agua caída Niederschlag mm 7a - 7a | Notas Bemerkunge |
|---|---|---|---|---|---|---|---|---|---|---|---|---|---|---|---|---|---|---|---|---|---|---|
| 1 | **96.3** | 94.6 | 95.6 | -1.8 | 14.0 | 3.4 | 15.0 | **-4.0** | **2.0** | 2.2 | 5.2 | 48 | 18 | 55 | C 0 | C 0 | C 0 | 0 | 0 | 0 | — | |
| 2 | 94.6 | 92.5 | 92.5 | 1.4 | 19.6 | 11.0 | 21.0 | -1.0 | 3.0 | 2.6 | 4.2 | 59 | 17 | 43 | C 0 | C 0 | C 0 | 0 | 0 | 0 | — | |
| 3 | 92.5 | 91.4 | 92.0 | 7.0 | 23.0 | 9.0 | 26.0 | 3.0 | 2.7 | 3.4 | 4.2 | 36 | 16 | 49 | C 0 | NE 2 | C 0 | 0 | 0 | 0 | — | |
| 4 | 92.1 | 89.4 | 89.4 | 4.0 | 19.0 | 13.0 | 19.6 | 2.0 | 3.4 | 3.6 | 5.9 | 56 | 22 | 64 | C 0 | C 0 | C 0 | 0 | 10 | 10 | — | |
| 5 | 89.2 | 89.8 | 92.5 | 7.8 | 12.2 | 7.8 | 14.5 | 5.5 | 6.5 | **7.6** | 7.5 | 82 | 72 | 94 | E 4 | C 0 | N 3 | 9 | 10 | 10 | 0.0 | ● gt ?; ⟨ a inter |
| 6 | 95.4 | 95.3 | **96.3** | 7.4 | 14.2 | 7.6 | 14.5 | 5.8 | 7.2 | 6.7 | 6.8 | 94 | 55 | 87 | ENE 3 | W 3 | C 0 | 10 | 0 | 0 | 0.0 | |
| 7 | 94.4 | 93.3 | 93.1 | 4.0 | 21.2 | 10.8 | 22.5 | 1.0 | 4.6 | 4.1 | 3.2 | 75 | 22 | 35 | C 0 | C 0 | E 3 | 0 | 0 | 0 | — | |
| 8 | 91.4 | 90.8 | 91.1 | 6.8 | 23.2 | 11.2 | 25.0 | 4.5 | 2.8 | 2.4 | 4.7 | 38 | **14** | 47 | C 0 | C 0 | C 0 | 0 | 8 | 0 | — | |
| 9 | 91.6 | 90.2 | 90.3 | 4.0 | 22.8 | 7.8 | 24.0 | 2.8 | 3.5 | 3.7 | 4.4 | 59 | 18 | 58 | C 0 | C 0 | C 0 | 0 | 0 | 0 | — | |
| 10 | 90.9 | 90.2 | 91.2 | 5.6 | 15.0 | 9.0 | 17.0 | 3.0 | 4.8 | 4.3 | 4.9 | 71 | 34 | 58 | NE 4 | NE 5 | C 0 | 10 | 10 | 10 | — | |
| 11 | 90.5 | 90.2 | 91.3 | 5.6 | 12.0 | 8.0 | 12.8 | 3.0 | 4.6 | 5.9 | 5.7 | 69 | 57 | 71 | C 0 | C 0 | C 0 | 10 | 10 | 10 | — | |
| 12 | 91.9 | 91.3 | 91.9 | 3.0 | 17.6 | 6.0 | 18.5 | 1.0 | 4.4 | 3.8 | 4.3 | 77 | 25 | 62 | E 3 | SW 2 | C 0 | 0 | 0 | 0 | — | |
| 13 | 90.4 | 89.1 | 90.1 | 2.0 | 20.4 | 10.0 | 20.6 | 0.5 | 3.7 | 3.3 | 4.9 | 71 | 19 | 53 | C 0 | C 0 | C 0 | 0 | 1 | 0 | — | |
| 14 | 92.5 | 91.8 | 92.9 | 0.2 | 15.2 | 5.4 | 15.2 | -1.6 | 4.6 | 5.2 | 5.8 | **99** | 41 | 86 | SSE 2 | SSW 2 | C 0 | 10 | 0 | 0 | — | ≡ |
| 15 | 90.7 | 90.0 | 92.4 | 1.0 | 14.0 | 3.8 | 15.4 | -0.5 | 4.0 | 4.6 | 4.3 | 80 | 39 | 72 | C 0 | W 2 | C 0 | 0 | 0 | 0 | — | |
| 16 | 93.0 | 91.4 | 91.6 | 0.2 | 17.4 | 6.0 | 17.6 | -1.3 | 3.4 | 3.2 | 3.7 | 74 | 21 | 53 | C 0 | SW 2 | C 0 | 0 | 0 | 0 | — | |
| 17 | 92.5 | 92.4 | 93.2 | 4.4 | 19.6 | 7.6 | 21.5 | 1.5 | 3.1 | 3.8 | 4.3 | 51 | 22 | 55 | C 0 | C 0 | C 0 | 0 | 0 | 0 | — | |
| 18 | 93.0 | 92.1 | 92.3 | 4.4 | 20.8 | 9.0 | 22.5 | 1.8 | 3.1 | 3.4 | 4.1 | 51 | 17 | 48 | C 0 | C 0 | C 0 | 0 | 0 | 0 | — | |
| 19 | 92.4 | 91.5 | 91.3 | 5.6 | 21.8 | 9.0 | 23.0 | 2.5 | 3.5 | 3.3 | 4.2 | 52 | 17 | 49 | C 0 | C 0 | C 0 | 0 | 0 | 0 | — | |
| 20 | 90.4 | **88.5** | 89.3 | 7.2 | 21.0 | 11.0 | 21.0 | 3.5 | *3.4* | 3.8 | 4.6 | *45* | 20 | 47 | C 0 | C 0 | C 0 | 10 | 10 | 10 | — | ☾ 7p |
| 21 | 90.1 | 90.1 | 91.9 | 4.6 | 10.0 | 5.0 | 10.4 | 2.6 | 5.6 | 5.4 | 6.1 | 88 | 59 | 94 | C 0 | C 0 | E 2 | 10 | 10 | 10 | — | ☾ 7p |
| 22 | 91.4 | 91.3 | 92.1 | 2.6 | 11.0 | 5.4 | 11.0 | 1.5 | 5.1 | 5.2 | 5.4 | 93 | 55 | 79 | C 0 | C 0 | C 0 | 10 | 9 | 1 | — | |
| 23 | 93.4 | 94.3 | 95.3 | 4.6 | 15.2 | 8.4 | 16.0 | 1.4 | 5.6 | 4.8 | 4.7 | 88 | 37 | 58 | C 0 | C 0 | C 0 | 6 | 10 | 10 | 0.0 | ● gt ? |
| 24 | 95.3 | **96.3** | 96.1 | 10.8 | 12.2 | 9.8 | 12.5 | 5.0 | 3.6 | 4.5 | 5.6 | 38 | 42 | 61 | ESE 8 | ESE 9 | C 0 | 10 | 10 | 10 | — | |
| 25 | 94.8 | 93.4 | 94.0 | 8.8 | 19.2 | 11.0 | 20.0 | 6.0 | 5.7 | 5.9 | 6.4 | 69 | 35 | 65 | ESE 2 | C 0 | C 0 | 6 | 9 | 0 | 0.0 | ● gt ? |
| 26 | 93.3 | 92.2 | 93.0 | 6.6 | 19.8 | 10.0 | 20.5 | 4.0 | 5.9 | 7.0 | 5.9 | 81 | 41 | 64 | C 0 | SW 4 | C 0 | 0 | 0 | 1 | — | ☾¹ |
| 27 | 93.1 | 92.2 | 91.4 | 5.2 | 22.6 | 10.4 | 23.0 | 3.4 | 5.1 | 4.3 | 4.7 | 77 | 21 | 49 | C 0 | C 0 | C 0 | 0 | 0 | 0 | — | ☾¹ |
| 28 | 91.2 | 90.2 | 90.3 | 6.0 | 26.4 | 12.0 | **27.0** | 4.5 | 4.5 | 4.2 | 5.3 | 65 | 17 | 50 | C 0 | C 0 | C 0 | 0 | 0 | 0 | — | ☾² |
| 29 | 90.2 | 89.3 | 90.0 | 6.8 | 21.0 | 9.0 | 22.4 | 4.0 | 4.6 | 5.7 | 6.2 | 63 | 32 | 73 | C 0 | C 0 | C 0 | 1 | 10 | 9 | — | ☾² |
| 30 | 90.4 | 90.7 | 92.1 | 3.8 | 17.0 | 7.0 | 17.5 | 3.1 | 5.6 | 6.6 | 6.3 | 93 | 46 | 83 | C 0 | W 1 | C 0 | 7 | 0 | 3 | — | ☾², ≡¹ 7a30-10a |
| 31 | 92.2 | 94.3 | 95.2 | 7.0 | 12.4 | 10.2 | 12.5 | 5.5 | 6.3 | 5.4 | 7.0 | 83 | 51 | 76 | C 0 | C 0 | C 0 | 10 | 8 | 0 | — | ☾, ≡ 8a30-11a |
| Pro. Mit. | 92.3 | 91.6 | 92.3 | 4.7 | 17.8 | 8.4 | 18.7 | 2.4 | 4.4 | 4.5 | 5.2 | 69 | 32 | 63 | 0.8 | 1.0 | 0.2 | 3.8 | 4.0 | 3.0 | 0.0 | |

**VALPARAISO** (H = 40 m) **JULIO 1912** φ = 33° 01′ S λ = 71° 38′ W $C_g$ =

| | | | | | | | | | | | | | | | | | | | | | | |
|---|---|---|---|---|---|---|---|---|---|---|---|---|---|---|---|---|---|---|---|---|---|---|
| 1 | 65.7 | 63.8 | 63.6 | 4.3 | 12.7 | 8.8 | 13.7 | 4.2 | 4.4 | 5.8 | 4.0 | 71 | 52 | 48 | E 1 | WSW 2 | W 1 | 0 | 0 | 0 | — | ∞¹ S-NE 1, ∞° ∩ 2 |
| 2 | 61.3 | 58.8 | 59.0 | 6.5 | 16.8 | 10.8 | 17.5 | 6.2 | 4.8 | 6.3 | 5.2 | 67 | 44 | 54 | NW 1 | WSW 2 | NE 1 | 0 | 0 | 0 | — | ∞¹ hor 1, ∞¹ S y ∞° |
| 3 | 60.0 | 59.4 | 60.3 | 6.3 | 14.0 | 10.0 | 15.9 | 6.1 | 6.4 | 6.7 | 8.6 | 90 | 57 | 94 | SE 1 | E 1 | E 1 | 1⁰ | 0 | 2 | — | ⌓am; ∞² hor 1, ∞¹ S |
| 4 | 59.9 | 57.8 | **56.3** | 8.3 | 12.7 | 10.6 | 14.1 | 8.0 | 7.5 | 8.4 | 8.7 | 92 | 77 | 92 | SE 1 | NNE 1 | C 0 | 1⁰ | 8⁰ | 5 | — | ⌓am; ∞¹ hor 1, ∞¹ S y |
| 5 | 57.7 | 59.6 | 62.1 | 10.3 | 13.2 | 11.2 | 14.7 | 10.0 | 8.5 | 7.3 | 8.1 | 92 | 65 | 81 | SW 1 | NW 1 | SE 1 | 9¹ | 9⁰ | 10 | — | ∞² S-∩E 1, ∞° S 2 |
| 6 | 64.7 | 64.7 | 65.0 | 9.0 | 14.4 | 12.0 | 15.9 | 8.8 | 7.5 | 8.7 | 7.7 | 88 | 72 | 74 | S 1 | SW 3 | E 1 | 2⁰ | 7⁰ | 0 | — | ⌓am; ∞² hor 1, ∞¹ E 2 |
| 7 | 62.0 | 59.9 | 58.9 | 8.2 | 18.4 | 10.4 | 19.8 | 8.0 | 7.0 | 6.6 | 8.7 | 87 | 42 | 93 | C 0 | W 1 | W 1 | 0 | 0 | 0 | — | ⌓am; ∞° hor 1, ∞¹ SE |
| 8 | 59.2 | 58.1 | 59.8 | 6.7 | 12.2 | 10.4 | 13.3 | 6.5 | 7.1 | 8.8 | 7.8 | **98** | 84 | 84 | E 1 | S 1 | C 0 | 4 | 7⁰ | 10 | — | ≡° 6a-8a, ≡¹ 8-1p45; ∞ |
| 9 | 60.1 | 58.8 | 59.2 | 9.6 | 12.2 | 9.2 | 13.2 | 8.9 | 8.2 | 8.0 | 7.3 | 92 | 75 | 84 | SSW 1 | WSW 3 | S 1 | 10¹ | 3⁰ | 1⁰ | — | ≡° 7a-9a40; ∞¹ S, y ∞ |
| 10 | 59.6 | 58.9 | 59.5 | 8.1 | 12.1 | 8.5 | 12.8 | 7.8 | 6.8 | 8.1 | 7.3 | 85 | 78 | 88 | SSE 2 | W 1 | W 1 | 10¹ | 10⁰ | 0 | — | ⌓am; ∞¹ hor 1, ∞¹ S y |
| 11 | 58.9 | 59.2 | 60.5 | 6.0 | 10.3 | 9.2 | 11.2 | 5.9 | 6.3 | 7.3 | 7.1 | 90 | 78 | 81 | C 0 | E 1 | C 0 | 9⁰ | 10¹ | 10 | — | ∞¹ SE 1, ∞² SE-∩W |
| 12 | 61.5 | 61.0 | 61.4 | 8.1 | 11.6 | 7.1 | 13.2 | 7.0 | 6.9 | 6.6 | 6.4 | 86 | 64 | 86 | E 1 | WSW 2 | SE 1 | 10¹ | 2⁰ | 0 | — | ∞¹ SE 1, ∞¹ S y ∞¹ ∩ |
| 13 | 59.2 | 57.6 | 60.0 | 3.8 | 11.4 | 8.7 | 12.7 | **3.6** | 5.5 | 6.7 | 6.6 | 92 | 66 | 78 | E 1 | SW 3 | NW 1 | 1¹ | 0 | 0 | — | ⌙am; ∞² hor 1 ∞¹ S-∩ |
| 14 | 62.9 | 62.0 | 62.1 | 6.0 | 10.4 | 6.5 | 12.2 | 5.5 | 5.0 | 5.9 | 5.1 | 72 | 63 | 71 | S 1 | SW 4 | C 0 | 1¹ | 1⁰ | 0 | — | ∞° SE-NW 1, ∞° ∩E 2 |
| 15 | 60.6 | 61.2 | 62.5 | 5.8 | 12.2 | 7.0 | 12.9 | **3.6** | 5.1 | 5.7 | 5.4 | 75 | 54 | 72 | E 1 | W 2 | SE 1 | 1¹ | 2⁰ | 0 | — | ⌙am; ∞¹ SE 1, ∞² ∩E 2 |
| 16 | 62.5 | 59.7 | 59.5 | 5.0 | 13.1 | 8.2 | 14.5 | 4.8 | 5.5 | 6.3 | 6.3 | 84 | 56 | 78 | E 1 | SW 2 | E 1 | 0 | 0 | 0 | — | ⌓am; ∞¹ hor 1, ∞¹ S-N |
| 17 | 61.7 | 62.7 | 62.2 | 8.9 | 12.2 | 8.2 | 13.5 | 7.0 | 7.2 | 7.7 | 7.0 | 86 | 73 | 87 | E 1 | NNE 1 | SE 1 | 10¹ | 10¹ | 0 | — | ⌓am; ∞¹ S y ∞NE-W 1 |
| 18 | 62.6 | 60.2 | 61.2 | 8.0 | 11.5 | 8.5 | 13.0 | 7.3 | 7.1 | 7.6 | 7.4 | 89 | 75 | 89 | SE 1 | NE 1 | C 0 | 10¹ | 1⁰ | 10 | — | ⌓am; ∞² hor 1, ∞¹ S y |
| 19 | 60.7 | 60.4 | 60.0 | 6.9 | 9.5 | 8.2 | 10.2 | 6.7 | 6.8 | 7.1 | 7.1 | 91 | 80 | 88 | E 1 | W 1 | E 1 | 10¹ | 10¹ | 10 | — | ≡¹ 3a30-1p; ∞¹ S y ∞² |
| 20 | 58.4 | 57.0 | 59.1 | 6.6 | 9.0 | 10.2 | 10.7 | 6.5 | 6.6 | 7.0 | 7.8 | 91 | 81 | 84 | SW 1 | E 1 | NE 1 | 10¹ | 10¹ | 10 | — | ∞² hor 1, ∞¹ S y ∞² hor |
| 21 | 59.2 | 59.1 | 60.7 | 9.5 | 11.4 | 10.0 | 12.2 | 9.0 | 7.1 | 8.6 | 8.4 | 80 | 86 | 92 | SE 1 | NE 3 | E 1 | 10¹ | 10¹ | 10 | — | ●° 2p, ●¹ 5p-8p35, ●° |
| 22 | 60.1 | 60.0 | 61.0 | 10.3 | 14.4 | 10.4 | 15.7 | 9.8 | 8.5 | 8.9 | 8.7 | 92 | 73 | 93 | SE 1 | NW 1 | S 1 | 10¹ | 3⁰ | 9 | **10.1** | ●° M∩-4a35; ∞¹ hor 1, |
| 23 | 62.9 | 64.4 | **65.8** | 10.0 | 15.2 | 11.0 | 16.6 | 9.0 | 8.2 | 8.8 | 8.3 | 89 | 68 | 85 | C 0 | W 1 | SE 1 | 9⁰ | 1⁰ | 9⁰ | — | ∞¹ hor 1, ∞° SE y ∞° |
| 24 | 65.5 | 65.2 | 65.0 | 10.2 | 14.6 | 12.2 | 15.5 | 9.7 | 8.0 | 8.7 | 8.3 | 86 | 71 | 79 | SE 1 | WNW 1 | SW 1 | 10¹ | 9⁰ | 10⁰ | — | ●gt 0p30; ∞¹ hor 1 ∞¹ |
| 25 | 63.3 | 61.2 | 61.3 | 11.6 | 16.8 | 14.5 | **20.2** | 10.7 | 7.7 | **9.8** | 8.9 | 76 | 69 | 73 | W 1 | SSW 6 | W 1 | 7⁰ | 3⁰ | 1⁰ | 0.0 | ∞° S y ∞° ∩E 1, ∞° NE |
| 26 | 60.8 | 60.2 | 61.1 | 11.2 | 16.2 | 13.2 | 17.0 | 10.7 | 8.9 | 6.9 | **3.3** | 90 | 51 | **29** | SW 1 | WSW 4 | SSW 4 | 1⁰ | 1⁰ | 1⁰ | — | ⌓am; ∞° SE y ∞° N 1, ∞ |
| 27 | 59.4 | 58.4 | 58.2 | 10.0 | 15.4 | 12.8 | 18.8 | 9.7 | 4.7 | 6.4 | 5.4 | 51 | 49 | 49 | SSW 2 | SW 5 | SSW 2 | 1⁰ | 1⁰ | 0 | — | ∞° S-N 1, ∞° NE-W 2 |
| 28 | 56.9 | 58.8 | 59.5 | 8.7 | 13.9 | 11.5 | 19.8 | 8.1 | 5.9 | 8.5 | 8.9 | 70 | 72 | 88 | W 1 | E 2 | N 1 | 0 | 1⁰ | 10 | — | ⌓am; ∞¹ SE-N 1, ∞° N |
| 29 | 58.2 | 58.3 | 58.4 | 10.8 | 11.7 | 11.2 | 12.3 | 10.6 | 8.2 | 8.6 | 8.2 | 86 | 85 | 83 | ESE 1 | NE 2 | ENE 1 | 10¹ | 10¹ | 10⁰ | 0.0 | ≡° a interv 3a20-11a30; |
| 30 | 59.6 | 60.1 | 61.1 | 11.2 | 13.2 | 12.0 | 13.7 | 10.7 | 8.2 | 8.2 | 8.7 | 83 | 73 | 84 | ESE 2 | NE 3 | ENE 2 | 10¹ | 9¹ | 9⁰ | 0.0 | ≡° 11p46-MN; ∞° S y ∞ |
| 31 | 61.9 | 63.8 | 65.4 | 11.2 | 14.6 | 10.8 | 16.2 | 10.5 | 8.7 | 8.7 | 7.5 | 88 | 71 | 77 | E 2 | N 2 | C 0 | 9¹ | 1⁰ | 1⁰ | 0.7 | ●° y ≡² a interv 0a30-0p |
| Pro. Mit. | 60.9 | 60.3 | 61.0 | 8.3 | 13.1 | 10.1 | 14.6 | 7.8 | 6.9 | 7.6 | 7.2 | 84 | 68 | 79 | 1.0 | 2.1 | 1.0 | 5.7 | 4.5 | 4.5 | 10.8 | |

**Barómetro reducido a 0°C y a gravedad normal.** **Barometer reduciert auf 0°C und Norma**

(1) SW-E 2. (2) ∞°hor 2. (3) ∞¹ S y ∞² hor 2. (4) 8p35-MN; ∞¹ hor 1, ∞¹ hor 2. (5) ∞° hor 2, cu de cord. (6) cu-cord 1, 2. (7) SE N 2 (8) cu cord 1. (9) cu cord 1. ∞¹ SW y ∞¹ N 1, ∞¹ S y ∞° S-N 2. (11) ∞° NE 2. (12) hor 1, ∞° S y ∞° NE 2; cu de cord 2.

**ANDES** (H = 820 m) **JULIO 1912** φ = 32° 50′ S λ = 70° 36′ W $h_a$ = 6.5 m

| p. a la emp. Temp. Freien. C° x. Min. | Velocidad del viento Windgeschwindigkeit m/minuto 7a | 2p | 9p | km 9p-7a | 7a-2p | 2p-9p | 7a-7a | k/1h | Nubes (clase y dirección) Wolken (Art und Richtung) 7a | 2p | 9p | Agua caída Niederschlag mm 7a | 2p | 9p | Evaporación Verdunstung mm 7a | 2p | 9p | 7a-7a |
|---|---|---|---|---|---|---|---|---|---|---|---|---|---|---|---|---|---|---|
| | 0 | 0 | 20 | 6.1 | 3.3 | 7.6 | 32.5 | 1.3 | | | | — | — | — | | | | |
| | 0 | 0 | 0 | 10.4 | 3.0 | 2.1 | 21.3 | 0.9 | | | | — | — | — | | | | |
| | 0 | 50 | 0 | 8.2 | 6.1 | 5.2 | 13.3 | 0.6 | | | | — | — | — | | | | |
| | 0 | 0 | 0 | 9.2 | 4.9 | 6.9 | 20.5 | 0.9 | | ci-str | ci-str | — | — | — | | | | |
| | 125 | 0 | 75 | 20.5 | 9.8 | 9.4 | 32.3 | 1.3 | cu, cu-ni N | str-cu, cu-ni, ni | | 0.0 | 0.0 | 0.0 | | | | |
| | 75 | 75 | 0 | 16.3 | 6.0 | 11.2 | 35.5 | 1.5 | str | cu | | — | — | — | | | | |
| | 0 | 0 | 55 | 6.5 | 11.4 | 6.9 | 23.7 | 1.0 | | | | — | — | — | | | | |
| | 0 | 0 | 0 | 5.9 | 5.9 | 8.5 | 24.2 | 1.0 | | ci NW | | — | — | — | | | | |
| | 0 | 0 | 0 | 9.8 | 4.4 | 5.2 | 24.2 | 1.0 | | | | — | — | — | | | | |
| | 100 | 135 | 0 | 20.1 | 9.9 | 16.4 | 29.7 | 1.2 | str-cu W | str-cu W | | — | — | — | | | | |
| | 0 | 0 | 15 | 8.4 | 4.3 | 1.2 | 34.7 | 1.4 | a-str W | str-cu N | ci-str | — | — | — | | | | |
| | 75 | 75 | 0 | 4.8 | 7.8 | 5.2 | **10.3** | **0.4** | | | | — | — | — | | | | |
| | 0 | 0 | 0 | 6.9 | 3.3 | 15.3 | 19.9 | 0.8 | | ci-str NW | | — | — | — | | | | |
| | 75 | 50 | 0 | 29.3 | 16.8 | 12.4 | 47.9 | 2.0 | | | | — | — | — | | | | |
| | 0 | 75 | 0 | 9.8 | 16.1 | 18.2 | 39.0 | 1.6 | | | | — | — | — | | | | |
| | 0 | 40 | 0 | 15.9 | 4.2 | 7.4 | 50.2 | 2.1 | | | | — | — | — | | | | |
| | 0 | 25 | 0 | 9.4 | 7.5 | 11.8 | 21.0 | 0.9 | | | | — | — | — | | | | |
| | 25 | 0 | 0 | 5.6 | 6.4 | 4.1 | 24.9 | 1.0 | | | | — | — | — | | | | |
| | 0 | 0 | 0 | 8.3 | 6.6 | 6.4 | 18.8 | 0.8 | | | | — | — | — | | | | |
| | 0 | 0 | 0 | 4.9 | 4.7 | 8.9 | 17.9 | 0.7 | ci-str NW | ci-str | ci-str | — | — | — | | | | |
| | 15 | 0 | 40 | 26.3 | 18.0 | 1.0 | 39.9 | 1.7 | str-cu N | str-cu N | ci-str | — | — | — | | | | |
| | 0 | 0 | 0 | 11.2 | 7.1 | 6.9 | 30.2 | 1.3 | str-cu N | | | — | — | — | | | | |
| | 0 | 15 | 0 | 12.0 | 13.9 | 11.4 | 26.0 | 1.1 | cu, cu-ni | cu, cu-ni N | a-cu N | 0.0 | — | — | | | | |
| | 375 | **450** | 0 | 86.4 | 198.9 | 58.2 | 111.7 | 4.7 | str-cu, ni N | fr-ni W, a-str | str-cu W | — | 0.0 | — | | | | |
| | 40 | 25 | 0 | 15.4 | 27.9 | 32.0 | **272.5** | **11.4** | cu SW, ci SW | ci, ci-cu SW | | — | — | — | | | | |
| | 0 | 200 | 20 | 14.7 | 13.2 | 24.6 | 74.6 | 3.1 | | | ci | — | — | — | | | | |
| | 0 | 25 | 0 | 14.1 | 10.5 | 4.1 | 51.9 | 2.2 | | | | — | — | — | | | | |
| | 0 | 15 | 0 | 6.1 | 7.5 | 5.3 | 20.7 | 0.9 | | | | — | — | — | | | | |
| | 0 | 5 | 0 | 6.5 | 6.4 | 14.7 | 19.3 | 0.8 | ci W | ci W | ci | — | — | — | | | | |
| | 0 | 35 | 25 | 4.1 | 9.5 | 18.6 | 25.2 | 1.1 | ci NW | | str W | — | — | — | | | | |
| | 0 | 0 | 0 | 17.1 | 14.0 | 6.0 | 45.2 | 1.9 | str | cu NW | | — | — | — | | | | |
| | 26 | 42 | 8 | 13.9 | 15.1 | 11.4 | 40.6 | 1.7 | | | | 0.0 | 0.0 | 0.0 | | | | |

**LPARAISO** (H = 40 m) **JULIO 1912** φ = 33° 01′ S λ = 71° 38′ W $h_a$ = 15 m

| | | | | | | | | | | | | | | | | | | |
|---|---|---|---|---|---|---|---|---|---|---|---|---|---|---|---|---|---|---|
| 8.2 | 0.7 | 36 | 221 | 176 | 48.0 | 87.0 | 86.0 | 143.0 | 6.0 | | | | — | — | — | 0.3 | 0.4 | 0.3 | 0.8 |
| 1.0 | 3.5 | 20 | 278 | 75 | 36.0 | 23.0 | 73.0 | 209.0 | 8.7 | | | | — | — | — | 0.3 | 0.2 | 0.4 | 1.0 |
| 9.5 | 2.6 | 55 | 61 | 178 | 14.0 | 9.0 | 42.0 | 110.0 | 4.6 | ci S | ci N [NW | ni | — | — | — | 0.2 | 0.2 | 0.2 | 0.8 |
| 6.0 | 5.9 | 144 | 27 | 0 | 62.0 | 23.0 | 9.0 | 113.0 | 4.7 | cu N, ci-str [str | fr-cu N, str N, ci | ni | — | — | — | 0.1 | 0.1 | 0.1 | 0.5 |
| 8.3 | 7.9 | 40 | 70 | 67 | 7.0 | 6.0 | 2.0 | 39.0 | 1.6 | fr-cu S, fr-ni W, | fr-cu S, str, ci-str (2) | ni | — | — | — | 0.0 | 0.1 | 0.1 | **0.2** |
| 9.9 | 5.9 | 30 | 300 | 35 | 18.0 | 46.0 | 38.0 | **26.0** | **1.1** | a-cu NW, ci W, ci- | fr-cu S, ci-str W | | — | — | — | 0.1 | 0.2 | 0.2 | 0.3 |
| 3.6 | 4.5 | 0 | 137 | 130 | 32.0 | 21.0 | 13.0 | 116.0 | 4.8 | [cu W | | | — | — | — | 0.2 | 0.2 | 0.3 | 0.6 |
| 6.2 | 3.4 | 88 | 72 | 0 | 8.0 | 22.0 | 33.0 | 42.0 | 1.8 | ni E, ci W | fr-cu S, ci-str W | ni | — | — | — | 0.1 | 0.1 | 0.1 | 0.6 |
| 8.0 | 5.9 | 85 | 329 | 133 | 23.0 | 34.0 | 22.0 | 78.0 | 3.2 | ni | fr-cu S, str S, ci W, | ci-str | — | — | — | 0.1 | 0.2 | 0.1 | 0.3 |
| 8.4 | 5.5 | 198 | 155 | 72 | 55.0 | 39.0 | 29.0 | 111.0 | 4.6 | fr-ni S | fr-cu S, ni [ci-str S | | — | — | — | 0.1 | 0.2 | 0.1 | 0.4 |
| 3.2 | 3.2 | 0 | 84 | 0 | 25.0 | 7.0 | 6.0 | 93.0 | 3.9 | ni, ci-cu W | ni | ni | — | — | — | 0.1 | 0.0 | 0.2 | 0.4 |
| 8.7 | 4.5 | 35 | 199 | 112 | 51.0 | 45.0 | 31.0 | 64.0 | 2.7 | ni | cu S, str S, a-cu | | — | — | — | 0.1 | 0.2 | 0.2 | 0.3 |
| 7.4 | 0.5 | 75 | 298 | 55 | 34.0 | 20.0 | 54.0 | 110.0 | 4.6 | ni | [SE, ci-str | | — | — | — | 0.0 | 0.1 | 0.2 | 0.4 |
| 7.0 | 2.5 | 157 | 456 | 0 | 52.0 | 72.0 | 75.0 | 126.0 | 5.2 | cu S, ci-str | ci W, ci-str | | — | — | — | 0.1 | 0.4 | 0.2 | 0.4 |
| 9.2 | **-0.2** | 45 | 215 | 163 | 29.0 | 51.0 | 42.0 | 176.0 | 7.3 | cu E, str S | fr-cu S, a-cu S | | — | — | — | 0.2 | 0.2 | 0.2 | 0.8 |
| 9.0 | 1.6 | 168 | 207 | 161 | 38.0 | 45.0 | 33.0 | 131.0 | 5.5 | | | | — | — | — | 0.2 | 0.2 | 0.2 | 0.6 |
| 8.0 | 3.4 | 140 | 81 | 158 | 53.0 | 32.0 | 20.0 | 131.0 | 5.5 | ni N | ni | | — | — | — | 0.1 | 0.1 | 0.1 | 0.5 |
| 7.7 | 4.3 | 86 | 44 | 0 | 27.0 | 32.0 | 12.0 | 79.0 | 3.3 | ni | cu S | ni | — | — | — | 0.1 | 0.1 | 0.1 | 0.3 |
| 6.3 | 5.5 | 68 | 60 | 47 | 35.0 | 8.0 | 40.0 | 79.0 | 3.3 | ni | ni | ni | — | — | — | 0.1 | 0.0 | 0.1 | 0.3 |
| 7.2 | 5.4 | 72 | 60 | 107 | 14.0 | 19.0 | 48.0 | 62.0 | 2.6 | ni | ni | ni | — | — | — | 0.1 | 0.0 | 0.1 | **0.2** |
| 7.2 | 7.1 | 113 | 297 | 169 | 76.0 | 87.0 | 111.0 | 143.0 | 6.0 | ni | ni | ni | — | — | 9.1 | 0.3 | 0.1 | 0.1 | 0.4 |
| 0.5 | 7.6 | 118 | 134 | 167 | 74.0 | 19.0 | 20.0 | 272.0 | 11.3 | ni | cu N, ci N, ci-str W | fr-ni N | 1.0 | — | — | 0.2 | 0.2 | 0.1 | 0.4 |
| 2.4 | 6.0 | 0 | 89 | 60 | 19.0 | 36.0 | 43.0 | 58.0 | 2.4 | cu N, fr-ni NE, ci- | cu NW, ci-str | a-cu SW | — | — | — | 0.1 | 0.2 | 0.2 | 0.4 |
| 0.2 | 7.4 | 129 | 109 | 88 | 6.0 | 7.0 | 64.0 | 85.0 | 3.5 | ni [str W | str S, ci W, ci-str W | a-cu, ci-str SW | — | 0.0 | — | 0.1 | 0.1 | 0.3 | 0.5 |
| 3.6 | 8.0 | 31 | **703** | 90 | 27.0 | 71.0 | 64.0 | 98.0 | 4.1 | fr-cu NW, str S, (1) | cu S, ci W, ci-str E | str, ci-str | — | — | — | 0.1 | 0.4 | 0.4 | 0.5 |
| 2.9 | 7.7 | 101 | 251 | 341 | 37.0 | 115.0 | 95.0 | 172.0 | 7.2 | cu SW, ci SW | ci-str | ci-str | — | — | — | 0.1 | 0.3 | 0.6 | 0.9 |
| 4.0 | 6.2 | 150 | 577 | 95 | 95.0 | 156.0 | 123.0 | 305.0 | 12.7 | str, ci SW, ci-str | ci | | — | — | — | 0.7 | 0.7 | 0.5 | **1.6** |
| 0.1 | 4.5 | 44 | 114 | 61 | 37.0 | 37.0 | 45.0 | **316.0** | **13.2** | | cu N | ni | — | — | — | 0.4 | 0.2 | 0.2 | **1.6** |
| 7.2 | 9.4 | 128 | 124 | 59 | 42.0 | 42.0 | 45.0 | 124.0 | 5.2 | ni | fr-cu S, ni | ni | 0.0 | 0.0 | — | 0.1 | 0.1 | 0.1 | 0.5 |
| 1.0 | 9.5 | 164 | 238 | 124 | 85.0 | 85.0 | 65.0 | 172.0 | 7.2 | ni | cu N, fr-ni N | fr-ni N | — | — | — | 0.2 | 0.2 | 0.2 | 0.4 |
| 1.0 | 7.5 | 95 | 100 | 0 | 35.0 | 9.0 | 31.0 | 185.0 | 7.7 | fr-ni NW | cu NW, str S | ci-str | 0.7 | 1.5 | — | 0.1 | 0.1 | 0.2 | 0.5 |
| 7.5 | 5.1 | 84 | 196 | 95 | 38.5 | 42.1 | 45.6 | 128.0 | 5.3 | | | | 1.7 | 1.5 | 9.1 | 5.0 | 5.8 | 6.4 | 17.4 |

las observaciones se efectuaron según hora oficial de Chile (75° de long.)

Alle Beobachtungen nach chilenischer Einheitszeit (75° Länge).

W, ci-str (2) NW

**SANTIAGO** (H = 520 m) **JULIO 1912** φ = 33° 27′ S λ = 70° 42′ W $C_g$ = −0.:
−0.(

| Dia / Tag | Barómetro Barometer 700 mm + 7a | 2p | 9p | Temperatura del aire Lufttemperatur C° 7a | 2p | 9p | Max. | Min. | Humedad absoluta Absolute Feuchtigkeit mm 7a | 2p | 9p | Humedad relativa Relative Feuchtigkeit % 7a | 2p | 9p | Dirección y fuerza del viento Richtung und Stärke des Windes 0—12 B 7a | 2p | 9p | Nebulosidad Bewölkung 0—10 7a | 2p | 9p | Agua caída Niederschlag mm 7a-7a | Notas Bemerkungen |
|---|---|---|---|---|---|---|---|---|---|---|---|---|---|---|---|---|---|---|---|---|---|---|
| 1 | 23.1 | 22.3 | 22.3 | -3.8 | 11.4 | 1.0 | 12.2 | **-4.0** | **3.4** | 4.4 | 4.6 | 97 | 44 | 93 | C 0 | W 1 | C 0 | 1⁰ | 1⁰ | 0 | 1.3 | ⌐² 1, ⌐¹ 2 y 3; ⊠ to |
| 2 | 20.2 | 18.6 | 18.2 | -0.8 | 16.2 | 4.7 | 17.5 | -2.0 | 4.1 | 5.2 | 5.5 | 94 | 37 | 85 | NW 1 | C 0 | C 0 | 0 | 0 | 1⁰ | — | ⌐² am-MD; ∞⁰ 3; ⊠ |
| 3 | 18.0 | 16.4 | 17.0 | 1.4 | 20.4 | 6.2 | 20.5 | 0.5 | 4.4 | 5.5 | 6.3 | 87 | **81** | 89 | E 1 | SW 1 | C 0 | 1⁰ | 1⁰ | 0 | — | ⌐¹ am 9a; ⊠ |
| 4 | 17.0 | 15.3 | 14.5 | 1.6 | 14.4 | 9.0 | 16.6 | 1.0 | 5.0 | 6.2 | 7.1 | 96 | 44 | 83 | E 1 | SW 1 | SE 1 | 3⁰ | 5⁰ | 8¹ | — | ● gt 7p30-7p35; ⌐ |
| 5 | 14.7 | 15.9 | 18.9 | 7.0 | 9.6 | 9.2 | 10.0 | 5.4 | 7.4 | 8.0 | 7.6 | 99 | 89 | 88 | C 0 | SW 2 | C 0 | 10⁰ | 10⁰ | 10⁰ | 0.0 | ≡² 1; ▭ en las nub |
| 6 | 21.9 | 22.3 | **23.9** | 7.6 | 14.2 | 6.8 | 14.6 | 6.5 | 7.4 | **8.3** | 7.0 | 95 | 69 | 95 | C 0 | SE 1 | C 0 | 9¹ | 4¹ | 6¹ | — | |
| 7 | 21.4 | 18.8 | 18.1 | 1.2 | 18.2 | 6.0 | 18.5 | 1.0 | 4.8 | 7.1 | 6.4 | 97 | 45 | 92 | C 0 | C 0 | C 0 | 6¹ | 0 | 1⁰ | — | ⌐⁰ 1, ≡⁰ 7a20 |
| 8 | 16.6 | 16.2 | 16.8 | 3.2 | 20.4 | 8.6 | 22.0 | 1.2 | 4.8 | 5.8 | 7.1 | 82 | 32 | 85 | C 0 | SW 1 | C 0 | 1⁰ | 5⁰ | 0 | — | ⌐⁰ 1 |
| 9 | 17.1 | 16.0 | 16.3 | 2.0 | 16.6 | 5.6 | 17.0 | 1.5 | 5.1 | 7.6 | 6.3 | 97 | 54 | 93 | C 0 | SW 2 | S 1 | 2¹ | 5⁰ | 1⁰ | — | ⌐⁰ 1, ≡⁰ 7a30; ⌓⁰ |
| 10 | 16.5 | 15.9 | 17.1 | 3.6 | 12.4 | 3.8 | 13.0 | 2.0 | 5.7 | 8.1 | 5.8 | 97 | 75 | 97 | NE 1 | S 1 | S 1 | 5⁰ | 10⁰ | 10⁰ | — | ⌐⁰ 1, ≡¹ 3 |
| 11 | 16.0 | 15.9 | 17.1 | 0.0 | 10.0 | 4.2 | 10.2 | -0.1 | 4.6 | 7.2 | 6.0 | 00 | 80 | 97 | C 0 | C 0 | C 0 | 10¹ | 8¹ | 3⁰ | — | ⌐¹ 1, ≡² 1, ≡¹ 9p3 |
| 12 | 18.0 | 17.9 | 18.9 | 0.8 | 6.0 | 3.8 | 6.0 | 0.0 | 4.9 | 6.8 | 5.8 | 00 | 97 | 97 | C 0 | S 1 | C 0 | 10¹ | 10¹ | 10¹ | 0.1 | ⌐¹ 1, ≡ MN-7a, ≡⁰ |
| 13 | 17.0 | 14.7 | 17.1 | 1.0 | 14.6 | 4.8 | 15.5 | 0.5 | 4.8 | 5.8 | 5.7 | 98 | 46 | 88 | C 0 | WSW 2 | C 0 | 10¹ | 1¹ | 9¹ | 0.3 | ≡ MN-10a |
| 14 | 19.4 | 18.8 | 19.4 | -1.0 | 10.8 | 3.0 | 11.5 | -1.2 | 4.2 | 6.3 | 5.6 | 98 | 65 | 98 | C 0 | SW 2 | C 0 | 10¹ | 0 | 6⁰ | — | ⌐² 1, ≡² 7a10-MD |
| 15 | 17.4 | 17.4 | 18.7 | -1.0 | 7.0 | 0.8 | 8.5 | -1.5 | 4.3 | 5.8 | 4.7 | 00 | 77 | 96 | C 0 | S 2 | C 0 | 10¹ | 2¹ | 0 | — | ⌐³ n-9a, ≡ n-11a45 |
| 16 | 19.4 | 17.2 | 17.4 | -1.6 | 14.2 | 2.8 | 14.8 | -3.0 | 4.1 | 5.9 | 5.3 | 00 | 50 | 95 | C 0 | S 2 | C 0 | 10ᶜ | 0 | 0 | 0.4 | ⌐³ n-8a, ≡² MN-7 |
| 17 | 18.0 | 19.0 | 19.6 | 1.2 | 16.8 | 4.4 | 17.5 | -1.5 | 4.2 | 5.5 | 5.9 | 83 | 40 | 94 | C 0 | W 1 | S 1 | 0 | 0 | 0 | 0.2 | ⌐² 1 |
| 18 | 18.8 | 17.4 | 17.9 | 0.8 | 19.6 | 5.4 | 21.0 | -0.1 | 4.7 | 6.2 | 6.3 | 96 | 36 | 94 | C 0 | NW 1 | C 0 | 1⁰ | 0 | 0 | — | ⌐¹ 1, ≡⁰ 7a10-9a, ⌐ |
| 19 | 17.0 | 16.8 | 17.1 | 0.6 | 17.6 | 3.4 | 18.5 | -0.2 | 4.5 | 6.5 | 5.5 | 93 | 43 | 94 | C 0 | WSW 2 | C 0 | 1⁰ | 1⁰ | 1⁰ | — | ⌐¹ 1, ⌓ 3 |
| 20 | 15.3 | **13.4** | 15.7 | 1.8 | 17.0 | 6.1 | 17.4 | 0.5 | 5.0 | 7.7 | 6.9 | 97 | 53 | 97 | C 0 | C 0 | S 2 | 4¹ | 9¹ | 9¹ | — | ⌐⁰ 1, ≡⁰ 7a30-9a, 5 |
| 21 | 16.1 | 16.4 | 18.5 | 6.0 | 8.6 | 4.5 | 9.0 | 4.0 | 6.8 | 6.8 | 5.8 | 97 | 81 | 93 | N 1 | S 2 | C 0 | 10¹ | 9⁰ | 7¹ | — | ≡⁰ 1, ⌓⁰ 3; ⌔ 8p30 |
| 22 | 17.8 | 16.8 | 18.2 | 3.6 | 12.8 | 7.2 | 14.5 | 2.5 | 5.8 | 7.2 | 7.2 | 98 | 65 | 95 | C 0 | W 1 | C 0 | 9¹ | 5¹ | 5⁰ | — | ≡⁰ 1, ⌓ 3 |
| 23 | 20.1 | 21.3 | 23.1 | 6.8 | 13.8 | 8.0 | 14.5 | 6.5 | 7.2 | 6.9 | 6.1 | 97 | 59 | 76 | C 0 | W 2 | C 0 | 10¹ | 7² | 9¹ | 0.1 | △ ch 3a20-3a30, ‖ ⁰ a |
| 24 | 23.2 | 23.0 | 23.3 | 7.6 | 12.8 | 9.8 | 13.5 | 5.8 | 6.5 | 6.7 | 7.4 | 83 | 62 | 82 | WSW 1 | ESE 1 | C 0 | 10⁰ | 10⁰ | 10⁰ | 0.0 | ● gt 10a, a interv 1 |
| 25 | 21.8 | 19.5 | 20.2 | 8.0 | 17.0 | 10.0 | 18.5 | 4.0 | 7.4 | 7.6 | 8.5 | 92 | 53 | 93 | C 0 | SE 2 | C 0 | 9⁰ | 5⁰ | 9⁰ | — | ≡⁰ 1, ⌓⁰ 3 |
| 26 | 19.7 | 19.2 | 20.0 | 8.6 | 15.2 | 4.8 | 16.0 | 4.0 | 8.1 | 6.9 | 4.9 | 97 | 54 | 75 | E 1 | SE 1 | C 0 | 10¹ | 4¹ | 0 | — | ≡⁰ 1, ⌓⁰ 3 |
| 27 | 19.3 | 18.1 | 18.1 | 1.6 | 17.2 | 7.5 | 18.5 | 0.8 | 5.0 | 6.2 | 5.8 | 96 | 43 | 74 | C 0 | C 0 | C 0 | 3⁰ | 0 | 0 | — | ⌐¹ 1, ⌓ 3; ∞⁰ 2 |
| 28 | 16.9 | 15.2 | 16.6 | 2.4 | 22.0 | 8.6 | **23.0** | 2.0 | 5.1 | 7.9 | 7.3 | 94 | 40 | 87 | E 1 | S 2 | C 0 | 1⁰ | 1⁰ | 0 | — | ⌐⁰ 1, ⌓ 3 |
| 29 | 14.9 | 14.8 | 15.7 | 3.0 | 15.4 | 6.6 | 15.5 | 2.0 | 5.6 | **8.3** | 7.1 | 98 | 64 | 97 | C 0 | SW 2 | C 0 | 1⁰ | 5⁰ | 10⁰ | — | ≡¹ 6p-MN |
| 30 | 17.2 | 17.0 | 18.8 | 6.8 | 8.0 | 8.6 | 8.7 | 5.2 | 7.3 | 7.5 | 7.3 | 99 | 94 | 86 | C 0 | WSW 2 | SW 2 | 10¹ | 10¹ | 10¹ | 0.2 | ≡¹ MN-10a; ▭⁰ en la |
| 31 | 18.8 | 21.0 | 22.5 | 7.8 | 13.4 | 5.2 | 13.6 | 5.0 | 6.7 | 6.3 | 6.2 | 85 | 55 | 94 | W 1 | NW 2 | C 0 | 10¹ | 8¹ | 0 | — | ≡¹ hor 1 |
| Pro. Mit. | 18.3 | 17.7 | 18.6 | 2.8 | 14.3 | 5.8 | 15.1 | 1.6 | 5.4 | 6.7 | 6.3 | 95 | 57 | 90 | 0.3 | 1.3 | 0.3 | 6.0 | 4.4 | 4.4 | 2.6 | |

**SAN FERNANDO** (H = 335 m) **JULIO 1912** φ = 34° 35′ S λ = 71° 04′ W $C_g$ = −

| | | | | | | | | | | | | | | | | | | | | | | |
|---|---|---|---|---|---|---|---|---|---|---|---|---|---|---|---|---|---|---|---|---|---|---|
| 1 | **40.9** | 39.4 | 39.3 | -1.9 | 2.4 | 0.0 | 5.4 | -2.3 | 3.9 | 4.9 | 4.3 | 98 | 89 | 94 | S 2 | S 2 | C 0 | 10 | 0 | 0 | — | ⌐ |
| 2 | 37.5 | 34.8 | 34.7 | -1.6 | 7.2 | 1.5 | 10.5 | -2.1 | 4.0 | 5.6 | 4.8 | 99 | 74 | 94 | SW 4 | SE 4 | C 0 | 10 | 0 | 0 | — | ⌐ |
| 3 | 34.0 | 31.8 | 32.5 | 2.3 | 13.8 | 2.8 | **17.5** | 1.0 | 5.1 | 8.3 | 5.6 | 94 | 71 | 00 | SW 3 | S 1 | SE 2 | 0 | 0 | 0 | — | ⌐ |
| 4 | 32.8 | 30.7 | 30.5 | 2.5 | 9.5 | 7.4 | 12.4 | 0.8 | 5.5 | 7.4 | 7.7 | 00 | 86 | 00 | E 2 | C 0 | C 0 | 10 | 9 | 10 | — | ⌐, ≡ |
| 5 | 29.6 | 31.8 | 35.2 | 7.7 | 9.4 | 8.0 | 12.0 | 6.3 | 7.9 | 8.6 | 8.0 | 00 | 98 | 00 | C 0 | NE 2 | C 0 | 10 | 10 | 10 | — | ⌓ an |
| 6 | 37.7 | 38.7 | 39.5 | 6.7 | 11.8 | 7.5 | 15.9 | 6.2 | 7.3 | 9.1 | 7.7 | 00 | 88 | 00 | C 0 | SW 2 | C 0 | 10 | 6 | 0 | — | ⌓ an, ≡ |
| 7 | 37.5 | 32.1 | 33.3 | 4.5 | 10.0 | 5.0 | 13.5 | 3.6 | 6.3 | 7.3 | 6.3 | 00 | 80 | 97 | SW 3 | SW 3 | SE 3 | 10 | 0 | 0 | — | ⌓ an |
| 8 | 32.9 | 31.5 | 32.3 | 2.8 | 13.3 | 3.7 | 16.0 | 1.9 | 5.6 | 8.8 | 6.0 | 00 | 77 | 00 | SE 2 | SW 2 | C 0 | 0 | 4 | 0 | — | ⌓ an |
| 9 | 33.2 | 32.2 | 32.4 | 3.9 | 9.7 | 5.0 | 13.4 | 0.9 | 6.1 | 8.0 | 6.5 | 00 | 89 | 00 | C 0 | SW 3 | SE 2 | 8 | 3 | 10 | — | ⌓ an |
| 10 | 32.8 | 32.6 | 33.4 | 5.7 | 7.8 | 6.2 | 10.0 | 4.7 | 6.9 | 7.5 | 6.9 | 00 | 94 | 97 | SW 1 | SW 2 | C 0 | 10 | 10 | 10 | — | ⌓ an |
| 11 | 32.5 | 32.0 | 33.0 | 4.4 | 6.6 | 3.2 | 10.3 | 3.0 | 5.8 | 6.4 | 5.8 | 93 | 88 | 00 | SW 1 | SW 3 | SE 2 | 10 | 7 | 0 | — | ⌓ an |
| 12 | 34.3 | 34.3 | 35.2 | -0.4 | 9.1 | 3.6 | 12.5 | -1.9 | 4.4 | 7.2 | 5.9 | 00 | 84 | 00 | SE 1 | SW 2 | SE 1 | 10 | 0 | 10 | — | ⌐, ≡ a |
| 13 | 33.8 | 31.3 | 32.8 | 1.1 | 3.8 | 0.0 | 6.5 | 0.0 | 5.0 | 5.7 | 4.6 | 00 | 95 | 00 | SW 3 | SW 2 | SE 1 | 10 | 10 | 0 | — | ≡ a |
| 14 | 35.7 | 35.6 | 36.3 | 1.0 | 2.8 | 0.2 | 5.4 | 0.2 | 4.9 | 5.4 | 4.7 | 00 | 96 | 00 | SE 1 | SW 3 | SE 1 | 10 | 10 | 0 | — | ⌐ |
| 15 | 33.5 | 33.7 | 35.5 | 0.3 | 3.9 | 1.0 | 8.7 | 0.0 | 4.5 | 5.2 | 4.9 | 96 | 85 | 00 | SE 2 | NE 1 | SE 1 | 10 | 4 | 0 | — | ⌐ |
| 16 | 35.7 | 33.5 | 33.1 | -1.9 | 10.9 | 3.2 | 14.0 | **-4.0** | **3.7** | 6.0 | 5.8 | 94 | 62 | 00 | C 0 | SE 2 | C 0 | 0 | 0 | 0 | — | ⌐ |
| 17 | 33.4 | 32.0 | 32.0 | -1.0 | 11.3 | 4.3 | 14.0 | -2.1 | 4.1 | 7.3 | 5.9 | 97 | 73 | 96 | C 0 | SW 2 | SW 1 | 0 | 0 | 0 | — | ⌐ |
| 18 | 33.8 | 33.5 | 34.3 | 3.7 | 14.0 | 4.0 | 17.0 | -1.8 | 5.5 | 7.0 | 5.8 | 92 | 50 | 95 | SW 2 | SW 2 | SE 2 | 10 | 0 | 0 | — | ⌐, ≡ a |
| 19 | 33.8 | 32.7 | 32.9 | -0.1 | 10.3 | 3.4 | 13.5 | -1.5 | 4.4 | 7.0 | 5.4 | 99 | 75 | 93 | SE 1 | C 0 | C 0 | 10 | 0 | 10 | — | ⌐, ≡ 1 y 3 |
| 20 | 31.3 | **29.8** | 32.2 | 0.3 | 9.7 | 5.2 | 12.8 | -0.2 | 4.7 | 7.8 | 6.6 | 00 | 87 | 00 | SE 1 | SW 2 | C 0 | 10 | 10 | 10 | — | ⌐, ≡ a |
| 21 | 31.4 | 31.4 | 33.6 | 4.9 | 8.2 | 5.2 | 10.5 | 3.2 | 6.5 | 7.3 | 6.6 | 00 | 91 | 00 | NE 3 | S 1 | C 0 | 10 | 8 | 10 | — | ● 9p-MN; ⌓an |
| 22 | 33.8 | 32.6 | 33.7 | 6.1 | 12.4 | 8.0 | 15.5 | 4.4 | 7.0 | 8.7 | 8.0 | 00 | 82 | 00 | SW 1 | SW 1 | C 0 | 8 | 8 | 10 | **5.5** | ● MN-5a |
| 23 | 36.0 | 36.8 | 38.3 | 7.9 | 12.9 | 9.8 | 16.0 | 5.5 | 8.0 | 7.3 | 8.1 | 00 | 66 | 89 | NE 2 | SW 2 | E 1 | 8 | 8 | 10 | — | ⌓ an |
| 24 | 39.3 | 38.7 | 38.6 | 7.8 | 12.0 | 8.5 | 14.6 | 6.7 | 7.5 | 7.5 | 7.7 | 94 | 96 | 80 | N 2 | NW 2 | SW 1 | 10 | 10 | 10 | — | ● 7a10-3p |
| 25 | 37.7 | 36.3 | 36.4 | 8.7 | 12.8 | 9.5 | 15.8 | 8.3 | 8.4 | **9.2** | 8.3 | 00 | 85 | 90 | C 0 | S 2 | SW 2 | 10 | 10 | 10 | 4.4 | ⌓ an |
| 26 | 36.6 | 36.5 | 37.1 | 5.9 | 10.6 | 6.2 | 13.6 | 5.4 | 7.0 | 6.0 | 7.1 | 00 | 63 | 00 | SW 4 | SW 4 | SW 4 | 10 | 0 | 0 | — | ⌓ an |
| 27 | 36.0 | 34.5 | 34.6 | 2.3 | 11.4 | 7.0 | 14.0 | 0.8 | 5.0 | 7.1 | 7.5 | 93 | 90 | 70 | SW 4 | SW 4 | C 0 | 0 | 0 | 0 | — | ⌓ an |
| 28 | 33.9 | 30.9 | 32.5 | 2.2 | 8.9 | 6.7 | 11.8 | 2.0 | 5.4 | 6.9 | 7.3 | 00 | 81 | 00 | SW 4 | SW 4 | C 0 | 10 | 0 | 0 | — | ≡ a, ⌓ an |
| 29 | 31.2 | 30.8 | 31.5 | 3.4 | 13.6 | 7.2 | 16.0 | 0.4 | 5.8 | 8.5 | 7.6 | 00 | 73 | 00 | SE 2 | SW 2 | SW 2 | 0 | 0 | 10 | — | ⌐ an |
| 30 | 32.5 | 32.4 | 34.4 | 7.6 | 10.0 | 7.4 | 12.3 | 5.8 | 7.8 | 8.6 | 7.2 | 00 | 87 | 70 | C 0 | N 1 | NE 2 | 10 | 10 | 9 | — | ⌓ an |
| 31 | 35.0 | 36.1 | 38.9 | 8.4 | 12.9 | 8.7 | 16.0 | 5.5 | 8.2 | 7.9 | 8.4 | 00 | 72 | 00 | NE 2 | NW 4 | C 0 | 10 | 9 | 0 | — | ⌓ an |
| Pro. Mit. | 34.5 | 33.6 | 34.5 | 3.4 | 9.8 | 5.1 | 12.8 | 2.0 | 5.9 | 7.3 | 6.5 | 98 | 82 | 96 | 1.7 | 2.2 | 0.9 | 7.9 | 4.7 | 4.5 | 9.9 | |

Barómetro reducido a 0°C y a gravedad normal.

Barometer reduciert auf 0°C und Normalsc

(1) ⌔ 11p30; ▭ 11p30 S; ⊠. (2) amarillos n. (3) bes 9p30-MN color blanquecino.

**TIAGO** (H=520 m) **JULIO 1912** φ = 33° 27′ S λ = 70° 42′ W $h_a$ = 11.1 m

| p. a la temp. Tem. Freien. C° | Velocidad del viento Windgeschwindigkeit m/minuto | | | km | | | | | Nubes (clase y dirección) Wolken (Art und Richtung) | | | Agua caída Niederschlag mm | | | Evaporación Verdunstung mm | | | |
|---|---|---|---|---|---|---|---|---|---|---|---|---|---|---|---|---|---|---|
| x. Min. | 7a | 2p | 9p | 9p-7a | 7a-2p | 2p-9p | 7a-7a | k/1h | 7a | 2p | 9p | 7a | 2p | 9p | 7a | 2p | 9p | 7a-7a |
| 6 -6.0 | 0 | 68 | 28 | 16.8 | 25.7 | 16.8 | 74.4 | 3.1 | str S | str S | | 0.7 | — | — | 0.1 | 0.2 | 0.2 | 0.3 |
| 0 -4.0 | 49 | 0 | 20 | 28.1 | 27.4 | 17.1 | 70.6 | 2.9 | | | str S | — | — | — | 0.0 | 0.7 | 0.4 | 0.4 |
| 0 -2.0 | 42 | 49 | 0 | 34.1 | 26.4 | 23.5 | 78.6 | 3.3 | | str SW | | — | — | — | 0.1 | 1.0 | 0.4 | 1.2 |
| 0 -1.0 | 56 | 49 | 42 | 13.0 | 18.8 | 24.8 | 62.9 | 2.6 | ci NW | str-cu W, ci-str N | str NW | — | — | 0.0 | 0.0 | 0.7 | 0.4 | 1.4 |
| 5 4.0 | 28 | 109 | 0 | 18.8 | 29.3 | 25.8 | 62.4 | 2.6 | str | str [W | fr-ni | — | — | — | 0.0 | 0.3 | 0.0 | 1.1 |
| 5 5.0 | 0 | 42 | 0 | 23.5 | 23.9 | 26.6 | 78.6 | 3.3 | str-cu NW | cu E | str-cu NW | — | — | — | 0.1 | 0.6 | 0.2 | 0.4 |
| 5 -0.5 | 0 | 0 | 0 | 14.1 | 23.9 | 25.2 | 64.6 | 2.7 | str S y SW | | str S | — | — | — | 0.0 | 0.7 | 0.2 | 0.8 |
| 0 -1.0 | 49 | 70 | 0 | 12.8 | 28.3 | 23.8 | 61.9 | 2.6 | str, ci-str NW | ci, ci-str NW | | — | — | — | 0.0 | 1.0 | 0.5 | 0.9 |
| 0 -0.6 | 0 | 110 | 63 | 12.3 | 34.4 | 27.5 | 64.4 | 2.7 | str S, ci-str W | ci, ci-str NW, ci (1) | str S | — | — | — | 0.1 | 0.4 | 0.4 | **1.6** |
| 5 0.0 | 71 | 97 | 42 | 28.1 | 28.9 | 31.4 | 90.0 | 3.8 | a-str NW y W | a-str W | a-str, str-cu | — | — | — | 0.0 | 0.2 | 0.1 | 0.8 |
| 5 -1.0 | 15 | 0 | 0 | 6.8 | 15.5 | 19.2 | 67.1 | 2.8 | str S | str-cu, ci-str NW | str S | — | — | — | 0.0 | 0.3 | 0.0 | 0.3 |
| 0 -1.0 | 0 | 71 | 14 | 6.6 | 24.5 | 43.6 | **41.3** | **1.7** | str S | str | str | 0.1 | — | 0.1 | 0.0 | 0.0 | 0.0 | 0.3 |
| 5 0.0 | 14 | 128 | 0 | 7.1 | 26.4 | 31.7 | 75.2 | 3.1 | str S | ci-str NW | str | 0.2 | — | — | 0.0 | 0.6 | 0.3 | **0.0** |
| 5 -2.4 | 20 | 128 | 0 | 11.6 | 28.3 | 48.6 | 69.7 | 2.9 | str S | | str | — | — | — | 0.1 | 0.2 | 0.2 | 1.0 |
| 5 -3.5 | 0 | 147 | 0 | 10.5 | 27.1 | 45.4 | 87.4 | 3.6 | str | ci-cu NW | | — | — | — | 0.0 | 0.0 | 0.2 | 0.4 |
| 6 -4.5 | 0 | 117 | 0 | 7.5 | 30.3 | 49.3 | 80.0 | 3.3 | str | | | 0.4 | — | — | 0.0 | 0.7 | 0.3 | 0.2 |
| 0 -2.9 | 0 | 91 | 56 | 7.8 | 26.5 | 39.1 | 87.4 | 3.6 | | | | 0.2 | — | — | 0.1 | 0.7 | 0.3 | 1.1 |
| 0 -2.5 | 14 | 49 | 0 | 11.6 | 25.1 | 27.5 | 77.2 | 3.2 | str S | | | — | — | — | 0.0 | 0.4 | 0.5 | 1.0 |
| 5 -2.5 | 21 | 133 | 0 | 12.3 | 32.1 | 36.7 | 64.9 | 2.7 | str S | ci-str S | | — | — | — | 0.1 | 0.5 | 0.1 | 1.0 |
| 5 -0.6 | 0 | 0 | 151 | 11.6 | 20.9 | 52.0 | 80.4 | 3.4 | ci-str NW | a-str | a-str | — | — | — | 0.1 | 0.5 | 0.3 | 0.7 |
| 0 2.8 | 48 | 159 | 24 | 15.9 | 23.7 | 33.8 | 88.8 | 3.7 | str | str-cu W | str-cu NW | — | — | — | 0.1 | 0.1 | 0.1 | 0.9 |
| 7 1.0 | 0 | 49 | 0 | 11.3 | 18.4 | 36.8 | 68.8 | 2.9 | str-cu | cu, str-cu NW | str-cu NW | — | — | — | 0.0 | 0.4 | 0.2 | 0.2 |
| 0 4.5 | 0 | 164 | 14 | 10.6 | 33.1 | 51.8 | 65.8 | 2.7 | cu-ni, ni | cu W, str-cu | fr-cu NW | 0.1 | — | — | 0.0 | 0.3 | 0.3 | 0.6 |
| 5 4.0 | 56 | 102 | 0 | 14.4 | 30.4 | 49.6 | 99.3 | 4.1 | str | str | str | 0.0 | — | — | 0.1 | 0.2 | 0.4 | 0.7 |
| 2 6.0 | 0 | 112 | 14 | 10.2 | 20.6 | 42.7 | 90.2 | 3.8 | a-str | fr-cu, ci-str W | fr-cu W | — | — | — | 0.0 | 0.3 | 0.8 | 0.6 |
| 0 2.0 | 90 | 63 | 0 | 9.2 | 25.8 | 55.9 | 72.5 | 3.0 | str | fr-cu W | | — | — | — | 0.0 | 0.5 | 0.5 | 1.1 |
| 0 -1.5 | 14 | 21 | 0 | 11.6 | 28.9 | 34.1 | 93.3 | 3.9 | ci-str, str | | | — | — | — | 0.1 | 1.1 | 0.3 | 1.1 |
| 5 -0.3 | 49 | 102 | 0 | 13.0 | 24.5 | 34.0 | 76.0 | 3.2 | str NW | str-cu W | | — | — | — | 0.1 | 0.2 | 0.7 | 1.5 |
| 0 0.0 | 0 | 124 | 0 | 11.3 | 47.8 | 60.6 | 69.8 | 2.9 | str al S | ci NW | str | — | — | — | 0.1 | 0.6 | 0.2 | 1.0 |
| 5 4.5 | 0 | 119 | 102 | 15.8 | 21.8 | 35.8 | **124.2** | **5.2** | str | str | str | 0.2 | — | — | 0.0 | 0.0 | 0.1 | 0.8 |
| 0 2.5 | 56 | **172** | 21 | 8.0 | 16.8 | 23.3 | 65.6 | 2.7 | str | cu-ni W, str-cu | | — | — | — | 0.0 | 0.5 | 0.2 | 0.1 |
| 0 0.0 | 22 | 85 | 19 | 13.7 | 26.3 | 35.3 | 75.9 | 3.2 | | | | 1.9 | — | 0.1 | 1.3 | 13.9 | 8.8 | 23.5 |

**N FERNANDO** (H=335 m) **JULIO 1912** φ = 34° 35′ S λ = 71° 04′ W $h_a$ = —

| | | | | | | | | | | | | | | | | | | |
|---|---|---|---|---|---|---|---|---|---|---|---|---|---|---|---|---|---|---|
| | | | | | | | | | | | | — | — | — | | | | |
| | | | | | | | | | | | | — | — | — | | | | |
| | | | | | | | | | | | | — | — | — | | | | |

**TALCA** (H = 100 m) **JULIO 1912** φ = 35° 25′ S λ = 71° 47′ W C

| Día / Tag | Barómetro Barometer 700 mm + 7a | 2p | 9p | Temperatura del aire Lufttemperatur C° 7a | 2p | 9p | Max. | Min. | Humedad absoluta Absolute Feuchtigkeit mm 7a | 2p | 9p | Humedad relativa Relative Feuchtigkeit % 7a | 2p | 9p | Dirección y fuerza del viento Richtung und Stärke des Windes 0—12 B. 7a | 2p | 9p | Nebulosidad Bewölkung 0—10 7a | 2p | 9p | Agua caída Niederschlag mm 7a-7a | Notas Bemerkung |
|---|---|---|---|---|---|---|---|---|---|---|---|---|---|---|---|---|---|---|---|---|---|---|
| 1 | **64.7** | 62.7 | 62.6 | 0.8 | 7.6 | 3.2 | 8.5 | -2.5 | 4.5 | 4.9 | 4.7 | 93 | 62 | 81 | C 0 | S 2 | S 1 | 4¹ | 4¹ | 0 | — | ⌐² |
| 2 | 60.9 | 57.4 | 57.1 | -0.2 | 12.5 | 6.3 | 14.0 | -1.5 | 4.2 | 6.2 | 5.9 | 93 | 57 | 82 | N 1 | S 2 | S 3 | 3¹ | 3¹ | 2 | — | ⌐² |
| 3 | 58.1 | 54.8 | 54.3 | 4.2 | 12.6 | 4.0 | 13.0 | 0.0 | 5.6 | 7.0 | 5.7 | 91 | 64 | 94 | C 0 | C 0 | C 0 | 4¹ | 6¹ | 0 | — | ∈ |
| 4 | 54.7 | 52.5 | 52.5 | 6.8 | 11.2 | 9.6 | 12.0 | 0.0 | 6.3 | 7.7 | 7.3 | 85 | 77 | 82 | C 0 | N 3 | N 1 | 8¹ | 10¹ | 10¹ | — | ↙ N 6p |
| 5 | 52.3 | 54.0 | 57.1 | 4.1 | 10.1 | 9.2 | 11.5 | 3.5 | 6.0 | 9.0 | 8.5 | 99 | 98 | 97 | C 0 | C 0 | NNE 1 | 10¹ | 10¹ | 10¹ | — | ●⁰ 1p; ≡ 1 y 3 |
| 6 | 60.7 | 61.1 | 62.1 | 5.5 | 11.8 | 6.0 | 13.0 | 4.5 | 6.5 | 9.4 | 6.7 | 96 | 91 | 96 | C 0 | C 0 | C 0 | 10¹ | 1 | 0 | 0.1 | ≡¹ 1 |
| 7 | 60.4 | 57.9 | 55.9 | 4.6 | 9.1 | 3.7 | 12.0 | 1.5 | 6.4 | 6.4 | 5.8 | 00 | 75 | 97 | C 0 | C 0 | C 0 | 10¹ | 0 | 0 | — | ≡¹ 1 |
| 8 | 55.4 | 54.4 | 54.8 | 1.2 | 9.7 | 3.6 | 11.0 | 0.0 | 4.8 | 7.5 | 5.5 | 97 | 83 | 92 | C 0 | C 0 | C 0 | 10¹ | 9 | 10¹ | — | ≡ 1 y 3 |
| 9 | 56.0 | 55.2 | 55.1 | 5.8 | 8.2 | 8.6 | 9.0 | 1.0 | 6.7 | 7.6 | 7.6 | 97 | 94 | 91 | C 0 | C 0 | C 0 | 10¹ | 10¹ | 10 | — | ≡¹ 1 |
| 10 | 55.2 | 54.9 | 56.1 | 8.0 | 10.8 | 7.6 | 11.5 | 6.0 | 7.8 | 7.8 | 7.2 | 97 | 80 | 92 | C 0 | SE 1 | C 0 | 10¹ | 10¹ | 10 | — | ⌓² an |
| 11 | 55.7 | 54.5 | 55.6 | 5.1 | 7.2 | 2.9 | 8.5 | 2.5 | 5.9 | 6.2 | 5.3 | 90 | 82 | 94 | S 1 | NE 2 | C 0 | 10¹ | 9¹ | 0 | — | ⌓¹ an |
| 12 | 57.5 | 57.6 | 58.5 | 2.8 | 4.4 | 4.0 | 5.0 | 1.0 | 5.4 | 6.2 | 5.9 | 97 | 62 | 97 | SW 1 | W 1 | N 1 | 10² | 10² | 10² | — | ≡⁰ 3; ⌓¹ |
| 13 | 57.2 | 54.3 | 55.8 | 3.2 | 5.7 | 0.8 | 8.3 | 0.6 | 5.4 | 5.9 | 4.9 | 94 | 86 | 00 | SE 1 | S 2 | C 0 | 10¹ | 4¹ | 0 | 0.0 | ⌓¹ 1 |
| 14 | 58.7 | 58.6 | 59.3 | 3.0 | 4.6 | -0.2 | 6.2 | -1.9 | 5.1 | 5.4 | 4.5 | 90 | 85 | 00 | C 0 | S 1 | C 0 | 10¹ | 9² | 0 | — | ⌐² n; ≡ 10p |
| 15 | 56.9 | 56.2 | 57.8 | 1.8 | 6.1 | 0.5 | 7.4 | -3.3 | 5.0 | 5.2 | 4.6 | 95 | **47** | 96 | C 0 | NW 2 | C 0 | 10¹ | 1¹ | 0 | — | ⌐² |
| 16 | 58.6 | 56.9 | 55.9 | 1.1 | 4.0 | -0.2 | 6.0 | -3.4 | 4.2 | 5.7 | 4.5 | 00 | 94 | 00 | C 0 | C 0 | C 0 | 10¹ | 10¹ | 10¹ | — | ⌐² am, ≡⁰ 7p-9p |
| 17 | 56.5 | 56.7 | 57.7 | 2.6 | 16.2 | 8.0 | 7.0 | **-3.5** | **3.2** | 8.0 | 6.3 | 85 | 58 | 78 | C 0 | C 0 | N 1 | 10¹ | 0 | 0 | — | ⌐², ≡⁰ 1 |
| 18 | 58.3 | 57.0 | 57.0 | 3.9 | 10.7 | 3.7 | 12.0 | 0.9 | 6.0 | 9.5 | 6.0 | 98 | 99 | 00 | C 0 | C 0 | C 0 | 10² | 10² | 10² | — | ≡ 2p; ≡ 7a20, 4 |
| 19 | 56.9 | 55.8 | 55.8 | 2.1 | 4.1 | 3.8 | 7.6 | 1.5 | 5.2 | 5.9 | 5.3 | 97 | 95 | 94 | C 0 | S 1 | C 0 | 10¹ | 10² | 10² | 1.4 | ≡¹ 1, 6p, ≡ 9p1 |
| 20 | 53.9 | **51.2** | 54.2 | 2.2 | 4.6 | 5.4 | 17.0 | 1.6 | 5.2 | 5.2 | 6.1 | 97 | 97 | 93 | C 0 | C 0 | C 0 | 10¹ | 10² | 10¹ | 1.8 | ⌓¹ |
| 21 | 53.2 | 53.1 | 54.6 | 6.4 | 10.2 | 9.1 | 11.0 | 6.0 | 6.5 | 7.8 | 8.4 | 90 | 84 | 98 | N 1 | N 2 | N 4 | 10¹ | 10¹ | 10² | — | ● 2p15; ⌓ 1 |
| 22 | 55.9 | 54.4 | 55.6 | 9.6 | 16.2 | 9.4 | **17.6** | 8.0 | 7.9 | 8.9 | 8.1 | 88 | 64 | 91 | N 1 | C 0 | C 0 | 9¹ | 4¹ | 5 | 16.6 | ⌓⌓ 3 |
| 23 | 57.8 | 58.6 | 60.5 | 6.4 | 13.6 | 11.5 | 15.0 | 5.0 | 6.8 | 7.6 | 8.7 | 95 | 65 | 85 | C 0 | N 2 | N 2 | 10¹ | 10¹ | 10² | — | ●¹ a interv 3p-8p |
| 24 | 61.3 | 60.8 | 60.8 | 9.1 | 10.3 | 10.0 | 12.3 | 8.4 | 8.2 | 8.9 | 9.0 | 95 | 95 | 98 | N 1 | C 0 | N 1 | 10² | 10² | 10² | **24.5** | ● 7a-MN |
| 25 | 59.5 | 58.1 | 58.9 | 11.2 | 13.5 | 9.9 | 14.0 | 9.0 | 8.9 | **10.0** | 8.9 | 90 | 86 | 98 | C 0 | NW 1 | C 0 | 10² | 10² | 10¹ | 21.5 | ≡ 2p;≡ 4p y 9p. ( |
| 26 | 60.5 | 59.9 | 60.6 | 5.7 | 11.9 | 7.1 | 12.5 | 4.0 | 5.6 | 6.1 | 5.6 | 82 | 58 | 74 | C 0 | S 2 | S 2 | 0 | 2¹ | 1¹ | 1.6 | a florecer alguno |
| 27 | 59.9 | 57.2 | 57.3 | 4.3 | 14.3 | 8.7 | 15.5 | 0.6 | 5.4 | 5.9 | 5.7 | 87 | 49 | 68 | S 1 | S 2 | S 1 | 2 | 0 | 0 | — | ⌐¹ |
| 28 | 56.8 | 54.5 | 54.6 | 4.9 | 13.9 | 9.2 | 15.3 | 3.4 | 6.1 | 7.5 | 6.5 | 94 | 63 | 75 | C 0 | S 2 | C 0 | 3¹ | 0 | 0 | — | ⌐⁰ |
| 29 | 53.6 | 52.2 | 53.3 | 1.5 | 15.0 | 10.8 | 17.0 | 0.8 | 4.6 | 8.0 | 7.8 | 90 | 63 | 80 | C 0 | N 1 | N 1 | 7¹ | 2⁰ | 10² | — | ⌐⁰ |
| 30 | 54.8 | 54.3 | 55.7 | 9.7 | 11.7 | 11.0 | 13.2 | 8.5 | 8.0 | 8.3 | 8.2 | 89 | 81 | 84 | C 0 | N 2 | N 1 | 10² | 10² | 10² | — | |
| 31 | 56.7 | 58.0 | 61.3 | 10.1 | 12.0 | 9.4 | 14.0 | 8.6 | 8.3 | 9.3 | 7.7 | 89 | 89 | 88 | N 1 | N 1 | N 1 | 10² | 10² | 8¹ | — | ● ch 0p25, ●⁰ |
| Pro. Mit. | 57.4 | 56.3 | 57.0 | 4.8 | 10.1 | 6.3 | 11.5 | 2.3 | 6.0 | 7.3 | 6.5 | 93 | 77 | 90 | 0.3 | 1.0 | 0.7 | 8.4 | 6.6 | 5.7 | 67.5 | |

**PUNTA CARRANZA** (H = 30 m) **JULIO 1912** φ = 35° 36′ S λ = 72° 38′ W $C_g$ =

| | | | | | | | | | | | | | | | | | | | | | | |
|---|---|---|---|---|---|---|---|---|---|---|---|---|---|---|---|---|---|---|---|---|---|---|
| 1 | **68.8** | 67.4 | 66.8 | 3.0 | 10.0 | 6.8 | 10.7 | **1.0** | 4.5 | 5.5 | **3.8** | 79 | 60 | 52 | SE | SW | SW | 0 | 0 | 0 | — | ⌐² an |
| 2 | 64.8 | 62.1 | 61.5 | 7.0 | 12.0 | 11.0 | 12.8 | 4.3 | 5.3 | 6.8 | 8.3 | 71 | 65 | 85 | S | SW | SW | 0 | 8⁰ | 4⁰ | — | ⌓¹ an; ∞¹ t |
| 3 | 61.4 | 59.5 | 59.1 | 8.0 | 11.2 | 10.6 | 11.8 | 6.0 | 5.8 | 7.7 | 8.3 | 72 | 78 | 89 | S | SW | SW | 0 | 4⁰ | 1 | — | ⌓² an |
| 4 | 59.2 | 57.2 | 57.2 | 10.2 | 11.6 | 10.0 | 11.8 | 7.7 | 7.8 | 8.0 | 8.0 | 84 | 79 | 87 | NNE | NNE | NE | 10¹ | 10¹ | 9⁰ | — | ≡ᵛ 5p30; ⌓² an |
| 5 | 57.4 | 58.3 | 61.3 | 10.0 | 11.0 | 10.0 | 11.3 | 8.5 | 8.0 | 8.8 | 8.0 | 87 | 90 | 87 | NNE | NNE | NE | 10¹ | 10¹ | 3⁰ | 0.2 | ≡ᵗ 6a30; ≡ 10a-4 |
| 6 | 63.2 | 65.3 | 66.7 | 9.0 | 11.0 | 9.8 | 12.8 | 7.0 | 7.4 | 6.2 | 7.6 | 87 | 63 | 84 | NNE | E | SSE | 10¹ | 6² | 0 | — | ⌓¹ an |
| 7 | 64.5 | 62.5 | 60.6 | 10.0 | 15.0 | 9.0 | **16.0** | 2.0 | 6.8 | 7.4 | 7.4 | 74 | 58 | 87 | SE | W | S | 0 | 0 | 0 | — | ⌐¹ an |
| 8 | 60.2 | 59.6 | 59.2 | 9.0 | 11.0 | 11.0 | **16.0** | 6.0 | 6.3 | 8.6 | 8.6 | 73 | 87 | 87 | S | S | SSW | 4² | 6² | 0 | — | ⌓¹ an |
| 9 | 60.4 | 59.6 | 59.4 | 9.0 | 12.0 | 11.6 | 12.5 | 6.7 | 7.4 | 6.8 | 8.7 | 87 | 65 | 86 | SE | SW | S | 4² | 10¹ | 0 | — | ⌓¹ an; ∞⁰ 6p |
| 10 | 59.6 | 59.2 | 60.6 | 9.2 | 12.0 | 10.0 | 13.3 | 6.5 | 8.4 | 8.0 | 7.7 | **98** | 76 | 84 | S | S | S | 10² | 4¹ | 0 | — | ≡² 2a10 |
| 11 | 60.6 | 59.2 | 59.9 | 7.0 | 10.4 | 8.0 | 11.0 | 4.8 | 5.3 | 7.7 | 6.9 | 71 | 82 | 86 | SE | SW | S | 0 | 0 | 0 | — | ⌐¹ an |
| 12 | 62.5 | 61.2 | 62.3 | 7.0 | 10.8 | 7.2 | 12.0 | 4.5 | 5.3 | 7.5 | 5.6 | 71 | 77 | 74 | S | SE | SE | 0 | 0 | 0 | — | ⌐¹ an |
| 13 | 61.5 | 58.6 | 60.0 | 5.6 | 9.8 | 9.8 | 10.2 | 3.8 | 5.1 | 6.7 | 7.3 | 75 | 74 | 82 | SSE | SW | SW | 0 | 0 | 0 | — | ⌐¹ an; ∞ MD, ∞ |
| 14 | 62.8 | 63.0 | 63.6 | 5.0 | 9.2 | 6.4 | 10.4 | 2.5 | 4.5 | 6.2 | 6.1 | 69 | 71 | 86 | S | SE | SE | 0 | 0 | 0 | — | ⌐² an |
| 15 | 60.9 | 60.7 | 62.3 | 5.0 | 10.0 | 6.0 | 12.0 | 2.0 | 5.5 | 6.8 | 5.9 | 84 | 74 | 85 | SSE | NNE | E | 0 | 0 | 0 | — | ⌐² an |
| 16 | 62.9 | 61.6 | 62.2 | 4.0 | 10.0 | 9.0 | 12.0 | 3.0 | 5.1 | 8.0 | 7.4 | 84 | 87 | 87 | SSE | S | S | 0 | 0 | 0 | — | ⌐¹ an |
| 17 | 62.5 | 62.4 | 62.5 | 5.0 | 11.0 | 10.0 | 11.8 | 2.5 | 5.5 | 7.4 | 7.7 | 84 | 75 | 84 | S | SW | NNE | 4¹ | 10¹ | 10¹ | — | ⌓¹ an |
| 18 | 62.4 | 61.4 | 61.4 | 9.0 | 8.4 | 8.2 | 10.2 | 6.0 | 6.3 | 6.9 | 7.0 | 75 | 84 | 87 | E | SW | SW | 10² | 10¹ | 10¹ | — | ≡¹ 2a-10a |
| 19 | 60.8 | 60.7 | 60.2 | 8.0 | 9.2 | 7.6 | 9.3 | 5.5 | 5.8 | 6.2 | 6.3 | 72 | 71 | 80 | E | NW | SE | 10¹ | 10⁰ | 10¹ | — | ⌓¹ an |
| 20 | 59.8 | **56.5** | 57.2 | 7.0 | 9.0 | 9.6 | 10.2 | 5.6 | 6.4 | 6.5 | 7.0 | 85 | 76 | 79 | SE | N | NE | 10⁰ | 10⁰ | 10¹ | — | |
| 21 | 56.2 | **56.5** | 58.2 | 10.0 | 11.0 | 10.8 | 12.0 | 8.0 | 8.2 | 8.8 | 8.9 | 89 | 90 | 93 | NE | NE | NE | 10¹ | 10² | 10¹ | 0.8 | ●⁰ 5a20-MN |
| 22 | 60.3 | 59.5 | 60.4 | 11.0 | 12.8 | 10.2 | 12.9 | 9.0 | 8.6 | **9.7** | 8.1 | 87 | 89 | 87 | NE | NNE | NNE | 10⁰ | 2⁰ | 4⁰ | **15.0** | ●¹ ch MN-1a30 |
| 23 | 60.4 | 63.1 | 64.7 | 9.0 | 11.6 | 10.8 | 12.0 | 6.5 | 7.4 | 9.2 | 8.7 | 87 | 91 | 90 | NE | NNE | SW | 0 | 10² | 10² | — | ●⁰ 2p10-10p; ⌓² a |
| 24 | 60.5 | 59.5 | 60.2 | 10.8 | 10.8 | 10.0 | 11.0 | 4.2 | 7.7 | 7.5 | 8.9 | 81 | 77 | 98 | N | N | N | 10² | 10² | 10² | **15.0** | ●² 2a, ●² ch; ≡² |
| 25 | 63.2 | 63.5 | 64.4 | 12.0 | 11.0 | 10.2 | 12.0 | 9.0 | 9.2 | 5.3 | 8.8 | 89 | **54** | 95 | NE | W | SW | 10² | 10² | 2⁰ | 14.5 | ●² 2a30-3p; ≡² 3p |
| 26 | 61.0 | 64.5 | 65.2 | 11.0 | 11.8 | 8.0 | 12.0 | 4.0 | 7.4 | 6.9 | 5.4 | 75 | 67 | 67 | S | SW | SW | 0 | 0 | 0 | 4.4 | ⌐⁰ an |
| 27 | 65.3 | 62.5 | 62.2 | 7.0 | 11.0 | 11.0 | 12.0 | 4.0 | 5.3 | 7.4 | 8.6 | 71 | 75 | 87 | S | SW | SW | 0 | 4⁰ | 0 | — | |
| 28 | 60.6 | 59.2 | 58.4 | 7.0 | 13.8 | 11.8 | 15.0 | 6.8 | 6.4 | 9.6 | 8.1 | 85 | 82 | 78 | S | SW | SW | 0 | 0 | 0 | — | ∞¹ am |
| 29 | 58.6 | 58.3 | 56.8 | 10.0 | 11.4 | 11.4 | 12.2 | 6.0 | 8.2 | 8.6 | 8.3 | 89 | 86 | 83 | NE | NE | NNE | 5⁰ | 5⁰ | 10¹ | — | ⌓² an |
| 30 | 59.2 | 58.3 | 59.3 | 11.0 | 11.8 | 11.4 | 12.5 | 9.0 | 8.6 | 8.1 | 9.1 | 87 | 78 | 91 | NE | N | NE | 10⁰ | 10⁰ | 10¹ | — | ●⁰ 2p15-MN |
| 31 | 63.6 | 62.9 | 63.3 | 10.6 | 11.6 | 11.0 | 12.5 | 9.0 | 8.8 | 9.4 | 9.3 | 93 | 94 | 95 | SSW | N | N | 10⁰ | 10¹ | 10⁰ | 6.0 | ●¹ MN-11a10, ● |
| Pro. Mit. | 61.5 | 60.8 | 61.2 | 8.3 | 11.1 | 9.6 | 12.1 | 5.5 | 6.7 | 7.6 | 7.6 | 81 | 77 | 85 | | | | 4.7 | 5.5 | 4.0 | 55.9 | |

Barómetro reducido a 0°C y a gravedad normal.

Barometer reduciert auf 0°C und Nor

A (H = 100 m) **JULIO 1912** φ = 35° 25′ S λ = 71° 47′ W $h_a$ = 2.9 m

| p. a la mp. mp. reien. c° Min. | Velocidad del viento Windgeschwindigkeit m/minuto 7a | 2p | 9p | km 9p-7a | 7a-2p | 2p-9p | 7a-7a | k/1h | Nubes (clase y dirección) Wolken (Art und Richtung) 7a | 2p | 9p | Agua caída Niederschlag mm 7a | 2p | 9p | Evaporación Verdunstung mm 7a | 2p | 9p | 7a-7a |
|---|---|---|---|---|---|---|---|---|---|---|---|---|---|---|---|---|---|---|
| 3 4.5 | 0 | 75 | 100 | 12.7 | 33.3 | 22.7 | 60.6 | 2.5 | a-cu S | a cu S | | — | — | — | 0.2 | 0.2 | 0.6 | 0.7 |
| 3 2.5 | 35 | 77 | 96 | 3.6 | 43.6 | 5.9 | 59.6 | 2.5 | ci-cu SW | ci S | ci S | — | — | — | 0.0 | 1.0 | 0.4 | 0.8 |
| 0 -0.2 | 0 | 0 | 0 | 20.3 | 10.0 | 18.0 | 69.8 | 2.5 | ci-cu NW | ci-cu NW | | — | — | — | 0.2 | 0.3 | 0.0 | 1.6 |
| 3 -1.0 | 0 | 110 | 30 | 1.9 | 42.5 | 1.0 | 29.9 | 1.2 | a-str N | a-str N | a-str N | — | — | — | 0.0 | 0.2 | 0.3 | 0.3 |
| 0 3.0 | 0 | 0 | 65 | 9.9 | 5.2 | 3.4 | 53.4 | 2.2 | str | a-str N | str | — | 0.0 | 0.0 | 0.1 | 0.0 | 0.0 | 0.6 |
| 0 4.0 | 0 | 0 | 0 | 3.6 | 8.3 | 2.2 | 12.2 | 0.5 | str | ci SE | | 0.1 | — | — | 0.0 | 0.0 | 0.0 | 0.0 |
| 3 1.0 | 0 | 0 | 0 | 2.9 | 10.5 | 0.6 | 13.4 | 0.6 | str | | | — | — | — | 0.0 | 0.1 | 0.2 | 0.0 |
| 0 -1.0 | 0 | 0 | 0 | 13.6 | 6.3 | 0.2 | 24.7 | 1.0 | str | a-str SSW | | — | — | — | 0.0 | 0.0 | 0.3 | 0.3 |
| 3 0.5 | 0 | 0 | 0 | 0.8 | 5.6 | 3.9 | **7.3** | **0.3** | str | a-str | a-str | — | — | — | 0.0 | 0.1 | 0.0 | 0.3 |
| 0 5.5 | 0 | 45 | 0 | 2.8 | 7.6 | 5.8 | 12.3 | 0.5 | a-str NW | a-str S | a-str | — | — | — | 0.0 | 0.2 | 0.2 | 0.1 |
| 0 1.0 | 60 | 80 | 0 | 20.0 | 34.4 | 16.4 | 33.4 | 1.4 | a-str SW | a-str W | | — | — | — | 0.2 | 0.2 | 0.2 | 0.6 |
| 3 0.4 | 35 | 21 | 30 | 11.2 | 9.7 | 11.5 | 62.0 | 2.6 | a-cu S | a-cu S | a-cu | — | — | — | 0.0 | 0.0 | 0.0 | 0.4 |
| 0 -0.8 | 35 | 66 | 0 | 33.0 | 39.3 | 19.3 | 54.2 | 2.3 | a-str S | fr-cu S | | 0.0 | — | — | 0.0 | 0.0 | 0.3 | 0.0 |
| 3 -3.5 | 0 | 25 | 0 | 7.0 | 37.0 | 5.6 | 65.6 | 2.7 | a-str SW | a-cu S | | — | — | — | 0.1 | 0.2 | 0.1 | 0.4 |
| 2 -4.0 | 0 | 100 | 0 | 2.0 | 15.2 | 19.5 | 44.6 | 1.9 | a-str SW | cu S | | — | — | — | 0.0 | 0.0 | 0.2 | 0.3 |
| 0 **-4.5** | 0 | 0 | 0 | 2.9 | 1.9 | 1.8 | 37.6 | 1.6 | str | a-str SE | a-str | — | — | — | 0.1 | 0.0 | 0.0 | 0.3 |
| 3 -3.8 | 0 | 0 | 35 | 12.6 | 6.9 | 16.6 | 16.3 | 0.7 | str | | | — | — | — | 0.1 | 0 2 | 0.4 | 0.1 |
| 0 0.9 | 0 | 0 | 0 | 9.9 | 2.0 | 11.6 | 33.4 | 1.4 | fr-cu N | cu-ni NW | cu-ni | 0.0 | 0.0 | 0.0 | 0.0 | 0.0 | 0.0 | 0.6 |
| 0 0.5 | 0 | 27 | 0 | 21.7 | 10.9 | 8.1 | 35.3 | 1.5 | a-str SW | a-str SW | a-str | 1.4 | — | — | 0.0 | 0.0 | 0.0 | 0.0 |
| 3 1.6 | 0 | 0 | 0 | 10.0 | 4.7 | 11.4 | 29.0 | 1.2 | a-str SE | a-cu SE | a-cu | 1.8 | — | — | 0.0 | 0.0 | 0.1 | 0.0 |
| 0 4.0 | 65 | 145 | **290** | 33.4 | 32.8 | 41.3 | 49.5 | 2.1 | a-str NW | a-str NE | a-str | — | — | 0.0 | 0.2 | 0.1 | 0.0 | 0.3 |
| 8 7.6 | 45 | 0 | 0 | 89.7 | 1.0 | 7.0 | 163.8 | 6.8 | cu-ni NW | fr-cu NW | fr-cu N | 16.6 | — | — | 0.6 | 0.4 | 0.4 | 0.7 |
| 0 3.0 | 0 | 120 | 166 | 8.2 | 27.7 | 31.9 | 16.2 | 0.7 | a-str NW | cu-ni NW | cu-ni NW | — | — | 0.0 | 0.0 | 0.2 | 0.5 | 0.8 |
| 0 8.0 | 30 | 21 | 27 | 51.6 | 42.1 | 13.8 | 111.2 | 4.6 | cu-ni N | cu-ni NW | cu-ni NW | 24.5 | 5.9 | 2.8 | 0.2 | 0.2 | 0.0 | 0.9 |
| 0 8.7 | 0 | 40 | 0 | 28.9 | 22.0 | 15.1 | 84.8 | 3.5 | cu-ni N | cu-ni NW | cu-ni NW | 12.8 | — | 1.6 | 0.0 | 0.2 | 0.0 | 0.2 |
| 0 2.5 | 0 | 120 | 120 | 8.3 | 43.2 | 43.3 | 45.4 | 1.9 | | ci-cu SE | ci SE | 0.0 | — | — | 0.2 | 0.5 | 0.8 | 0.4 |
| 8 -0.8 | 60 | 122 | 67 | 23.8 | 28.4 | 30.2 | 110.3 | 4.6 | ci-cu S | | | — | — | — | 0.1 | 0.7 | 0.8 | 1.4 |
| 5 2.4 | 0 | 107 | 0 | 19.3 | 40.7 | 25.3 | 77.9 | 3.2 | ci-cu S | | | — | — | — | 0.2 | 0.6 | 0.3 | **1.7** |
| 3 -1.7 | 0 | 47 | 35 | 6.0 | 17.7 | 58.8 | 72.0 | 3.0 | a-cu SW | ci W | | — | — | — | 0.1 | 0.4 | 0.5 | 1.0 |
| 6 8.2 | 0 | 118 | 67 | 29.9 | 57.6 | 48.0 | 106.4 | 4.4 | cu-ni N | cu-ni NW | cu-ni | — | — | — | 0.3 | 0.6 | 0.6 | 1.2 |
| 6 7.6 | 78 | 60 | 45 | 38.7 | 52.9 | 19.7 | **144.3** | **6.0** | cu-ni N | cu-ni NW | cu-ni | — | 0.0 | 2.2 | 0.3 | 0.4 | 0.3 | 1.5 |
| 0 1.4 | 14 | 49 | 38 | 17.4 | 22.6 | 16.8 | 56.0 | 2.3 | | | | 57.2 | 5.9 | 6.6 | 3.2 | 7.0 | 7.5 | 17.5 |

**TA CARRANZA** (H = 30 m) **JULIO 1912** φ = 35° 36′ S λ = 72° 38′ W $h_a$ = 2 m

| | | | | | | | | | | | | | | | | | | |
|---|---|---|---|---|---|---|---|---|---|---|---|---|---|---|---|---|---|---|
| | | | | 150.0 | 220.0 | 340.0 | 650.0 | 27.1 | | | | | | | | | | |
| | | | | 425.0 | 125.0 | 340.0 | 985.0 | 41.0 | | | str-ci | | | | | | | |
| | | | | 450.0 | 55.0 | 220.0 | 915.0 | 38.1 | | ci | str | | | | | | | |
| | | | | 300.0 | 400.0 | 20.0 | 575.0 | 24.0 | ni | str-cu | cu-ni | | | | | | | |
| | | | | 175.0 | 250.0 | 325.0 | 595.0 | 24.8 | str-cu | fr-ni | str | | | | | | | |
| | | | | 430.0 | 10.0 | 50.0 | 1005.0 | 41.9 | cu-ni | ci-cu | | | | | | | | |
| | | | | 130.0 | 230.0 | 330.0 | **190.0** | **7.9** | | | | | | | | | | |
| | | | | 60.0 | 230.0 | 400.0 | 620.0 | 25.8 | str-cu | ci-str | | | | | | | | |
| | | | | 460.0 | 30.0 | 160.0 | 1090.0 | 45.4 | str-cu | cu-ni | | | | | | | | |
| | | | | 300.0 | 370.0 | 55.0 | 490.0 | 20.4 | ni | ci-cu | | | | | | | | |
| | | | | 155.0 | 235.0 | 330.0 | 580.0 | 24.2 | | | | | | | | | | |
| | | | | 410.0 | 480.0 | 60.0 | 975.0 | 40.6 | | | | | | | | | | |
| | | | | 150.0 | 275.0 | 25.0 | 690.0 | 28.8 | | | | | | | | | | |
| | | | | 185.0 | 255.0 | 400.0 | 485.0 | 20.2 | | | | | | | | | | |
| | | | | 470.0 | 5.0 | 85.0 | **1125.0** | **46.9** | | | | | | | | | | |
| | | | | 160.0 | 260.0 | 370.0 | 250.0 | 10.4 | | | | | | | | | | |
| | | | | 275.0 | 20.0 | 120.0 | 905.0 | 37.7 | | str-cu | cu-ni | | | | | | | |
| | | | | 180.0 | 225.0 | 260.0 | 320.0 | 13.3 | cu-ni | str-cu, ni | str-cu, ni | | | | | | | |
| | | | | 300.0 | 325.0 | 350.0 | 785.0 | 32.7 | str-cu, ni | str-cu, ni | str-cu, ni | | | | | | | |
| | | | | 390.0 | 470.0 | 80.0 | 1065.0 | 44.4 | str-cu, ni | str-cu, ni | str-cu, ni | | | | | | | |
| | | | | 325.0 | 35.0 | 250.0 | 875.0 | 36.5 | ni | ni | ni | | | | | | | |
| | | | | 440.0 | 30.0 | 75.0 | 725.0 | 30.2 | str-cu, ni | str-cu | str-cu | | | | | | | |
| | | | | 120.0 | 225.0 | 285.0 | 225.0 | 9.4 | | ni | ni | | | | | | | |
| | | | | 385.0 | 80.0 | 280.0 | 895.0 | 37.3 | ni | ni | ni | | | | | | | |
| | | | | 450.0 | 480.0 | 15.0 | 810.0 | 33.8 | ni | ni | str | | | | | | | |
| | | | | 185.0 | 280.0 | 450.0 | 680.0 | 28.3 | | | | | | | | | | |
| | | | | 50.0 | 185.0 | 450.0 | 780.0 | 32.5 | | ci-cu | | | | | | | | |
| | | | | 60.0 | 200.0 | 350.0 | 695.0 | 29.0 | | | | | | | | | | |
| | | | | 385.0 | 480.0 | 80.0 | 935.0 | 39.0 | str-cu | cu, str-cu | ni | | | | | | | |
| | | | | 275.0 | 455.0 | 175.0 | 835.0 | 34.8 | cu-ni | cu-ni | cu-ni | | | | | | | |
| | | | | 375.0 | 385.0 | 35.0 | 1005.0 | 41.9 | ni | ni | ni | | | | | | | |
| | | | | 277.5 | 235.6 | 218.2 | 734.0 | 30.6 | | | | | | | | | | |

Observaciones se efectuaron según hora oficial de Chile (75° de long.)

Alle Beobachtungen nach chilenischer Einheitszeit (75° Länge).

**PUNTA TUMBES** (H = 90 m) **JULIO 1912** φ = 36° 36′ S λ = 73° 06′ W $C_g$ =

| Día Tag | Barómetro Barometer 700 mm + 7a | 2p | 9p | Temperatura del aire Lufttemperatur C° 7a | 2p | 9p | Max. | Min. | Humedad absoluta Absolute Feuchtigkeit mm 7a | 2p | 9p | Humedad relativa Relative Feuchtigkeit % 7a | 2p | 9p | Dirección y fuerza del viento Richtung und Stärke des Windes 0—12 B 7a | 2p | 9p | Nebulosidad Bewölkung 0—10 7a | 2p | 9p | Agua caída Niederschlag mm 7a-7a | Notas Bemerkungen |
|---|---|---|---|---|---|---|---|---|---|---|---|---|---|---|---|---|---|---|---|---|---|---|
| 1 | **64.1** | 63.8 | 63.7 | 4.4 | 9.8 | 5.6 | 10.3 | **1.4** | 5.1 | 6.5 | 6.0 | 82 | 71 | 88 | SE 2 | SE 2 | SE 2 | 1⁰ | 1¹ | 0 | | ⊽ 9p |
| 2 | 61.4 | 59.0 | 57.9 | 7.2 | 12.9 | 9.0 | 12.9 | 3.6 | 5.2 | 8.9 | 7.8 | 69 | 81 | 92 | S 1 | SW 4 | S 3 | 1⁰ | 5¹ | 6¹ | | ⊽ 9p |
| 3 | 56.9 | 60.5 | 54.0 | 8.0 | 10.1 | 9.6 | 11.2 | 6.3 | 7.2 | 8.7 | 8.7 | 90 | 95 | 98 | S 2 | W 2 | SW 2 | 6¹ | 10² | 10² | | |
| 4 | 53.2 | 61.0 | 51.4 | 10.0 | 10.0 | 10.0 | 10.4 | 8.0 | 9.2 | 9.2 | 9.2 | 00 | 00 | 00 | N 3 | N 5 | N 5 | 10¹ | 10² | 10² | | ●¹ gt 7p30; ≡ 3a30-7 |
| 5 | 51.7 | 53.3 | 55.9 | 9.8 | 11.4 | 10.5 | 11.8 | 9.0 | 9.0 | 10.1 | 9.2 | 00 | 00 | 98 | N 1 | N 3 | N 3 | 3² | 9¹ | 1¹ | | |
| 6 | 58.9 | 61.1 | 62.7 | 10.4 | 12.8 | 9.8 | 13.0 | 9.0 | 9.2 | **10.5** | 8.8 | 98 | 96 | 98 | N 3 | N 3 | S 3 | 10² | 9¹ | 1¹ | | ●¹ 5a25-7a15 |
| 7 | 60.8 | 58.1 | 56.2 | 9.0 | 11.8 | 9.6 | 13.4 | 6.5 | 8.1 | 8.9 | 8.2 | 95 | 87 | 92 | SSE 3 | SW 5 | S 5 | 1¹ | 0 | 0 | | |
| 8 | 55.1 | 54.3 | 55.0 | 8.9 | 12.0 | 9.8 | 12.4 | 7.4 | 8.2 | 9.7 | 9.0 | 96 | 94 | 00 | SW 4 | W 6 | SW 3 | 9¹ | 5¹ | 10⁰ | | ≡ 7p-MN |
| 9 | 56.2 | 55.0 | 55.5 | 9.0 | 11.6 | 10.8 | 11.6 | 9.0 | 8.6 | 9.9 | 9.6 | 00 | 98 | 00 | S 1 | S 2 | SW 4 | 10¹ | 10¹ | 10¹ | | ≡ MN-3a, 6a-10a, 2p- |
| 10 | 55.7 | 54.6 | 56.7 | 9.2 | 12.0 | 8.3 | 12.4 | 7.6 | 8.7 | 9.7 | 7.4 | 00 | 94 | 91 | SSE 2 | SW 5 | S 2 | 10¹ | 0 | 0 | | ≡ MN-7a30 |
| 11 | 56.2 | 54.0 | 55.2 | 5.4 | 11.6 | 9.4 | 11.8 | 4.8 | 6.5 | 8.6 | 7.9 | 97 | 85 | 89 | SSE 2 | SW 4 | S 3 | 2¹ | 0 | 0 | | |
| 12 | 57.4 | 57.0 | 58.3 | 6.8 | 11.0 | 7.7 | 11.0 | 4.4 | 7.0 | 8.3 | 7.7 | 94 | 85 | 99 | S 1 | S 2 | S 4 | 1¹ | 0 | 0 | | |
| 13 | 57.2 | 55.0 | 56.3 | 5.0 | 9.4 | 6.6 | 9.4 | 3.2 | 6.5 | 7.5 | 7.1 | 00 | 87 | 98 | S 3 | SW 3 | S 3 | 1¹ | 9¹ | 1² | | ≡ 7a-8a30, ⌓ |
| 14 | 59.0 | 58.9 | 59.6 | 5.2 | 10.3 | 7.0 | 10.3 | 3.8 | 6.0 | 7.7 | 6.9 | 90 | 82 | 92 | SE 3 | E 2 | S 2 | 1¹ | 0 | 0 | | ⌓ |
| 15 | 55.8 | 55.3 | 57.7 | 7.0 | 15.0 | 9.6 | 15.0 | 5.0 | 5.8 | 9.4 | 8.4 | 77 | 74 | 95 | SW 3 | SW 3 | S 3 | 0 | 0 | 0 | | |
| 16 | 58.4 | 57.5 | 54.4 | 6.8 | 10.2 | 12.4 | 12.4 | 5.6 | 6.5 | 8.4 | 6.8 | 88 | 91 | 63 | S 3 | SW 3 | S 2 | 0 | 2¹ | 0 | | |
| 17 | 56.1 | 56.9 | 58.4 | 15.6 | 12.4 | 10.3 | **17.5** | 8.7 | 6.5 | 9.5 | 8.9 | 49 | 89 | 95 | SE 5 | NE 3 | N 1 | 0 | 0 | 10¹ | | |
| 18 | 58.6 | 57.3 | 57.2 | 8.9 | 9.0 | 9.0 | 10.5 | 6.7 | 6.7 | 7.6 | 7.4 | 78 | 89 | 87 | N 3 | NE 3 | NE 3 | 10² | 10² | 10² | | |
| 19 | 58.0 | 55.4 | 55.1 | 7.8 | 8.0 | 8.2 | 11.6 | 6.7 | 6.9 | 7.1 | 7.2 | 88 | 89 | 89 | NE 1 | NE 1 | N 1 | 10² | 10² | 10² | | |
| 20 | 54.2 | **50.3** | 50.6 | 8.0 | 9.0 | 14.8 | 14.8 | 7.0 | 7.3 | 8.1 | 5.6 | 92 | 95 | **45** | N 1 | NE 2 | N 6 | 10² | 10² | 10² | | |
| 21 | 51.4 | 51.4 | 52.2 | 10.0 | 10.9 | 10.4 | 11.0 | 9.0 | 9.2 | 8 6 | 9.4 | 00 | 89 | 00 | N 6 | NE 6 | N 6 | 10² | 10² | 10² | | ●¹ ch 10a-30, ●¹ 4p- |
| 22 | 54.8 | 54.7 | 55.9 | 10.0 | 12.3 | 10.6 | 13.6 | 8.4 | 8.7 | 9.5 | 9.3 | 95 | 90 | 98 | NE 2 | NE 2 | NE 1 | 8¹ | 6¹ | 10² | | ●¹ MN-3a |
| 23 | 56.9 | 57.8 | 59.3 | 9.7 | 10.2 | 10.0 | 11.0 | 8.5 | 9.0 | 9.0 | 8.7 | 00 | 97 | 95 | NE 3 | NW 4 | NW 4 | 9⁰ | 10² | 10¹ | | ●¹ gt 8a-30, ‖ 6p |
| 24 | 58.6 | 58.1 | 58.6 | 9.2 | 10.2 | 10.8 | 10.8 | 8.0 | 8.2 | 9.3 | 9.4 | 95 | 00 | 98 | N 5 | N 6 | N 5 | 10² | 10² | 10² | | ●¹ MN-5a y MD-MN |
| 25 | 58.8 | 57.9 | 60.7 | 11.2 | 10.8 | 9.4 | 11.6 | 8.4 | 9.9 | 9.6 | 7.5 | 00 | 00 | 87 | WNW 7 | SW 4 | SW 3 | 10² | 9¹ | 0 | | ●¹ MN-5a30; ≡¹ 5a3 |
| 26 | 61.7 | 61.6 | 61.7 | 6.8 | 11.4 | 8.4 | 11.8 | 5.4 | 5.9 | 10.1 | 6.0 | 80 | 00 | 73 | SSE 2 | WNW 2 | SW 2 | 1¹ | 1¹ | 1¹ | | |
| 27 | 60.6 | 58.5 | 58.8 | 7.6 | 11.6 | 9.6 | 11.7 | 4.8 | 5.4 | 8.2 | 7.7 | 69 | 80 | 87 | S 3 | S 3 | S 3 | 1¹ | 1¹ | 0 | | ∞ 1 |
| 28 | 58.0 | 55.7 | 55.6 | 6.3 | 11.0 | 10.0 | 14.4 | 4.8 | 5.8 | 8.3 | 5.4 | 81 | 85 | 58 | S 2 | S 3 | S 1 | 2⁰ | 1⁰ | 1⁰ | | |
| 29 | 53.1 | 52.8 | 53.7 | 9.8 | 12.2 | 10.9 | 15.0 | 8.5 | **4.7** | 8.8 | 8.6 | 52 | 84 | 89 | SE 1 | NE 3 | NE 3 | 1¹ | 10² | 10² | | |
| 30 | 50.5 | 54.1 | 55.3 | 10.5 | 11.3 | 10.9 | 14.0 | 8.3 | 8.9 | 8.6 | 9.2 | 94 | 87 | 96 | NE 4 | NE 5 | NE 5 | 10¹ | 10¹ | 10¹ | | |
| 31 | 56.8 | 58.5 | 60.7 | 10.7 | 8.0 | 9.6 | 13.6 | 8.0 | 9.2 | 8.0 | 7.0 | 97 | 00 | 79 | NE 3 | W 4 | N 3 | 10² | 10² | 9² | | |
| Pro. Mit. | 57.0 | 56.4 | 56.9 | 8.5 | 11.0 | 9.6 | 12.3 | 6.6 | 7.4 | 8.8 | 7.9 | 89 | 90 | 89 | 2.7 | 3.4 | 3.1 | 5 4 | 5.7 | 5.2 | | |

**CONCEPCION** (H = 15 m) **JULIO 1912** φ = 36° 50′ S λ = 73° 03′ W $C_g$ = —

| | | | | | | | | | | | | | | | | | | | | | | |
|---|---|---|---|---|---|---|---|---|---|---|---|---|---|---|---|---|---|---|---|---|---|---|
| 1 | **72.4** | 70.3 | 70.7 | -1.4 | 10.2 | 2.0 | 14.2 | **-2.0** | **3.3** | 5.7 | 4.9 | 79 | 61 | 93 | C 0 | S 1 | C 0 | 4 | 3 | 2 | — | ⌙ an |
| 2 | 68.9 | 65.2 | 65.4 | 1.0 | 14.6 | 4.6 | 18.0 | 0.5 | 4.8 | 5.7 | 5.8 | 97 | 46 | 91 | C 0 | S 3 | C 0 | 0 | 5 | 4 | — | |
| 3 | 64.2 | 62.3 | 66.7 | 1.8 | 11.8 | 6.4 | 13.8 | 0.5 | 5.0 | 7.4 | 6.8 | 97 | 72 | 95 | C 0 | SW 3 | SW 1 | 5 | 5 | 10 | — | ⌙ an |
| 4 | 59.9 | 58.0 | **57.7** | 9.6 | 10.4 | 9.8 | 13.8 | 8.4 | 8.7 | 9.2 | 8.8 | 98 | 98 | 98 | C 0 | N 3 | N 1 | 10 | 10 | 10 | — | ‖ 7a10, ●¹ 10a20-9p |
| 5 | 58.3 | 59.7 | 62.4 | 9.0 | 12.4 | 10.0 | 14.0 | 8.5 | 8.4 | 9.1 | 8.7 | 98 | 85 | 95 | C 0 | N 1 | C 0 | 10 | 10 | 2 | 32.7 | |
| 6 | 65.2 | 66.9 | 68.4 | 10.6 | 13.4 | 8.2 | 15.4 | 8.0 | 8.7 | 9.5 | 7.9 | 91 | 83 | 97 | N 1 | SW 3 | S 1 | 10 | 10 | 0 | 0.0 | ‖ am, ● a interv en |
| 7 | 68.1 | 63.1 | 62.7 | 7.0 | 14.8 | 11.4 | 16.8 | 5.8 | 7.3 | 8.6 | 9.6 | 97 | 68 | 95 | C 0 | S 4 | C 0 | 10 | 1 | 0 | 5.8 | ≡ am |
| 8 | 62.2 | 60.4 | 61.5 | 3.0 | 12.8 | 8.5 | 14.8 | 2.5 | 5.5 | 8.7 | 7.8 | 97 | 79 | 94 | NW 1 | NW 4 | NW 1 | 7 | 8 | 4 | — | ⌙ an |
| 9 | 62.5 | 61.7 | 62.1 | 6.0 | 12.6 | 8.0 | 12.8 | 5.9 | 6.8 | 9.7 | 7.6 | 97 | 89 | 95 | C 0 | S 3 | C 0 | 10 | 10 | 0 | — | ≡ am |
| 10 | 62.3 | 60.7 | 62.0 | 8.2 | 14.8 | 7.0 | 16.0 | 6.5 | 7.9 | 8.6 | 6.5 | 97 | 68 | 87 | N 2 | S 3 | C 0 | 10 | 1 | 0 | — | ≡ am |
| 11 | 65.0 | 60.1 | 61.7 | 4.6 | 13.2 | 4.4 | 16.8 | 3.8 | 6.0 | 6.5 | 5.9 | 94 | 57 | 94 | C 0 | SW 2 | C 0 | 7 | 0 | 0 | — | ⌓ am |
| 12 | 64.1 | 63.0 | 64.5 | 1.1 | 12.2 | 3.8 | 15.0 | 0.5 | 4.9 | 7.9 | 5.8 | 98 | 74 | 97 | C 0 | S 2 | S 1 | 0 | 0 | 0 | — | ⌙ an |
| 13 | 64.5 | 61.3 | 63.1 | 2.4 | 9.8 | 4.8 | 13.0 | 0.8 | 5.3 | 6.1 | 5.7 | 97 | 67 | 88 | C 0 | SW 4 | C 0 | 10 | 8 | 0 | — | ≡ am |
| 14 | 66.1 | 64.7 | 65.3 | 2.6 | 12.0 | 4.2 | 14.8 | 0.2 | 5.0 | 6.4 | 5.6 | 90 | 61 | 91 | C 0 | C 0 | C 0 | 1 | 0 | 0 | — | ⌙ an |
| 15 | 64.2 | 61.6 | 63.2 | -2.0 | 19.0 | 9.2 | 22.0 | **-2.0** | 3.8 | 4.7 | 6.8 | 96 | **29** | 78 | C 0 | S 3 | C 0 | 0 | 0 | 0 | — | ⌙ an |
| 16 | 65.0 | 63.4 | 63.1 | 1.0 | 14.2 | 5.2 | 17.2 | 0.5 | 4.8 | 7.1 | 6.4 | 97 | 59 | 97 | C 0 | S 2 | S 2 | 0 | 1 | 0 | — | ⌙ an |
| 17 | 62.6 | 62.2 | 63.7 | 14.0 | 15.0 | 10.2 | **23.8** | 8.2 | 4.6 | 8.3 | 8.6 | 39 | 65 | 93 | C 0 | NNW 3 | C 0 | 0 | 1 | 4 | — | |
| 18 | 65.1 | 63.8 | 62.7 | 9.0 | 12.2 | 8.8 | 14.2 | 8.4 | 7.5 | 7.9 | 7.8 | 88 | 74 | 92 | C 0 | W 1 | C 0 | 10 | 4 | 8 | — | |
| 19 | 62.8 | 62.6 | 62.3 | 8.0 | 8.0 | 8.0 | 10.8 | 7.2 | 7.4 | 7.0 | 6.8 | 92 | 87 | 85 | C 0 | N 2 | C 0 | 10 | 10 | 10 | — | |
| 20 | 59.5 | 57.9 | 58.3 | 7.4 | 10.0 | 8.8 | 13.0 | 7.0 | 6.7 | 7.7 | 7.6 | 87 | 83 | 90 | N 1 | N 1 | C 0 | 10 | 10 | 10 | — | |
| 21 | 58.7 | 58.0 | 59.1 | 9.4 | 11.8 | 10.2 | 14.8 | 7.8 | 8.2 | 9.4 | 8.4 | 93 | 91 | 91 | N 1 | N 3 | C 0 | 10 | 10 | 10 | 4.0 | ●² 6a40-11p20 |
| 22 | 61.8 | 63.6 | 64.0 | 8.1 | 8.8 | 7.8 | 17.8 | 7.5 | 8.1 | 8.8 | 7.8 | 93 | 66 | 92 | NNW 1 | N 3 | NW 1 | 10 | 8 | 3 | 30.2 | |
| 23 | 64.0 | 65.2 | 65.2 | 8.0 | 11.4 | 9.8 | 14.8 | 8.0 | 7.8 | 9.6 | 8.4 | 97 | 95 | 93 | SW 1 | N 3 | C 0 | 5 | 10 | 10 | — | ≡ am |
| 24 | 65.7 | 65.6 | 66.3 | 9.6 | 11.4 | 10.8 | 13.2 | 8.5 | 8.5 | 9.6 | 9.2 | 95 | 95 | 95 | N 1 | N 4 | N 2 | 10 | 10 | 10 | 15.5 | ●² todo el dia |
| 25 | 64.5 | 65.1 | 67.8 | 11.6 | 12.8 | 8.2 | 15.0 | 8.0 | 10.0 | **10.8** | 6.9 | 98 | 98 | 85 | C 0 | W 1 | C 0 | 10 | 10 | 0 | **63.3** | ●² a interv 0a10-10a |
| 26 | 69.0 | 68.3 | 69.2 | 2.4 | 12.4 | 7.0 | 14.2 | 1.5 | 5.3 | 6.9 | 6.9 | 97 | 64 | 92 | C 0 | SW 2 | C 0 | 0 | 10 | 7 | 5.2 | ⌙ an |
| 27 | 67.9 | 65.7 | 66.2 | 2.6 | 13.8 | 7.8 | 17.2 | 0.2 | 5.2 | 8.2 | 7.1 | 93 | 69 | 90 | C 0 | S 2 | S 1 | 8 | 1 | 1 | — | |
| 28 | 65.8 | 61.5 | 62.2 | 4.2 | 18.2 | 7.2 | 22.0 | 3.4 | 6.0 | 7.4 | 5.8 | 97 | 47 | 76 | C 0 | S 3 | S 1 | 1 | 1 | 0 | — | |
| 29 | 59.6 | 59.3 | 59.6 | 4.8 | 13.6 | 10.8 | 18.8 | 4.6 | 5.3 | 8.7 | 8.8 | 83 | 75 | 91 | S 1 | N 2 | N 3 | 5 | 8 | 0 | — | ⌙ an |
| 30 | 60.4 | 60.0 | 60.8 | 9.8 | 13.0 | 11.6 | 15.0 | 9.4 | 8.4 | 9.5 | 9.5 | 93 | 85 | 93 | N 1 | N 3 | N 2 | 10 | 10 | 10 | 0.0 | ‖ 6a |
| 31 | 62.7 | 63.9 | 67.4 | 10.4 | 11.6 | 8.0 | 14.8 | 6.4 | 9.2 | 9.7 | 7.2 | 98 | 95 | 90 | C 0 | N 2 | C 0 | 10 | 10 | 9 | 3.5 | ● a interv MN-2p |
| Pro. Mit. | 64.0 | 62.8 | 63.7 | 5.9 | 12.7 | 7.8 | 15.7 | 4.7 | 6.6 | 8.1 | 7.3 | 92 | 74 | 91 | 0.4 | 2.5 | 0.5 | 6.5 | 6.0 | 4.0 | 160.2 | |

Barómetro reducido a 0°C y a gravedad normal.

Barometer reduciert auf 0°C und Normalsch

**TUMBES** (H = 90 m) **JULIO 1912** φ = 36° 36′ S λ = 73° 06′ W $h_a$ = —

| Velocidad del viento (Windgeschwindigkeit) m/minuto | | | km | | | | | Nubes (clase y dirección) (Wolken (Art und Richtung)) | | | Agua caída (Niederschlag) mm | | | Evaporación (Verdunstung) mm | | | |
|---|---|---|---|---|---|---|---|---|---|---|---|---|---|---|---|---|---|
| 7a | 2p | 9p | 9p-7a | 7a-2p | 2p-9p | 7a-7a | k/1h | 7a | 2p | 9p | 7a | 2p | 9p | 7a | 2p | 9p | 7a-7a |
| | | | | | | | | str | ci | | | | | | | | |
| | | | | | | | | ci | ci-cu | ci-str | | | | | | | |
| | | | | | | | | ci-str | a-str | a-str | | | | | | | |
| | | | | | | | | str N | fr-ni N | ni N | | | | | | | |
| | | | | | | | | ni W; ci-cu | a-str | str | | | | | | | |
| | | | | | | | | ni N | a-str | str | | | | | | | |
| | | | | | | | | str | | | | | | | | | |
| | | | | | | | | str, ci | ci | str | | | | | | | |
| | | | | | | | | str | str | str | | | | | | | |
| | | | | | | | | str | | | | | | | | | |
| | | | | | | | | fr-str SSE | | | | | | | | | |
| | | | | | | | | str S | | | | | | | | | |
| | | | | | | | | str S | a-str SW | str | | | | | | | |
| | | | | | | | | fr-str | | | | | | | | | |
| | | | | | | | | | str | | | | | | | | |
| | | | | | | | | | | str | | | | | | | |
| | | | | | | | | a-str N | a-str N | a-str N | | | | | | | |
| | | | | | | | | a-str | a-str | a-str | | | | | | | |
| | | | | | | | | ni | ni | ni | | | | | | | |
| | | | | | | | | ni | ni | ni | | | | | | | |
| | | | | | | | | ni NE | ci-str W | a-str NW | | | | | | | |
| | | | | | | | | fr-str NE | cu, fr-ni, fr-str | a-str NW | | | | | | | |
| | | | | | | | | ni | str, ni | ni | | | | | | | |
| | | | | | | | | str SW | fr-str SW | | | | | | | | |
| | | | | | | | | ci | fr-cu S, ci | a-cu SW | | | | | | | |
| | | | | | | | | str | str | | | | | | | | |
| | | | | | | | | ci | ci | ci | | | | | | | |
| | | | | | | | | ci-str | cu | cu-ni | | | | | | | |
| | | | | | | | | a-str | a-str | a-str | | | | | | | |
| | | | | | | | | fr-cu W | a-str | a-str | | | | | | | |

**EPCION** (H = 15 m) **JULIO 1912** φ = 36° 50′ S λ = 73° 03′ W $h_a$ = 15 m

| | | | | | | | | | | | | | | | | | |
|---|---|---|---|---|---|---|---|---|---|---|---|---|---|---|---|---|---|
| 0 | 70 | 0 | 9.9 | 19.4 | 32.8 | 72.9 | 3.0 | a-str | a-str | | — | — | — | 0.1 | 0.7 | 0.5 | 1.7 |
| 0 | 180 | 0 | 12.3 | 15.8 | 60.6 | 64.5 | 2.7 | | a-str | | — | — | — | 0.1 | 1.3 | 0.4 | 1.3 |
| 0 | 185 | 30 | 7.2 | 46.0 | 61.0 | 83.6 | 3.5 | ci-str | ci-str | | — | — | — | 0.1 | 0.6 | 0.3 | 1.8 |
| 20 | 200 | 70 | 18.2 | 51.8 | 38.0 | 125.2 | 5.2 | ni | ni | ni | — | 2.9 | 9.8 | 0.0 | 0 2 | 0.1 | 0.9 |
| 0 | 90 | 0 | 67.4 | 29.3 | 40.0 | 157.2 | 6.6 | ni | ni | ni | 20.0 | — | — | 0.0 | 0.1 | 0.2 | 0.3 |
| 75 | 170 | 90 | 15.0 | 55.2 | 214.8 | 84.3 | 3.5 | ni | cu N | | — | 5.8 | — | 0.0 | 0.2 | 0.0 | 0.3 |
| 0 | 250 | 0 | 15.2 | 14.8 | 63.6 | 285.2 | 11.9 | str | | | — | — | — | 0.0 | 0.5 | 0.3 | 0.2 |
| 75 | **275** | 90 | 22.2 | 54.9 | 78.3 | 100.6 | 4.2 | ci-cu | str | str | — | — | — | 0.1 | 0.3 | 0.3 | 0.9 |
| 0 | 185 | 0 | 35.0 | 29.4 | 50.0 | 168.2 | 7.0 | str | str | | — | — | — | 0.0 | 0.2 | 0.1 | 0.6 |
| 100 | 220 | 0 | 16.1 | 75.8 | 48.4 | 95.5 | 4.0 | str | str | | — | — | — | 0.0 | 0.5 | 0.4 | 0 3 |
| 25 | 150 | 0 | 21.3 | 15.8 | 29.1 | 145.5 | 6.1 | a-str | | | — | — | — | 0.1 | 1.3 | 0.1 | 1.0 |
| 0 | 100 | 70 | 15.8 | 53.1 | 56.8 | **60.7** | **2.5** | | | | — | — | — | 0.0 | 0.4 | 0.1 | 1.4 |
| 0 | 250 | 20 | 9.2 | 31.0 | 45.1 | 119.1 | 5.0 | str | str | | — | — | — | 0.0 | 0.4 | 0.1 | 0.5 |
| 20 | 95 | 0 | 14.4 | 30.2 | 27.8 | 90.5 | 3.8 | a-str | | | — | — | — | 0.0 | 0.9 | 0.3 | 0.5 |
| 0 | 240 | 0 | 12.2 | 58.4 | 40.2 | 70.2 | 2.9 | | | | — | — | — | 0.1 | 1.6 | 0.7 | 1.3 |
| 0 | 150 | 120 | 6.8 | 49.5 | 8.6 | 105.4 | 4.4 | | str | | — | — | — | 0.1 | 2.8 | 0.6 | 2.4 |
| 0 | 170 | 20 | 14.8 | 54.5 | 78.8 | 72.9 | 3.0 | | str | ci-str | — | — | — | 0.1 | 2.2 | 0.7 | 3.5 |
| 0 | 95 | 0 | 31.4 | 31.6 | 48.3 | 164.7 | 6.9 | str | str | str | — | — | — | 0.0 | 0.7 | 0.6 | 2.9 |
| 0 | 120 | 0 | 29.9 | 63.8 | 14.0 | 109.8 | 4.6 | str | cu | str | — | — | — | 0.0 | 0.2 | 0.4 | 1.3 |
| 70 | 90 | 0 | 19.6 | 25.4 | 23.8 | 97.4 | 4.1 | str | str | str | — | — | — | 0.1 | 0.6 | 0.4 | 0.7 |
| 10 | 200 | 0 | 19.0 | 57.1 | 60.6 | 68.2 | 2.8 | ni | ni | ni | 4.0 | 2.4 | 6.8 | 0.0 | 0.2 | 0.1 | 1.0 |
| 35 | 230 | 70 | 13.0 | 56.5 | 63.6 | 130.7 | 5.4 | ni | str | str | 21.0 | — | — | 0.0 | 1.2 | 0.4 | 0.3 |
| 30 | 175 | 0 | 25.1 | 71.4 | 54.3 | 145.2 | 6.0 | str | ni | ni | — | 4.0 | — | 0.0 | 0.1 | 0.0 | 1.6 |
| 75 | 270 | 100 | 19.0 | 69.7 | 62.4 | 144.7 | 6.0 | ni | ni | ni | 11.5 | 9.5 | 17.0 | 0.0 | 0.1 | 0 0 | **0.1** |
| 20 | 90 | 0 | 29.1 | 45.0 | 40.2 | 161.2 | 6.7 | ni | str | | 36.8 | 5.2 | — | 0.0 | 0.1 | 0.1 | **0.1** |
| 0 | 120 | 0 | 8.4 | 46.6 | 53.6 | 93.6 | 3.9 | | ci-cu | str | — | — | — | 0.0 | 0.2 | 0.8 | 0.2 |
| 0 | 120 | 70 | 7.4 | 48.6 | 18.9 | 107.6 | 4.5 | ci-cu | a-str | a-str | — | — | — | 0.1 | 1.1 | 0.4 | 1.1 |
| 0 | 200 | 80 | 11.2 | 43.4 | 46.6 | 78.7 | 3.3 | fr-str | str | | — | — | — | 0.0 | 1.9 | 1.7 | 1.5 |
| 55 | 135 | 190 | 26.9 | 58.6 | 74.2 | 116.9 | 4.9 | a-str | str-cu | | — | — | — | 0.1 | 1.2 | 0.7 | **3.7** |
| 45 | 170 | 100 | 45·5 | 68.6 | 170.4 | 178.3 | 7.4 | ni | ni | ni | — | 0.0 | — | 0.1 | 0.7 | 0.2 | 2.0 |
| 0 | 120 | 0 | 53.4 | 52.6 | 41.8 | **292.4** | **12.2** | ni | ni | ni | 3.5 | 3.2 | 0.6 | 0.0 | 0.0 | 0.2 | 0.9 |
| 21 | 165 | 36 | 21.0 | 45.9 | 56.3 | 122.3 | 5.1 | | | | 96.8 | 33.0 | 34.2 | 1.2 | 22.5 | 11.2 | 36.3 |

observaciones se efectuaron según hora oficial de Chile (75° de long.)

Allen Beobachtungen nach chilenischer Einheitszeit (75° Länge).

**CONTULMO** (H = 50 m) **JULIO 1912** φ = 38° 02′ S λ = 73° 12′ W $C_g$ = —

| Dia / Tag | Barómetro Barometer 700 mm + 7a | 2p | 9p | Temperatura del aire Lufttemperatur C° 7a | 2p | 9p | Max. | Min. | Humedad absoluta Absolute Feuchtigkeit mm 7a | 2p | 9p | Humedad relativa Relative Feuchtigkeit % 7a | 2p | 9p | Dirección y fuerza del viento Richtung und Stärke des Windes 0—12 B 7a | 2p | 9p | Nebulosidad Bewölkung 0—10 7a | 2p | 9p | Agua caída Niederschlag mm 7a - 7a | Notas Bemerkungen |
|---|---|---|---|---|---|---|---|---|---|---|---|---|---|---|---|---|---|---|---|---|---|---|
| 1 | **71.6** | 69.5 | 69.4 | 0.9 | 9.4 | 2.7 | | | 4.1 | 4.8 | 4.5 | 84 | 55 | 80 | SE 4 | E 5 | E 5 | 1 | 2 | 0 | — | ⌊ 1cm |
| 2 | 67.5 | 65.5 | 64.3 | 0.1 | 15.9 | 5.2 | | | 4.2 | 6.2 | 5.8 | 90 | 46 | 87 | S 3 | S 3 | S 4 | 3 | 0 | 2 | — | ⌊ am, ∪ 9p |
| 3 | 62.3 | 60.7 | 59.3 | 0.8 | 13.7 | 8.0 | | | 4.5 | 8.2 | 7.6 | 92 | 70 | 94 | S 3 | SW 3 | W 3 | 3 | 6 | 10 | — | ⌊ am |
| 4 | 57.9 | 54.9 | **51.5** | 7.2 | 12.0 | 8.0 | | | 7.0 | 8.4 | 7.8 | 93 | 82 | 98 | NW 3 | NW 4 | NW 3 | 10 | 10 | 10 | 0.5 | ● 5a10-6a10, 1p40-M |
| 5 | 56.9 | 57.8 | 60.0 | 7.6 | 11.9 | 10.6 | | | 7.6 | 7.7 | 7.4 | 98 | 74 | 77 | NW 2 | NW 4 | NW 3 | 10 | 10 | 10 | 25.2 | ●[1] MN-7a20 |
| 6 | 63.4 | 65.4 | 67.7 | 8.8 | 13.8 | 4.2 | | | 8.3 | 8.2 | 6·1 | 99 | 70 | 98 | NW 2 | W 3 | W 3 | 10 | 8 | 0 | 13.9 | ● 0a55-7a30; ⊕ 0p15 |
| 7 | 66.5 | 63.4 | 62.9 | 1.4 | 15.7 | 3.6 | | | 5.0 | 8.0 | 5.8 | **00** | 60 | 98 | S 3 | S 3 | S 3 | 0 | 0 | 0 | 0.3 | ⌊ am |
| 8 | 61.2 | 59.6 | 60.7 | 2.5 | 15.0 | 9.3 | | | 5.3 | 8.9 | 8.3 | 96 | 70 | 95 | S 3 | W 3 | W 2 | 5 | 7 | 10 | — | ⌊ am |
| 9 | 61.2 | 60.5 | 61.9 | 9.2 | 13.3 | 11.0 | | | 8.4 | **9.9** | 9.3 | 98 | 88 | 95 | SW 3 | SW 3 | SW 2 | 10 | 10 | 10 | 0.8 | ● MN-IIa, ≡ 5p20 |
| 10 | 61.9 | 61.1 | 63.3 | 6.6 | 15.0 | 6.2 | | | 6.1 | 8.3 | 5.8 | 84 | 65 | 82 | S 4 | SE 5 | SE 4 | 0 | 2 | 0 | 1.0 | ⌐ |
| 11 | 63.0 | 61.1 | 62.5 | 4.6 | 15.2 | 4.3 | | | 4.9 | 6.5 | 5.8 | 78 | 51 | 93 | SE 4 | SE 4 | SE 3 | 0 | 0 | 0 | — | ⌊ am |
| 12 | 62.7 | 62.9 | 64.4 | -1.7 | 14.6 | 1.7 | | | **8.8** | 6.9 | 5.2 | 94 | 55 | **00** | SE 3 | SE 4 | SE 2 | 0 | 0 | 0 | — | ⌊ am |
| 13 | 65.1 | 61.4 | 63.1 | -1.4 | 12.2 | 5.3 | | | 4.1 | 6.8 | 5.3 | 98 | 64 | 83 | SE 2 | W 4 | W 4 | 0 | 5 | 3 | — | ⌊ am |
| 14 | 65.0 | 64.4 | 65.8 | 0.4 | 14.6 | 2.7 | | | 4.6 | 7.2 | 5.1 | 96 | 58 | 91 | SE 3 | SE 4 | SE 4 | 2 | 0 | 0 | — | ⌊ am |
| 15 | 64.1 | 62.4 | 63.5 | 5.3 | 13.5 | 6.4 | | | 4.9 | 5.3 | 5.2 | 74 | 46 | 72 | SE 6 | SE 6 | SE 6 | 0 | 0 | 0 | — | ⌊ am |
| 16 | 63.8 | 62.0 | 62.6 | 6.5 | 16.4 | 13.1 | | | 4.2 | 5.3 | 4.8 | 58 | 38 | 43 | SE 6 | SE 5 | SE 5 | 0 | 0 | 0 | — | |
| 17 | 62.3 | 61.1 | 62.2 | 12.3 | 24.2 | 5.4 | | | 4.3 | 7.0 | 5.8 | 40 | **31** | 86 | SE 6 | SE 5 | SE 5 | 0 | 0 | 0 | — | |
| 18 | 63.7 | 62.1 | 62.2 | 3.7 | 9.2 | 5.6 | | | 5.8 | 7.2 | 6.5 | 97 | 83 | 96 | SE 3 | SE 2 | SE 2 | 10 | 6 | 0 | 0.2 | ≡ 3a40-7a |
| 19 | 61.8 | 60.6 | 60.8 | 5.5 | 9.0 | 6.8 | | | 6.0 | 6.5 | 6.5 | 89 | 76 | 88 | SE 3 | SW 3 | SW 3 | 9 | 10 | 10 | — | ⌐ 1 |
| 20 | 58.8 | 55.4 | 55.3 | 5.0 | 9.3 | 6.1 | | | 5.9 | 6.3 | 6.1 | 90 | 72 | 87 | SE 4 | E 4 | E 4 | 2 | 6 | 10 | — | ●[1] 9p10-MN |
| 21 | 53.6 | 56.5 | 57.4 | 6.9 | 11.7 | 9.2 | | | 7.1 | 8.4 | 7.8 | 96 | 83 | 91 | NW 3 | NW 4 | NW 4 | 6 | 6 | 10 | 6.2 | ● 1 interv MN-MN |
| 22 | 60.2 | 60.1 | 61.2 | 7.9 | 15.5 | 6.5 | | | 7.3 | 8.6 | 7.0 | 92 | 65 | 98 | NW 4 | NW 4 | W 3 | 8 | 6 | 2 | 21.2 | ●[1] MN-6a30; ∪ 5p45 |
| 23 | 62.1 | 61.6 | 62.9 | 6.2 | 10.4 | 9.4 | | | 6.7 | 7.8 | 7.4 | 94 | 84 | 86 | SW 2 | SW 4 | SW 4 | 10 | 10 | 10 | — | ●[1] 9a50-MN; ≡[1] 1 |
| 24 | 61.2 | 61.6 | 62.1 | 9.3 | 11.3 | 11.5 | | | 7.8 | 9.1 | 9.7 | 89 | 92 | 97 | NW 4 | NW 4 | NW 4 | 10 | 10 | 10 | 21.3 | ●[2] MN-MN |
| 25 | 61.4 | 62.4 | 66.2 | 11.2 | 12.7 | 6.6 | | | 9.7 | 7.6 | 6.7 | 98 | 70 | 93 | NW 5 | SW 5 | S 4 | 10 | 6 | 3 | **110.6** | ● MN-2p; ∪ 7p30 y 9 |
| 26 | 66.6 | 66.8 | 67.6 | 3.4 | 13.4 | 4.7 | | | 5.4 | 6.7 | 5.8 | 93 | 59 | 90 | S 4 | S 3 | S 4 | 1 | 4 | 8 | 23.1 | ● 7a20-11a50 |
| 27 | 65.5 | 64.6 | 65.3 | 3.0 | 12.0 | 8.7 | | | 5.5 | 7.7 | 7.5 | 96 | 74 | 89 | S 2 | S 3 | SE 4 | 2 | 10 | 4 | 0.4 | ⌐ 1; ∪ 8p30 |
| 28 | 65.9 | 63.4 | 62.9 | 6.8 | 13.8 | 10.2 | | | 5.7 | 5.8 | 5.0 | 77 | 50 | 54 | SE 4 | E 5 | E 6 | 4 | 0 | 0 | — | |
| 29 | 59.0 | 56.9 | 57.9 | 8.9 | 20.6 | 4.9 | | | 3.9 | 6.2 | 6.2 | 46 | 34 | 97 | E 6 | SW 3 | SW 3 | 0 | 2 | 0 | — | ⊕ 4p30 [dos flo |
| 30 | 58.4 | 57.1 | 58.4 | 6.1 | 16.8 | 10.8 | | | 6.3 | 8.2 | 8.9 | 90 | 58 | 93 | E 4 | NW 4 | NW 3 | 2 | 6 | 10 | — | ● 8p30-MN; los aromos |
| 31 | 60.1 | 61.0 | 64.8 | 10.8 | 11.4 | 7.7 | | | 7.8 | 8.4 | 7.1 | 82 | 84 | 90 | NW 4 | W 4 | W 3 | 10 | 10 | 3 | 2.4 | ● MN-2a30, 10a-5p, |
| Pro. Mit. | 62.4 | 61.4 | 62.3 | 5.3 | 13.7 | 7.0 | | | 5.9 | 7.4 | 6.6 | 87 | 65 | 88 | 3.6 | 3.9 | 3.6 | 4.5 | 4.9 | 4.4 | 227.1 | |

**ISLA MOCHA (W)** (H = 20 m) **JULIO 1912** φ = 38° 21′ S λ = 73° 58′ W $C_g$ = —

| | | | | | | | | | | | | | | | | | | | | | | |
|---|---|---|---|---|---|---|---|---|---|---|---|---|---|---|---|---|---|---|---|---|---|---|
| 1 | **70.7** | 68.3 | 67.1 | 6.7 | 11.0 | 8.5 | 13.0 | 5.0 | 5.5 | 8.0 | 6.8 | 76 | 81 | 83 | SE 1 | SE 1 | S 1 | 10[1] | 10[1] | 0 | — | |
| 2 | 68.9 | 67.9 | 68.0 | 5.5 | 8.0 | 6.9 | 13.5 | 3.0 | **4.2** | 5.8 | 5.7 | 62 | 72 | 77 | SE 1 | SE 1 | SE 1 | 8 | 8 | 10 | — | |
| 3 | 64.6 | 62.6 | 60.4 | 9.6 | 11.2 | 9.9 | 13.1 | 5.3 | 6.8 | 9.3 | 7.9 | 76 | 94 | 87 | NE 1 | NW 1 | N 1 | 10[2] | 10[2] | 10[2] | — | ≡ 9a20-MD |
| 4 | 57.3 | 58.6 | 57.5 | 10.5 | 10.8 | 11.0 | 14.0 | 7.0 | 9.0 | 8.9 | 7.4 | 95 | 93 | 75 | N 2 | N 1 | S 1 | 10[2] | 10[2] | 0 | — | ●[1] 9a13-11a20, ●[2] 11a |
| 5 | 58.4 | 58.9 | 60.9 | 11.0 | 11.5 | 12.0 | 13.3 | 6.9 | 6.8 | 8.3 | 9.2 | 69 | 82 | 89 | NW 1 | N 1 | N 2 | 8 | 10[2] | 10[2] | **26.6** | ●[1] ch 2a-5a, ●[0] 9p46 |
| 6 | 66.0 | 68.2 | 70.2 | 8.7 | 11.6 | 8.5 | 14.5 | 7.2 | 7.3 | 8.9 | 7.3 | 87 | 88 | 88 | SW 2 | W 1 | S 1 | 10[0] | 3 | 0 | 2.1 | ●[1] ch 4a-5a; ∪ n |
| 7 | 69.2 | 66.3 | 64.0 | 7.5 | 11.0 | 10.7 | 14.0 | 6.8 | 7.1 | 7.4 | 8.7 | 91 | 75 | 92 | NE 1 | NE 1 | N 1 | 10 | 2 | 0 | — | |
| 8 | 62.9 | 61.7 | 62.3 | 9.9 | 11.0 | 11.5 | 12.0 | 9.0 | 8.3 | 8.6 | 8.3 | 91 | 87 | 82 | NE 1 | N 1 | N 2 | 10[1] | 8 | 10[2] | — | ≡ 4p10-MN |
| 9 | 62.6 | 62.8 | 64.2 | 12.0 | 12.0 | 11.8 | 13.3 | 9.9 | **10.1** | 9.8 | 9.3 | 97 | 55 | 91 | N 1 | SW 1 | S 1 | 10[1] | 10[1] | 10[0] | 3.5 | ≡ MN-10p35 |
| 10 | 64.7 | 64.5 | 66.1 | 11.0 | 10.6 | 9.0 | 14.8 | 7.8 | 8.3 | 7.3 | 8.0 | 85 | 75 | 93 | S 1 | S 2 | S 2 | 7 | 8 | 5 | 0.2 | |
| 11 | 65.6 | 64.5 | 64.1 | 9.5 | 10.0 | 10.0 | 13.0 | 8.5 | 7.6 | 7.5 | 7.8 | 87 | 82 | 86 | S 3 | S 3 | S 2 | 8 | 2 | 5 | — | |
| 12 | 64.7 | 65.6 | 66.7 | 9.8 | 9.2 | 9.0 | 15.1 | 8.3 | 8.0 | 7.5 | 8.0 | 88 | 88 | 93 | S 2 | S 1 | S 2 | 10[1] | 8[2] | 5[1] | — | ≡ 11a30 |
| 13 | 66.3 | 64.1 | 63.3 | 8.0 | 8.7 | 8.5 | 12.3 | 6.5 | 6.9 | 7.1 | 7.7 | 86 | 86 | 93 | SE 1 | SE 1 | S 1 | 8 | 10[2] | 10[1] | — | |
| 14 | 67.4 | 67.8 | 68.7 | 9.0 | 9.0 | 10.0 | 14.0 | 7.3 | 6.9 | 8.0 | 7.6 | 80 | 93 | 83 | S 1 | S 1 | S 2 | 10[0] | 0 | 0 | — | |
| 15 | 66.6 | 65.3 | 65.9 | 10.0 | 9.8 | 9.6 | 13.0 | 7.9 | 6.8 | 7.1 | 7.4 | 74 | 79 | 84 | S 2 | S 2 | S 2 | 3 | 2 | 0 | — | |
| 16 | 66.7 | 65.5 | 64.4 | 9.0 | 10.1 | 11.0 | 14.0 | 8.0 | 8.3 | 9.0 | 8.6 | 97 | 98 | 87 | S 2 | S 1 | S 2 | 0 | 0 | 0 | — | |
| 17 | 62.4 | 64.1 | 64.1 | 18.0 | 14.8 | 13.5 | **21.0** | 10.9 | 5.5 | 7.9 | 8.3 | **86** | 63 | 72 | E 3 | S 1 | N 1 | 4 | 2 | 0 | — | |
| 18 | 65.3 | 64.3 | 64.0 | 10.0 | 9.9 | 9.5 | 14.0 | 8.0 | 8.0 | 7.9 | 7.3 | 87 | 87 | 83 | N 1 | N 1 | N 1 | 10[1] | 10[1] | 10[2] | — | |
| 19 | 63.0 | 62.0 | 61.6 | 8.9 | 9.9 | 9.8 | 13.5 | 8.0 | 7.5 | 7.1 | 7.0 | 88 | 79 | 78 | N 1 | NW 1 | N 1 | 10[2] | 10[1] | 10[1] | — | |
| 20 | 59.1 | 56.4 | **54.9** | 9.3 | 10.2 | 10.0 | 16.0 | 7.9 | 7.4 | 7.8 | 8.0 | 86 | 84 | 87 | NE 1 | N 2 | N 3 | 10[0] | 10[1] | 10[2] | — | ●[1] 8p50-10p10 |
| 21 | 57.3 | 57.2 | 58.3 | 11.9 | 12.0 | 10.1 | 14.5 | 9.6 | 9.2 | 9.2 | 9.0 | 90 | 89 | 98 | N 1 | NE 1 | N 2 | 10[2] | 8[2] | 10[1] | 2.7 | ●[1] 2p35-4p20, ●[2] 4p2 |
| 22 | 61.3 | 62.2 | 63.3 | 10.0 | 11.5 | 11.3 | 15.2 | 8.2 | 8.8 | 9.5 | 9.0 | 96 | 95 | 91 | NE 1 | N 1 | N 1 | 10[2] | 8[2] | 3 | 20.4 | ●[2] 2a40-10a37 |
| 23 | 63.0 | 63.9 | 63.8 | 10.2 | 10.1 | 10.8 | 13.7 | 8.0 | 8.8 | 7.9 | 8.7 | 95 | 86 | 90 | NW 1 | W 1 | N 2 | 10[2] | 10[2] | 10[2] | 1.7 | ●[0] ch 6a20-7a10, ● |
| 24 | 62.2 | 62.9 | 63.3 | 11.2 | 12.0 | 12.2 | 19.0 | 10.0 | 9.7 | **10.1** | 9.7 | 98 | 97 | 93 | N 1 | NW 1 | NW 1 | 10[2] | 10[2] | 10[2] | 25.0 | ● MD-9p20, ≡ 9p20- |
| 25 | 63.0 | 65.1 | 69.0 | 11.9 | 11.7 | 10.0 | 14.7 | 8.0 | 9.9 | 8.1 | 6.9 | 96 | 79 | 75 | N 1 | SW 1 | S 1 | 10[2] | 8[2] | 6[1] | 17.5 | ≡ MN-8a5, ● ch 9a3 |
| 26 | 69.3 | 69.8 | 70.6 | 10.1 | 10.2 | 7.5 | 13.3 | 5.5 | 6.8 | 7.2 | 6.4 | 74 | 77 | 83 | SW 1 | SW 1 | W 1 | 7 | 8[1] | 10[1] | 1.1 | ●[1] ch 8a59 |
| 27 | 67.9 | 66.9 | 68.3 | 9.4 | 10.2 | 10.1 | 15.0 | 9.1 | 8.4 | 9.0 | 9.0 | 96 | 97 | 98 | NW 1 | S 1 | S 2 | 10[2] | 10[2] | 5 | 0.1 | ≡ 9a-10a5, ●[0] 10a5-1 |
| 28 | 69.2 | 67.0 | 65.5 | 9.1 | 9.8 | 11.0 | 18.0 | 8.2 | 7.6 | 7.5 | 7.4 | 89 | 83 | 75 | S 2 | S 3 | S 3 | 2 | 0 | 4 | 2.3 | |
| 29 | 60.9 | 58.8 | 58.0 | 9.9 | 10.9 | 10.0 | 14.6 | 8.0 | 7.0 | 7.5 | 7.8 | 78 | 76 | 86 | S 3 | S 2 | N 2 | 2 | 4 | 8[2] | — | |
| 30 | 59.5 | 58.5 | 58.9 | 11.2 | 11.7 | 11.8 | 13.0 | **0.2** | 8.8 | 9.4 | 9.3 | 89 | 93 | 91 | N 2 | N 3 | N 3 | 10[2] | 10[2] | 10[2] | — | ● ch 9a39-11a50, ≡ 9 |
| 31 | 61.4 | 63.2 | 64.3 | 11.1 | 11.0 | 10.8 | 13.9 | 9.0 | 9.1 | 8.4 | 9.0 | 93 | 87 | 94 | N 2 | N 1 | S 1 | 10[2] | 8[2] | 10[1] | 3.2 | ● ch 5a45; ≡ MN-6a |
| Pro. Mit. | 64.1 | 63.6 | 63.9 | 10.0 | 10.7 | 10.2 | 14.4 | 7.5 | 7.8 | 8.2 | 8.0 | 85 | 85 | 86 | 1.4 | 1.3 | 1.6 | 8.2 | 7.0 | 6.2 | 116.4 | |

Barómetro reducido a 0°C y a gravedad normal.

Barometer reduciert auf 0°C und Normals

(1) 10a35, ● 6p15-MN (2) MN; ≡ 6a10-9p10

**NULMO** (H = 50 m) **JULIO 1912** φ = 38° 02′ S λ = 73° 12′ W $h_a$ = —

| p. a la emp. emp. Freien. C K. Min. | Velocidad del viento Windgeschwindigkeit m/minuto 7a | 2p | 9p | km 9p-7a | 7a-2p | 2p-9p | 7a-7a | k/1h | Nubes (clase y dirección) Wolken (Art und Richtung) 7a | 2p | 9p | Agua caída Niederschlag mm 7a | 2p | 9p | Evaporación Verdunstung mm 7a | 2p | 9p | 7a-7a |
|---|---|---|---|---|---|---|---|---|---|---|---|---|---|---|---|---|---|---|
| | | | | | | | | | a-str SE | a-str E | | — | — | — | | | | |
| | | | | | | | | | a-str S | | str S | — | — | — | | | | |
| | | | | | | | | | str S | fr-str SW | fr-str W | — | — | — | | | | |
| | | | | | | | | | fr-ni NW | ni NW | ni NW | 0.5 | 4.7 | 17.3 | | | | |
| | | | | | | | | | fr-str NW | fr-str NW | fr str NW | 3.2 | 0.1 | — | | | | |
| | | | | | | | | | ni NW | fr-str W | | 13.2 | 0.3 | — | | | | |
| | | | | | | | | | | | | — | — | — | | | | |
| | | | | | | | | | fr-str S | fr-str W | fr-str W | — | — | — | | | | |
| | | | | | | | | | fr-ni SW | fr-str SW | fr-str SW | 0.8 | 0.9 | 0.1 | | | | |
| | | | | | | | | | | fr-str SE | | — | — | — | | | | |
| | | | | | | | | | | | | — | — | — | | | | |
| | | | | | | | | | | | | — | — | — | | | | |
| | | | | | | | | | | a-str W | fr-str W | — | — | — | | | | |
| | | | | | | | | | str SE | | | — | — | — | | | | |
| | | | | | | | | | | | | — | — | — | | | | |
| | | | | | | | | | | | | — | — | — | | | | |
| | | | | | | | | | | | | — | — | — | | | | |
| | | | | | | | | | str | fr-str SE | | 0.2 | — | — | | | | |
| | | | | | | | | | fr-str SE | fr-str SW | fr-str SW | — | — | — | | | | |
| | | | | | | | | | fr-strW | str-cu NW | fr-ni NW | — | — | — | | | | |
| | | | | | | | | | str NW | str-cu NW | ni NW | 6.2 | 1.9 | 6.6 | | | | |
| | | | | | | | | | fr-ni NW | str-cu NW | str W | 12.7 | — | — | | | | |
| | | | | | | | | | str | ni SW | ni SW | — | 5.5 | 0.2 | | | | |
| | | | | | | | | | ni NW | ni NW | ni NW | 15.6 | 9.7 | 41.1 | | | | |
| | | | | | | | | | ni NW | fr-ni SW | fr S | 59.8 | 23.1 | — | | | | |
| | | | | | | | | | str S | fr-str S | a-cu S | — | 0.4 | — | | | | |
| | | | | | | | | | a-cu S | fr-str S | fr-str SE | — | — | — | | | | |
| | | | | | | | | | fr-str SE | | | — | — | — | | | | |
| | | | | | | | | | | a-str SW | | — | — | — | | | | |
| | | | | | | | | | a-str SW | str-cu NW | ni NW | — | — | 0.2 | | | | |
| | | | | | | | | | fr-ni NW | fr-ni W | a-str W | 2.2 | 4.8 | 1.0 | | | | |
| | | | | | | | | | | | | 115.0 | 51.4 | 66.5 | | | | |

**A MOCHA (W)** (H = 20 m) **JULIO 1912** φ = 38° 21′ S λ = 73° 58′ W $h_a$ = —

| | | | | | | | | | | | | | | | | | | |
|---|---|---|---|---|---|---|---|---|---|---|---|---|---|---|---|---|---|---|
| | | | | | | | | | ni | ni | | — | — | — | | | | |
| | | | | | | | | | ci-cu | cu-ni N | | — | — | — | | | | |
| | | | | | | | | | ni | ni | ni | — | — | — | | | | |
| | | | | | | | | | ni | ni | | — | 23.9 | 2.6 | | | | |
| | | | | | | | | | str | ni | ni | 0.1 | — | — | | | | |
| | | | | | | | | | ni | cu E | | 2.1 | — | — | | | | |
| | | | | | | | | | ni | cu | | — | — | — | | | | |
| | | | | | | | | | ni | ci S | ni | — | — | 0.1 | | | | |
| | | | | | | | | | ni | ni | ni | 3.4 | 0.2 | — | | | | |
| | | | | | | | | | cu N | cu N | cu S | — | — | — | | | | |
| | | | | | | | | | ci | cu | cu N | — | — | — | | | | |
| | | | | | | | | | ni | cu | cu | — | — | — | | | | |
| | | | | | | | | | ci | ni | ni | — | — | — | | | | |
| | | | | | | | | | ni | | | — | — | — | | | | |
| | | | | | | | | | ci | cu | | — | — | — | | | | |
| | | | | | | | | | | | | — | — | — | | | | |
| | | | | | | | | | ci | cu | | — | — | — | | | | |
| | | | | | | | | | ni | ni | ni | — | — | — | | | | |
| | | | | | | | | | ni | ni | ni | — | — | — | | | | |
| | | | | | | | | | ni | ni | ni | — | — | 0.0 | | | | |
| | | | | | | | | | ni | cu | ni | 2.7 | — | 14.9 | | | | |
| | | | | | | | | | ni | ni | cu | 5.5 | 11.6 | — | | | | |
| | | | | | | | | | ni | ni | ni | 0.1 | 2.4 | 2.9 | | | | |
| | | | | | | | | | ni | ni | ni | 19.7 | 10.1 | 6.3 | | | | |
| | | | | | | | | | ni | cu-ni | cu N | 1.1 | 1.1 | — | | | | |
| | | | | | | | | | ci-cu | cu N | | — | 0.1 | — | | | | |
| | | | | | | | | | ni | ni | cu N | — | 2.3 | — | | | | |
| | | | | | | | | | cu NE | | cu | — | — | — | | | | |
| | | | | | | | | | cu | cu | ni | — | — | — | | | | |
| | | | | | | | | | ni | ni | ni | — | 0.1 | 0.2 | | | | |
| | | | | | | | | | ni | ci | ni | 2.9 | — | — | | | | |
| | | | | | | | | | | | | 37.6 | 51.8 | 27.0 | | | | |

Las observaciones se efectuaron según hora oficial de Chile (75° de long.)

Alle Beobachtungen nach chilenischer Einheitszeit (75° Länge).

**VALDIVIA** (H = 15 m) **JULIO 1912** φ = 39° 48′ S λ = 73° 15′ W $C_g$ = —0.4 / —0.3

| Dia / Tag | Barómetro / Barometer 700 mm + | | | Temperatura del aire / Lufttemperatur C° | | | | | Humedad absoluta / Absolute Feuchtigkeit mm | | | Humedad relativa / Relative Feuchtigkeit % | | | Dirección y fuerza del viento / Richtung und Stärke des Windes 0—12 B | | | Nebulosidad / Bewölkung 0—10 | | | Agua caída / Niederschlag mm | Notas / Bemerkungen |
|---|---|---|---|---|---|---|---|---|---|---|---|---|---|---|---|---|---|---|---|---|---|---|
| | 7a | 2p | 9p | 7a | 2p | 9p | Max. | Min. | 7a | 2p | 9p | 7a | 2p | 9p | 7a | 2p | 9p | 7a | 2p | 9p | 7a-7a | |
| 1 | **74.3** | 72.6 | 72.8 | -0.8 | 6.0 | 2.4 | 7.2 | -1.2 | **4.2** | 4.9 | 4.9 | 98 | 70 | 90 | C 0 | NNW 1 | C 0 | 10 | 5 | 5 | — | ⌙ an, ≡ am-11a30 |
| 2 | 71.0 | 68.1 | 66.5 | 2.2 | 5.2 | 5.4 | 5.5 | 1.5 | 4.9 | 6.1 | 6.4 | 92 | 93 | 96 | C 0 | C 0 | C 0 | 10 | 10 | 10 | — | ≡² p |
| 3 | 64.0 | 61.1 | 59.1 | 4.9 | 8.8 | 9.3 | 9.6 | 4.8 | 6.2 | 8.3 | 8.2 | 96 | 98 | 94 | NNW 1 | NW 1 | N 1 | 10 | 10 | 10 | 0.9 | ‖ 9a-n; ≡² n-9a |
| 4 | 55.6 | **55.3** | 56.8 | 8.7 | 9.0 | 7.5 | 9.9 | 7.0 | 8.1 | 8.2 | 7.6 | 96 | 95 | 97 | NNE 1 | C 0 | C 0 | 10 | 10 | 9 | 3.4 | ●² 4a-8p |
| 5 | 57.5 | 57.8 | 59.3 | 6.5 | 9.5 | 9.4 | 10.3 | 5.4 | 7.1 | 8.1 | 8.2 | 99 | 91 | 93 | NW 1 | C 0 | NW 1 | 9 | 10 | 10 | 34.2 | ● ch am-4p, ●² 4p- |
| 6 | 65.0 | 67.3 | 69.8 | 7.2 | 12.0 | 6.5 | 2.0 | 6.0 | 7.2 | 6.7 | 6.9 | 95 | 64 | 96 | C 0 | NW 1 | C 0 | 6 | 5 | 4 | 25.6 | ●² MN-8a |
| 7 | 69.4 | 66.1 | 64.5 | 3.5 | 6.2 | 3.5 | 6.7 | 3.3 | 5.8 | 6.9 | 5.8 | 98 | 97 | 98 | C 0 | C 0 | C 0 | 10 | 10 | 10 | 0.2 | ≡² |
| 8 | 63.0 | 61.4 | 62.0 | 4.6 | 8.4 | 8.8 | 8.9 | 3.2 | 6.2 | 7.7 | 8.2 | 97 | 94 | 96 | C 0 | WNW 1 | C 0 | 10 | 10 | 10 | — | ‖ 11p30-MN |
| 9 | 61.6 | 61.9 | 63.6 | 9.2 | 11.2 | 8.7 | 11.6 | 8.5 | 8.5 | 9.3 | 8.2 | 97 | 93 | 98 | N 1 | C 0 | C 0 | 10 | 10 | 10 | 6.0 | ‖ MN-1p |
| 10 | 64.8 | 64.8 | 66.0 | 5.7 | 9.8 | 3.0 | 10.5 | 3.0 | 6.8 | 5.9 | 5.4 | 99 | 65 | 95 | C 0 | S 1 | C 0 | 6 | 7 | 0 | 8.7 | ≡, ≡ n |
| 11 | 66.2 | 64.7 | 65.1 | -1.0 | 7.1 | 1.3 | 8.5 | **-1.4** | **4.2** | 6.5 | 4.8 | 98 | 85 | 95 | C 0 | C 0 | C 0 | 10 | 0 | 9 | — | ⋁ am, ≡² n-0p30 |
| 12 | 65.8 | 66.0 | 67.5 | 0.0 | 4.2 | 4.2 | 4.6 | -0.3 | 4.6 | 6.0 | 6.0 | **00** | 97 | 97 | C 0 | N 1 | C 0 | 10 | 10 | 10 | — | |
| 13 | 66.3 | 64.1 | 65.3 | 4.6 | 8.0 | 6.4 | 8.2 | 3.7 | 5.8 | 5.8 | 6.2 | 91 | 72 | 86 | C 0 | C 0 | C 0 | 10 | 10 | 10 | — | |
| 14 | 67.3 | 66.8 | 69.0 | 2.8 | 11.4 | 3.8 | 12.5 | 2.2 | 5.5 | 6.3 | 5.6 | 98 | 63 | 94 | C 0 | W 2 | C 0 | 10 | 2 | 0 | — | ≡² n-9a |
| 15 | 68.4 | 67.4 | 67.6 | 6.8 | 9.4 | 7.4 | 9.6 | 3.0 | 6.2 | 6.1 | 6.2 | 84 | 69 | 81 | SE 1 | ESE 3 | E 1 | 9 | 2 | 0 | — | |
| 16 | 68.3 | 66.6 | 67.3 | 6.8 | 11.0 | 5.7 | 11.0 | 5.5 | 6.2 | 6.7 | 6.2 | 84 | 69 | 90 | SE 2 | SSE 2 | C 0 | 9 | 3 | 0 | — | |
| 17 | 66.8 | 64.0 | 64.4 | 0.2 | 16.5 | 5.6 | **17.0** | 0.2 | 4.6 | 6.2 | 6.2 | 98 | **44** | 91 | NNW 1 | C 0 | C 0 | 10 | 1 | 2 | — | ≡² n-9a30 |
| 18 | 65.3 | 63.6 | 63.5 | 1.1 | 11.3 | 4.7 | 12.2 | 0.8 | 4.9 | 7.4 | 6.0 | 98 | 74 | 94 | C 0 | W 2 | C 0 | 10 | 3 | 3 | 0.6 | ≡⁰ n-11a |
| 19 | 63.6 | 62.0 | 61.5 | 4.8 | 8.4 | 7.5 | 8.5 | 4.2 | 6.3 | 6.7 | 6.9 | 97 | 81 | 89 | C 0 | C 0 | C 0 | 10 | 10 | 10 | — | ≡ n-11a |
| 20 | 59.9 | 56.7 | 56.4 | 6.1 | 7.5 | 5.4 | 7.5 | 5.3 | 6.0 | 6.3 | 6.0 | 85 | 81 | 89 | NNW 1 | N 1 | C 0 | 10 | 9 | 9 | — | ●² 9p30-n |
| 21 | 57.6 | 57.6 | 58.3 | 7.8 | 10.6 | 9.4 | 11.6 | 4.8 | 7.6 | 8.9 | 7.5 | 96 | 93 | 85 | C 0 | C 0 | NNE 1 | 10 | 10 | 10 | 10.5 | ● ch todo el día |
| 22 | 60.8 | 61.5 | 62.7 | 8.1 | 11.2 | 8.8 | 11.7 | 8.0 | 7.8 | 8.6 | 8.0 | 96 | 86 | 95 | N 1 | C 0 | C 0 | 10 | 10 | 8 | 4.2 | ‖ a interv |
| 23 | 62.0 | 61.7 | 62.4 | 8.5 | 9.9 | 8.4 | 10.1 | 7.7 | 8.2 | 7.1 | 7.5 | 99 | 78 | 91 | C 0 | WNW 2 | C 0 | 10 | 10 | 10 | 10.4 | ●² a interv |
| 24 | 59.9 | 60.3 | 60.0 | 8.7 | 11.8 | 11.7 | 12.1 | 7.5 | 8.1 | **9.5** | **9.5** | 96 | 92 | 92 | NNE 1 | NW 2 | NW 3 | 10 | 10 | 10 | **42.6** | ●² todo el día |
| 25 | 60.1 | 62.2 | 67.5 | 10.7 | 11.9 | 6.6 | 12.2 | 6.5 | 8.0 | 6.9 | 6.1 | 83 | 66 | 84 | WSW 1 | W 3 | C 0 | 10 | 8 | 7 | 41.4 | ●² MN-6a30, ● ch |
| 26 | 68.1 | 68.3 | 69.6 | 3.3 | 10.0 | 5.4 | 12.2 | 3.1 | 5.7 | 5.8 | 6.0 | 98 | 63 | 89 | SSW 1 | SSE 1 | C 0 | 5 | 5 | 10 | 2.1 | ● gt |
| 27 | 67.0 | 66.1 | 68.6 | 5.3 | 7.8 | 7.0 | 8.5 | 4.8 | 6.2 | 7.3 | 7.0 | 93 | 92 | 93 | C 0 | SW 1 | C 0 | 10 | 10 | 8 | 0.2 | ‖ 8a-1p; ≡² n-8a |
| 28 | 70.5 | 68.0 | 68.0 | 2.6 | 10.9 | 6.7 | 11.0 | 2.2 | 5.4 | 5.9 | 5.7 | 98 | 60 | 77 | SSW 1 | SSE 3 | SE 2 | 7 | 2 | 3 | 2.8 | |
| 29 | 64.2 | 60.0 | 59.5 | 4.4 | 12.8 | 4.6 | 13.7 | 4.0 | 5.3 | 6.8 | 5.9 | 84 | 62 | 93 | C 0 | N 1 | C 0 | 1 | 1 | 7 | — | ∞ a; ᗢ hasta 10p |
| 30 | 60.2 | 59.0 | 59.1 | 1.3 | 8.9 | 9.3 | 9.3 | 0.7 | 4.9 | 7.7 | 8.4 | 98 | 90 | 96 | C 0 | WNW 1 | C 0 | 10 | 10 | 10 | — | ‖ 4p-10-p, ●² 10p- |
| 31 | 60.1 | 61.3 | 65.3 | 9.7 | 10.0 | 7.2 | 11.0 | 7.1 | 8.7 | 6.8 | 6.2 | 96 | 74 | 82 | NW 1 | W 2 | C 0 | 10 | 10 | 9 | 10.0 | ●¹ MN-11a, ●gt 2p |
| Pro. Mit. | 64.3 | 63.4 | 64.2 | 5.0 | 9.6 | 6.5 | 10.2 | 3.9 | 6.3 | 7.0 | 6.7 | 95 | 79 | 91 | 0.5 | 1.0 | 0.3 | 9.1 | 7.2 | 7.2 | 203.8 | |

**LOS RISCOS** (H = 61 m) **JULIO 1912** φ = 41° 13′ S λ = 72° 48′ W $C_g$ = -

| | | | | | | | | | | | | | | | | | | | | | | |
|---|---|---|---|---|---|---|---|---|---|---|---|---|---|---|---|---|---|---|---|---|---|---|
| 1 | **69.0** | 67.9 | 67.2 | 2.3 | 6.6 | 5.1 | 8.7 | *2.3* | | | | | | | C 0 | N 1 | C 0 | 10 | 9 | 10 | — | ⊠ en la cord |
| 2 | 64.8 | 62.0 | 60.6 | 6.4 | 8.8 | 9.2 | 9.9 | *3.9* | | | | | | | C 0 | NW 2 | NNW 2 | 10 | 10 | 10 | 1.2 | ●⁰ an |
| 3 | 58.2 | 54.2 | 53.1 | 9.8 | 11.1 | 9.5 | 11.2 | *9.2* | | | | | | | N 2 | N 2 | N 3 | 10 | 10 | 10 | — | ●² 4p-MN |
| 4 | 50.0 | **49.5** | 51.6 | 8.3 | 8.5 | 8.7 | 10.5 | *7.9* | | | | | | | W 1 | NE 1 | N 2 | 10 | 10 | 3 | 34.7 | ●² MN-2p |
| 5 | 52.1 | 53.0 | 53.8 | 8.3 | 9.0 | 9.4 | 9.4 | *8.3* | | | | | | | W 2 | NW 2 | NNW 4 | 10 | 10 | 10 | 13.9 | ● ch 1a30, ●¹ 11a3 |
| 6 | 59.7 | 62.2 | 64.6 | 6.7 | 11.4 | 9.4 | 12.0 | *6.1* | | | | | | | C 0 | NW 1 | NNW 4 | 7 | 0 | 0 | 14.1 | ●⁰ I |
| 7 | 63.9 | 60.1 | 58.9 | 9.5 | 12.8 | 10.6 | 13.1 | *8.2* | | | | | | | NW 1 | NW 1 | C 0 | 10 | 3 | 7 | 0.2 | |
| 8 | 56.4 | 55.0 | 54.1 | 10.6 | 10.6 | 10.0 | 11.5 | *9.8* | | | | | | | N 2 | N 1 | N 2 | 10 | 9 | 10 | — | ●⁰ 7a-9a, ●¹ 11a30- |
| 9 | 57.3 | 56.9 | 58.6 | 7.7 | 10.7 | 7.7 | 11.6 | *6.5* | | | | | | | NE 1 | C 0 | C 0 | 10 | 9 | 10 | 33.0 | ●¹ MN-7a |
| 10 | 59.8 | 59.9 | 61.5 | 5.4 | 9.3 | 4.4 | 9.9 | *4.4* | | | | | | | C 0 | S 2 | C 0 | 2 | 3 | 0 | 1.1 | ●⁰ an |
| 11 | 61.3 | 60.5 | 59.8 | 4.1 | 9.6 | 5.2 | 9.7 | *1.0* | | | | | | | SE 1 | C 0 | C 0 | 10 | 2 | 0 | — | ⌙⁰ an |
| 12 | 60.7 | 61.2 | 62.0 | 2.1 | 8.6 | 2.6 | 9.1 | 0.6 | | | | | | | SE 1 | W 1 | C 0 | 10 | 4 | 0 | — | ⌙⁰ an |
| 13 | 61.7 | 59.5 | 60.4 | 4.9 | 7.3 | 6.2 | 7.6 | 2.5 | | | | | | | C 0 | C 0 | E 1 | 9 | 10 | 5 | — | |
| 14 | 62.2 | 62.8 | 64.6 | 5.1 | 10.4 | 3.4 | 10.7 | *3.4* | | | | | | | C 0 | C 0 | SE 1 | 10 | 1 | 0 | — | |
| 15 | 63.9 | 63.4 | 63.7 | 1.0 | 8.9 | 5.2 | 10.5 | **-0.4** | | | | | | | C 0 | S 2 | E 1 | 9 | 3 | 0 | — | |
| 16 | 64.0 | 62.9 | 63.1 | 2.8 | 10.1 | 4.8 | 10.7 | 0.4 | | | | | | | C 0 | C 0 | S 1 | 1 | 2 | 0 | — | ⌙⁰ an |
| 17 | 61.1 | 59.9 | 59.7 | 12.4 | 15.6 | 13.4 | **19.1** | 3.1 | | | | | | | E 3 | NE 2 | C 0 | 4 | 3 | 2 | — | |
| 18 | 60.0 | 59.4 | 58.6 | 5.9 | 12.8 | 5.0 | 14.7 | *3.5* | | | | | | | C 0 | C 0 | C 0 | 1 | 3 | 2 | — | |
| 19 | 58.3 | 57.3 | 57.0 | 6.1 | 7.8 | 6.6 | 9.4 | 2.3 | | | | | | | C 0 | C 0 | SW 1 | 10 | 10 | 10 | — | ◺² an |
| 20 | 55.1 | 51.4 | 50.6 | 6.7 | 8.5 | 4.2 | 9.6 | 2.6 | | | | | | | NE 1 | C 0 | C 0 | 9 | 5 | 4 | — | |
| 21 | 52.2 | 53.3 | 53.7 | 10.8 | 12.8 | 10.8 | 14.0 | *3.5* | | | | | | | N 2 | N 1 | N 2 | 10 | 2 | 7 | 4.5 | ●¹ an |
| 22 | 56.3 | 57.0 | 57.0 | 8.5 | 9.0 | 9.8 | 11.0 | *8.0* | | | | | | | C 0 | N 1 | NNW 2 | 10 | 10 | 10 | 3.0 | ●⁰ todo el dia |
| 23 | 56.3 | 57.6 | 56.9 | 7.3 | 8.9 | 7.9 | 10.2 | *6.4* | | | | | | | C 0 | C 0 | N 2 | 10 | 9 | 10 | 6.5 | ●¹ a interv |
| 24 | 54.0 | 53.3 | 52.6 | 8.2 | 8.9 | 10.5 | 10.6 | *6.9* | | | | | | | N 2 | N 2 | N 2 | 10 | 10 | 10 | 13.7 | ●² todo el dia |
| 25 | 53.3 | 56.1 | 61.2 | 8.6 | 8.7 | 6.8 | 11.5 | *6.7* | | | | | | | C 0 | WSW 3 | C 0 | 10 | 10 | 10 | **73.8** | ●¹ a interv MN-2p |
| 26 | 61.1 | 63.2 | 63.2 | 4.6 | 8.2 | 6.4 | 10.9 | 3.9 | | | | | | | S 2 | SSW 2 | C 0 | 10 | 6 | 7 | 2.1 | ●¹ n |
| 27 | 61.4 | 61.6 | 63.5 | 6.4 | 7.2 | 7.2 | 8.6 | 5.5 | | | | | | | NNW 2 | C 0 | S 2 | 10 | 10 | 8 | 2.1 | ● a interv |
| 28 | 65.9 | 65.2 | 64.4 | 4.2 | 8.9 | 3.1 | 10.2 | 2.0 | | | | | | | S 2 | S 2 | C 0 | 2 | 4 | 1 | 5.7 | |
| 29 | 60.0 | 56.4 | 54.3 | 3.6 | 12.2 | 11.4 | 13.4 | **-0.4** | | | | | | | C 0 | C 0 | NE 3 | 0 | 1 | 0 | — | ≡² |
| 30 | 53.6 | 53.7 | 54.0 | 10.5 | 12.4 | 12.2 | 13.5 | *8.9* | | | | | | | ENE 2 | N 2 | N 2 | 3 | 10 | 10 | — | ●⁰ n |
| 31 | 54.7 | 56.0 | 58.6 | 9.8 | 7.8 | 7.7 | 12.5 | *6.4* | | | | | | | N 1 | N 1 | N 1 | 10 | 10 | 10 | 3.5 | ●⁰ a interv |
| Pro. Mit. | 59.0 | 58.5 | 58.8 | 6.7 | 9.8 | 7.6 | 11.1 | 4.6 | | | | | | | 0.9 | 1.0 | 1.2 | 8.0 | 6.4 | 5.7 | 213.1 | |

Barómetro reducido a 0°C y a gravedad normal.

Barometer reduciert auf 0°C und Normalsc

## OIVIA (H = 15 m) — JULIO 1912 — φ = 39° 48′ S — λ = 73° 15′ W — $h_a$ = 4 m

| p. a la Temp. Temp Freien C | Velocidad del viento Windgeschwindigkeit m/minuto | | | km | | | | | Nubes (clase y dirección) Wolken (Art und Richtung) | | | Agua caída Niederschlag mm | | | Evaporación Verdunstung mm | | | |
|---|---|---|---|---|---|---|---|---|---|---|---|---|---|---|---|---|---|---|
| Min. | 7a | 2p | 9p | 9p-7a | 7a-2p | 2p-9p | 7a-7a | k/1h | 7a | 2p | 9p | 7a | 2p | 9p | 7a | 2p | 9p | 7a-7a |
| 5 -2.2 | 0 | 30 | 0 | 0.0 | 5.2 | 0.8 | 7.0 | 0.3 | str | ci NW | a-cu W | — | — | — | 0.0 | 0.1 | 0.1 | 0.3 |
| 5 0.6 | 0 | 0 | 0 | 8.7 | 1.8 | 0.2 | 14.7 | 0.6 | str-cu | str | cu-ni NW | — | — | — | 0.1 | 0.0 | 0.0 | 0.3 |
| 4 4.5 | 70 | 55 | 30 | 25.2 | 19.0 | 22.8 | 27.2 | 1.1 | str | ni NW | ni N | 0.9 | 0.8 | 0.3 | 0.1 | 0.0 | 0.1 | 0.1 |
| 9 6.2 | 80 | 0 | 0 | 74.6 | 22.6 | 2.0 | 116.4 | 4.8 | ni N | ni N | cu-ni NW | 2.3 | 24.2 | 8.2 | 0.1 | 0.1 | 0.1 | 0.2 |
| 1 5.0 | 85 | 0 | 80 | 8.1 | 7.4 | 18.6 | 32.7 | 1.4 | cu-ni NW | cu-ni NW | cu-ni NW | 1.8 | 2.6 | 14.7 | 0.1 | 0.0 | 0.1 | 0.3 |
| 0 4.5 | 0 | 95 | 0 | 45.8 | 17.2 | 8.3 | 71.8 | 3.0 | ci SW | fr-cu NW | str | 8.3 | 0.2 | — | 0.2 | 0.3 | 0.2 | 0.3 |
| 5 3.1 | 0 | 0 | 0 | 2.5 | 2.8 | 0.6 | 28.0 | 1.2 | str | str | str | — | — | — | 0.0 | 0.0 | 0.0 | 0.5 |
| 4 3.0 | 0 | 90 | 0 | 5.1 | 11.2 | 2.7 | 8.5 | 0.4 | str | str-cu NW | str | — | — | — | 0.0 | 0.0 | 0.0 | **0.0** |
| 7 7.5 | 30 | 0 | 0 | 4.6 | 3.1 | 1.1 | 18.5 | 0.8 | ni N | ni W | str | 6.0 | 8.7 | — | 0.1 | 0.0 | 0.0 | 0.1 |
| 5 1.4 | 0 | 100 | 0 | 0.8 | 16.1 | 4.6 | **5.0** | **0.2** | str | a-cu | | — | — | — | 0.1 | 0.2 | 0.2 | 0.1 |
| 0 -2.0 | 0 | 0 | 0 | 0.0 | 1.8 | 4.2 | 20.7 | 0.9 | str | | str | — | — | — | 0.0 | 0.0 | 0.1 | 0.4 |
| 5 0.5 | 25 | 55 | 0 | 1.6 | 8.6 | 10.2 | 7.6 | 0.3 | str | str | ni | — | — | — | 0.0 | 0.0 | 0.0 | 0.1 |
| 2 3.5 | 0 | 0 | 0 | 4.2 | 5.1 | 5.7 | 23.0 | 1.0 | cu-ni | cu-ni SSW | str-cu | — | — | — | 0.0 | 0.1 | 0.2 | 0.0 |
| 0 1.2 | 0 | 130 | 0 | 0.2 | 7.1 | 11.8 | 11.0 | 0.5 | str | fr-cu S | | — | — | — | 0.1 | 0.3 | 0.2 | 0.4 |
| 8 1.5 | 55 | **290** | 105 | 22.6 | 74.1 | 32.6 | 41.5 | 1.7 | str-cu | fr-cu | | — | — | — | 0.1 | 0.3 | 0.3 | 0.6 |
| 7 4.3 | 225 | 230 | 0 | 99.9 | 80.1 | 39.6 | 206.6 | 8.6 | str-cu SE | ci | | — | — | — | 0.4 | 0.5 | 0.3 | 1.0 |
| 5 0.1 | 30 | 0 | 0 | 4.6 | 11.1 | 0.2 | 124.3 | 5.2 | str | ci | str | — | — | — | 0.1 | 0.1 | 0.3 | 0.9 |
| 1 0.7 | 0 | 140 | 0 | 0.0 | 11.6 | 10.1 | 11.3 | 0.5 | str | ci | ci | 0.6 | — | — | 0.0 | 0.1 | 0.1 | 0.4 |
| 5 2.7 | 0 | 0 | 0 | 3.7 | 4.4 | 0.2 | 25.4 | 1.1 | str | str-cu | str-cu | — | — | — | 0.0 | 0.0 | 0.1 | 0.2 |
| 4 4.3 | 45 | 35 | 0 | 5.6 | 19.4 | 1.2 | 10.2 | 0.4 | str-cu N | str-cu N | cu-ni | — | — | — | 0.1 | 0.2 | 0.1 | 0.2 |
| 7 4.4 | 0 | 0 | 95 | 9.0 | 8.0 | 10.1 | 29.6 | 1.2 | cu-ni N | cu-ni N | cu-ni NNE | 10.5 | 3.0 | 0.2 | 0.1 | 0.1 | 0.1 | 0.4 |
| 0 7.5 | 30 | 20 | 0 | 5.6 | 20.8 | 4.8 | 23.7 | 1.0 | ni | cu-ni N | cu-ni N | 1.0 | 1.1 | 2.8 | 0.1 | 0.1 | 0.1 | 0.3 |
| 8 7.0 | 0 | 135 | 25 | 2.8 | 23.4 | 25.6 | 28.4 | 1.2 | ni | cu-ni WNW | cu-ni NNW | 6.5 | 1.8 | 8.4 | 0.1 | 0.2 | 0.2 | 0.3 |
| 8 7.0 | 95 | 160 | 245 | 50.2 | 44.4 | 76.9 | 99.2 | 4.1 | ni | ni | ni | 32.4 | 13.6 | 12.0 | 0.1 | 0.1 | 0.5 | 0.5 |
| 4 5.0 | 65 | 250 | 0 | 200.6 | 85.0 | 57.6 | **321.9** | **13.4** | cu-ni WSW | | ni W | 15.8 | 1.3 | — | 0.1 | 0.5 | 0.7 | 0.7 |
| 6 2.2 | 40 | 50 | 0 | 6.9 | 12.0 | 8.6 | 149.5 | 6.2 | ni SSW | | str | 0.8 | — | — | 0.1 | 0.4 | 0.2 | 1.3 |
| 5 4.2 | 25 | 45 | 0 | 12.6 | 7.4 | 1.0 | 33.2 | 1.4 | str | | ni S | 0.2 | 2.8 | — | 0.1 | 0.0 | 0.0 | 0.7 |
| 5 1.0 | 30 | 285 | 175 | 2.6 | 76.2 | 55.0 | 11.0 | 0.5 | ci-str | ci | ci | — | — | — | 0.0 | 0.4 | 0.5 | **0.0** |
| 0 2.7 | 20 | 95 | 0 | 127.9 | 20.4 | 4.6 | 259.1 | 10.8 | | ci | ci | — | — | — | 0.5 | 0.3 | 0.3 | **1.4** |
| 6 0.2 | 20 | 50 | 0 | 0.8 | 8.6 | 2.0 | 25.8 | 1.1 | str | cu-ni N | ni | — | — | 2.0 | 0.1 | 0.0 | 0.1 | 0.7 |
| 4 6.5 | 85 | 220 | 0 | 34.8 | 40.6 | 33.1 | 45.4 | 1.9 | ni NW | ni W | cu-ni NW | 8.0 | 3.7 | 0.2 | 0.2 | 0.3 | 0.2 | 0.3 |
| 5 3.1 | 34 | 83 | 24 | 24.9 | 21.8 | 14.7 | 59.3 | 2.5 | | | | 95.1 | 63.8 | 48.8 | 3.1 | 4.7 | 5.4 | 13.0 |

## S RISCOS (H = 61 m) — JULIO 1912 — φ = 41° 13′ S — λ = 72° 48′ W — $h_a$ = 6 m

| | | | | | | | | | | | | | | | | | | |
|---|---|---|---|---|---|---|---|---|---|---|---|---|---|---|---|---|---|---|
| 4 1.4 | 0 | 45 | 0 | 4.9 | 4.8 | 3.9 | 8.4 | **0.4** | str-cu NE | str N | a-str NE | — | — | — | 0.0 | 0.2 | 0.3 | **0.0** |
| 7 3.7 | 7 | 162 | 123 | 11.4 | 36.6 | 49.6 | 20.1 | 0.8 | str-cu NE | str-cu N | str-cu NW | 1.2 | — | — | 0.1 | 0.1 | 0.5 | 0.6 |
| 5 8.8 | 230 | 160 | 246 | 108.6 | 59.6 | 69.1 | 194.8 | 8.1 | str-cu N | str-cu N | str-cu N | — | — | 15.1 | 0.6 | 0.8 | 0.0 | 1.2 |
| 4 7.6 | 44 | 35 | 139 | 35.6 | 17.3 | 21.7 | 164.3 | 6.8 | str-cu N | str-cu NE | str-cu N | 19.6 | 13.9 | — | 0.5 | 0.2 | 0.3 | 1.3 |
| 1 7.4 | 123 | 136 | **399** | 66.7 | 44.8 | 60.8 | 105.7 | 4.4 | str-cu NW | str-cu N | str-cu NW | — | 2.1 | 5.3 | 0.2 | 0.6 | 0.3 | 0.7 |
| 4 5.8 | 9 | 31 | 233 | 1.2 | 14.7 | 26.5 | 106.8 | 4.4 | str-cu S | | | 6.7 | 0.2 | — | 0.4 | 0.4 | 0.4 | 1.3 |
| 7 7.9 | 32 | 53 | 23 | 93.0 | 29.5 | 6.1 | 134.2 | 5.6 | str-cu NE | ci N | str-cu N | — | — | — | 1.0 | 0.8 | 0.3 | 1.8 |
| 2 9.2 | 191 | 85 | 140 | 60.2 | 44.5 | 37.2 | 95.8 | 4.0 | str-cu N | str-cu N | str-cu N | — | 1.8 | 5.4 | 0.7 | 0.6 | 0.4 | 1.8 |
| 6 4.5 | 48 | 7 | 0 | 21.7 | 11.9 | 1.0 | 103.4 | 4.3 | str-cu NE | str-cu NE | str-cu E | 25.8 | — | — | 0.4 | 0.0 | 0.2 | 1.4 |
| 5 2.5 | 0 | 120 | 5 | 10.6 | 38.9 | 20.5 | 23.5 | 1.0 | str-cu N | cu S | | 1.1 | — | — | 0.0 | 0.4 | 0.5 | 0.2 |
| 3 0.1 | 49 | 5 | 0 | 5.7 | 9.4 | 0.9 | 65.1 | 2.7 | a-str S | cu N | ci NW | — | — | — | 0.0 | 0.3 | 0.3 | 0.9 |
| 9 -0.1 | 72 | 52 | 0 | 9.8 | 23.5 | 0.2 | 20.1 | 0.8 | a-str E | cu W | | — | — | — | 0.1 | 0.1 | 0.2 | 0.7 |
| 0 1.3 | 0 | 21 | 74 | 20.3 | 3.6 | 18.3 | 44.0 | 1.8 | a-str SE | str-cu NW | cu E | — | — | — | 0.0 | 0.4 | 0.2 | 0.3 |
| 2 2.5 | 0 | 26 | 78 | 6.3 | 5.5 | 12.3 | 28.2 | 1.2 | str-cu SE | cu NE | | — | — | — | 0.3 | 0.4 | 0.4 | 0.9 |
| 2 **-0.5** | 0 | 230 | 30 | 14.4 | 1.5 | 40.0 | 32.2 | 1.3 | cu NE | cu S | | — | — | — | 0.0 | 0.3 | 0.4 | 0.8 |
| 2 **-0.5** | 16 | 0 | 50 | 34.3 | 8.8 | 8.8 | 75.8 | 3.2 | ci-cu SE | ci-cu SE | | — | — | — | 0.2 | 0.3 | 0.2 | 0.9 |
| 2 1.6 | 290 | 110 | 20 | 37.9 | 50.7 | 20.4 | 55.5 | 2.3 | ci E | ci NE | ci NE | — | — | — | 0.6 | 1.8 | 1.3 | 1.1 |
| 1 2.5 | 5 | 0 | 0 | 15.0 | 19.3 | 4.6 | 86.1 | 3.6 | ci E | ci NW | ci E | — | — | — | 0.8 | 0.7 | 0.3 | **3.9** |
| 9 1.2 | 5 | 10 | 36 | 28.2 | 6.3 | 23.5 | 52.1 | 2.2 | str-cu NE | str-cu SW | str-cu W | — | — | — | 0.1 | 0.1 | 0.1 | 1.1 |
| 7 1.7 | 43 | 0 | 14 | 4.9 | 18.3 | 5.3 | 34.7 | 1.4 | str-cu NE | ci-cu SE | ci-cu NE | — | — | — | 0.5 | 0.4 | 0.0 | 0.7 |
| 5 2.2 | 210 | 36 | 150 | 28.1 | 60.5 | 3.0 | 51.7 | 2.2 | str-cu N | cu-ni S | cu N | 4.5 | — | — | 0.3 | 1.0 | 0.3 | 0.7 |
| 1 7.7 | 24 | 49 | 179 | 38.6 | 14.2 | 78.0 | 102.1 | 4.3 | str-cu N | str-cu N | str-cu N | 3.0 | 1.5 | 0.5 | 0.4 | 0.0 | 0.3 | 1.7 |
| 6 6.3 | 11 | 26 | 136 | 54.2 | 10.4 | 20.8 | 146.4 | 6.1 | str-cu N | str-cu N | str-cu N | 4.5 | 0.1 | 5.2 | 0.5 | 0.2 | 0.1 | 0.8 |
| 6 6.0 | 202 | 199 | 124 | 30.7 | 5.9 | 53.6 | 61.9 | 2.6 | str-cu N | str-cu N | str-cu N | 8.4 | 31.8 | 31.2 | 0.3 | 0.0 | 0.1 | 0.6 |
| 0 6.1 | 6 | 376 | 5 | 61.9 | 88.1 | 63.7 | 121.4 | 5.1 | str-cu SW | str-cu SW | str-cu SSW | 10.8 | 2.1 | — | 0.2 | 0.1 | 0.8 | 0.3 |
| 0 3.6 | 121 | 120 | 0 | 51.4 | 25.8 | 9.4 | **203.2** | **8.5** | str-cu SW | str-cu SSW | cu NNE | — | — | — | 0.2 | 0.4 | 0.3 | 1.1 |
| 4 5.4 | 114 | 9 | 115 | 47.5 | 31.6 | 9.9 | 82.7 | 3.4 | str-cu NNW | str-cu N | cu S | 2.1 | 3.5 | 1.9 | 0.6 | 0.2 | 0.2 | 1.3 |
| 6 1.5 | 151 | 180 | 0 | 55.9 | 43.8 | 36.3 | 97.4 | 4.1 | | cu S, ci S | ci-str SE | 0.3 | — | — | 0.4 | 0.8 | 0.3 | 0.8 |
| 8 **-0.5** | 0 | 19 | 221 | 17.9 | 27.7 | 13.9 | 98.0 | 4.1 | | ci S | | — | — | — | 0.2 | 0.3 | 0.5 | 1.3 |
| 0 8.4 | 157 | 163 | 193 | 71.3 | 43.9 | 23.6 | 112.9 | 4.7 | cu E | fr-ni N | str-cu N | — | — | — | 0.2 | 0.8 | 0.7 | 1.0 |
| 0 5.7 | 101 | 45 | 220 | 60.1 | 43.9 | 25.1 | 127.6 | 5.3 | str-cu N | str-cu SSW | str-cu N | 3.5 | 3.5 | 0.4 | 0.5 | 0.3 | 0.3 | 2.0 |
| 8 3.9 | 73 | 81 | 95 | 35.8 | 27.3 | 24.8 | 85.7 | 3.6 | | | | 91.5 | 60.5 | 65.0 | 10.3 | 13.0 | 10.5 | 33.2 |

Las observaciones se efectuaron según hora oficial de Chile (75° de long.)

Alle Beobachtungen nach chilenischer Einheitszeit (75° Länge).

**PUERTO MONTT** (H = 6 m) **JULIO 1912** φ = 41° 28′ S λ = 72° 55′ W $C_g$ =

| Tag | Barómetro Barometer 700 mm + 7a | 2p | 9p | Temperatura del aire Lufttemperatur C° 7a | 2p | 9p | Max. | Min. | Humedad absoluta Absolute Feuchtigkeit mm 7a | 2p | 9p | Humedad relativa Relative Feuchtigkeit % 7a | 2p | 9p | Dirección y fuerza del viento Richtung und Stärke des Windes 0—12 B 7a | 2p | 9p | Nebulosidad Bewölkung 0—10 7a | 2p | 9p | Agua caída Niederschlag mm 7a-7a | Notas Bemerkungen |
|---|---|---|---|---|---|---|---|---|---|---|---|---|---|---|---|---|---|---|---|---|---|---|
| 1 | **73.3** | 72.1 | 71.2 | 3.2 | 8.3 | 5.7 | 8.8 | 2.0 | 5.2 | 5.6 | 5.3 | 91 | 69 | 77 | NW 2 | NW 2 | N 1 | 10 | 10 | 10 | — | ⌓ am y n |
| 2 | 68.3 | 65.5 | 64.9 | 7.5 | 9.6 | 9.2 | 9.6 | 4.8 | 6.1 | 7.0 | 7.6 | 79 | 79 | 89 | NW 4 | NW 5 | N 6 | 9 | 9 | 10 | — | 3p30-MN; ⌓ an |
| 3 | 61.0 | 57.8 | 57.1 | 10.0 | 11.6 | 10.5 | 11.6 | 8.4 | 8.1 | 8.2 | 8.4 | 88 | 80 | 90 | N 5 | N 5 | N 5 | 10 | 10 | 10 | 3.8 | MN-8a y sigue a |
| 4 | 54.8 | **54.0** | 55.7 | 9.0 | 9.0 | 8.1 | 10.2 | 7.6 | 7.6 | 7.8 | 7.3 | 89 | 92 | 91 | N 2 | N 2 | NW 2 | 10 | 10 | 3 | **60.0** | ● MN 10a30. ● ch |
| 5 | 56.8 | 57.0 | 57.4 | 8.0 | 9.3 | 9.3 | 9.8 | 6.9 | 7.0 | 7.6 | 7.5 | 88 | 88 | 87 | N 3 | N 2 | N 3 | 10 | 10 | 10 | 6.7 | ● 11a45-n |
| 6 | 59.5 | 66.2 | 68.9 | 6.8 | 10.2 | 10.0 | 11.8 | 5.4 | 5.6 | 7.8 | 7.0 | 76 | 84 | 76 | NW 2 | W 1 | W 2 | 5 | 7 | 8 | 13.0 | ● ch 0p45 |
| 7 | 67.1 | 65.2 | 62.8 | 9.4 | 13.2 | 10.3 | 13.2 | 8.5 | 6.7 | 7.1 | 7.3 | 76 | 63 | 78 | NW 3 | N 3 | N 2 | 8 | 4 | 10 | 2.6 | |
| 8 | 59.7 | 60.3 | 59.8 | 10.2 | 10.0 | 10.4 | 10.4 | 8.9 | 7.0 | 8.4 | 8.7 | 76 | 92 | 93 | N 6 | NW 1 | N 2 | 10 | 10 | 10 | — | ● 8a45-n |
| 9 | 61.8 | 61.9 | 63.4 | 8.3 | 11.0 | 9.2 | 11.6 | 8.0 | 7.6 | 8.4 | 8.0 | 93 | 87 | 92 | N 2 | N 3 | W 2 | 10 | 8 | 10 | 31.6 | ● 9p-n |
| 10 | 65.7 | 65.2 | 65.9 | 4.4 | 9.2 | 4.0 | 9.8 | 3.0 | 5.8 | 6.8 | **5.1** | 93 | 79 | 84 | C 0 | S 2 | C 0 | 5 | 4 | 0 | 1.8 | ⌓ n |
| 11 | 65.5 | 65.0 | 65.2 | 6.0 | 12.0 | 8.0 | 13.0 | 2.8 | 5.9 | 6.8 | 6.9 | 85 | 65 | 86 | N 2 | W 2 | NW 1 | 6 | 3 | 6 | — | ⌓ am, n |
| 12 | 65.6 | 66.1 | 66.6 | 6.0 | 8.6 | 5.4 | 10.0 | 3.0 | 6.4 | 7.2 | 6.3 | 91 | 87 | **94** | NW 1 | S 2 | S 1 | 10 | 8 | 10 | — | ≡ a, ⌓ n |
| 13 | 66.5 | 64.1 | 65.8 | 6.2 | 9.0 | 7.1 | 9.8 | 4.6 | 5.8 | 6.3 | 6.3 | 82 | 73 | 84 | SW 1 | N 1 | SW 1 | 9 | 9 | 9 | — | ⌓ am, n |
| 14 | 67.1 | 67.8 | 69.2 | 5.4 | 12.9 | 4.0 | 12.9 | 5.2 | 5.9 | 6.5 | 5.5 | 87 | 58 | 90 | SW 1 | SE 1 | C 0 | 2 | 0 | 0 | — | ⌓ am, n |
| 15 | 69.1 | 68.4 | 68.7 | 3.0 | 9.2 | 8.2 | 9.5 | **0.2** | 5.2 | 7.3 | 7.2 | 91 | 84 | 89 | C 0 | S 3 | S 4 | 8 | 9 | 0 | — | ⌊ an |
| 16 | 69.4 | 68.1 | 67.3 | 7.0 | 9.6 | 6.5 | 10.0 | 6.0 | 6.4 | 7.2 | 6.7 | 85 | 82 | 93 | S 5 | S 3 | S 1 | 9 | 8 | 0 | — | |
| 17 | 66.3 | 64.6 | 64.5 | 2.8 | 16.4 | 5.9 | **16.5** | 2.1 | 5.2 | **9.1** | 6.0 | 93 | 66 | 87 | C 0 | SE 1 | C 0 | | | | — | ⌊ an, ⌓ n |
| 18 | 64.7 | 63.5 | 63.5 | 5.1 | 13.0 | 9.0 | 14.0 | 3.4 | 5.4 | 7.8 | 6.5 | 83 | 70 | 76 | W 1 | S 1 | C 0 | 5 | 7 | 10 | — | ⌓ am, ≡ 5p-n |
| 19 | 62.8 | 62.0 | 61.4 | 5.6 | 9.8 | 7.0 | 10.4 | 5.0 | 6.3 | 7.1 | 6.4 | 93 | 79 | 85 | NW 2 | NE 2 | NW 1 | 8 | 10 | 10 | — | ⌓ |
| 20 | 59.1 | 56.1 | 55.6 | 7.0 | 9.8 | 4.8 | 9.8 | 4.4 | 6.6 | 6.7 | 5.6 | 88 | 74 | 87 | C 0 | NE 1 | NE 2 | 10 | 9 | 2 | — | |
| 21 | 56.3 | 57.0 | 58.8 | 10.3 | 14.0 | 10.2 | 14.0 | 3.0 | 7.8 | 8.0 | 7.8 | 83 | 67 | 84 | N 4 | N 3 | N 3 | 6 | 5 | 10 | 4.1 | ● n-7a30 |
| 22 | 60.6 | 60.6 | 60.5 | 9.2 | 11.2 | 10.0 | 11.8 | 8.9 | 8.0 | 8.0 | 7.5 | 92 | 80 | 82 | N 1 | N 3 | N 2 | 9 | 9 | 9 | 1.3 | á interv am, 2p- |
| 23 | 61.0 | 60.3 | 61.1 | 8.0 | 9.0 | 8.0 | 9.6 | 7.0 | 7.3 | 7.3 | 6.9 | 92 | 86 | 86 | NW 1 | N 1 | N 2 | 10 | 10 | 10 | 6.6 | todo el día |
| 24 | 58.1 | 57.0 | 56.8 | 8.6 | 10.0 | 10.6 | 11.0 | 7.2 | 7.7 | 8.3 | 8.3 | 92 | 91 | 89 | N 5 | N 3 | N 1 | 10 | 10 | 10 | 5.8 | ● todo el día |
| 25 | 58.8 | 61.1 | 65.2 | 9.0 | 9.5 | 7.8 | 11.1 | 7.1 | 7.4 | 7.0 | 5.9 | 87 | 79 | 75 | NW 2 | W 2 | W 1 | 10 | 9 | 10 | 26.3 | ● ch a |
| 26 | 66.0 | 68.1 | 68.2 | 5.0 | 10.1 | 7.0 | 10.3 | 4.0 | 5.9 | 5.8 | 6.0 | 90 | 63 | 79 | C 0 | W 2 | W 2 | 6 | 9 | 10 | 1.2 | 10p-MN; ⌓ am |
| 27 | 64.3 | 65.3 | 68.4 | 6.4 | 10.0 | 8.4 | 10.8 | 6.1 | 5.8 | 8.0 | 6.2 | 81 | 87 | 76 | N 5 | N 3 | SW 2 | 10 | 8 | 9 | 3.4 | MN-II; ⌒ 3p, ψ |
| 28 | 71.2 | 69.8 | 69.1 | 6.0 | 11.0 | 8.0 | 11.2 | 5.2 | 6.4 | 6.2 | 6.3 | 91 | 63 | 79 | C 0 | S 3 | S 5 | 9 | 1 | 1 | 3.7 | am-8a |
| 29 | 64.7 | 62.0 | 59.6 | 6.8 | 13.8 | 3.2 | 13.8 | 3.2 | 5.5 | 6.6 | 5.2 | 74 | 57 | 90 | S 3 | S 2 | S 1 | 0 | 0 | 0 | 0.0 | ⌓ am-n |
| 30 | 58.0 | 58.2 | 58.3 | 7.0 | 13.2 | 11.9 | 13.2 | 1.0 | 5.3 | 7.2 | 7.5 | 71 | 64 | 73 | N 2 | N 3 | N 4 | 8 | 9 | 10 | — | ⌊ an, ⌓ n |
| 31 | 57.8 | 61.0 | *65.0* | 10.0 | 10.6 | *7.5* | *13.9* | *7.5* | 8.0 | 7.4 | *6.5* | 87 | 77 | *85* | N 4 | W 2 | W 1 | 8 | 7 | 6 | 2.0 | ● ch a, ● 10p-MN |
| Pro. Mit. | 63.3 | 62.9 | 63.4 | 7.0 | 10.8 | 7.9 | 11.4 | 5.2 | 6.5 | 7.3 | 6.8 | 86 | 76 | 85 | 2.2 | 2.3 | 1.9 | 8.0 | 7.4 | 7.1 | 173.9 | |

**PUNTA CORONA** (H = 25 m) **JULIO 1912** φ = 41° 51′ S λ = 73° 50′ W $C_g$ =

| Tag | 7a | 2p | 9p | 7a | 2p | 9p | Max. | Min. | 7a | 2p | 9p | 7a | 2p | 9p | 7a | 2p | 9p | 7a | 2p | 9p | 7a-7a | Notas |
|---|---|---|---|---|---|---|---|---|---|---|---|---|---|---|---|---|---|---|---|---|---|---|
| 1 | | | | 5.0 | 7.2 | 7.0 | 8.7 | **4.8** | 6.1 | 6.5 | 6.0 | 94 | 86 | 79 | SE 1 | N 2 | N 8 | 10 | 9 | 10 | 0.5 | [0] 4a15-4a20, [1] 5 |
| 2 | | | | 9.6 | 10.4 | 10.8 | 11.3 | 7.0 | 8.4 | 9.2 | **9.4** | 95 | 98 | 98 | N 6 | N 7 | N 7 | 10 | 5 | 5 | 15.8 | [2] a |
| 3 | | | | 10.2 | 10.4 | 10.6 | 11.3 | 9.0 | 8.8 | 9.2 | 9.3 | 95 | 98 | 98 | N 8 | NNW 1 | NW 2 | 5 | 5 | 5 | 10.4 | [2] MN-5a50, [1] 9a |
| 4 | | | | 8.4 | 9.6 | 9.0 | 10.5 | 7.0 | 7.8 | 8.4 | 7.4 | 94 | 95 | 87 | N 3 | NW 1 | NW 2 | 10 | 10 | 4 | **42.2** | [1] a interv [1 |
| 5 | | | | 8.6 | 9.0 | 10.0 | 10.3 | 6.9 | 7.9 | 7.8 | 8.0 | 95 | 92 | 87 | SW 1 | N 3 | N 5 | 5 | 10 | 5 | 2.1 | [2] MN-5a55 |
| 6 | | | | 7.0 | 8.8 | 10.2 | 11.6 | 5.5 | 6.6 | 7.5 | 8.3 | 88 | 89 | 90 | C 0 | NW 1 | N 5 | 10 | 10 | 5 | 1.5 | [0] 4a5-4a35, [1] |
| 7 | | | | 9.8 | 10.2 | 9.4 | 10.9 | 6.3 | 8.8 | 9.0 | 8.6 | 98 | 97 | 98 | NW 6 | NW 8 | N 10 | 5 | 10 | 5 | 1.0 | [1] 3p10-8p5, [2] |
| 8 | | | | 10.0 | 9.6 | 9.0 | 10.9 | 7.5 | 8.9 | 8.4 | 8.3 | 98 | 95 | 97 | NW 5 | NW 1 | NW 4 | 10 | 8 | 5 | 15.7 | [↙ N N |
| 9 | | | | 10.2 | 10.4 | 8.2 | 11.0 | 6.5 | 8.8 | 8.9 | 7.7 | 95 | 95 | 94 | NW 2 | NW 1 | W 1 | 10 | 5 | 0 | — | |
| 10 | | | | 6.8 | 8.8 | 7.2 | 9.9 | 6.0 | 6.7 | 8.0 | 7.4 | 91 | 95 | 98 | SE 1 | NW 1 | N 2 | 0 | 8 | 5 | — | |
| 11 | | | | 9.2 | 9.6 | 8.0 | 10.0 | 5.5 | 8.0 | 8.4 | 6.9 | 92 | 95 | 86 | NW 3 | NW 2 | NW 1 | 10 | 10 | 5 | — | [1] 11a10-11a45 |
| 12 | | | | 6.8 | 8.6 | 6.8 | 9.9 | 5.6 | 7.2 | 7.9 | 6.7 | 98 | 95 | 91 | C 0 | NW 1 | C 0 | 5 | 5 | 0 | 2.1 | |
| 13 | | | | 6.8 | 8.4 | 8.0 | 10.1 | 5.7 | 6.7 | 6.6 | 6.9 | 91 | 81 | 86 | NW 1 | C 0 | NW 1 | 10 | 8 | 10 | 1.0 | [0] 0a5-0a10 |
| 14 | | | | 7.2 | 9.8 | 9.4 | 10.5 | 5.5 | 7.4 | 7.9 | 8.6 | 98 | 87 | 98 | NW 1 | NW 1 | C 0 | 10 | 7 | 0 | 2.1 | [1] 1a10-1a55 |
| 15 | | | | 6.0 | 9.6 | 9.2 | 10.7 | 5.3 | 6.4 | 8.7 | 8.4 | 91 | 98 | 98 | NW 1 | SW 2 | S 1 | 0 | 0 | 0 | — | ≡ 8a10-3p15 |
| 16 | | | | 5.2 | 9.2 | 7.8 | 10.5 | 4.9 | 6.4 | 7.6 | 7.2 | 97 | 89 | 92 | S 4 | S 7 | S 4 | 0 | 0 | 0 | — | |
| 17 | | | | 8.0 | 12.6 | 9.0 | **13.3** | 6.3 | 7.1 | 8.1 | 7.4 | 89 | 75 | 87 | S 3 | S 2 | SW 3 | 0 | 0 | 0 | — | |
| 18 | | | | 7.8 | 9.4 | 9.2 | 10.3 | 5.5 | 6.8 | 7.9 | 7.3 | 86 | 89 | 84 | S 1 | N 3 | N 1 | 0 | 8 | 8 | — | |
| 19 | | | | 8.2 | 8.8 | 8.4 | 9.7 | 6.5 | 7.7 | 7.3 | 7.3 | 94 | 87 | 89 | SE 2 | C 0 | SE 2 | 10 | 5 | 5 | — | |
| 20 | | | | 6.8 | 8.0 | 7.2 | 9.9 | 6.2 | 6.7 | 7.1 | 7.1 | 91 | 89 | 94 | SE 2 | SE 2 | N 4 | 10 | 5 | 10 | — | |
| 21 | | | | 8.0 | 10.2 | 10.0 | 11.3 | 7.0 | 7.8 | 8.8 | 8.2 | 98 | 95 | 89 | NE 4 | N 4 | N 1 | 10 | 10 | 10 | 9.5 | [1] a interv 3a-4p20 |
| 22 | | | | 8.8 | 10.0 | 9.8 | 10.9 | 6.7 | 8.0 | 8.7 | 8.6 | 95 | 95 | 95 | E 1 | N 4 | N 5 | 5 | 10 | 10 | 8.3 | |
| 23 | | | | 7.2 | 9.2 | 8.4 | 10.7 | 6.5 | 6.1 | 7.3 | 6.9 | 80 | 84 | 84 | NW 2 | W 2 | SW 1 | 10 | 10 | 10 | 2.0 | [0] a interv 2a5-5p1 |
| 24 | | | | 7.6 | 10.4 | 9.8 | 12.0 | 6.5 | 7.3 | 9.2 | 8.6 | 94 | 98 | 95 | NE 1 | W 7 | N 10 | 5 | 5 | 5 | 6.1 | [0] a interv 3a10-M |
| 25 | | | | 8.2 | 9.6 | 8.0 | 10.8 | 4.9 | 7.2 | 5.9 | **5.2** | 89 | 66 | **64** | SW 6 | SW 1 | SW 6 | 10 | 8 | 0 | 15.1 | |
| 26 | | | | 7.0 | 8.8 | 8.4 | 10.8 | 4.8 | 7.3 | 8.5 | 7.8 | 98 | **00** | 94 | W 2 | C 0 | N 3 | 10 | 7 | 10 | — | [2] 19p5-MN |
| 27 | | | | 8.8 | 9.2 | 7.8 | 11.0 | 5.8 | 8.2 | 7.1 | 6.1 | 98 | 81 | 78 | W 4 | SW 4 | S 6 | 5 | 0 | 0 | 12.1 | [2] MN-3a25 |
| 28 | | | | 6.4 | 9.4 | 8.8 | 11.0 | 4.7 | 6.3 | 6.3 | 8.0 | 88 | 71 | 95 | NW 1 | S 1 | S 2 | 0 | 0 | 0 | — | |
| 29 | | | | 5.0 | 10.2 | 7.8 | 11.3 | 4.8 | 5.5 | 7.0 | 6.1 | 84 | 76 | 78 | S 4 | S 3 | SE 4 | 0 | 0 | 0 | — | |
| 30 | | | | 9.8 | 10.8 | 10.0 | 11.5 | 8.0 | 8.1 | 8.0 | 8.2 | 89 | 83 | 89 | N 4 | N 5 | N 7 | 10 | 8 | 8 | 13.0 | |
| 31 | | | | 8.0 | 8.8 | 7.6 | 10.0 | 5.0 | 7.3 | 4.7 | 6.5 | 92 | 55 | 83 | | | | 10 | | | 13.1 | |
| Pro. Mit. | | | | 7.8 | 9.5 | 8.7 | 10.7 | 6.0 | 7.4 | 7.8 | 7.6 | 93 | 88 | 90 | 2.6 | 2.5 | 3.5 | 6.6 | 6.0 | 4.5 | 173.6 | |

Barómetro reducido a 0°C y a gravedad normal

(1) ● 3p30-MN (2) 0p20; ↙ N 8p5-MN

Barometer reduciert auf 0°C und Norma

**RTO MONTT** (H = 6 m) **JULIO 1912** φ = 41° 28′ S λ = 72° 55′ W $h_a$ = —

| p. a la emp. mp. reien c Min. | Velocidad del viento Windgeschwindigkeit m/minuto 7a | 2p | 9p | km 9p-7a | 7a-2p | 2p-9p | 7a-7a | k/1h | Nubes (clase y dirección) Wolken (Art und Richtung) 7a | 2p | 9p | Agua caída Niederschlag mm 7a | 2p | 9p | Evaporación Verdunstung mm 7a | 2p | 9p | 7a-7a |
|---|---|---|---|---|---|---|---|---|---|---|---|---|---|---|---|---|---|---|
| | | | | | | | | | a-cu W | ci-str | a-str | — | — | — | | | | |
| | | | | | | | | | cu-ni N, ci-str | cu-ni NW, ci-str | ni N | — | — | 0.6 | | | | |
| | | | | | | | | | ni N | cu-ni N, ci-str | ni N | 3.2 | 0.5 | 12.3 | | | | |
| | | | | | | | | | ni N | ni N | fr-ni NW | 47.2 | 4.6 | 1.6 | | | | |
| | | | | | | | | | ni N | ni N | ni N | 0.5 | 1.6 | 3.4 | | | | |
| | | | | | | | | | ci W | fr-ni NW, ci | ni | 8.0 | 2.6 | — | | | | |
| | | | | | | | | | a-cu NW | ci W | a-str | — | — | — | | | | |
| | | | | | | | | | a-str N | ni N | ni N | — | 7.8 | 12.0 | | | | |
| | | | | | | | | | ni NW | a-str NW | ni NW | 11.8 | — | — | | | | |
| | | | | | | | | | fr-cu SW | fr-cu W | | 1.8 | — | — | | | | |
| | | | | | | | | | a-cu NW | fr-cu W | a-str | — | — | — | | | | |
| | | | | | | | | | str | a-cu SW | a-cu | — | — | — | | | | |
| | | | | | | | | | a-cu W | a-cu W | a-cu SW | — | — | — | | | | |
| | | | | | | | | | fr-cu SW | | | — | — | — | | | | |
| | | | | | | | | | a cu S | a-cu S | | — | — | — | | | | |
| | | | | | | | | | a-cu S | a-cu S | | — | — | — | | | | |
| | | | | | | | | | | | | — | — | — | | | | |
| | | | | | | | | | ci W | ci NW | a-cu | — | — | — | | | | |
| | | | | | | | | | ci NW | a-cu | a-cu | — | — | — | | | | |
| | | | | | | | | | a-cu NW | ci-str NE | | — | — | — | | | | |
| | | | | | | | | | fr-ni N | fr-cu N | a-cu | 4.1 | 0.2 | — | | | | |
| | | | | | | | | | ni N | a-cu N | ci-cu N | 1.1 | — | 0.4 | | | | |
| | | | | | | | | | ni N | ni N | ni N | 6.2 | 0.9 | 0.9 | | | | |
| | | | | | | | | | ni N | ni N | ni N | 4.0 | 9.2 | 9.8 | | | | |
| | | | | | | | | | ni NW | cu-ni W | a-cu SW | 7.3 | 1.2 | — | | | | |
| | | | | | | | | | ci | ci | a-cu | — | — | — | | | | |
| | | | | | | | | | ni N | cu-ni NW | a-cu S | 3.4 | 3.2 | 0.3 | | | | |
| | | | | | | | | | a-str S | ci SW | fr-cu S | 0.2 | 0.0 | — | | | | |
| | | | | | | | | | | | | — | — | — | | | | |
| | | | | | | | | | ci N | ci str N | ni N | — | — | — | | | | |
| | | | | | | | | | ni N | ni NW | | 2.0 | 3.1 | — | | | | |
| | | | | | | | | | | | | 100.8 | 34.9 | 41.3 | | | | |

**TA CORONA** (H = 25 m) **JULIO 1912** φ = 41° 51′ S λ = 73° 50′ W $h_a$ = 3.6

| | | | | | | | | | | | | | | | | | | |
|---|---|---|---|---|---|---|---|---|---|---|---|---|---|---|---|---|---|---|
| 150 | 300 | 850 | | | | | | ni | ni | ni | 0.5 | — | 5.3 | | | | |
| 750 | 700 | 800 | | | | | | ni | cu | cu | 10.5 | 2.2 | — | | | | |
| 950 | 150 | 300 | | | | | | cu | ni | ni | 8.2 | 3.2 | 5.5 | | | | |
| 400 | 50 | 300 | | | | | | cu | | cu | 33.5 | — | — | | | | |
| 100 | 400 | 700 | | | | | | cu | | cu | 2.1 | 0.0 | — | | | | |
| 0 | 200 | 700 | | | | | | ni | cu | ni | 1.5 | 1.0 | — | | | | |
| 750 | 900 | **1000** | | | | | | a-cu | cu-ni | ni | — | — | 5.5 | | | | |
| 650 | 100 | 400 | | | | | | cu | fr-cu | cu | 10.2 | — | — | | | | |
| 250 | 100 | 200 | | | | | | ni | ci-cu | cu | — | — | — | | | | |
| 100 | 100 | 250 | | | | | | | ci str | cu | — | — | — | | | | |
| 400 | 300 | 100 | | | | | | ni | ni | ni | — | 2.1 | — | | | | |
| 0 | 50 | 0 | | | | | | cu | cu | | — | — | — | | | | |
| 100 | 0 | 50 | | | | | | ni | cu | cu | 1.0 | — | — | | | | |
| 100 | 100 | 0 | | | | | | cu | cu | | 2.1 | — | — | | | | |
| 50 | 250 | 50 | | | | | | | | | — | — | — | | | | |
| 500 | 800 | 550 | | | | | | | | | — | — | — | | | | |
| 400 | 300 | 350 | | | | | | | | | — | — | — | | | | |
| 100 | 400 | 200 | | | | | | | str | cu | — | — | — | | | | |
| 300 | 0 | 200 | | | | | | ni | cu | cu | — | — | — | | | | |
| 300 | 200 | 550 | | | | | | ni | a-str | cu | — | — | — | | | | |
| 450 | 400 | 100 | | | | | | ni | cu | cu | 9.5 | 5.3 | 3.0 | | | | |
| 50 | 500 | 650 | | | | | | fr-ni | fr-str | fr-str | — | — | — | | | | |
| 350 | 200 | 50 | | | | | | | cu-ni | ni | 2.0 | 3.0 | 2.1 | | | | |
| 100 | 800 | **1000** | | | | | | | cu-ni | ni | 1.0 | 2.1 | 4.5 | | | | |
| 800 | 100 | 800 | | | | | | ni | str | | 8.5 | — | — | | | | |
| 400 | 0 | 400 | | | | | | ni | a-cu | cu | — | — | — | | | | |
| 550 | 400 | 800 | | | | | | cu | | | 12.1 | — | — | | | | |
| 50 | 150 | 250 | | | | | | | | | — | — | — | | | | |
| 600 | 400 | 400 | | | | | | | | | — | — | — | | | | |
| 620 | 600 | 840 | | | | | | ni | ni | ni | 13.0 | — | — | | | | |
| | | | | | | | | | | | 13.1 | — | 3.0 | | | | |
| 344 | 298 | 428 | | | | | | | | | 128.8 | 18.9 | 28.9 | | | | |

observaciones se efectuaron según hora oficial de Chile (75° de long.)

Alle Beobachtungen nach chilenischer Einheitszeit (75° Länge).

**HUAFO** (H = 142 m) **JULIO 1912** φ = 43° 33′ S λ = 74° 45′ W $C_g$ =

| Día / Tag | Barómetro Barometer 700 mm + 7a | 2p | 9p | Temperatura del aire Lufttemperatur C° 7a | 2p | 9p | Max. | Min. | Humedad absoluta Absolute Feuchtigkeit mm 7a | 2p | 9p | Humedad relativa Relative Feuchtigkeit % 7a | 2p | 9p | Dirección y fuerza del viento Richtung und Stärke des Windes 0—12 B 7a | 2p | 9p | Nebulosidad Bewölkung 0—10 7a | 2p | 9p | Agua caída Niederschlag mm 7a-7a | Notas Bemerkungen |
|---|---|---|---|---|---|---|---|---|---|---|---|---|---|---|---|---|---|---|---|---|---|---|
| 1 | 60.0 | 56.9 | 53.4 | 6.9 | 7.0 | 9.0 | 9.0 | 5.0 | 5.4 | 7.3 | 8.4 | 73 | 98 | 99 | NNE 2 | NE 7 | NE 10 | 9 | 10 | 10 | — | ●⁰ 7a50-3p45; ≡² 1p |
| 2 | 51.3 | 49.8 | 47.9 | 10.0 | 9.9 | 10.0 | 10.0 | 5.9 | 9.0 | 9.1 | 9.0 | 99 | 00 | 99 | NW 8 | NW 8 | NW 7 | 10 | 10 | 10 | **15.4** | ‖² y ≡² todo el dia |
| 3 | 44.3 | 43.4 | 43.3 | 10.1 | 9.8 | 8.8 | 10.2 | 8.2 | **9.2** | 8.8 | 7.9 | 00 | 98 | 93 | NNW 9 | WNW 7 | WNW 6 | 10 | 10 | 8 | 13.9 | ‖⁰ MN-1p15; ≡² MN |
| 4 | 41.0 | 40.9 | 42.5 | 7.6 | 8.2 | 7.3 | 8.6 | 6.5 | 7.1 | 6.8 | 6.4 | 91 | 83 | 85 | W 3 | NW 3 | NW 3 | 5 | 4 | 7 | 3.8 | ●ch 2a10-2a30, △² 0 |
| 5 | 42.9 | 42.8 | 43.6 | 7.8 | 8.0 | 7.8 | 8.2 | 6.1 | 6.6 | 6.9 | 7.0 | 83 | 86 | 89 | N 3 | NE 5 | SW 6 | 9 | 9 | 4 | 5.9 | ●² ch 1a20-1a30; ≡⁰ 4 |
| 6 | 50.8 | 52.6 | 51.7 | 7.0 | 8.5 | 9.5 | 9.7 | 6.3 | 5.4 | 6.6 | 8.3 | 72 | 79 | 94 | NW 5 | N 3 | N 9 | 6 | 8 | 10 | 2.6 | ● ch 4a25-6a10, ‖ 8p |
| 7 | 50.8 | 48.0 | **38.7** | 9.0 | 10.0 | 10.2 | 10.3 | 8.1 | 8.6 | **9.2** | 9.3 | 00 | 00 | 00 | N 10 | NE 11 | NE 11 | 10 | 10 | 10 | 0.6 | ≡ todo el dia; ↙ NE |
| 8 | 45.8 | 46.5 | 46.2 | 8.4 | 9.8 | 9.7 | 10.1 | 7.6 | 7.4 | 8.0 | 7.7 | 91 | 88 | 86 | NW 5 | N 4 | NW 6 | 10 | 6 | 8 | 2.6 | ≡ MN-4a15, ‖ 4a15-6a |
| 9 | 47.6 | 49.1 | 51.5 | 8.1 | 9.3 | 7.0 | 9.6 | 6.0 | 7.7 | 7.1 | 6.5 | 96 | 82 | 87 | WNW 4 | W 2 | W 3 | 7 | 6 | 2 | 3.5 | ‖² 1a45-5a20; ∞ am |
| 10 | 52.8 | 51.8 | 52.1 | 7.5 | 8.6 | 8.2 | 9.1 | 7.1 | 6.1 | 7.7 | 7.7 | 79 | 92 | 94 | NW 7 | NNW 7 | NW 4 | 8 | 5 | 6 | 0.5 | ●ch 6a15-6a25, 1p20- |
| 11 | 52.5 | 52.5 | 53.4 | 8.3 | 9.4 | 8.1 | 9.7 | 7.0 | 6.9 | 7.3 | 7.3 | 86 | 84 | 91 | NW 4 | WNW 3 | WNW 3 | 8 | 7 | 5 | 2.5 | ‖¹ a interv todo el dia |
| 12 | 53.7 | 54.1 | 54.9 | 7.0 | 8.8 | 7.7 | 9.2 | 6.9 | 7.3 | 7.8 | 6.5 | 98 | 92 | 83 | WNW 2 | WNW 2 | WNW 2 | 5 | 10 | 10 | 5.7 | ‖¹ a interv; ≡ 9a30- |
| 13 | 53.7 | 52.1 | 52.7 | 7.6 | 8.4 | 8.3 | 9.0 | 6.7 | 7.2 | 7.0 | 7.8 | 93 | 86 | 96 | N 3 | N 4 | N 4 | 10 | 10 | 8 | 5.5 | ‖¹ a interv MN-1p15; |
| 14 | 54.7 | 56.1 | 58.3 | 7.8 | 8.4 | 7.0 | 8.7 | 5.9 | 7.0 | 7.7 | 6.2 | 89 | 93 | 82 | NW 4 | W 1 | WSW 2 | 8 | 8 | 5 | 4.4 | ● ch 1a50-2a10; ≡ 1 |
| 15 | 58.7 | 58.6 | 58.9 | 8.0 | 8.6 | 8.2 | 9.1 | 6.3 | 6.7 | 7.9 | 7.6 | 83 | 95 | 93 | E 1 | E 1 | SSE 1 | 10 | 10 | 10 | — | ≡ 1a40-MN |
| 16 | 59.3 | 58.1 | 57.2 | 7.4 | 10.0 | 8.8 | 12.9 | 7.2 | 7.2 | 8.2 | 7.2 | 94 | 89 | 86 | SSW 1 | SSW 2 | SE 3 | 9 | 5 | 4 | — | ≡ a interv MN-7p15 |
| 17 | 54.8 | 53.7 | 53.1 | 13.0 | 15.5 | 13.2 | **16.2** | 8.7 | 5.9 | 6.8 | 7.2 | 53 | **52** | 64 | E 4 | NE 6 | NE 4 | 5 | 6 | 2 | — | Viento caliente del E |
| 18 | 51.7 | 51.5 | 52.1 | 9.9 | 9.8 | 8.5 | 10.0 | 8.0 | 6.3 | 7.7 | 7.7 | 69 | 86 | 93 | NE 4 | NE 5 | NE 3 | 4 | 9 | 8 | — | |
| 19 | 51.7 | 50.8 | 49.7 | 7.7 | 9.0 | 8.5 | 9.7 | 6.6 | 6.8 | 7.4 | 6.9 | 88 | 87 | 84 | NE 2 | NE 2 | NE 3 | 8 | 8 | 9 | — | |
| 20 | 47.5 | 44.8 | 44.0 | 7.8 | 8.0 | 8.0 | 8.2 | 7.2 | 7.0 | 7.6 | 7.3 | 89 | 94 | 92 | NE 3 | NE 4 | ENE 3 | 10 | 10 | 10 | — | ≡ 10a20-MN |
| 21 | 43.9 | 44.1 | 46.5 | 7.5 | 8.7 | 7.9 | 9.1 | 6.8 | 7.2 | 7.8 | 6.9 | 93 | 93 | 88 | ENE 2 | E 4 | SE 3 | 10 | 10 | 10 | 5.6 | ‖² 1a25-10a30; ≡ MN- |
| 22 | 47.8 | 48.3 | 48.4 | 7.0 | 7.8 | 6.5 | 8.3 | 5.6 | 6.8 | 6.5 | 6.1 | 91 | 82 | 84 | SSE 2 | SSW 3 | WSW 3 | 10 | 8 | 8 | 3.4 | ≡⁰ 1a30-7a25 |
| 23 | 47.6 | 47.5 | 47.1 | 6.8 | 8.3 | 7.1 | 9.1 | 5.5 | 6.5 | 6.5 | 6.9 | 88 | 79 | 91 | W 4 | WNW 4 | NW 3 | 10 | 8 | 10 | 4.2 | ● 4a25-10a30, 4p30-M |
| 24 | 44.6 | 42.3 | 43.0 | 8.2 | 9.0 | 8.8 | 9.2 | 7.0 | 7.7 | 8.6 | 8.3 | 94 | 00 | 99 | N 4 | W 6 | WSW 7 | 10 | 10 | 10 | 13.3 | ●¹ ch; ≡ 4a20-9p45 |
| 25 | 43.8 | 47.9 | 50.9 | 7.5 | 8.1 | 7.0 | 8.3 | 6.0 | 6.5 | 6.5 | 6.4 | 85 | 81 | 85 | WSW 9 | SW 9 | SW 8 | 10 | 8 | 10 | 9.0 | ●¹ ch; ≡ MN-10a10,8 |
| 26 | 55.1 | 56.3 | 53.4 | 6.4 | 7.4 | 6.0 | 7.5 | 5.0 | 6.6 | 5.7 | 5.9 | 91 | 74 | 85 | SW 8 | N 3 | NE 6 | 5 | 8 | 10 | 9.3 | ●¹ ch 0a30-6a40, 7p3 |
| 27 | 51.0 | 54.3 | 57.6 | 7.8 | 7.6 | 7.5 | 7.9 | 5.3 | 7.0 | 5.8 | 5.8 | 89 | 74 | 74 | WSW 8 | SW 7 | SW 6 | 8 | 8 | 8 | 10.3 | ●¹ ch MN-11a20 [△ai |
| 28 | 59.2 | 60.0 | **60.2** | 6.8 | 8.7 | 7.0 | 9.0 | 6.2 | 6.5 | 5.9 | 5.4 | 88 | 70 | 72 | WSW 4 | SW 3 | SSW 2 | 5 | 4 | 4 | 4.6 | ∞ am, ⊽ |
| 29 | 56.9 | 51.4 | 48.0 | 5.5 | 11.4 | 8.8 | 12.0 | 5.0 | 5.4 | 6.3 | 5.4 | 80 | 63 | 64 | SE 1 | SE 1 | E 2 | 2 | 2 | 2 | — | ⌓ am; ∞ am, ⨁ 3p10 |
| 30 | 45.5 | 44.1 | 43.7 | 9.4 | 9.8 | 9.0 | 10.2 | 8.4 | 7.2 | 7.9 | 8.1 | 82 | 87 | 95 | NE 5 | NNE 8 | NNE 8 | 8 | 8 | 8 | — | ‖ 11p-MN; ⊍ 1a40-3a |
| 31 | 45.0 | 47.1 | 47.9 | 6.0 | 6.0 | 5.5 | 7.0 | 4.4 | 5.9 | **5.2** | **5.2** | 85 | 75 | 77 | SW 8 | W 4 | W 6 | 5 | 7 | 6 | 7.2 | ●¹ ch MN-5a30, △ 2a [20, 6p15; ⊽ 9p15- |
| Pro. Mit. | 50.5 | 50.2 | 50.1 | 7.9 | 9.0 | 8.2 | 9.5 | 6.5 | 6.9 | 7.3 | 7.1 | 87 | 85 | 87 | 4.5 | 4.5 | 4.7 | 7.9 | 7.8 | 7.5 | 133.8 | |

**EVANGELISTAS** (H = 55 m) **JULIO 1912** φ = 52° 24′ S λ = 75° 06′ W $C_g$ = +

| | | | | | | | | | | | | | | | | | | | | | | |
|---|---|---|---|---|---|---|---|---|---|---|---|---|---|---|---|---|---|---|---|---|---|---|
| 1 | 58.1 | 51.3 | 44.1 | 4.6 | 4.0 | 6.0 | 1.0 | 6.1 | 5.9 | 7.0 | 97 | 97 | 00 | NW 6 | N 6 | W 6 | 10 | 10 | 10 | 0.5 | ‖⁰ 9a-10a30, ●¹ 0p30 |
| 2 | 47.0 | 47.8 | 47.1 | 6.0 | 6.6 | 6.6 | 3.0 | 7.0 | 6.6 | 6.6 | 00 | 91 | 91 | W 6 | W 5 | W 6 | 10 | 10 | 10 | 6.6 | ●² ch 5a-5a30 |
| 3 | 43.4 | 41.2 | 41.1 | 6.8 | 6.2 | 6.5 | 2.9 | 6.5 | 6.9 | 6.7 | 88 | 97 | 93 | NW 2 | NW 2 | NW 4 | 7 | 10 | 10 | 5.6 | ●¹ 3a5-5a15, ‖⁰ a int |
| 4 | 40.6 | 41.2 | 42.3 | 5.8 | 5.2 | 5.0 | 1.4 | 6.9 | 6.0 | 5.7 | 00 | 90 | 87 | C 0 | NE 2 | NNE 1 | 10 | 10 | 10 | 14.2 | ● a interv |
| 5 | 44.5 | 46.1 | 46.9 | 5.2 | 5.8 | 5.8 | 1.8 | 6.2 | 5.8 | 5.8 | 94 | 85 | 85 | NNW 4 | NNW 4 | N 1 | 7 | 6 | 6 | 10.0 | ● a interv |
| 6 | 48.9 | 49.2 | 41.9 | 4.8 | 5.6 | 6.5 | 1.0 | 5.2 | 6.4 | 6.1 | 81 | 94 | 84 | N 2 | NNW 6 | NNE 6 | 10 | 10 | 10 | 2.1 | ●¹ a interv |
| 7 | 33.1 | 36.0 | 35.7 | 6.7 | 7.0 | 5.8 | 1.8 | 6.6 | 6.4 | 6.5 | 90 | 85 | 94 | NW 6 | NW 8 | WNW 7 | 10 | 10 | 10 | 23.7 | ● a interv |
| 8 | **33.0** | 34.6 | 36.6 | 5.2 | 6.0 | 4.8 | 1.4 | 6.2 | 5.5 | 5.4 | 94 | 79 | 84 | WSW 8 | WSW 7 | WSW 9 | 10 | 7 | 9 | 29.3 | ● MN-8a, ●¹ ch 7p-n; |
| 9 | 38.9 | 35.1 | 38.3 | 5.2 | 6.0 | 5.4 | 0.8 | 5.4 | 6.1 | 4.6 | 81 | 88 | 69 | WSW 9 | WNW 10 | SW 4 | 8 | 10 | 8 | 7.1 | ●¹ 9a-4p, ●ch 7p30; ↙ |
| 10 | 41.9 | 36.8 | 36.4 | 5.0 | 5.2 | 4.6 | 0.8 | 6.3 | 6.0 | 5.3 | 97 | 90 | 84 | SW 6 | NW 10 | WSW 11 | 10 | 10 | 8 | 11.6 | ●¹ ch, ✳² ch; ↙ 7p |
| 11 | 38.9 | 39.6 | 44.8 | 4.2 | 3.8 | 4.0 | 0.0 | 5.8 | 4.6 | 5.1 | 93 | 77 | 84 | WSW 11 | SW 10 | SW 7 | 9 | 8 | 10 | 13.7 | ●² ch y △ a interv |
| 12 | 43.2 | 48.1 | 51.7 | 5.0 | 5.8 | 5.5 | 1.4 | 5.5 | 5.6 | 6.2 | 84 | 82 | 93 | SW 10 | SW 9 | SW 9 | 10 | 8 | 10 | 15.6 | ●² ch y △ a interv; ∞ |
| 13 | 50 0 | 49.7 | 49.5 | 7.2 | 7.4 | 6.8 | 2.0 | 7.1 | 7.0 | 7.0 | 94 | 91 | 94 | SW 5 | WNW 6 | WNW 4 | 10 | 10 | 8 | 6.0 | ‖¹ 3a-7p |
| 14 | 42.1 | 42.7 | 46.0 | 6.2 | 7.8 | 8.0 | 3.0 | 6.9 | 7.7 | 7.8 | 97 | 98 | 98 | WNW 9 | NW 11 | WNW 9 | 10 | 10 | 10 | 3.7 | ● y≡ 6a-6p |
| 15 | 45.5 | 45.5 | 55.7 | 8.0 | 8.4 | 3.2 | 0.1 | 8.0 | 8.2 | 5.4 | 00 | 00 | 93 | WNW 8 | WNW 9 | S 4 | 10 | 10 | 10 | **56.1** | ● a interv am-10p30 |
| 16 | 62.6 | 60.4 | 57.5 | 3.8 | 6.0 | 8.6 | 0.0 | 4.6 | 7.0 | **8.3** | 77 | 00 | 00 | E 4 | NE 5 | NW 9 | 4 | 10 | 4 | 38.7 | ●¹ y ≡ 9a-MN |
| 17 | 57.8 | 56.9 | 55.8 | 8.0 | 8.2 | 8.2 | 4.2 | 8.0 | 7.9 | 7.4 | 00 | 98 | 92 | NW 7 | NNW 7 | NW 5 | 10 | 8 | 10 | 13.0 | ● 6p-MN |
| 18 | 53.4 | 52.0 | 51.6 | 8.2 | 8.0 | 8.0 | 4.5 | 7.9 | 7.3 | 8.0 | 98 | 92 | 00 | NW 6 | NW 6 | NW 8 | 9 | 10 | 10 | 4.0 | ● MN-1a30, ‖⁰ a inte |
| 19 | 57.6 | 58.2 | 58.5 | 4.0 | 3.6 | 3.8 | 0.0 | 5.3 | 5.3 | 5.4 | 87 | 90 | 90 | S 3 | S 2 | SW 1 | 8 | 7 | 7 | 5.6 | ≡ a interv |
| 20 | 57.5 | 55.7 | 54.6 | 4.4 | 3.8 | 3.2 | -0.2 | 6.0 | 5.0 | 4.8 | 97 | 83 | 83 | SW 3 | SW 2 | SW 1 | 9 | 9 | 8 | 0.1 | ‖⁰ an; ≡ II |
| 21 | 51.8 | 51.7 | 53.6 | 4.2 | 5.2 | 5.2 | 0.2 | 5.4 | 5.6 | 5.8 | 87 | 84 | 87 | SW 4 | SW 5 | SW 4 | 8 | 8 | 9 | 1.0 | ‖⁰ a interv |
| 22 | 53.3 | 49.9 | 46.2 | 4.7 | 4.8 | 5.2 | 1.2 | 5.7 | 5.6 | 6.1 | 89 | 87 | 92 | WNW 3 | NW 5 | NW 6 | 10 | 10 | 10 | 0.9 | ●¹ ch; ⌒ NE 2p15 |
| 23 | 43.4 | 41.6 | 42.7 | 6.0 | 5.8 | 5.2 | 1.6 | 5.8 | 6.3 | 5.8 | 84 | 91 | 87 | WNW 7 | WNW 6 | W 6 | 10 | 8 | 8 | 5.5 | ●¹ a interv |
| 24 | 43.2 | 39.5 | 36.0 | 4.0 | 3.4 | 1.9 | -1.4 | 5.5 | 4.1 | 3.5 | 90 | 70 | 65 | SW 2 | SE 1 | E 4 | 8 | 7 | 9 | 12.1 | ●¹ a interv 5p-6p30 |
| 25 | 42.0 | 48.8 | 55.6 | 1.4 | 1.6 | 1.0 | **-2.2** | 5.0 | 3.6 | 4.7 | 00 | 69 | 96 | SSE 4 | SE 2 | SE 2 | 8 | 3 | 0 | 0.0 | ✳ ch y △ ch 6p-MN |
| 26 | **59.2** | 55.8 | 49.1 | 1.7 | 2.6 | 3.4 | -1.4 | 4.9 | **3.4** | 3.9 | 94 | **62** | 66 | NNE 3 | NNE 4 | NNE 5 | 2 | 5 | 7 | 0.5 | ✳ch y △ch MN-6a; ⌙ |
| 27 | 43.8 | 44.9 | 51.4 | 5.0 | 4.6 | 4.8 | 0.5 | 6.3 | 5.3 | 4.6 | 97 | 84 | 71 | W 8 | WSW 10 | SW 10 | 9 | 8 | 8 | 3.0 | ● 2a15-6a, ●ch y △ |
| 28 | 56.6 | 56.2 | 54.5 | 4.4 | 5.8 | 5.5 | 0.4 | 5.7 | 5.8 | 6.4 | 92 | 85 | 96 | SW 6 | WNW 8 | WNW 8 | 9 | 10 | 10 | 1.6 | ●¹ y ‖ a interv |
| 29 | 55.5 | 52.3 | 48.8 | 6.0 | 7.8 | 7.8 | 2.4 | 6.5 | 7.7 | 7.0 | 93 | 98 | 89 | WNW 5 | NNW 8 | NNW 7 | 10 | 10 | 8 | 7.1 | ●¹ 9a-MD; ⌓ am, ≡ |
| 30 | 41.4 | 38.3 | 41.9 | 8.6 | 7.8 | 5.0 | 1.4 | 7.0 | 7.0 | 4.5 | 84 | 89 | 69 | NW 8 | NNW 11 | SW 4 | 10 | 10 | 10 | 2.6 | ●¹ ch y △ ch p; ∞ hor |
| 31 | 42.6 | 40.6 | 39.1 | 4.2 | 4.8 | 3.4 | 3.4 | 5.8 | 5.2 | 5.4 | 93 | 81 | 93 | NNW 7 | NNW 8 | NNW 7 | 8 | 7 | 10 | 14.9 | ✳ch y △ch p, ● y ✳ |
| Pro. Mit. | 47.4 | 46.7 | 46.9 | 5.3 | 5.6 | 5.3 | 1.3 | 6.2 | 6.0 | 5.9 | 92 | 87 | 88 | 5.5 | 6.3 | 5.6 | 8.8 | 8.7 | 8.6 | 316.4 | |

Barómetro reducido a 0°C y a gravedad normal. Barometer reduciert auf 0°C und Normals

(1) 7p10. (2) MN. (3) MN; ≡⁰ todo el dia ↙ N 6p. (4) ∞ am; ↙ NW 2a. (5) ‖¹ a interv 5p15-MN. (6) 12 MN-11p10. (7) 30; ‖ 11p20-MN. (8) ●¹ 2p30-8p15; ≡ 3 (9) ⊽ 7p-8p. (10) interv; ↙ 2p30-MN.

(H = 142 m) **JULIO 1912** φ = 43° 33′ S λ = 74° 45′ W $h_a$ =

| Velocidad del viento Windgeschwindigkeit | | | | | | | | Nubes (clase y dirección) Wolken (Art und Richtung) | | | Agua caída Niederschlag | | | Evaporación Verdunstung | | | |
|---|---|---|---|---|---|---|---|---|---|---|---|---|---|---|---|---|---|
| m/minuto | | | km | | | | | | | | mm | | | mm | | | |
| 7a | 2p | 9p | 9p-7a | 7a-2p | 2p-9p | 7a-7a | k/1h | 7a | 2p | 9p | 7a | 2p | 9p | 7a | 2p | 9p | 7a-7a |
| 264 | 984 | 1560 | 159.0 | 410.0 | 656.0 | 529.0 | 22.0 | ni | ni | ni | — | 4.5 | 2.9 | | | | |
| 1152 | 1134 | 1014 | 690.0 | 475.0 | 427.0 | 1756.0 | 73.2 | ni | ni | ni | 8.0 | 6.0 | 4.9 | | | | |
| 1416 | 936 | 834 | 850.0 | 390.0 | 351.0 | 1752.0 | 73.0 | ni | ni | cu-ni | 3.0 | 2.1 | — | | | | |
| 366 | 402 | 384 | 219.0 | 165.0 | 163.0 | 960.0 | 40.0 | cu-ni | cu-ni | cu-ni | 1.7 | 2.9 | 1.8 | | | | |
| 300 | 648 | 768 | 178.0 | 270.0 | 322.0 | 506.0 | 21.1 | cu-ni | str-cu | cu-ni | 1.2 | — | — | | | | |
| 684 | 348 | 1332 | 406.0 | 147.0 | 562.0 | 998.0 | 41.6 | str-cu | str-cu | ni | 2.6 | — | 0.2 | | | | |
| 1668 | 1833 | **1916** | 1005.0 | 756.0 | 790.0 | 1714.0 | 71.4 | ni | ni | ni | 0.4 | 0.2 | 0.3 | | | | |
| 684 | 516 | 834 | 407.0 | 217.0 | 351.0 | **1953.0** | **81.4** | ni | ci-str | ni | 2.1 | — | — | | | | |
| 552 | 252 | 384 | 332.0 | 106.0 | 164.0 | 900.0 | 37.5 | cu-ni | cu-ni | cu-ni | 3.5 | — | — | | | | |
| 966 | 936 | 498 | 579.0 | 389.0 | 210.0 | 849.0 | 35.4 | cu-ni | cu-ni | cu-ni | 0.5 | 0.4 | 0.7 | | | | |
| 486 | 432 | 300 | 290.0 | 184.0 | 128.0 | 889.0 | 37.0 | ni | cu-ni | cu-ni | 1.4 | 2.7 | 2.3 | | | | |
| 198 | 198 | 166 | 124.0 | 82.0 | 73.0 | 436.0 | 18.2 | cu-ni | ni | ni | 0.7 | 0.9 | 1.7 | | | | |
| 432 | 450 | 498 | 262.0 | 188.0 | 204.0 | 417.0 | 17.4 | ni | ni | cu-ni | 2.9 | 2.1 | — | | | | |
| 450 | 131 | 264 | 266.0 | 55.0 | 112.0 | 658.0 | 27.4 | cu-ni | str | cu-ni | 2.3 | — | — | | | | |
| 126 | 166 | 168 | 76.0 | 70.0 | 74.0 | 243.0 | 10.1 | str | str | str | — | — | — | | | | |
| 96 | 186 | 336 | 58.0 | 80.0 | 137.0 | **202.0** | **8.4** | str | a-cu | ci-cu | — | — | — | | | | |
| 498 | 900 | 516 | 299.0 | 376.0 | 219.0 | 516.0 | 21.5 | ci-str | ci-str | ci-str | — | — | — | | | | |
| 498 | 666 | 414 | 297.0 | 282.0 | 174.0 | 892.0 | 37.2 | ci-str | str-cu | str-cu | — | — | — | | | | |
| 234 | 216 | 336 | 139.0 | 90.0 | 138.0 | 595.0 | 24.8 | str-cu | str-cu | str-cu | — | 0.2 | 0.3 | | | | |
| 414 | 450 | 336 | 249.0 | 192.0 | 140.0 | 477.0 | 19.9 | str-cu | ni | ni | — | — | — | | | | |
| 216 | 486 | 336 | 134.0 | 200.0 | 140.0 | 466.0 | 19.4 | ni | ni | ni | 5.1 | 2.5 | — | | | | |
| 264 | 366 | 432 | 160.0 | 156.0 | 180.0 | 500.0 | 20.8 | ni | str-cu | str-cu | 0.9 | 0.0 | — | | | | |
| 498 | 498 | 432 | 296.0 | 210.0 | 180.0 | 632.0 | 26.3 | ni | cu-ni | ni | 4.2 | 2.9 | 4.6 | | | | |
| 552 | 852 | 936 | 328.0 | 357.0 | 395.0 | 718.0 | 29.9 | ni | str | str | 5.8 | 2.7 | 0.5 | | | | |
| 1266 | 1464 | 1182 | 760.0 | 615.0 | 497.0 | 1512.0 | 63.0 | ni | cu-ni | str | 5.8 | 0.9 | 0.2 | | | | |
| 1098 | 366 | 852 | 659.0 | 152.0 | 354.0 | 1771.0 | 73.8 | cu-ni | str-cu | ni | 8.2 | — | 0.9 | | | | |
| 1152 | 918 | 834 | 689.0 | 388.0 | 350.0 | 1195.0 | 49.8 | ni | ni | cu-ni | 9.4 | 4.6 | — | | | | |
| 582 | 336 | 186 | 350.0 | 140.0 | 78.0 | 1088.0 | 45.3 | cu-ni | str-cu | cu | — | — | — | | | | |
| **33** | 50 | 166 | 14.0 | 22.0 | 70.0 | 232.0 | 9.7 | str | str | str | — | — | — | | | | |
| 702 | 1116 | 1086 | 419.0 | 472.0 | 456.0 | 511.0 | 21.3 | str-cu | str-cu | ni | | | 2.1 | | | | |
| 1098 | 564 | 834 | 663.0 | 237.0 | 350.0 | 1591.0 | 66.3 | cu-ni | cu-ni | cu-ni | 7.2 | — | | | | | |
| 614 | 606 | 649 | 366.4 | 254.0 | 272.4 | 885.7 | 36.9 | | | | 76.9 | 35.6 | 23.4 | | | | |

**NGELISTAS** (H = 55 m) **JULIO 1912** φ = 52° 24′ S λ = 75° 06′ W $h_a$ = —

| | | | | | | | | | | | | | | | | | |
|---|---|---|---|---|---|---|---|---|---|---|---|---|---|---|---|---|---|
| | | | | | | | | ni | ni | ni | 0.4 | 0.6 | 1.9 | | | | |
| | | | | | | | | ni | ni | ni | 4.1 | 3.0 | 1.5 | | | | |
| | | | | | | | | cu-ni | ni | ni | 1.1 | 0.2 | 2.1 | | | | |
| | | | | | | | | ni | ni | ni | 11.9 | 4.5 | 3.0 | | | | |
| | | | | | | | | cu-ni | str-cu | ni | 2.5 | 0.0 | 0.2 | | | | |
| | | | | | | | | ni | ni | ni | 1.9 | 3.0 | 0.8 | | | | |
| | | | | | | | | ni | ni | ni | 19.9 | 8.9 | 3.0 | | | | |
| | | | | | | | | ni | cu-ni | ni | 17.4 | 2.7 | 3.0 | | | | |
| | | | | | | | | ni | ni | cu-ni | 1.4 | 6.6 | 3.0 | | | | |
| | | | | | | | | cu-ni | ni | ni | 2.0 | 3.1 | 4.2 | | | | |
| | | | | | | | | cu-ni | cu-ni | ni | 6.4 | 5.4 | 0.8 | | | | |
| | | | | | | | | ni | cu-ni | ni | 9.4 | 3.4 | 1.2 | | | | |
| | | | | | | | | ni | ni | cu-ni | 1.4 | 1.0 | 0.0 | | | | |
| | | | | | | | | ni | ni | ni | 2.7 | 21.5 | 16.8 | | | | |
| | | | | | | | | ni | ni | ni | 17.8 | 23.0 | 15.7 | | | | |
| | | | | | | | | str | ni | ni | 0.0 | 2.6 | 7.8 | | | | |
| | | | | | | | | ni | cu-ni | ni | 2.6 | — | 2.4 | | | | |
| | | | | | | | | cu-ni | ni | ni | 1.6 | 0.2 | 2.6 | | | | |
| | | | | | | | | cu-ni | cu-ni | cu-ni | 2.8 | 0.1 | 0.0 | | | | |
| | | | | | | | | cu-ni | fr-ni | cu-ni | 0.0 | — | 0.2 | | | | |
| | | | | | | | | cu-ni | cu-ni | cu-ni | 0.8 | 0.4 | 0.0 | | | | |
| | | | | | | | | ni | ni | ni | 0.5 | 0.3 | 2.0 | | | | |
| | | | | | | | | ni | cu-ni | cu-ni, a-cu | 3.2 | 8.1 | 0.3 | | | | |
| | | | | | | | | cu-ni | cu-ni | ni | 3.7 | 0.0 | 0.0 | | | | |
| | | | | | | | | cu-ni | cu-ni | | — | — | 0.5 | | | | |
| | | | | | | | | ci-str | ci-str | ci-str | 0.0 | — | — | | | | |
| | | | | | | | | cu-ni | cu-ni | cu-ni | 3.0 | 0.6 | 0.2 | | | | |
| | | | | | | | | cu-ni | ni | ni | 0.8 | 0.8 | 1.7 | | | | |
| | | | | | | | | ni | ni | cu-ni | 4.6 | 2.2 | 0.4 | | | | |
| | | | | | | | | fr-ni | ni | ni | — | 1.7 | 13.2 | | | | |
| | | | | | | | | cu-ni | ni, a-cu | ni | — | 0.6 | 11.9 | | | | |
| | | | | | | | | | | | 123.9 | 104.5 | 100.4 | | | | |

s Observaciones se efectuaron según hora oficial de Chile (75° de long.)

Alle Beobachtungen nach chilenischer Einheitszeit (75° Länge).

**PUNTA DUNGENES** (H = 5 m) **JULIO 1912** φ = 52° 24′ S λ = 68° 25′ W $C_g$ =

| Dia Tag | Barómetro Barometer 700 mm + | | | Temperatura del aire Lufttemperatur C° | | | | | Humedad absoluta Absolute Feuchtigkeit mm | | | Humedad relativa Relative Feuchtigkeit % | | | Dirección y fuerza del viento Richtung und Stärke des Windes 0—12 B | | | Nebulosidad Bewölkung 0—10 | | | Agua caída Niederschlag mm | Notas Bemerkungen |
|---|---|---|---|---|---|---|---|---|---|---|---|---|---|---|---|---|---|---|---|---|---|---|
| | 7a | 2p | 9p | 7a | 2p | 9p | Max. | Min. | 7a | 2p | 9p | 7a | 2p | 9p | 7a | 2p | 9p | 7a | 2p | 9p | 7a-7a | |
| 1 | 60.1 | 60.1 | 50.3 | 0.5 | 2.4 | 1.5 | 3.0 | 0.5 | 4.4 | 4.3 | 3.7 | 92 | 79 | 72 | W 2 | W 2 | W 2 | 5 | 10 | 10 | | |
| 2 | 40.8 | 40.8 | 49.9 | 3.0 | 4.2 | 4.0 | 4.5 | 1.0 | 5.1 | 5.6 | 6.1 | 90 | 90 | **00** | SW 3 | SW 3 | SW 3 | 7 | 9 | 0 | | |
| 3 | 40.7 | 40.4 | 40.3 | 3.5 | 4.0 | 3.0 | 4.5 | 1.0 | 5.4 | 5.6 | 5.7 | 92 | 92 | **00** | SW 1 | SW 1 | C 0 | 3 | 3 | 3 | | |
| 4 | 40.6 | 40.4 | 50.3 | 4.6 | 2.8 | 2.4 | 6.5 | 0.5 | 5.1 | 5.0 | 5.1 | 81 | 89 | 93 | SW 2 | SE 1 | SE 1 | 8 | 9 | 10 | | |
| 5 | 50.3 | 50.4 | 50.5 | 1.0 | 1.6 | 2.4 | 4.0 | 1.0 | 4.7 | 4.8 | 5.3 | 96 | 93 | 96 | SSE 2 | ENE 1 | ENE 1 | 10 | 9 | 8 | | |
| 6 | 50.7 | 50.7 | 50.6 | 2.6 | 4.8 | 2.0 | 5.0 | 2.0 | 5.1 | 5.8 | 5.1 | 93 | 90 | 96 | NE 1 | NE 1 | NE 1 | 8 | 10 | 0 | | |
| 7 | 50.0 | 39.6 | 40.1 | 4.6 | 7.2 | 4.0 | 7.6 | 3.2 | 5.5 | 5.6 | 5.9 | 87 | 74 | 97 | NE 5 | NE 4 | WNW 1 | 10 | 3 | 0 | | |
| 8 | **30.7** | 39.6 | 40.0 | 4.6 | 5.0 | 3.4 | 5.0 | 3.0 | 4.7 | 5.3 | 5.6 | 74 | 81 | 97 | NW 2 | WSW 4 | SW 4 | 5 | 8 | 9 | | |
| 9 | 40.0 | 40.4 | 39.9 | 4.0 | 4.0 | 4.3 | 5.0 | 4.0 | 5.1 | 5.2 | 5.3 | 84 | 85 | 85 | WSW 3 | WNW 2 | WNW 6 | 3 | 10 | 3 | | |
| 10 | 40.6 | 40.7 | 40.7 | 2.4 | 4.0 | 4.0 | 6.0 | 2.2 | 4.9 | 5.3 | 5.2 | 89 | 87 | 85 | W 2 | WSW 2 | WSW 3 | 9 | 5 | 8 | | |
| 11 | 40.5 | 40.2 | 40.1 | 5.0 | 4.8 | 3.1 | 6.0 | 1.4 | 4.7 | 5.8 | 4.7 | 72 | 90 | 83 | WSW 4 | WSW 2 | W 4 | 1 | 5 | 1 | | |
| 12 | 40.6 | 40.5 | 50.1 | 1.4 | 5.0 | 2.8 | 6.8 | 1.4 | 4.5 | 5.1 | 4.6 | 89 | 78 | 80 | NW 4 | SW 4 | SW 3 | 0 | 8 | 0 | | |
| 13 | 50.1 | 50.3 | 50.4 | 3.6 | 4.8 | 4.4 | 7.5 | 2.8 | 4.5 | 5.2 | 4.8 | 77 | 81 | 77 | NW 3 | WNW 1 | W 1 | 2 | 5 | 1 | | |
| 14 | 50.1 | 40.7 | 49.7 | 3.4 | 5.3 | 6.0 | 8.6 | 3.0 | 4.9 | 5.7 | 5.7 | 83 | 86 | 82 | NW 3 | W 3 | WSW 3 | 6 | 10 | 10 | | |
| 15 | 50.1 | 49.9 | 50.5 | 5.0 | 8.5 | 4.1 | **8.9** | 3.4 | 5.6 | **7.0** | 4.4 | 86 | 86 | 72 | WSW 1 | WSW 3 | W 3 | 10 | 10 | 10 | | |
| 16 | **70.5** | 70.2 | 70.1 | 1.8 | 2.6 | 2.0 | 8.8 | 0.8 | 4.1 | 4.6 | 4.7 | 78 | 82 | 89 | SSE 2 | C 0 | C 0 | 5 | 4 | 10 | | |
| 17 | 60.4 | 60.0 | 60.0 | 3.4 | 4.4 | 5.0 | 6.0 | **0.2** | 4.9 | 5.9 | 5.5 | 83 | 96 | 84 | NW 3 | WSW 1 | C 0 | 10 | 10 | 10 | | |
| 18 | 59.9 | 50.3 | 50.7 | 4.6 | 5.0 | 3.4 | 5.5 | 0.8 | 5.1 | 5.9 | 5.5 | 81 | 90 | 95 | C 0 | C 0 | C 0 | 6 | 10 | 8 | | |
| 19 | 50.5 | 50.7 | 59.2 | 4.0 | 4.8 | 3.4 | 5.4 | **0.2** | 5.6 | 5.8 | 5.0 | 92 | 90 | 85 | C 0 | SW 3 | WNW 3 | 2 | 0 | 0 | | |
| 20 | 50.7 | 50.5 | 40.7 | 2.8 | 3.8 | 4.2 | 6.4 | 1.8 | 4.8 | 5.4 | 5.9 | 86 | 90 | 96 | WSW 3 | WSW 2 | WSW 1 | 0 | 8 | 5 | | |
| 21 | 50.1 | 49.9 | 49.9 | 2.4 | 4.2 | 3.6 | 4.6 | 1.5 | 4.5 | 5.1 | 5.3 | 80 | 82 | 90 | WSW 3 | WSW 3 | SSW 4 | 10 | 10 | 0 | | |
| 22 | 50.7 | 50.2 | 50.2 | 2.6 | 5.0 | 2.8 | 6.0 | 1.2 | 4.6 | 5.1 | 4.7 | 82 | 78 | 82 | SW 1 | WNW 1 | C 0 | 0 | 8 | 10 | | |
| 23 | 40.7 | 40.2 | 40.3 | 3.0 | 5.0 | 4.0 | 5.0 | 0.6 | 4.8 | 4.8 | 5.2 | 85 | 74 | 85 | WSW 1 | WSW 1 | WSW 2 | 10 | 1 | 2 | | |
| 24 | 40.1 | 40.1 | 39.9 | 3.2 | 7.8 | 5.4 | 7.8 | 1.4 | 5.0 | 5.1 | 4.6 | 87 | **64** | 69 | SW 4 | SW 4 | SW 2 | 10 | 0 | 0 | | |
| 25 | 40.3 | 50.0 | 60.0 | 1.0 | 1.0 | 1.0 | 3.0 | **0.2** | **8.2** | 4.0 | 3.7 | 65 | 81 | 73 | SSE 3 | S 4 | SE 4 | 10 | 5 | 6 | | |
| 26 | 60.8 | 60.5 | 60.2 | 1.6 | 1.0 | 1.2 | 4.4 | 0.8 | 4.8 | 4.2 | 4.4 | 93 | 85 | 89 | SE 2 | NW 1 | SW 2 | 9 | 0 | 0 | | |
| 27 | 50.0 | 40.0 | 49.9 | 2.0 | 4.0 | 3.4 | 4.4 | 2.0 | 4.3 | 4.4 | 4.7 | 82 | 72 | 80 | SE 2 | W 3 | NW 4 | 10 | 6 | 1 | | |
| 28 | 50.5 | 50.8 | 59.9 | 3.0 | 4.4 | 4.0 | 5.3 | 0.5 | 4.5 | 5.0 | 4.2 | 79 | 80 | 69 | SW 5 | SW 5 | NW 2 | 0 | 0 | 9 | | |
| 29 | 60.0 | 59.8 | 59.6 | 3.0 | 6.0 | 6.2 | 8.3 | 3.0 | 4.9 | 6.1 | 6.1 | 87 | 88 | 87 | WSW 2 | SE 1 | NNE 4 | 1 | 0 | 4 | | |
| 30 | 59.9 | 60.1 | 60.0 | 6.2 | 6.1 | 6.0 | *8.8* | *4.6* | 5.6 | 5.6 | 6.0 | 79 | 79 | 87 | NNW 4 | NW 4 | NW 3 | 10 | 10 | 9 | | |
| 31 | 40.4 | 40.5 | 40.6 | 3.0 | 4.3 | 3.4 | 7.0 | 0.3 | 5.1 | 5.3 | 4.9 | 90 | 85 | 83 | C 0 | SW 3 | NW 2 | 3 | 10 | 1 | | |
| Pro. Mit. | 48.8 | 48.0 | 49.9 | 3.1 | 4.4 | 3.6 | 6.0 | 1.6 | 4.8 | 5.3 | 5.1 | 84 | 84 | 86 | 3.0 | 2.3 | 2.2 | 5.9 | 6.3 | 4.8 | | |

**PUNTA ARENAS** (H = 4 m) **JULIO 1912** φ = 53° 10′ S λ = 70° 54′ W $C_g$ = +0. +0.

| | | | | | | | | | | | | | | | | | | | | | | |
|---|---|---|---|---|---|---|---|---|---|---|---|---|---|---|---|---|---|---|---|---|---|---|
| 1 | 63.2 | 61.8 | 53.7 | 0.3 | 1.8 | 0.8 | 3.0 | -4.5 | 4.1 | 4.1 | 4.7 | 88 | 79 | 96 | NW 2 | C 0 | C 0 | 1 | 10 | 10 | 0.2 | ⚹¹ |
| 2 | 49.9 | 50.3 | 50.5 | 0.6 | 5.5 | 4.6 | 5.7 | 1.5 | 4.5 | 5.2 | 5.1 | 93 | 76 | 80 | NNW 1 | WNW 2 | C 0 | 8 | 5 | 10 | 0.6 | ⚹¹ a interv MN-MD |
| 3 | 48.1 | 46.3 | 45.2 | 3.4 | 3.8 | 3.4 | 5.0 | 2.4 | 4.9 | 5.6 | 5.0 | 85 | 92 | 86 | NW 2 | C 0 | C 0 | 10 | 10 | 10 | 5.9 | ●¹ 10a50-2p50 |
| 4 | 44.7 | 46.6 | 49.4 | 4.9 | 3.0 | 0.6 | 4.9 | 0.4 | 5.3 | 4.0 | 4.6 | 81 | 71 | 96 | SSE 3 | SSE 5 | SE 2 | 10 | 9 | 10 | 3.0 | ⚹⁰ 8a30 |
| 5 | 53.3 | 55.3 | 57.6 | -0.7 | -0.4 | 0.1 | 0.7 | -0.7 | 4.3 | 4.3 | 4.0 | **98** | 96 | 86 | NE 6 | NE 4 | ESE 2 | 10 | 10 | 10 | 0.8 | ⚹ a interv |
| 6 | 58.5 | 57.4 | 55.7 | 1.0 | 2.8 | 1.1 | 3.0 | -0.4 | 4.4 | 5.5 | 4.7 | 90 | **98** | 95 | NNE 4 | N 3 | NW 2 | 10 | 10 | 10 | 0.6 | ●¹ 9a-4p30 |
| 7 | *40.1* | 40.0 | 40.3 | *2.0* | 4.6 | 4.4 | 6.5 | 0.0 | *4.8* | 5.1 | 4.8 | *92* | 80 | 77 | NNE 2 | W 3 | NW 5 | 9 | 8 | 0 | **23.3** | ●² 2a50-7a30 |
| 8 | **37.7** | 39.5 | 40.6 | 3.1 | 3.9 | 2.9 | 4.2 | 1.8 | 4.9 | 4.6 | 4.3 | 86 | 76 | 76 | NE 3 | WSW 2 | NW 3 | 9 | 9 | 2 | 0.2 | ●⁰ 7a30-10a20; ⌒² a |
| 9 | 43.4 | 41.7 | 41.0 | 2.6 | 4.2 | 3.6 | 4.4 | 2.0 | 4.6 | 4.4 | 4.6 | 74 | 71 | 77 | WNW 5 | N 4 | W 6 | 4 | 9 | 2 | 1.0 | ⌙ an [sol |
| 10 | 46.4 | 45.2 | 39.9 | 2.1 | 3.6 | 3.2 | 4.5 | 0.0 | 4.4 | 4.3 | 4.5 | 82 | 73 | 78 | NE 2 | ENE 5 | W 7 | 8 | 8 | 10 | — | |
| 11 | 44.3 | 41.5 | 47.0 | 1.6 | 2.4 | 1.2 | 2.7 | 0.5 | 4.6 | 4.7 | 4.3 | 90 | 87 | 86 | NW 6 | NW 6 | W 3 | 10 | 10 | 10 | 5.0 | ⚹¹ 6a-6p |
| 12 | 44.0 | 48.5 | 53.1 | 3.0 | 2.4 | 3.2 | 3.5 | 0.6 | 5.0 | 4.8 | 4.2 | 87 | 89 | 72 | N 5 | NW 4 | W 2 | 10 | 10 | 0 | 7.1 | ⚹ y ● a interv |
| 13 | 54.9 | 54.0 | 53.9 | 3.5 | 5.7 | 4.6 | 6.0 | 1.9 | 4.4 | 5.3 | 5.2 | 74 | 78 | 83 | NNE 3 | NNE 2 | W 2 | 4 | 2 | 10 | 7.5 | ⌙ an |
| 14 | *48.7* | 44.6 | 46.5 | *4.0* | 8.6 | 6.4 | **8.8** | 1.5 | *5.1* | 5.1 | 5.5 | *84* | 61 | 76 | N 3 | W 5 | W 8 | 8 | 9 | 2 | — | ●⁰ p; ✓ |
| 15 | 52.0 | 52.6 | 58.8 | 2.8 | 1.1 | 0.8 | 2.8 | 0.2 | 5.2 | 4.8 | 4.4 | 94 | 97 | 91 | S 1 | W 2 | W 2 | 10 | 10 | 10 | 2.6 | ● 3a30-1p, ⚹¹ 1p-1 |
| 16 | 71.8 | **72.9** | 68.8 | -2.5 | 0.0 | 1.5 | 1.5 | -2.5 | 3.3 | 4.2 | 4.7 | 86 | 91 | 92 | W 2 | N 2 | N 3 | 9 | 10 | 10 | 11.0 | ⚹ a interv, ● 6p30 |
| 17 | 63.1 | 61.5 | 61.5 | 4.3 | 5.3 | 6.4 | 6.5 | 0.5 | 5.2 | 5.5 | 5.5 | 84 | 83 | 76 | N 3 | NNW 2 | C 0 | 10 | 10 | 10 | 8.6 | |
| 18 | 59.8 | 58.1 | 57.2 | 5.3 | 5.9 | 5.5 | 6.5 | 2.3 | 5.3 | 5.9 | 5.5 | 84 | 91 | 80 | NW 3 | C 0 | NW 2 | 10 | 10 | 8 | — | |
| 19 | 58.7 | 60.2 | 61.1 | 5.2 | 6.0 | 1.6 | 7.8 | -0.3 | **6.3** | 4.2 | 3.8 | 96 | 60 | 74 | SSE 2 | C 0 | C 0 | 10 | 1 | 0 | — | ⌙¹ an |
| 20 | 58.9 | 57.9 | 56.4 | 2.8 | 4.5 | 1.8 | 4.7 | 0.1 | 4.0 | 4.4 | 3.9 | 72 | 70 | 75 | SW 2 | SSW 2 | C 0 | 7 | 9 | 0 | — | ⌙² an |
| 21 | *52.3* | 51.0 | 54.3 | *3.6* | 5.0 | 5.1 | 5.7 | -1.0 | *4.3* | 4.9 | 4.6 | *74* | 74 | 70 | WSW 4 | WSW 6 | W 5 | 8 | 8 | 1 | — | ⌙² an; ∪¹ 9p |
| 22 | 57.7 | 55.8 | 52.7 | 1.5 | 4.0 | 2.1 | 4.3 | -0.2 | 3.9 | 5.0 | 4.5 | 77 | 82 | 85 | WNW 2 | NNE 2 | C 0 | 7 | 9 | 10 | — | ⌙² an |
| 23 | 48.5 | 45.1 | 44.8 | 2.0 | 4.8 | 3.4 | 6.1 | 1.0 | 4.5 | 4.9 | 4.9 | 85 | 76 | 83 | N 3 | NNE 3 | C 0 | 8 | 9 | 8 | — | |
| 24 | 44.5 | 44.0 | 42.3 | 1.5 | 2.1 | -2.0 | 4.7 | -2.2 | 3.8 | 2.9 | **2.6** | 74 | **54** | 65 | SSW 2 | WSW 2 | W 2 | 7 | 3 | 3 | 0.2 | ⚹ an |
| 25 | 46.6 | 53.2 | 61.7 | -2.4 | 1.5 | -1.6 | 1.7 | -3.0 | 2.9 | 3.4 | 3.0 | 76 | 67 | 73 | SW 2 | ESE 3 | ESE 2 | 5 | 10 | 10 | — | ⚹ (estrellada) p, △⁰ |
| 26 | 66.9 | 63.6 | 60.2 | -3.2 | -0.6 | -4.6 | 1.3 | **-5.5** | 3.2 | 3.3 | 3.0 | 87 | 74 | 93 | C 0 | NNE 2 | C 0 | 10 | 4 | 9 | 0.5 | ⚹; ∪ 9p |
| 27 | 49.8 | 47.6 | 50.8 | -2.4 | 1.4 | 2.8 | 3.5 | -4.7 | 3.5 | 4.4 | 4.6 | 92 | 87 | 82 | NW 1 | N 3 | W 6 | 10 | 8 | 10 | 0.9 | ⚹ (estrellada) 7a30. |
| 28 | *53.5* | 59.4 | 58.1 | *2.6* | 4.3 | 3.6 | 4.8 | 1.5 | *4.2* | 4.3 | 4.6 | *76* | 69 | 77 | W 7 | WSW 3 | W 4 | 3 | 4 | 3 | 1.8 | ⌙² an |
| 29 | 60.4 | 60.2 | 57.8 | 2.8 | 6.9 | 4.0 | 7.4 | 2.5 | 4.5 | 5.0 | 4.5 | 81 | 67 | 73 | NNW 2 | NNE 3 | NW 2 | 3 | 8 | 10 | — | |
| 30 | 50.0 | 46.6 | 45.0 | 2.6 | 4.1 | 0.8 | 4.5 | 0.5 | 4.7 | 5.5 | 4.7 | 86 | 90 | 96 | SW 2 | SW 2 | C 0 | 10 | 9 | 10 | — | ⌙ an, ≡ 8p30-9p |
| 31 | 47.0 | 47.4 | 46.1 | 3.1 | 5.3 | 1.0 | 6.8 | -0.2 | 4.0 | 3.7 | 3.8 | 69 | 56 | 76 | W 2 | SW 2 | NW 2 | 10 | 4 | 10 | — | |
| Pro. Mit. | 52.2 | 51.9 | 52.0 | 2.0 | 3.7 | 2.3 | 4.6 | -0.1 | 4.5 | 4.6 | 4.5 | 84 | 7.8 | 81 | 2.8 | 2.7 | 2.3 | 8.0 | 7.9 | 7.0 | 80.8 | |

Barómetro reducido a 0°C y a gravedad normal.

Barometer reduciert auf 0°C und Norm

## A DUNGENES (H = 5 m) — JULIO 1912 — φ = 52° 24′ S — λ = 68° 25′ W — $h_a$ = —

| a la mp. | Velocidad del viento (Windgeschwindigkeit) m/minuto | | | km | | | | | Nubes (clase y dirección) (Wolken (Art und Richtung)) | | | Agua caída (Niederschlag) mm | | | Evaporación (Verdunstung) mm | | | |
|---|---|---|---|---|---|---|---|---|---|---|---|---|---|---|---|---|---|---|
| Min. | 7a | 2p | 9p | 9p-7a | 7a-2p | 2p-9p | 7a-7a | k/1h | 7a | 2p | 9p | 7a | 2p | 9p | 7a | 2p | 9p | 7a-7a |
| | | | | | | | | | ci | ni | ni | | | | | | | |
| | | | | | | | | | fr-ni | cu-ni | | | | | | | | |
| | | | | | | | | | ci | ci | ci | | | | | | | |
| | | | | | | | | | fr-ni | cu-ni | cu-ni | | | | | | | |
| | | | | | | | | | ni | cu-ni | a-cu | | | | | | | |
| | | | | | | | | | a-str | ni | | | | | | | | |
| | | | | | | | | | ni | cu | | | | | | | | |
| | | | | | | | | | a-str | fr-cu | cu-ni | | | | | | | |
| | | | | | | | | | ci-cu | fr-str | ci-cu | | | | | | | |
| | | | | | | | | | cu-ni | fr-ni | fr-cu | | | | | | | |
| | | | | | | | | | ci | str-cu | ci | | | | | | | |
| | | | | | | | | | | fr-cu | | | | | | | | |
| | | | | | | | | | ci-str | a-str | ci | | | | | | | |
| | | | | | | | | | str-cu | ni | ni | | | | | | | |
| | | | | | | | | | ni | ni | ni | | | | | | | |
| | | | | | | | | | a-str | a-cu | ni | | | | | | | |
| | | | | | | | | | ni | ni | ni | | | | | | | |
| | | | | | | | | | str-cu | ni | fr-cu | | | | | | | |
| | | | | | | | | | ci-str | | | | | | | | | |
| | | | | | | | | | | str-cu | a-str | | | | | | | |
| | | | | | | | | | ni | ni | | | | | | | | |
| | | | | | | | | | | fr-cu | ni | | | | | | | |
| | | | | | | | | | ni | ci | ci-str | | | | | | | |
| | | | | | | | | | fr-str | | | | | | | | | |
| | | | | | | | | | fr-str | fr-ni | ci-str | | | | | | | |
| | | | | | | | | | cu-ni | | | | | | | | | |
| | | | | | | | | | ci-str | str-cu | ci | | | | | | | |
| | | | | | | | | | | | cu-ni | | | | | | | |
| | | | | | | | | | ci | | str-cu | | | | | | | |
| | | | | | | | | | a-str | a-str | cu-ni | | | | | | | |
| | | | | | | | | | ci-cu | a-str | ci | | | | | | | |

## NTA ARENAS (H = 4 m) — JULIO 1912 — φ = 53° 10′ S — λ = 70° 54′ W — $h_a$ = 11.2 m

| | | | | | | | | | | | | | | | | | | |
|---|---|---|---|---|---|---|---|---|---|---|---|---|---|---|---|---|---|---|
| 8 | -6.2 | 150 | 0 | 0 | 150.3 | 28.8 | 30.0 | 440.5 | 18.4 | fr-cu NW | ci-str Bp | ni | 0.2 | — | — | 0.0 | 0.0 | 0.0 | 1.0 |
| 2 | -2.6 | 70 | 180 | 0 | 90.9 | 80.7 | 25.0 | 149.7 | 6.2 | str-cu | fr-cu WNW, ci-str | str-cu | 0.6 | 5.9 | — | 0.0 | 0.2 | 0.0 | **0.0** |
| 5 | 1.5 | 150 | 0 | 0 | 39.4 | 144.2 | 41.0 | 145.1 | 6.0 | str | ni, str | str | — | 2.7 | 0.3 | 0.0 | 0.0 | 0.2 | 0.2 |
| 8 | -1.0 | 270 | 375 | 70 | 67.0 | 120.0 | 85.0 | 252.2 | 10.5 | cu, str | cu, str | ni | — | 0.0 | — | 0.0 | 0.2 | 0.2 | 0.2 |
| 4 | -1.0 | 590 | 380 | 125 | 270.0 | 147.8 | 108.0 | 475.0 | 19.8 | ni | ni | ni | 0.8 | 0.5 | 0.1 | 0.0 | 0.0 | 0.2 | 0.4 |
| 5 | -1.0 | 320 | 250 | 220 | 127.7 | 123.3 | 110.8 | 383.5 | 16.0 | ni | ni | str, cu | — | 10.2 | 2.4 | 0.0 | 0.0 | 0.0 | 0.2 |
| 4 | -0.2 | 120 | 240 | 480 | 167.4 | 64.6 | 154.0 | 401.5 | 16.7 | fr-ni NE, str-cu N | fr-cu NE, a-cu | | 10.7 | 0.2 | — | 0.1 | 0.0 | 0.2 | 0.1 |
| 1 | -0.8 | 290 | 225 | 255 | 295.6 | 109.8 | 175.0 | 514.2 | 21.4 | ni N | str-cu [WNW | str | — | 1.0 | — | 0.1 | 0.4 | 0.0 | 0.3 |
| 4 | -0.5 | 400 | 340 | 550 | 283.5 | 121.5 | 145.0 | 568.3 | 23.7 | cu, a-cu NW | fr-cu W, ci-cu | str | — | — | — | 0.1 | 0.2 | 0.0 | 0.5 |
| 2 | -1.7 | 100 | 420 | 680 | 201.5 | 181.4 | 208.0 | 468.0 | 19.5 | fr-cu WNW | cu WNW, ci-str | str, fr-ni | — | — | — | 0.0 | 0.2 | 0.1 | 0.2 |
| 8 | -0.7 | 560 | 500 | 250 | 346.0 | 172.0 | 245.0 | 735.4 | 30.6 | ni | ni | ni, str | 5.0 | 5.3 | 1.1 | 0.2 | 0.0 | 0.1 | 0.5 |
| 0 | -0.6 | 420 | 360 | 120 | 399.9 | 174.0 | 203.0 | **816.9** | **34.0** | ni | ni | | 0.7 | 6.0 | 1.5 | 0.2 | 0.0 | 0.2 | 0.3 |
| 9 | 0.0 | 280 | 150 | 225 | 191.9 | 65.1 | 91.0 | 568.9 | 23.7 | fr-cu NW, ci-str | ci-cu NW | a-str | — | — | — | 0.0 | 0.2 | 0.0 | 0.2 |
| 5 | 0.2 | 285 | 600 | **780** | 130.0 | 163.3 | 430.0 | 286.1 | 11.9 | fr-cu NW, ci-str | cu-ni NW, a-cu | ni | — | — | 0.4 | 0.2 | 0.4 | 0.6 | 0.4 |
| 4 | -2.0 | 90 | 150 | 100 | 110.8 | 60.7 | 126.0 | 704.1 | 29.3 | ni | ni [NW, ci-str | ni | 2.2 | 4.8 | 5.0 | 0.6 | 0.0 | 0.0 | **1.6** |
| 4 | -4.4 | 125 | 150 | 220 | 194.3 | 29.4 | 120.0 | 381.0 | 15.9 | fr-cu, ci-str | fr-cu NW, ci-str | ni | 1.2 | 1.3 | 2.0 | 0.4 | 0.2 | 0.0 | 0.4 |
| 8 | 0.0 | 250 | 120 | 0 | 201.5 | 93.2 | 92.0 | 350.9 | 14.6 | str, a-cu W | a-cu NW, ci-str | str | 5.3 | — | — | 0.0 | 0.0 | 0.1 | 0.2 |
| 5 | 1.5 | 280 | 0 | 155 | 142.6 | 22.8 | 37.9 | 327.8 | 13.7 | fr-ni NW, a-str | str, cu W | str | — | — | — | 0.2 | 0.0 | 0.0 | 0.3 |
| 5 | -1.5 | 130 | 0 | 0 | 68.0 | 26.7 | 20.0 | 128.7 | 5.4 | str-cu SW | cu | | — | — | — | 0.1 | 0.6 | 0.1 | 0.1 |
| 7 | -2.2 | 125 | 225 | 0 | 70.3 | 26.6 | 25.0 | 117.0 | 4.9 | ci-cu W | a-cu W, fr-str | | — | — | — | 0.1 | 0.0 | 0.0 | 0.8 |
| 8 | -3.0 | 380 | 590 | 420 | 70.5 | 168.5 | 110.0 | 122.1 | 5.1 | a-cu W, a-str | cu, ci-str W | fr-cu W | — | — | — | 0.2 | 0.6 | 0.2 | 0.2 |
| 2 | -2.3 | 180 | 150 | 0 | 151.6 | 40.1 | 37.0 | 430.1 | 17.9 | fr-str, ci-cu | a-cu W, a-str | str-cu | — | — | — | 0.1 | 0.0 | 0.1 | 0.9 |
| 6 | 0.2 | 230 | 250 | 0 | 115.4 | 80.0 | 77.0 | 192.5 | 8.0 | fr-cu, a-cu, ci-cu W | str-cu WNW, ci-str | cu WSW | — | — | — | 0.2 | 0.0 | 0.1 | 0.3 |
| 5 | -4.4 | 125 | 120 | 125 | 254.6 | | | 411.6 | 17.2 | cu-ca, cu-ni, fr-cu | cu W, ci-str | fr-cu WSW, str. | 0.2 | — | — | 0.2 | 0.4 | 0.6 | 0.3 |
| 8 | -4.7 | 100 | 220 | 250 | | 64.3 | 24.0 | — | — | str-cu SE | str-cu ESE, fr-ni | ni | — | — | 0.1 | 0.6 | 0.2 | 0.0 | **1.6** |
| 7 | **-6.5** | 0 | 180 | 0 | 15.4 | | | **103.7** | **4.3** | str-cu WNW | cu, str, ci-str | fr-cu NNE | 0.4 | 0.9 | — | 0.2 | 0.2 | 0.0 | 0.4 |
| 7 | -6.0 | 50 | 280 | 560 | | 69.3 | 112.0 | — | — | ni, str | ni | ni | — | 0.1 | 1.7 | 0.0 | 0.2 | 0.0 | 0.2 |
| 4 | -0.3 | 600 | 290 | 390 | 430.0 | 150.0 | 77.0 | 611.3 | 25.5 | cu | cu | fr-cu W, str-cu | — | — | — | 0.4 | 0.2 | 0.2 | 0.6 |
| 2 | -1.0 | 120 | 280 | 180 | 115.4 | 81.8 | 76.0 | 342.4 | 14.3 | cu | fr-cu WNW, fr-str | fr-ni NNW, a-str | — | — | — | 0.2 | 0.2 | 0.0 | 0.6 |
| 5 | -1.0 | 100 | 125 | 0 | 94.0 | 53.3 | 51.0 | 251.8 | 10.5 | str-cu N | str-cu NNW | str-cu | — | — | — | 0.2 | 0.2 | 0.0 | 0.4 |
| 8 | -2.0 | 155 | 120 | 175 | 39.0 | 44.4 | 49.0 | 143.3 | 6.0 | str-cu | fr-cu WSW | str-cu NNW | — | — | — | 0.2 | 0.2 | 0.2 | 0.4 |
| 5 | -1.7 | 227 | 235 | 204 | 166.7 | 93.4 | 106.4 | 373.2 | 15.6 | | | | 27.3 | 38.9 | 14.6 | 4.8 | 5.0 | 3.4 | 13.8 |

Las observaciones se efectuaron según hora oficial de Chile (75° de long.)

Alle Beobachtungen nach chilenischer Einheitszeit (75° Länge).

**SAN ISIDRO** (H = 21 m) **JULIO 1912** φ = 53° 48′ S λ = 70° 59′ W C

| Dia Tag | Barómetro Barometer 700 mm + | | | Temperatura del aire Lufttemperatur C° | | | | | Humedad absoluta Absolute Feuchtigkeit mm | | | Humedad relativa Relative Feuchtigkeit % | | | Dirección y fuerza del viento Richtung und Stärke des Windes 0—12 B | | | | | | Nebulosidad Bewölkung 0—10 | | | Agua caída Niederschlag mm | Notas Bemerkun |
|---|---|---|---|---|---|---|---|---|---|---|---|---|---|---|---|---|---|---|---|---|---|---|---|---|---|
| | 7a | 2p | 9p | 7a | 2p | 9p | Max. | Min. | 7a | 2p | 9p | 7a | 2p | 9p | 7a | | 2p | | 9p | | 7a | 2p | 9p | 7a-7a | |
| 1 | 59.9 | 57.9 | 50.1 | 1.8 | 3.0 | 0.6 | 3.0 | 0.6 | 3.7 | 4.9 | 4.4 | 71 | 87 | 92 | SW | 7 | C | 0 | N | 3 | 0 | 0 | 10 | — | ⚹ y ● ch 10p-M |
| 2 | 48.4 | 47.0 | 46.8 | 1.0 | 3.6 | 4.0 | 4.0 | 0.6 | 4.6 | **2.7** | 5.3 | 92 | **44** | 87 | N | 2 | C | 0 | C | 0 | 10 | 10 | 10 | 7.0 | ●² 7a20-MN; ∞ |
| 3 | 44.9 | 43.2 | 41.5 | 4.0 | 4.0 | 3.4 | 4.0 | 2.8 | 5.3 | 6.1 | 5.6 | 87 | **00** | 97 | C | 0 | C | 0 | C | 0 | 10 | 10 | 10 | 34.2 | ●² MN-11p15 |
| 4 | 42.2 | 43.5 | 46.1 | 3.0 | 2.8 | 1.4 | 3.4 | 1.0 | 5.3 | 4.8 | 4.7 | 93 | 86 | 93 | C | 0 | SW | 6 | E | 4 | 10 | 6 | 10 | 12.4 | ⚹ ch 10a30-11p |
| 5 | 49.2 | 51.8 | 53.6 | 0.2 | 0.0 | -0.2 | 1.0 | -0.6 | 4.5 | 3.2 | 4.0 | 96 | 71 | 89 | N | 5 | NE | 6 | NE | 6 | 10 | 10 | 10 | 8.9 | ●² y ⚹ ch 2a35 |
| 6 | 54.9 | 54.3 | 52.3 | 0.0 | 0.8 | 2.4 | 2.4 | -0.2 | 4.3 | 4.1 | 5.1 | 92 | 85 | 93 | NE | 6 | NE | 5 | NE | 5 | 10 | 10 | 10 | 15.6 | ⚹ 1a10-910 |
| 7 | 38.2 | 36.7 | 37.3 | 3.4 | 4.0 | 4.6 | 4.8 | 1.8 | 5.2 | 5.9 | 4.5 | 90 | 97 | 71 | N | 9 | C | 0 | C | 0 | 10 | 8 | 10 | **45.4** | ●² 1a50-8a45, ⚹ |
| 8 | **33.9** | 35.4 | 36.7 | 3.8 | 4.8 | 2.4 | 4.8 | 2.4 | 5.2 | 4.8 | 5.1 | 87 | 74 | 93 | C | 0 | C | 0 | C | 0 | 10 | 10 | 10 | 7.5 | |
| 9 | 38.9 | 37.9 | 38.0 | 2.4 | 3.8 | 2.4 | 3.8 | 1.8 | 4.9 | 5.2 | 5.1 | 89 | 87 | 93 | SW | 2 | N | 2 | N | 3 | 0 | 8 | 0 | — | |
| 10 | 42.2 | 41.4 | 36.0 | 2.4 | 3.4 | 2.4 | 4.6 | 1.4 | 4.9 | 5.4 | 5.1 | 89 | 93 | 93 | SW | 2 | N | 2 | NW | 5 | 0 | 4 | 10 | — | ●² ch 10p-MN; ( |
| 11 | 39.5 | 37.6 | 43.1 | 1.4 | 2.4 | 0.8 | 3.0 | 0.8 | 4.9 | 4.3 | 4.0 | 96 | 79 | 82 | W | 3 | NW | 3 | NW | 3 | 10 | 10 | 10 | 2.4 | ⚹ ch 9a15-4p20 |
| 12 | 41.2 | 43.6 | 49.5 | 2.0 | 2.0 | 2.2 | 3.2 | 1.0 | 4.9 | 4.3 | 4.6 | 93 | 82 | 85 | NW | 3 | SW | 4 | SW | 2 | 10 | 10 | 4 | 31.4 | ●² 1a-11a, ⚹ 0p |
| 13 | 51.0 | 49.8 | 50.2 | 1.8 | 6.0 | 8.0 | 8.0 | 1.8 | 4.5 | 5.9 | **7.1** | 85 | 85 | 89 | N | 1 | N | 1 | C | 0 | 3 | 4 | 0 | 7.3 | ⚹ 3a-7a |
| 14 | 46.4 | 40.8 | 41.6 | 4.2 | 8.4 | 7.0 | **8.4** | 3.0 | 5.2 | 5.6 | 5.8 | 84 | 67 | 77 | N | 3 | N | 4 | SW | 4 | 3 | 10 | 10 | — | ●² 9p15-MN |
| 15 | 48.5 | 59.5 | 54.2 | 2.0 | 0.4 | 0.8 | 6.0 | 0.4 | 5.1 | 4.4 | 4.1 | 96 | 92 | 85 | SW | 4 | SW | 4 | SW | 7 | 10 | 10 | 10 | 27.5 | ●² 7a25-11p45, |
| 16 | 65.5 | **68.3** | 64.6 | 0.0 | 1.0 | 1.6 | 2.2 | -1.0 | 3.6 | 4.0 | 3.8 | 78 | 81 | 75 | N | 3 | N | 5 | N | 7 | 0 | 10 | 10 | 41.3 | ⚹ ch 3a20, ●¹ 4 |
| 17 | 59.5 | 58.1 | 57.2 | 3.4 | 4.0 | 4.6 | 4.6 | 1.2 | 5.2 | 5.9 | 5.7 | 90 | 97 | 90 | N | 5 | N | 3 | N | 2 | 10 | 10 | 10 | 28.6 | ⚹ ch MN-3a20, |
| 18 | 57.0 | 55.2 | 53.9 | 5.8 | 5.0 | 5.0 | 5.8 | 4.2 | 6.7 | 6.1 | 5.5 | 97 | 94 | 84 | C | 0 | N | 4 | SW | 4 | 10 | 10 | 10 | 38.4 | ●² 3a25-2p; ∞ S |
| 19 | 55.0 | 56.4 | 56.7 | 4.8 | 5.2 | 3.0 | 5.2 | 2.6 | 5.4 | 4.4 | 3.9 | 84 | 66 | 69 | SW | 2 | SW | 4 | SW | 4 | 8 | 3 | 0 | — | ∞ NE 5a-2p |
| 20 | 53.3 | 54.2 | 53.4 | 3.8 | 5.0 | 2.8 | 5.0 | 2.0 | 4.8 | 6.1 | 4.1 | 80 | 94 | 72 | SW | 5 | SW | 3 | SW | 4 | 5 | 10 | 0 | — | |
| 21 | 48.0 | 46.7 | 49.9 | 4.6 | 5.4 | 5.2 | 6.0 | 2.6 | 4.5 | 5.3 | 4.6 | 71 | 78 | 69 | SW | 3 | SW | 4 | SW | 5 | 10 | 5 | 7 | — | ∞ hor am |
| 22 | 53.1 | 52.3 | 49.7 | 4.2 | 4.6 | 3.8 | 5.0 | 3.4 | 4.2 | 4.7 | 4.6 | 68 | 74 | 77 | SW | 5 | N | 4 | N | 3 | 10 | 5 | 7 | — | |
| 23 | 44.6 | 41 5 | 40.8 | 2.8 | 5.0 | 2.4 | 5.0 | 1.8 | 4.7 | 4.7 | 5.5 | 82 | 72 | **00** | N | 3 | N | 2 | SW | 4 | 4 | 10 | 10 | — | ●¹ 11p-MN |
| 24 | 39.5 | 39.3 | 38.7 | 2.6 | 0.2 | 0.0 | 3.6 | -0.6 | 4.8 | 4.2 | 3.9 | 85 | 92 | 85 | SW | 4 | SW | 6 | SW | 7 | 10 | 10 | 5 | 5.8 | ●¹ y ⚹ 8a15-11a |
| 25 | 42.9 | 50.6 | 58.0 | -1.6 | 1.0 | 1.0 | 1.0 | -2.6 | 2.9 | 3.2 | 2.9 | 72 | 65 | 58 | SW | 2 | SW | 4 | N | 5 | 3 | 8 | 10 | 2.1 | ⚹ ch 7a50-9p20; |
| 26 | 63.0 | 60.0 | 56.7 | -1.6 | -0.2 | -1.2 | -0.2 | -3 4 | 3.6 | 3.2 | 3.4 | 88 | 70 | 80 | SW | 2 | N | 2 | N | 2 | 10 | 10 | 10 | 3.4 | ⚹ ch 0a50-2a15, |
| 27 | 46.5 | 43.3 | 45.3 | 0.0 | 0.8 | 2.8 | 2.8 | **-4.0** | 4.4 | 3.7 | 4.8 | 96 | 75 | 86 | N | 5 | W | 5 | SW | 4 | 10 | 10 | 10 | 4.4 | ⚹ ch 8a-11p50 |
| 28 | 52.5 | 55.5 | 53.7 | 2.2 | 4.0 | 4.0 | 4.0 | -1.2 | 4.4 | 4.7 | 3.9 | 82 | 77 | 64 | SW | 6 | SW | 2 | SW | 3 | 10 | 4 | 6 | 26.7 | ●² ch 2a10, 8p15 |
| 29 | 56.5 | 56.4 | 54.1 | 2.8 | 5.6 | 5.0 | 6.8 | 2.4 | 4.8 | 5.5 | 5.5 | 86 | 82 | 84 | N | 2 | N | 3 | N | 4 | 3 | 8 | 8 | 3.6 | |
| 30 | 47.8 | 43.6 | 41.5 | 2.4 | 4.8 | 4.2 | 5.0 | 2.4 | 5.1 | 5.6 | 5.8 | 93 | 87 | 93 | N | 4 | NE | 4 | NE | 4 | 10 | 10 | 10 | — | |
| 31 | 43.9 | 44.0 | 42.4 | 3.8 | 5.8 | 7.8 | 7.8 | 1.8 | 4.2 | 4.0 | 5.3 | 70 | 58 | 67 | SW | 4 | SW | 3 | C | 0 | 8 | 6 | 10 | — | |
| Pro. Mit. | 48.6 | 48.6 | 48.2 | 2.4 | 3.4 | 3.0 | 4.3 | 1.0 | 4.7 | 4.7 | 4.8 | 86 | 80 | 83 | | 3.3 | | 3.1 | | 3.4 | 7.3 | 8.0 | 8.0 | 353.9 | |

**Barómetro reducido a 0°C y a gravedad normal.**

(1) 45-MN (2) ch 30p25

**Barometer reduciert auf 0°C und No**

**ISIDRO** (H = 21 m) **JULIO 1912** φ = 53° 48′ S λ = 70° 59′ W $h_a$ = —

| p. a la emp. emp. Freien. (° Min. | Velocidad del viento Windgeschwindigkeit m/minuto 7a | 2p | 9p | km 9p-7a | 7a-2p | 2p-9p | 7a-7a | k/1h | Nubes (clase y dirección) Wolken (Art und Richtung) 7a | 2p | 9p | Agua caída Niederschlag mm 7a | 2p | 9p | Evaporación Verdunstung mm 7a | 2p | 9p | 7a-7a |
|---|---|---|---|---|---|---|---|---|---|---|---|---|---|---|---|---|---|---|
| | | | | | | | | | cu-ni | cu-ni | ni N | — | — | 0.6 | | | | |
| | | | | | | | | | ni N | ni N | cu-ni | 6.4 | 24.0 | 7.8 | | | | |
| | | | | | | | | | cu-ni | cu-ni | cu-ni | 2.4 | 1.5 | 6.7 | | | | |
| | | | | | | | | | cu-ni | cu-ni W | ni E | 4.2 | 0.0 | 1.4 | | | | |
| | | | | | | | | | ni N | ni NE | ni NE | 7.5 | 4.0 | 3.6 | | | | |
| | | | | | | | | | ni NE | ni NE | ni NE | 8.0 | 2.6 | 14.7 | | | | |
| | | | | | | | | | ni N | cu-ni | cu-ni | 28.1 | 1.5 | 3.1 | | | | |
| | | | | | | | | | cu-ni | cu-ni | cu-ni | 2.5 | — | — | | | | |
| | | | | | | | | | cu | cu-ni | cu | — | — | — | | | | |
| | | | | | | | | | cu | cu-ni | ni N | — | — | — | | | | |
| | | | | | | | | | ni SW | ni NW | ni NW | 2.4 | 3.2 | 4.5 | | | | |
| | | | | | | | | | ni NW | ni SW | cu-ni N | 23.7 | 2.3 | 1.6 | | | | |
| | | | | | | | | | cu-ni N | cu-ni N | cu-ni SW | 3.4 | — | — | | | | |
| | | | | | | | | | cu-ni N | ni N | fr-ni SW | — | — | — | | | | |
| | | | | | | | | | ni SW | ni SW | ni SW | 27.5 | 9.8 | 12.4 | | | | |
| | | | | | | | | | ni N | ni N | ni N | 19.1 | — | 5.0 | | | | |
| | | | | | | | | | ni N | ni N | fr-ni N | 23.6 | 38.4 | — | | | | |
| | | | | | | | | | cu-ni | fr-ni N | fr-ni SW | — | — | — | | | | |
| | | | | | | | | | cu-ni SW | cu-ni SW | cu SW | — | — | — | | | | |
| | | | | | | | | | cu-ni SW | ni SW | cu-ni SW | — | — | — | | | | |
| | | | | | | | | | ni SW | cu-ni SW | cu-ni SW | — | — | — | | | | |
| | | | | | | | | | cu-ni SW | fr-ni N | fr-ni N | — | — | — | | | | |
| | | | | | | | | | fr-ni N | ni N | cu-ni SW | — | — | — | | | | |
| | | | | | | | | | cu-ni SW | ni SW | cu-ni SW | 5.8 | 2.1 | — | | | | |
| | | | | | | | | | cu-ni SW | str-cu SW | ni N | — | 0.0 | 1.8 | | | | |
| | | | | | | | | | ni SW | ni SW | ci-cu N | 1.6 | — | — | | | | |
| | | | | | | | | | ni N | ni N | ni N | 4.4 | 2.3 | 9.9 | | | | |
| | | | | | | | | | cu-ni SW | cu-ni SW | cu-ni SW | 14.5 | — | 3.6 | | | | |
| | | | | | | | | | cu-ni N | str-cu N | str-cu N | — | — | — | | | | |
| | | | | | | | | | ni N | ni NE | ni NE | — | — | — | | | | |
| | | | | | | | | | str-cu SW | fr-ni SW | a-cu SW | — | — | — | | | | |
| | | | | | | | | | | | | 185.1 | 91.7 | 76.7 | | | | |

as observaciones se efectuaron según hora oficial de Chile (75° de long.)

Alle Beobachtungen nach chilenischer Einheitszeit (75° Länge).

**ARICA** (H = 10 m) **AGOSTO 1912** φ = 18° 29′ S λ = 70° 20′ W $C_g$ =

| Día Tag | Barómetro Barometer 700 mm + 7a | 2p | 9p | Temperatura del aire Lufttemperatur C° 7a | 2p | 9p | Max. | Min. | Humedad absoluta Absolute Feuchtigkeit mm 7a | 2p | 9p | Humedad relativa Relative Feuchtigkeit % 7a | 2p | 9p | Dirección y fuerza del viento Richtung und Stärke des Windes 0—12 B. 7a | 2p | 9p | Nebulosidad Bewölkung 0—10 7a | 2p | 9p | Agua caída Niederschlag mm 7a-7a | Notas Bemerkungen |
|---|---|---|---|---|---|---|---|---|---|---|---|---|---|---|---|---|---|---|---|---|---|---|
| 1 | 62.3 | 60.3 | 61.7 | 15.0 | 16.2 | 16.0 | 19.3 | 12.0 | 8.6 | 9.2 | 9.6 | 68 | 67 | 71 | C 0 | SW 3 | C 0 | 10 | 3 | 10 | — | |
| 2 | 61.8 | 61.7 | 63.4 | 15.0 | 16.2 | 15.0 | 19.4 | 10.0 | **7.9** | 9.5 | 10.2 | **62** | 69 | 81 | E 2 | SW 3 | SW 4 | 10 | 2 | 10 | — | |
| 3 | 62.9 | 60.7 | 62.4 | 15.4 | 16.4 | 16.0 | 22.2 | 12.2 | 8.6 | 9.4 | 9.4 | 66 | 68 | 69 | C 0 | SW 4 | SW 3 | 10 | 0 | 10 | — | |
| 4 | 61.8 | 59.9 | 60.2 | 14.2 | 16.0 | 15.0 | 22.0 | 11.2 | 8.1 | 8.5 | 8.9 | 67 | 63 | 70 | W 2 | SW 4 | C 0 | 10 | 0 | 10 | — | |
| 5 | 60.8 | 58.1 | 59.7 | 15.0 | 16.0 | 14.2 | 22.0 | 11.1 | 8.9 | 9.4 | 8.1 | 70 | 69 | 67 | C 0 | SW 4 | E 1 | 10 | 0 | 0 | — | |
| 6 | 60.9 | 59.2 | 61.0 | 14.4 | 16.2 | 16.0 | 22.2 | **9.3** | 9.3 | 9.5 | 9.6 | 76 | 69 | 71 | C 0 | SW 3 | C 0 | 10 | 1 | 10 | — | |
| 7 | 60.8 | 59.3 | 60.2 | 15.2 | 16.2 | 16.0 | 22.1 | 9.4 | 9.0 | 9.8 | 9.4 | 70 | 71 | 69 | C 0 | SW 4 | C 0 | 10 | 3 | 10 | — | |
| 8 | 60.5 | 59.2 | 60.2 | 16.0 | 17.4 | 16.2 | 22.0 | 10.0 | 9.6 | 10.1 | 9.2 | 71 | 68 | 67 | SW 1 | SW 3 | SW 1 | 10 | 2 | 10 | — | |
| 9 | 61.4 | 61.7 | 62.2 | 16.2 | 16.4 | 16.0 | 23.1 | 12.1 | 10.6 | 9.6 | 9.9 | 77 | 69 | 73 | SW 3 | SW 3 | SW 3 | 10 | 0 | 10 | — | |
| 10 | 61.3 | 59.2 | 58.2 | 15.4 | 16.2 | 16.0 | 23.0 | 11.4 | 8.9 | 9.5 | 9.6 | 68 | 69 | 71 | SW 3 | SW 4 | SW 1 | 10 | 0 | 10 | — | |
| 11 | **57.8** | 58.2 | 58.8 | 15.0 | 17.0 | 15.4 | 22.4 | 11.0 | 8.9 | 9.3 | 10.0 | 70 | 64 | 77 | E 1 | SW 3 | C 0 | 10 | 0 | 10 | — | |
| 12 | 60.1 | 58.5 | 59.4 | 16.2 | 16.2 | 16.2 | 23.2 | 12.2 | 9.5 | 10.6 | 10.6 | 69 | 77 | 77 | C 0 | SW 3 | SW 2 | 6 | 10 | 0 | — | |
| 13 | 60.3 | 59.4 | 60.5 | 15.2 | 17.2 | 16.4 | 23.0 | 12.2 | 10.1 | 10.2 | 9.6 | 79 | 70 | 69 | S 1 | SW 3 | C 0 | 2 | 6 | 10 | — | |
| 14 | 62.0 | 61.6 | 61.6 | 16.0 | 16.4 | 16.2 | 22.4 | 12.4 | 9.6 | 9.4 | 9.5 | 71 | 68 | 69 | SW 2 | SW 4 | SW 2 | 10 | 6 | 10 | — | |
| 15 | 61.4 | 61.6 | 61.7 | 16.0 | 16.2 | 16.4 | 24.1 | 12.2 | 9.4 | 13.7 | **13.9** | 69 | **00** | **00** | SW 2 | SW 3 | NE 1 | 10 | 0 | 10 | — | |
| 16 | 61.1 | 59.4 | 61.0 | 16.0 | 16.2 | 15.2 | 23.2 | 12.1 | 9.4 | 9.8 | 9.8 | 69 | 71 | 76 | E 1 | SW 3 | C 0 | 10 | 0 | 10 | — | |
| 17 | 61.8 | 59.4 | 59.2 | 15.4 | 17.0 | 16.0 | 23.0 | 12.0 | 10.0 | 10.4 | 9.6 | 77 | 72 | 71 | NE 1 | SW 3 | C 0 | 10 | 0 | 10 | — | |
| 18 | 61.4 | 61.6 | 61.2 | 15.0 | 16.4 | 15.4 | 23.3 | 12.2 | 10.2 | 10.7 | 9.7 | 81 | 77 | 75 | SW 1 | SW 3 | C 0 | 10 | 0 | 0 | — | |
| 19 | 60.6 | 61.3 | 61.2 | 16.0 | 17.2 | 16.0 | 23.4 | 12.0 | 9.4 | 11.4 | 9.6 | 69 | 78 | 71 | SW 1 | SW 2 | E 1 | 0 | 0 | 10 | — | |
| 20 | 61.4 | 62.0 | **64.2** | 16.0 | 17.2 | 16.4 | 23.1 | 12.4 | 9.9 | 9.1 | 9.6 | 73 | 63 | 69 | SW 1 | SW 2 | SW 1 | 10 | 10 | 10 | — | |
| 21 | 62.4 | 60.3 | 62.0 | 16.0 | 16.4 | 16.2 | 23.3 | 12.2 | 9.4 | 9.1 | 9.8 | 69 | 66 | 71 | NE 1 | SW 3 | SW 1 | 10 | 10 | 10 | — | |
| 22 | 63.1 | 60.7 | 61.8 | 16.2 | 16.4 | 16.0 | 23.0 | 12.1 | 9.2 | 9.4 | 9.4 | 67 | 68 | 69 | SW 1 | SW 3 | E 1 | 10 | 1 | 10 | — | |
| 23 | 60.4 | 58.2 | 59.2 | 15.2 | 16.4 | 16.2 | 23.3 | 12.3 | 9.8 | 9.6 | 9.5 | 76 | 69 | 69 | C 0 | SW 3 | C 0 | 10 | 0 | 10 | — | |
| 24 | 61.9 | 59.8 | 61.2 | 16.0 | 16.4 | 17.0 | 24.0 | 12.0 | 9.4 | 10.4 | 10.1 | 69 | 75 | 70 | NE 1 | SW 3 | C 0 | 10 | 0 | 10 | — | |
| 25 | 59.1 | 58.6 | 59.7 | 15.2 | 16.4 | 16.2 | 24.0 | 12.0 | 9.8 | 9.4 | 9.5 | 76 | 68 | 69 | C 0 | SW 3 | C 0 | 10 | 0 | 0 | — | |
| 26 | 61.9 | 60.1 | 60.3 | 15.4 | 16.4 | 16.0 | **24.2** | 11.4 | 9.7 | 9.6 | 9.4 | 75 | 69 | 69 | SW 1 | SW 4 | SW 1 | 0 | 1 | 10 | — | |
| 27 | 64.0 | 62.0 | 62.2 | 15.2 | 16.4 | 16.4 | 23.4 | 12.0 | 9.8 | 9.6 | 9.4 | 76 | 69 | 68 | SW 1 | SW 3 | SW 1 | 10 | 0 | 10 | — | |
| 28 | 62.4 | 61.7 | 61.7 | 15.0 | 16.0 | 15.2 | 24.0 | 12.1 | 9.9 | 9.4 | 9.0 | 78 | 69 | 70 | SW 1 | SW 3 | E 1 | 10 | 0 | 10 | — | |
| 29 | 60.5 | 60.1 | 60.7 | 14.4 | 16.0 | 15.2 | 24.0 | 12.0 | 8.2 | 9.4 | 9.0 | 67 | 69 | 70 | E 1 | SW 3 | C 0 | 10 | 0 | 10 | — | |
| 30 | 59.4 | 58.9 | 60.4 | 14.2 | 16.0 | 15.2 | 23.0 | 11.2 | 9.1 | 9.4 | 9.0 | 76 | 69 | 70 | C 0 | SW 2 | E 1 | 10 | 0 | 10 | — | |
| 31 | 60.9 | 59.0 | 60.0 | 14.4 | 15.4 | 15.2 | 22.0 | 12.0 | 9.0 | 9.7 | 9.0 | 74 | 75 | 70 | C 0 | SW 3 | SW 3 | 10 | 1 | 10 | — | |
| Pro. Mit. | 61.2 | 60.1 | 60.9 | 15.3 | 16.4 | 15.8 | 22.8 | 11.6 | 9.3 | 9.8 | 9.6 | 72 | 71 | 72 | 0.9 | 3.1 | 0.9 | 9.0 | 1.8 | 8.7 | — | |

**IQUIQUE** (H = 10 m) **AGOSTO 1912** φ = 20° 12′ S λ = 70° 11′ W $C_g$ = —

| | | | | | | | | | | | | | | | | | | | | | | | |
|---|---|---|---|---|---|---|---|---|---|---|---|---|---|---|---|---|---|---|---|---|---|---|---|
| 1 | 63.3 | 61.2 | 63.2 | 14.6 | 16.8 | 15.8 | 19.0 | 12.2 | 8.9 | 9.7 | 9.5 | 72 | 68 | 71 | S 2 | S 2 | E 2 | $10^2$ | $8^0$ | $10^1$ | — | |
| 2 | 62.7 | 62.2 | 65.0 | 15.0 | 15.8 | 15.4 | 19.6 | 12.2 | 9.7 | 10.0 | 10.3 | 76 | 75 | 79 | S 2 | WSW 3 | C 0 | $10^1$ | $10^1$ | $10^2$ | — | |
| 3 | 63.1 | 63.9 | 53.6 | 14.8 | 16.2 | 15.6 | 19.4 | 12.0 | 8.5 | 11.4 | 9.6 | 68 | 83 | 73 | SE 2 | SW 2 | S 2 | $6^2$ | $8^0$ | $10^2$ | — | |
| 4 | 63.2 | 60.3 | 61.5 | 13.6 | 17.8 | 15.4 | 19.0 | 11.8 | 9.2 | 9.6 | 10.0 | 80 | 63 | 77 | E 2 | SW 2 | S 2 | $10^1$ | $8^0$ | $10^1$ | — | |
| 5 | 62.1 | 58.9 | 62.0 | 15.4 | 17.0 | 16.0 | 21.2 | 11.2 | 10.0 | 10.4 | 9.9 | 77 | 72 | 73 | N 2 | NW 2 | SW 2 | $10^1$ | 0 | $10^1$ | — | |
| 6 | 61.8 | 60.0 | 62.6 | 13.0 | 17.2 | 16.2 | 21.2 | 10.4 | 9.6 | 10.0 | 10.3 | 87 | 68 | 75 | E 2 | SW 2 | N 2 | $8^0$ | $6^0$ | $10^1$ | — | |
| 7 | 61.7 | 59.7 | 61.3 | 15.0 | 17.4 | 16.2 | 21.2 | 10.4 | 9.4 | 10.4 | 10.8 | 74 | 70 | 79 | E 2 | SW 3 | SW 2 | $8^0$ | $4^0$ | $10^1$ | — | |
| 8 | 60.6 | 60.8 | 62.9 | 15.6 | 17.4 | 15.8 | 21.0 | 10.4 | 10.4 | 10.7 | 10.8 | 79 | 72 | 81 | S 3 | SW 2 | S 2 | $10^1$ | $8^0$ | $10^1$ | — | |
| 9 | 62.3 | 62.3 | 63.7 | 15.4 | 16.4 | 15.6 | 19.2 | 11.0 | 10.8 | **12.4** | 11.5 | 83 | 89 | 87 | S 3 | SW 2 | SW 2 | $10^1$ | $10^1$ | 0 | — | |
| 10 | 61.9 | 59.3 | 60.9 | 13.0 | 17.8 | 15.0 | 19.2 | 10.4 | 10.1 | 10.4 | 10.2 | **91** | 68 | 81 | C 0 | S 3 | C 0 | 0 | $4^2$ | $10^1$ | — | |
| 11 | 59.4 | **58.0** | 61.2 | 14.0 | 17.4 | 16.4 | 20.4 | 10.8 | 9.8 | 11.0 | 11.6 | 82 | 74 | 83 | C 0 | NW 2 | NW 2 | $10^1$ | $10^1$ | $10^2$ | — | |
| 12 | 60.9 | 60.8 | 60.7 | 15.0 | 16.0 | 15.8 | 18.0 | 10.8 | 9.9 | 11.8 | 11.6 | 78 | 87 | 87 | C 0 | S 2 | S 2 | $10^1$ | $10^0$ | $10^1$ | — | |
| 13 | 61.1 | 59.3 | 61.7 | 14.0 | 17.6 | 15.0 | 19.6 | 12.0 | 10.6 | 10.3 | 9.9 | 90 | 68 | 78 | C 0 | SW 3 | S 2 | $10^1$ | $10^0$ | $10^1$ | — | |
| 14 | 62.5 | 60.8 | 62.6 | 15.0 | 17.6 | 15.0 | 21.0 | 10.8 | 9.9 | 10.0 | 11.0 | 78 | 67 | 87 | S 2 | SW 3 | S 2 | 0 | $10^2$ | $10^1$ | — | |
| 15 | 62.2 | 60.6 | 62.7 | 15.0 | 17.6 | 16.4 | 21.0 | 10.8 | 9.7 | 10.3 | 10.4 | 76 | 68 | 75 | SW 2 | SSW 2 | C 0 | $10^1$ | $10^2$ | $10^1$ | — | |
| 16 | 62.0 | 60.1 | 62.4 | 15.6 | 18.4 | 16.0 | 19.8 | 10.6 | 10.2 | 10.3 | 11.2 | 77 | 65 | 83 | C 0 | SW 3 | WSW 2 | $10^2$ | $10^2$ | $10^2$ | — | |
| 17 | 61.3 | 59.9 | 61.9 | 15.2 | 16.2 | 15.4 | 19.8 | 10.8 | 10.4 | 10.3 | 10.8 | 81 | 75 | 83 | N 2 | NW 2 | W 2 | $10^1$ | $8^0$ | $10^2$ | — | |
| 18 | 60.9 | 62.4 | 62.1 | 15.2 | 18.2 | 16.2 | **21.4** | 10.8 | 10.4 | 10.2 | 11.1 | 81 | 65 | 81 | NW 2 | NW 2 | E 2 | $10^2$ | $8^0$ | $10^1$ | — | |
| 19 | 60.8 | 59.8 | 62.3 | 15.2 | 18.0 | 16.0 | 21.2 | 10.8 | 11.2 | 10.9 | 11.2 | 87 | 71 | 83 | S 2 | S 4 | WNW 1 | 0 | $2^0$ | $10^1$ | — | ↙ 3a30-6a40 |
| 20 | 62.1 | 64.4 | **65.5** | 15.4 | 17.6 | 15.8 | 19.4 | 13.4 | 11.0 | 9.7 | 10.0 | 85 | 65 | 75 | C 0 | WSW 2 | WSW 3 | $10^2$ | $10^2$ | $10^1$ | — | |
| 21 | 62.4 | 61.3 | 62.7 | 13.8 | 16.8 | 15.8 | 19.2 | 13.0 | **8.3** | 9.7 | 9.7 | 71 | 68 | 73 | E 2 | SW 2 | SW 2 | $8^0$ | $10^2$ | $10^1$ | — | |
| 22 | 63.2 | 60.8 | 64.1 | 15.0 | 17.2 | 15.6 | 19.4 | 11.0 | 10.5 | 9.7 | 10.2 | 83 | 66 | 77 | C 0 | SW 3 | C 0 | $10^1$ | $10^2$ | $10^1$ | — | |
| 23 | 61.4 | 59.4 | 61.9 | 14.8 | 17.8 | 16.0 | 21.0 | 12.8 | 9.3 | 9.9 | 10.4 | 74 | 65 | 77 | N 1 | WSW 2 | C 0 | $10^1$ | $10^1$ | $10^1$ | — | |
| 24 | 61.7 | 59.7 | 61.8 | 14.8 | 16.8 | 16.6 | 18.6 | 12.8 | 9.5 | 9.7 | 10.1 | 76 | 68 | 71 | C 0 | SW 3 | C 0 | $10^2$ | $10^2$ | 0 | — | |
| 25 | 61.6 | 59.6 | 61.7 | 14.8 | 16.8 | 15.0 | 19.4 | 12.0 | 8.8 | 10.5 | 9.9 | 70 | 74 | 78 | NE 1 | SW 2 | C 0 | $10^2$ | $8^0$ | $10^1$ | — | |
| 26 | 61.7 | 60.7 | 63.5 | 14.6 | 17.4 | 15.4 | 20.0 | 12.0 | 8.9 | 9.0 | 9.4 | 72 | **61** | 72 | SE 1 | SSW 4 | SW 2 | $10^1$ | $4^2$ | $10^1$ | — | |
| 27 | 63.9 | 62.8 | 64.8 | 14.6 | 17.4 | 15.0 | 19.0 | 11.8 | 8.9 | 9.3 | 9.7 | 72 | 63 | 76 | ENE 1 | S 3 | N 2 | $10^2$ | $10^1$ | $10^2$ | — | |
| 28 | 63.3 | 63.2 | 62.6 | 14.0 | 17.4 | 15.0 | 20.0 | 12.0 | 8.7 | 12.7 | 9.9 | 74 | 86 | 78 | S 2 | N 2 | C 0 | $10^2$ | $8^0$ | $10^1$ | — | |
| 29 | 60.7 | 59.2 | 61.2 | 14.0 | 16.4 | 14.8 | 20.0 | 11.4 | 9.0 | 9.1 | 9.3 | 76 | 66 | 74 | S 2 | NW 2 | NW 2 | $10^1$ | $10^2$ | $10^1$ | — | |
| 30 | 60.4 | 58.7 | 61.2 | 13.6 | 16.8 | 15.4 | 20.0 | 11.0 | 8.7 | 9.4 | 10.3 | 75 | 66 | 79 | N 3 | SSE 3 | C 0 | $10^1$ | $10^2$ | $10^1$ | — | |
| 31 | 60.7 | 58.6 | 61.1 | 14.0 | 16.8 | 15.2 | 18.6 | 11.8 | 9.5 | 10.5 | 10.9 | 80 | 74 | 85 | N 1 | S 3 | SW 1 | $10^1$ | $8^2$ | $10^1$ | | |
| Pro. Mit. | 61.8 | 60.6 | 62.5 | 14.6 | 17.2 | 15.6 | 19.9 | 11.5 | 9.7 | 10.3 | 10.4 | 78 | 71 | 78 | 1.4 | 2.5 | 1.4 | 8.7 | 8.1 | 9.4 | — | |

Barómetro reducido a 0°C y a gravedad normal.

Barometer reduciert auf 0°C und Normalsch

CA (H = 10 m) **AGOSTO 1912** φ = 18° 29′ S λ = 70° 20′ W $h_a$ = —

| mp. a la temp. Temp. Freien. C° hr. Min. | Velocidad del viento Windgeschwindigkeit m/minuto 7a | 2p | 9p | km 9p-7a | 7a-2p | 2p-9p | 7a-7a | k/1h | Nubes (clase y dirección) Wolken (Art und Richtung) 7a | 2p | 9p | Agua caída Niederschlag mm 7a | 2p | 9p | Evaporación Verdunstung mm 7a | 2p | 9p | 7a-7a |
|---|---|---|---|---|---|---|---|---|---|---|---|---|---|---|---|---|---|---|
| | | | | | | | | | a-str | ci-str | a-str | — | — | — | | | | |
| | | | | | | | | | a-str | ci | ni | — | — | — | | | | |
| | | | | | | | | | ni | | ni | — | — | — | | | | |
| | | | | | | | | | str | | a-str | — | — | — | | | | |
| | | | | | | | | | a-str | | | — | — | — | | | | |
| | | | | | | | | | str-cu | str | ni | — | — | — | | | | |
| | | | | | | | | | a-str | ci-str | ni | — | — | — | | | | |
| | | | | | | | | | a-str | ci | ni | — | — | — | | | | |
| | | | | | | | | | a-str | | a-str | — | — | — | | | | |
| | | | | | | | | | a-str | | ni | — | — | — | | | | |
| | | | | | | | | | a-str | | a-str | — | — | — | | | | |
| | | | | | | | | | ci | a-cu | | — | — | — | | | | |
| | | | | | | | | | ci | a-cu | ni | — | — | — | | | | |
| | | | | | | | | | a-str | ci | a-str | — | — | — | | | | |
| | | | | | | | | | a-str | | ni | — | — | — | | | | |
| | | | | | | | | | a-str | | ni | — | — | — | | | | |
| | | | | | | | | | a-str | | ni | — | — | — | | | | |
| | | | | | | | | | a-str | | | — | — | — | | | | |
| | | | | | | | | | | | a-str | — | — | — | | | | |
| | | | | | | | | | a-str | a-str | cu | — | — | — | | | | |
| | | | | | | | | | str-cu | str-cu | a-str | — | — | — | | | | |
| | | | | | | | | | a-str | ci | a-str | — | — | — | | | | |
| | | | | | | | | | str | | a-str | — | — | — | | | | |
| | | | | | | | | | a-str | | a-str | — | — | — | | | | |
| | | | | | | | | | â-str | | | — | — | — | | | | |
| | | | | | | | | | | ci | a-str | — | — | — | | | | |
| | | | | | | | | | str | | a-str | — | — | — | | | | |
| | | | | | | | | | str | | a str | — | — | — | | | | |
| | | | | | | | | | str | | a-str | — | — | — | | | | |
| | | | | | | | | | str | | a-str | — | — | — | | | | |
| | | | | | | | | | str | ci | a-str | — | — | — | | | | |
| | | | | | | | | | | | | — | — | — | | | | |

TIQUE (H=10 m) **AGOSTO 1912** φ = 20° 12′ S λ = 70° 11′ W $h_a$ = —

| | | | | | | | | | | | | | | | | | | |
|---|---|---|---|---|---|---|---|---|---|---|---|---|---|---|---|---|---|---|
| | | | | | | | | | cu-ni | ci-cu | ni | — | — | — | | | | |
| | | | | | | | | | ni | ni | ni | — | — | — | | | | |
| | | | | | | | | | cu-ni | ci-cu | ni | — | — | — | | | | |
| | | | | | | | | | ni | ci-cu | ni | — | — | — | | | | |
| | | | | | | | | | ni | | ni | — | — | — | | | | |
| | | | | | | | | | ci-cu | ci-cu | ni | — | — | — | | | | |
| | | | | | | | | | ci-cu | ci-cu | ni | — | — | — | | | | |
| | | | | | | | | | ni | ci-cu | ni | — | — | — | | | | |
| | | | | | | | | | ni | ni | | — | — | — | | | | |
| | | | | | | | | | | cu-ni | ni | — | — | — | | | | |
| | | | | | | | | | ni | ni | ni | — | — | — | | | | |
| | | | | | | | | | ni | ci-cu | ni | — | — | — | | | | |
| | | | | | | | | | ni | ci-cu | ni | — | — | — | | | | |
| | | | | | | | | | | cu-ni | ni | — | — | — | | | | |
| | | | | | | | | | ni | cu-ni | ni | — | — | — | | | | |
| | | | | | | | | | cu-ni | cu-ni | ni | — | — | — | | | | |
| | | | | | | | | | ni | ci-cu | ni | — | — | — | | | | |
| | | | | | | | | | cu-ni | ci-cu | ni | — | — | — | | | | |
| | | | | | | | | | | cu-ni | ni | — | — | — | | | | |
| | | | | | | | | | cu-ni | cu-ni | ni | — | — | — | | | | |
| | | | | | | | | | ci-cu | cu-ni | ni | — | — | — | | | | |
| | | | | | | | | | ni | cu-ni | ni | — | — | — | | | | |
| | | | | | | | | | ni | cu-ni | ni | — | — | — | | | | |
| | | | | | | | | | cu-ni | cu-ni | | — | — | — | | | | |
| | | | | | | | | | cu-ni | ci-cu | ni | — | — | — | | | | |
| | | | | | | | | | ni | cu-ni | ni | — | — | — | | | | |
| | | | | | | | | | cu-ni | ni | ni | — | — | — | | | | |
| | | | | | | | | | cu-ni | ci-cu | ni | — | — | — | | | | |
| | | | | | | | | | ni | cu-ni | ni | — | — | — | | | | |
| | | | | | | | | | ni | cu-ni | ni | — | — | — | | | | |
| | | | | | | | | | ni | cu-ni | ni | — | — | — | | | | |
| | | | | | | | | | | | | — | — | — | | | | |

Las observaciones se efectuaron según hora oficial de Chile (75° de long.)

Alle Beobachtungen nach chilenischer Einheitszeit (75° Länge).

**ANTOFAGASTA** (H=5 m) **AGOSTO 1912** φ = 23° 39′ S λ = 70° 25′ W $C_g$ =

| Día / Tag | Barómetro Barometer 700 mm + | | | Temperatura del aire Lufttemperatur C° | | | | | Humedad absoluta Absolute Feuchtigkeit mm | | | Humedad relativa Relative Feuchtigkeit % | | | Dirección y fuerza del viento Richtung und Stärke des Windes 0—12 B | | | | | | Nebulosidad Bewölkung 0—10 | | | Agua caída Niederschlag mm | Notas Bemerkungen |
|---|---|---|---|---|---|---|---|---|---|---|---|---|---|---|---|---|---|---|---|---|---|---|---|---|---|
| | 7a | 2p | 9p | 7a | 2p | 9p | Max. | Min. | 7a | 2p | 9p | 7a | 2p | 9p | 7a | | 2p | | 9p | | 7a | 2p | 9p | 7a - 7a | |
| 1 | 62.4 | 61.7 | 61.9 | 14.1 | 23.3 | 13.2 | 24.0 | 11.7 | 8.7 | 7.8 | 7.6 | 73 | 36 | 67 | NE | 2 | SW | 5 | S | 2 | 2 | 3 | 2 | — | |
| 2 | 61.0 | 60.4 | 60.4 | 14.4 | 23.5 | 13.1 | 24.1 | 11.5 | 8.6 | 7.5 | 7.8 | 71 | 35 | 69 | NE | 2 | SW | 4 | SW | 1 | 1 | 2 | 1 | — | |
| 3 | 61.5 | 60.7 | 60.1 | 14.2 | 23.7 | 13.0 | 24.3 | 11.7 | 8.6 | 7.8 | 7.6 | 72 | 35 | 68 | NE | 2 | SW | 5 | S | 2 | 2 | 2 | 3 | — | |
| 4 | 60.4 | 59.6 | 59.4 | 14.4 | 23.6 | 13.4 | 24.2 | 11.9 | 8.9 | 8.3 | 7.5 | 73 | 38 | 65 | NE | 2 | SW | 4 | S | 1 | 3 | 2 | 4 | — | |
| 5 | 59.7 | 59.2 | 59.3 | 14.2 | 23.8 | 13.3 | 24.5 | 12.0 | **9.1** | 7.6 | 7.8 | **76** | 34 | 68 | S | 1 | SW | 3 | S | 1 | 2 | 1 | 3 | — | |
| 6 | 61.6 | 61.1 | 61.1 | 14.6 | 23.7 | 13.5 | 24.2 | 12.1 | 8.4 | 7.4 | 7.8 | 68 | 34 | 68 | NE | 2 | SW | 4 | S | 1 | 3 | 2 | 2 | — | |
| 7 | 60.4 | 59.8 | 60.3 | 14.0 | 23.8 | 13.4 | 24.0 | 12.2 | 9.0 | 7.5 | 7.5 | **76** | 34 | 65 | S | 1 | SW | 4 | SW | 2 | 2 | 3 | 2 | — | |
| 8 | 60.8 | 60.0 | 60.1 | 14.4 | 23.9 | 13.5 | 24.3 | 12.4 | 8.6 | 7.6 | 7.3 | 71 | 34 | 63 | NE | 2 | SW | 5 | SW | 1 | 3 | 2 | 3 | — | |
| 9 | 61.6 | 60.8 | 61.1 | 14.5 | 23.7 | 13.7 | 24.1 | 11.5 | 8.8 | 7.8 | 7.3 | 72 | 35 | 62 | NE | 2 | SW | 4 | S | 1 | 2 | 2 | 2 | — | |
| 10 | 61.9 | 61.4 | 61.3 | 14.0 | 23.9 | 13.4 | 24.5 | 11.9 | 9.0 | 8.0 | 7.3 | **76** | 35 | 64 | NE | 6 | SW | 4 | S | 2 | 2 | 2 | 2 | — | |
| 11 | 58.2 | **57.7** | 58.4 | 15.0 | 23.8 | 13.6 | 24.4 | 11.7 | 8.3 | 8.2 | 7.3 | 65 | 37 | 63 | NE | 2 | SW | 5 | S | 1 | 3 | 1 | 2 | — | |
| 12 | 60.0 | 60.1 | 60.2 | 15.0 | 23.6 | 13.7 | 24.2 | 11.8 | 8.1 | 7.7 | 7.0 | 64 | 35 | 60 | NE | 2 | SW | 4 | S | 2 | 4 | 2 | 3 | — | |
| 13 | 61.2 | 60.9 | 60.0 | 15.1 | 24.0 | 13.6 | 24.7 | 12.2 | 7.9 | 7.6 | 7.2 | 62 | 34 | 62 | NE | 2 | SW | 5 | S | 1 | 5 | 2 | 2 | — | |
| 14 | 62.1 | 61.5 | 61.6 | 15.2 | 24.0 | 13.8 | 24.6 | 12.3 | 8.1 | 7.5 | 7.2 | 63 | **33** | 61 | S | 1 | SW | 4 | S | 2 | 4 | 1 | 2 | — | |
| 15 | 61.8 | 61.3 | 61.4 | 15.4 | 24.2 | 13.6 | **24.9** | 12.2 | 8.1 | 7.5 | 7.5 | 62 | **33** | 64 | NE | 2 | SW | 3 | N | 1 | 2 | 2 | 3 | — | |
| 16 | 61.1 | 60.6 | 60.7 | 16.0 | 23.6 | 13.8 | 24.2 | 12.3 | 7.9 | 8.0 | 7.5 | 58 | 36 | 63 | NE | 1 | SW | 4 | S | 1 | 1 | 2 | 2 | — | |
| 17 | 61.9 | 61.2 | 61.1 | 15.0 | 23.6 | 13.8 | 24.1 | 12.2 | 8.4 | 7.7 | 7.2 | 66 | 35 | 61 | N | 1 | SW | 4 | S | 1 | 2 | 2 | 1 | — | |
| 18 | 61.2 | 60.4 | 60.6 | 15.1 | 22.5 | 13.7 | 23.0 | **11.0** | 8.6 | 8.4 | 7.3 | 67 | 42 | 62 | NE | 2 | SW | 5 | S | 2 | 3 | 1 | 2 | — | |
| 19 | 61.0 | 60.7 | 60.7 | 14.8 | 23.2 | 13.8 | 24.0 | 11.3 | 8.4 | 7.8 | 7.0 | 67 | 37 | 59 | NE | 6 | SW | 4 | SW | 1 | 2 | 3 | 1 | — | |
| 20 | 62.3 | 61.7 | 61.8 | 15.2 | 23.6 | 13.9 | 24.3 | 11.5 | 7.9 | 7.6 | 7.4 | 61 | 35 | 62 | NE | 2 | SW | 5 | S | 2 | 3 | 2 | 2 | — | |
| 21 | 62.0 | 61.6 | 61.5 | 15.6 | 23.5 | 13.8 | 24.2 | 11.3 | 7.8 | 7.8 | 7.4 | 59 | 36 | 62 | SW | 5 | SW | 4 | SW | 1 | 2 | 2 | 2 | — | |
| 22 | 60.9 | 60.4 | 60.1 | 15.8 | 24.0 | 15.1 | 24.4 | 11.2 | 7.9 | 7.6 | 6.3 | 59 | 34 | 50 | SW | 3 | SW | 4 | SW | 2 | 3 | 3 | 1 | — | |
| 23 | 61.2 | 60.8 | 60.7 | 15.5 | 23.7 | 15.8 | 24.3 | 11.3 | 8.0 | 7.7 | 6.3 | 60 | 35 | 47 | SW | 2 | SW | 4 | S | 2 | 3 | 2 | 2 | — | |
| 24 | 60.0 | 59.5 | 59.6 | 15.6 | 23.6 | 15.3 | 24.2 | 11.2 | 8.3 | 7.7 | 6.3 | 62 | 35 | 49 | S | 1 | SW | 4 | S | 1 | 2 | 2 | 2 | — | |
| 25 | 61.8 | 61.1 | 61.1 | 15.7 | 23.5 | 15.2 | 24.2 | 11.6 | 7.7 | 7.7 | 6.3 | 58 | 35 | 49 | S | 2 | SW | 3 | SW | 2 | 2 | 3 | 1 | — | |
| 26 | 61.0 | 60.6 | 60.7 | 15.6 | 23.8 | 15.0 | 24.5 | 12.0 | 7.6 | 7.7 | 6.5 | 58 | 35 | 52 | S | 2 | SW | 4 | S | 1 | 2 | 2 | 2 | — | |
| 27 | **63.0** | 62.6 | 62.6 | 16.0 | 23.4 | 14.2 | 24.4 | 12.3 | 7.5 | 7.9 | 7.2 | 56 | 36 | 60 | NE | 2 | SW | 5 | SW | 2 | 1 | 2 | 2 | — | |
| 28 | 60.9 | 60.8 | 60.8 | 16.1 | 23.7 | 14.8 | 24.5 | 12.2 | 7.6 | 7.7 | 6.6 | 56 | 35 | 53 | S | 2 | SW | 4 | S | 1 | 2 | 3 | 1 | — | |
| 29 | 60.8 | 60.2 | 60.1 | 16.4 | 23.6 | 15.3 | 24.4 | 12.0 | 7.5 | 7.6 | **6.2** | 54 | 35 | 48 | SW | 2 | SW | 4 | S | 2 | 2 | 4 | 2 | — | |
| 30 | 59.5 | 59.4 | 59.4 | 16.2 | 23.7 | 15.6 | 24.6 | 12.1 | 8.0 | 7.7 | 6.3 | 59 | 35 | 48 | S | 2 | SW | 4 | S | 1 | 1 | 3 | 2 | — | |
| 31 | 60.4 | 59.9 | 60.1 | 16.5 | 23.7 | 15.5 | 24.5 | 12.2 | 7.7 | 7.8 | **6.2** | 56 | 35 | 48 | SW | 2 | SW | 4 | S | 2 | 2 | 4 | 2 | --- | |
| Pro. Mit. | 61.1 | 60.6 | 60.6 | 15.1 | 23.7 | 14.1 | 24.3 | 11.8 | 8.2 | 7.8 | 7.1 | 65 | 35 | 59 | | 2.2 | | 4.1 | | 1.4 | 2.4 | 2.2 | 2.0 | — | |

**CALDERA** (H=30 m) **AGOSTO 1912** φ = 27° 03′ S λ = 70° 53′ W $C_g$ =

| | | | | | | | | | | | | | | | | | | | | | | | | | |
|---|---|---|---|---|---|---|---|---|---|---|---|---|---|---|---|---|---|---|---|---|---|---|---|---|---|
| 1 | 63.5 | 61.0 | 61.0 | 9.4 | 15.2 | 14.0 | 15.9 | 9.4 | 7.4 | **6.0** | 10.8 | 86 | 47 | 92 | SSE | 1 | SW | 1 | W | 1 | 0 | 0 | 0 | — | |
| 2 | 62.1 | 61.1 | 61.7 | 12.1 | 13.7 | 12.3 | 14.6 | 12.0 | 9.6 | 8.8 | 9.6 | 93 | 75 | 91 | SW | 1 | SW | 1 | C | 0 | $10^1$ | $10^1$ | $10^0$ | — | |
| 3 | 64.8 | 63.2 | 62.8 | 12.7 | 15.8 | 14.2 | 16.6 | 12.7 | 9.3 | 11.1 | 10.4 | 86 | 83 | 87 | N | 1 | SW | 2 | C | 0 | $10^1$ | 8 | 0 | — | |
| 4 | 63.1 | 61.6 | 61.0 | 10.0 | 15.3 | 13.6 | 16.0 | 10.0 | 8.2 | 9.8 | 10.8 | 89 | 76 | 94 | C | 0 | S | 3 | S | 1 | $10^2$ | 0 | 0 | — | [2] 4a30-9a |
| 5 | 60.4 | 58.4 | 59.1 | 10.1 | 14.8 | 13.7 | 15.7 | 10.0 | 9.2 | 10.1 | 10.7 | **00** | 81 | 93 | ESE | 3 | S | 2 | S | 2 | $10^1$ | 5 | $10^0$ | 0.0 | 6a-8a, 8a30-8a35 |
| 6 | 61.3 | 61.0 | 61.0 | 12.0 | 15.0 | 13.6 | 15.9 | 12.0 | 9.9 | 10.2 | 10.5 | 96 | 81 | 92 | W | 3 | C | 0 | C | 0 | $10^1$ | 5 | $10^1$ | 0.0 | |
| 7 | 61.3 | 60.4 | 61.0 | 12.1 | 15.0 | 13.8 | 15.8 | 12.0 | 9.1 | 10.2 | 9.4 | 88 | 81 | 80 | SE | 1 | SW | 2 | C | 0 | $10^1$ | 0 | 0 | — | |
| 8 | 62.3 | 60.0 | 61.1 | 11.4 | 15.3 | 14.0 | 16.0 | 10.6 | 8.3 | 10.0 | 10.6 | 83 | 78 | 90 | C | 1 | SW | 3 | S | 1 | 0 | 0 | 0 | — | |
| 9 | 62.3 | 61.0 | 61.6 | 11.8 | 15.3 | 14.1 | 16.2 | 10.5 | 8.3 | 10.0 | 10.8 | 81 | 78 | 91 | ENE | 1 | SW | 2 | SW | 1 | $10^1$ | 0 | 8 | — | |
| 10 | 64.6 | 61.0 | 61.0 | 10.0 | 14.2 | 13.4 | 15.0 | 10.0 | 8.0 | 9.5 | 10.3 | 87 | 79 | 90 | ESE | 1 | S | 4 | S | 1 | 0 | 0 | 0 | — | |
| 11 | 59.8 | **56.9** | 57.7 | 9.2 | 15.5 | 14.0 | 16.4 | **9.0** | 7.3 | 11.3 | 10.6 | 84 | 86 | 90 | C | 0 | S | 2 | S | 1 | $10^1$ | 2 | $10^1$ | — | |
| 12 | 60.2 | 58.9 | 58.8 | 13.0 | 15.2 | 13.8 | 15.9 | 13.0 | 10.2 | 11.3 | 10.7 | 93 | 88 | 92 | N | 4 | C | 0 | C | 0 | $10^1$ | 10 | $10^1$ | — | |
| 13 | 60.4 | 58.8 | 59.5 | 12.5 | 15.8 | 14.1 | 16.7 | 12.0 | 8.6 | **11.8** | 10.8 | 81 | 88 | 91 | C | 0 | SW | 1 | C | 0 | $10^1$ | 0 | $10^1$ | — | |
| 14 | 62.7 | 62.1 | 61.8 | 13.0 | 16.0 | 14.4 | 16.8 | 13.0 | 8.8 | 11.0 | 11.1 | 80 | 81 | 92 | C | 0 | W | 1 | S | 1 | $10^1$ | 9 | 0 | — | |
| 15 | 62.4 | 61.5 | 61.0 | 12.0 | 15.3 | 14.2 | 16.0 | 12.0 | 8.6 | 11.4 | 10.9 | 83 | 88 | 92 | C | 0 | S | 3 | S | 1 | $10^1$ | 0 | 0 | — | |
| 16 | 61.9 | 60.4 | 59.8 | 11.2 | 15.4 | 14.2 | 16.0 | 10.7 | 8.8 | 11.0 | 10.4 | 89 | 85 | 87 | E | 1 | SW | 2 | S | 2 | $10^1$ | 0 | 0 | — | |
| 17 | 61.0 | 60.4 | 60.2 | 12.8 | 14.6 | 13.7 | 15.4 | 10.2 | 10.0 | 10.5 | 10.9 | 91 | 85 | 94 | NNW | 2 | W | 1 | SW | 1 | $10^1$ | $10^0$ | $10^1$ | 0.0 | [1] 5a-6a |
| 18 | 60.2 | 60.2 | 60.9 | 12.6 | 15.6 | 14.4 | 16.5 | 12.6 | 9.7 | 9.6 | 10.7 | 90 | 73 | 88 | NNE | 2 | SW | 1 | C | 0 | 5 | 2 | 9 | — | |
| 19 | 63.9 | 62.6 | 61.8 | 12.2 | 15.3 | 14.3 | 16.1 | 12.0 | 8.0 | 9.9 | 10.4 | 75 | 77 | 86 | ESE | 1 | S | 3 | SW | 1 | 0 | 0 | 0 | — | |
| 20 | 62.1 | 64.0 | 64.1 | 11.4 | 14.6 | 13.8 | 15.3 | 10.3 | 8.9 | 9.4 | 10.5 | 89 | 76 | 91 | C | 0 | S | 3 | C | 0 | $10^1$ | 8 | $10^0$ | — | |
| 21 | **65.0** | 61.3 | 61.0 | 10.5 | 14.4 | 15.5 | 15.0 | 10.0 | 6.5 | 10.3 | 10.5 | 69 | 85 | 91 | E | 1 | S | 4 | S | 2 | 0 | 0 | 6 | — | |
| 22 | 61.5 | 60.4 | 60.1 | 12.0 | 14.8 | 13.4 | 15.5 | 12.0 | 8.6 | 10.1 | 10.3 | 83 | 81 | 90 | NW | 2 | W | 1 | NW | 1 | $10^1$ | 0 | 7 | — | |
| 23 | 60.4 | 59.0 | 59.6 | 11.1 | 14.6 | 13.5 | 15.2 | 10.3 | 8.9 | 10.5 | 10.6 | 90 | 85 | 93 | NNE | 1 | NW | 1 | NW | 1 | $10^1$ | 0 | $10^1$ | — | |
| 24 | 61.6 | 60.2 | 59.9 | 13.0 | 15.3 | 14.2 | 16.0 | 13.0 | 9.8 | 9.8 | 10.6 | 89 | 76 | 88 | N | 2 | SW | 1 | C | 0 | $10^1$ | 0 | $10^1$ | — | |
| 25 | 60.9 | 60.5 | 60.8 | 13.0 | 14.5 | 13.7 | 15.3 | 13.0 | 9.6 | 10.5 | 10.7 | 87 | 86 | 93 | C | 0 | SW | 1 | SW | 1 | $10^1$ | $10^0$ | $10^0$ | — | |
| 26 | 61.6 | 60.8 | 61.5 | 12.8 | 15.0 | 14.0 | 15.8 | 12.6 | 9.5 | 9.9 | 10.6 | 87 | 78 | 90 | C | 0 | SW | 2 | C | 0 | $10^1$ | 0 | $10^0$ | — | |
| 27 | 63.8 | 63.0 | 61.4 | 13.0 | 15.3 | 13.7 | 16.0 | 12.8 | 9.2 | 11.3 | 10.2 | 83 | 87 | 88 | NNE | 1 | SW | 2 | S | 1 | $10^1$ | $10^0$ | $10^1$ | — | |
| 28 | 62.8 | 61.3 | 60.1 | 12.0 | 16.2 | 13.8 | **17.0** | 12.0 | 10.2 | 10.6 | 10.2 | 98 | 77 | 87 | NE | 2 | SW | 1 | S | 1 | $10^1$ | 1 | $10^1$ | — | |
| 29 | 60.6 | 59.9 | 59.6 | 12.0 | 16.0 | 13.6 | 16.7 | 10.4 | 9.2 | 11.0 | 9.7 | 89 | 81 | 85 | C | 0 | SW | 1 | C | 0 | $10^1$ | 0 | $10^1$ | — | |
| 30 | 59.5 | 58.9 | 59.3 | 13.0 | 15.0 | 13.8 | 15.6 | 10.3 | 9.8 | 9.9 | 10.7 | 89 | 78 | 92 | C | 0 | SW | 1 | S | 1 | $10^1$ | 0 | $10^1$ | — | |
| 31 | 60.2 | 59.2 | 58.9 | 10.8 | 15.2 | 13.3 | 15.7 | 10.6 | 8.9 | 9.8 | 10.7 | 93 | 76 | 95 | C | 0 | SW | 2 | S | 1 | $10^1$ | 0 | $10^1$ | — | |
| Pro. Mit. | 61.9 | 60.6 | 60.6 | 11.8 | 15.1 | 13.8 | 15.9 | 11.3 | 8.9 | 10.2 | 10.5 | 87 | 79 | 90 | | 1.0 | | 1.8 | | 0.7 | 8.2 | 2.9 | 6.5 | 0.0 | |

Barómetro reducido a 0°C y a gravedad normal.

Barometer reduciert auf 0°C und Normals

**OFAGASTA** (H = 5 m) **AGOSTO 1912** φ = 23° 39′ S λ = 70° 25′ W $h_a$ = —

| mp. a la temp. Temp. Freien C° Ex. Min. | Velocidad del viento Windgeschwindigkeit m/minuto 7a | 2p | 9p | km 9p-7a | 7a-2p | 2p-9p | 7a-7a | k/1h | Nubes (clase y dirección) Wolken (Art und Richtung) 7a | 2p | 9p | Agua caída Niederschlag mm 7a | 2p | 9p | Evaporación Verdunstung mm 7a | 2p | 9p | 7a-7a |
|---|---|---|---|---|---|---|---|---|---|---|---|---|---|---|---|---|---|---|
| | | | | | | | | | cu | fr-ni | a-cu | — | — | — | | | | |
| | | | | | | | | | cu-ni | fr-str | | — | — | — | | | | |
| | | | | | | | | | fr-str | fr-ni | fr-ni | — | — | — | | | | |
| | | | | | | | | | cu-ni | cu | fr-str | — | — | — | | | | |
| | | | | | | | | | cu-ni | cu | fr-ni | — | — | — | | | | |
| | | | | | | | | | cu | fr-str | str | — | — | — | | | | |
| | | | | | | | | | fr-str | cu | fr-ni | — | — | — | | | | |
| | | | | | | | | | cu-ni | str | str | — | — | — | | | | |
| | | | | | | | | | fr-str | fr-ni | a-cu | — | — | — | | | | |
| | | | | | | | | | cu | str | fr-ni | — | — | — | | | | |
| | | | | | | | | | cu-ni | str | fr-ni | — | — | — | | | | |
| | | | | | | | | | cu | fr-ni | str | — | — | — | | | | |
| | | | | | | | | | cu-ni | str | str | — | — | — | | | | |
| | | | | | | | | | cu-ni | fr-str | fr-ni | — | — | — | | | | |
| | | | | | | | | | cu-ni | str | fr-str | — | — | — | | | | |
| | | | | | | | | | cu | cu-ni | str | — | — | — | | | | |
| | | | | | | | | | a-str | fr-str | a-str | — | — | — | | | | |
| | | | | | | | | | str | str | a-cu | — | — | — | | | | |
| | | | | | | | | | cu | str | str | — | — | — | | | | |
| | | | | | | | | | fr-str | fr-str | a-str | — | — | — | | | | |
| | | | | | | | | | str | str | str | — | — | — | | | | |
| | | | | | | | | | fr-str | cu-ni | str | — | — | — | | | | |
| | | | | | | | | | cu | str | fr-ni | — | — | — | | | | |
| | | | | | | | | | cu-ni | str | str | — | — | — | | | | |
| | | | | | | | | | fr-str | str | fr-ni | — | — | — | | | | |
| | | | | | | | | | str | str | a-str | — | — | — | | | | |
| | | | | | | | | | fr-str | str | fr-ni | — | — | — | | | | |
| | | | | | | | | | str | str | str | — | — | — | | | | |
| | | | | | | | | | cu | str | fr-ni | — | — | — | | | | |
| | | | | | | | | | fr-str | str | str | — | — | — | | | | |
| | | | | | | | | | stı | str | fr-str | — | — | — | | | | |
| | | | | | | | | | | | | — | — | — | | | | |

**LDERA** (H = 30 m) **AGOSTO 1912** φ = 27° 03′ S λ = 70° 53′ W $h_a$ = 28 m

| | | | | | | | | | | | | | | | | | | |
|---|---|---|---|---|---|---|---|---|---|---|---|---|---|---|---|---|---|---|
| 49 | 105 | 100 | 49.0 | 33.0 | 32.0 | 118.0 | 4.9 | | | | | — | — | — | | | | |
| 83 | 160 | 0 | 42.0 | 30.9 | 24.0 | 107.0 | 4.5 | ni NW | ni SW | ni | | — | — | — | | | | |
| 70 | 180 | 0 | 30.0 | 41.0 | 13.0 | 84.9 | 3.5 | ni N | fr-cu SW | | | — | — | — | | | | |
| 0 | 260 | 120 | 40.0 | 46.0 | 41.0 | 94.0 | 3.9 | ni | | | | — | — | — | | | | |
| 640 | 500 | 420 | 48.0 | 40.0 | 43.0 | 135.0 | 5.6 | ni W | fr-cu S | ni | | 0.0 | 0.0 | — | | | | |
| 580 | 0 | 0 | 52.0 | 11.9 | 23.5 | 135.0 | 5.6 | ni SE | cu | ni | | — | — | — | | | | |
| 80 | 240 | 0 | 48.0 | 39.0 | 22.0 | 83.4 | 3.5 | ni SE | | | | — | — | — | | | | |
| 100 | 530 | 100 | 23.0 | 51.0 | 7.0 | 84.0 | 3.5 | | | | | — | — | — | | | | |
| 110 | 290 | 120 | 37.0 | 40.0 | 32.0 | 95.0 | 4.0 | ni ENE | | ni | | — | — | — | | | | |
| 120 | 600 | 130 | 20.0 | 58.0 | 17.8 | 92.0 | 3.8 | | | | | — | — | — | | | | |
| 0 | 200 | 80 | 11.2 | 32.0 | 11.2 | 87.0 | 3.6 | ni | fr-cu S | ni S | | — | — | — | | | | |
| 640 | 0 | 0 | 62.0 | 5.9 | 6.2 | 105.2 | 4.4 | ni N | ni SW | ni SW | | — | — | — | | | | |
| 0 | 98 | 0 | 12.0 | 15.0 | 17.9 | **24.1** | **1.0** | ni NNE | ni SW | ni SW | | — | — | — | | | | |
| 0 | 60 | 90 | 22.7 | 33.1 | 25.8 | 55.6 | 2.3 | ni NNE | cu-ni W | | | — | — | — | | | | |
| 0 | 560 | 120 | 32.0 | 62.0 | 30.0 | 90.9 | 3.8 | ni NW | | | | — | — | — | | | | |
| 120 | 350 | 260 | 42.8 | 26.5 | 32.0 | 134.8 | 5.6 | ni E | | | | — | — | — | | | | |
| 300 | 40 | 120 | 45.0 | 17.4 | 29.0 | 103.5 | 4.3 | ni NNW | ni W | ni SW | | 0.0 | — | — | | | | |
| 240 | 60 | 0 | 38.0 | 29.5 | 22.0 | 84.4 | 3.5 | cu NNE | cu SW | cu-ni SW | | — | — | — | | | | |
| 130 | 520 | 130 | 17.8 | 52.0 | 30.0 | 69.3 | 2.9 | | | | | — | — | — | | | | |
| 0 | 640 | 0 | 42.0 | 54.0 | 24.0 | 124.0 | 5.2 | ni SE | cu-ni S | ni S | | — | — | — | | | | |
| 160 | **700** | 200 | 50.0 | 64.0 | 43.5 | 128.0 | 5.3 | | | cu-ni S | | — | — | — | | | | |
| 240 | 60 | 120 | 52.0 | 33.8 | 40.0 | **159.5** | **6.6** | ni SW | | cu-ni SW | | — | — | — | | | | |
| 120 | 80 | 100 | 60.0 | 41.0 | 38.0 | 133.8 | 5.6 | ni NNE | | ni NW | | — | — | — | | | | |
| 180 | 100 | 0 | 58.0 | 39.5 | 22.0 | 137.0 | 5.7 | ni N | | ni SW | | — | — | — | | | | |
| 0 | 80 | 60 | 19.7 | 25.6 | 24.0 | 81.2 | 3.4 | ni W | ni SW | ni SW | | — | — | — | | | | |
| 0 | 300 | 0 | 29.6 | 42.0 | 26.7 | 79.2 | 3.3 | ni NW | | ni W | | — | — | — | | | | |
| 50 | 260 | 120 | 39.9 | 48.0 | 34.0 | 108.6 | 4.5 | ni NNE | ni SW | ni S | | — | — | — | | | | |
| 280 | 130 | 60 | 54.0 | 40.0 | 24.1 | 136.0 | 5.7 | ni NE | cu SW | ni S | | — | — | — | | | | |
| 0 | 120 | 0 | 32.0 | 45.0 | 31.7 | 96.1 | 4.0 | ni NE | | ni S | | — | — | — | | | | |
| 0 | 140 | 90 | 39.9 | 43.0 | 38.0 | 116.6 | 4.9 | ni NE | | ni S | | — | — | — | | | | |
| 0 | 240 | 40 | 46.0 | 52.0 | 32.0 | 127.0 | 5.3 | ni NE | | ni S | | — | — | — | | | | |
| 138 | 245 | 83 | 38.6 | 38.5 | 27.0 | 103.4 | 4.3 | | | | | 0.0 | 0.0 | — | | | | |

s observaciones se efectuaron según hora oficial de Chile (75° de long.)

Alle Beobachtungen nach chilenischer Einheitszeit (75° Länge).

**ISLA DE PASCUA** (H=30 m) **AGOSTO 1912** φ = 27° 10′ S λ = 109° 26′ W $C_g$ =

| Día Tag | Barómetro Barometer 700 mm + | | | Temperatura del aire Lufttemperatur C° | | | | | Humedad absoluta Absolute Feuchtigkeit mm | | | Humedad relativa Relative Feuchtigkeit % | | | Dirección y fuerza del viento Richtung und Stärke des Windes 0—12 B | | | Nebulosidad Bewölkung 0—10 | | | Agua caída Niederschlag mm | Notas Bemerkungen |
|---|---|---|---|---|---|---|---|---|---|---|---|---|---|---|---|---|---|---|---|---|---|---|
| | 7a | 2p | 9p | 7a | 2p | 9p | Max. | Min. | 7a | 2p | 9p | 7a | 2p | 9p | 7a | 2p | 9p | 7a | 2p | 9p | 7a-7a | |
| 1 | 63.8 | *62.5* | 63.7 | 18.8 | *20.8* | 19.0 | 22.4 | 17.5 | 13.4 | *14.6* | 14.0 | 83 | *80* | 86 | WNW 5 | | WNW | 5 | 4 | 5 | 0.4 | ●⁰ ch; ⊿¹ |
| 2 | 62.8 | 61.4 | 62.9 | 19.6 | 21.3 | 19.5 | **22.7** | 19.2 | 14.6 | 16.3 | 15.1 | 86 | 86 | 89 | WNW 4 | W 5 | W | 8 | 7 | 10 | — | ● ch 2; ⊿⁰ |
| 3 | 62.9 | 62.4 | 64.2 | 17.0 | 19.4 | 16.8 | 20.4 | 16.2 | 14.0 | 13.5 | 10.7 | 97 | 81 | 75 | SW 2 | SSW 1 | S | 10 | 9 | 0 | 2.7 | ●¹; ↙ |
| 4 | 65.4 | 64.6 | 65.9 | 16.1 | 19.3 | 14.8 | 20.1 | 14.4 | 10.5 | 11.6 | **9.6** | 77 | 70 | 76 | S 3 | SSE 2 | SSE | 4 | 3 | 5 | 2.3 | ⊿¹ |
| 5 | 65.8 | 64.7 | **66.0** | 15.8 | 18.0 | 14.2 | 19.5 | 13.0 | 10.0 | 11.8 | 9.9 | 75 | 76 | 82 | SE 1 | SE 3 | ESE | 8 | 7 | 5 | 0.0 | ●⁰ ch 5a |
| 6 | 65.9 | 64.9 | 65.8 | 16.0 | 17.8 | 14.0 | 19.4 | 13.4 | 10.8 | 11.1 | 11.1 | 80 | 73 | 93 | C 0 | SE 3 | SE | 8 | 8 | 3 | — | ⊿⁰ |
| 7 | 64.5 | 63.0 | 63.9 | 15.8 | 18.1 | 16.6 | 20.7 | 13.5 | 11.4 | 13.5 | 11.4 | 85 | 87 | 81 | E 3 | ENE 4 | ENE | 6 | 6 | 8 | — | ● ch 3p-5p; ⊿² |
| 8 | 62.8 | 61.6 | 62.0 | 15.6 | 20.0 | 17.6 | 20.7 | 14.7 | 12.0 | 15.3 | 13.3 | 91 | 88 | 89 | E 1 | N 4 | NNW | 8 | 9 | 2 | 0.0 | ●¹ n; ⊿² |
| 9 | 61.9 | 60.0 | 61.5 | 17.1 | 21.2 | 16.1 | 21.8 | 15.4 | 13.8 | 15.1 | 13.0 | 95 | 81 | 95 | W 1 | W 3 | W | 4 | 6 | 1 | 4.1 | |
| 10 | 59.6 | 56.6 | 55.8 | 18.7 | 21.2 | 19.6 | 22.0 | 16.4 | 14.2 | 16.5 | 16.1 | 88 | 88 | 95 | W 4 | NW 6 | NW | 6 | 7 | 10 | — | ● ch 11a; ⊿² |
| 11 | 55.1 | *55.5* | 57.4 | 18.2 | 20.6 | 16.8 | 21.5 | 16.7 | 13.3 | 14.1 | 11.1 | 85 | 78 | 77 | SW 3 | SW 4 | SSW | 4 | 3 | 2 | 1.7 | ●¹ ch, ≡² |
| 12 | 58.3 | *58.3* | 60.2 | 17.6 | *18.5* | 16.6 | 20.6 | 16.4 | 11.4 | *9.8* | 9.9 | 76 | *62* | 70 | SSW 5 | S 6 | S | 4 | 4 | 2 | — | ⊿⁰ |
| 13 | 60.1 | 59.5 | 59.9 | 15.0 | 20.4 | 17.9 | 21.0 | 13.3 | 10.9 | 13.5 | 12.5 | 86 | 75 | 82 | C 0 | N 3 | N | 3 | 4 | 3 | — | ⊿² |
| 14 | 57.1 | 56.3 | 57.4 | 18.4 | 19.6 | 17.9 | 20.9 | 17.6 | 15.0 | 13.7 | 11.3 | 95 | 81 | 74 | NNW 4 | W 4 | W | 10 | 9 | 4 | — | ●¹ |
| 15 | *57.5* | 57.2 | 58.5 | 17.8 | 19.7 | 17.7 | 20.2 | 17.0 | 11.3 | 12.4 | 11.9 | 75 | 73 | 79 | W 4 | WSW 5 | WSW | 2 | 4 | 3 | 7.4 | ⊿⁰ |
| 16 | 60.0 | 59.4 | 62.1 | 17.8 | 20.2 | 16.9 | 20.9 | 16.8 | 11.3 | 12.3 | 11.9 | 75 | 70 | 83 | SSW 4 | SSW 2 | S | 3 | 5 | 4 | — | ⊿⁰; ∈ |
| 17 | 62.3 | 61.4 | 63.3 | 15.4 | 20.3 | 17.5 | 21.5 | 14.3 | 12.3 | 14.5 | 12.8 | 94 | 82 | 86 | C 0 | N 4 | N | 8 | 8 | | — | ⊿² |
| 18 | 62.8 | 63.0 | 64.7 | 18.2 | 19.4 | 15.8 | 20.5 | 15.7 | 13.9 | 13.3 | 10.9 | 89 | 79 | 81 | NW 3 | S 1 | S | 4 | 10 | 3 | — | ●¹ ch; ⊿² |
| 19 | 64.8 | 63.8 | 64.4 | 16.3 | 20.2 | 17.1 | 20.7 | 15.0 | 12.6 | 15.6 | 14.0 | 91 | 89 | 96 | S 1 | SE 2 | E | 6 | 8 | 10 | 1.3 | ● ch⁰; *2* ⌒ 8a y 3p |
| 20 | *63.8* | *62.7* | 63.7 | *16.4* | *19.9* | 18.7 | 22.6 | 15.3 | *12.8* | *15.6* | 14.3 | *92* | *90* | 89 | SE 2 | NE 4 | N | 3 | 6 | 7 | 0.5 | ● ch⁰ |
| 21 | *63.5* | *62.7* | 63.1 | 18.1 | *20.6* | 18.8 | 22.6 | 17.6 | 14.5 | *16.5* | 15.0 | 93 | *91* | 93 | N 3 | N 5 | N | 3 | 4 | 5 | 0.5 | ●⁰ ch; ⊿¹ |
| 22 | 62.2 | 60.8 | 61.2 | 18.8 | 22.0 | 19.3 | 22.5 | 17.1 | 15.7 | 17.7 | 15.9 | 97 | 90 | 96 | N 4 | N 4 | NW | 9 | 3 | 10 | 1.1 | ●⁰ ch |
| 23 | 60.0 | 59.4 | 60.6 | 17.0 | 14.8 | 12.5 | 19.5 | **12.5** | 13.9 | 12.4 | 10.6 | 96 | **99** | 98 | S 3 | S 8 | S | 9 | 10 | 10 | 0.3 | ●² |
| 24 | 61.2 | 60.7 | 62.0 | 14.1 | 18.1 | 15.7 | 18.6 | 12.6 | 10.9 | 11.4 | 11.2 | 91 | 74 | 84 | S 1 | SE 3 | SE | 10 | 6 | 10 | **40.4** | ●; ⊿⁰ |
| 25 | 59.8 | 58.0 | 59.1 | 17.0 | 21.5 | 17.4 | 22.1 | 15.1 | 14.2 | **18.1** | 14.3 | 98 | 94 | 96 | ESE 3 | N 5 | NW | 10 | 7 | 10 | — | ●⁰; ⊿² |
| 26 | 59.2 | 59.4 | 60.7 | 17.4 | 17.4 | 16.3 | 18.7 | 16.1 | 12.3 | 14.1 | 13.4 | 83 | 95 | 97 | C 0 | SE 2 | SSE | 10 | 10 | 10 | 5.6 | ●² |
| 27 | 61.2 | 59.3 | 61.7 | 16.0 | 16.3 | 16.0 | 17.0 | 14.9 | 13.2 | 12.6 | 11.7 | 97 | 91 | 86 | C 0 | SE 4 | SSE | 10 | 10 | 3 | 37.8 | ●² |
| 28 | 59.9 | 59.2 | 59.1 | 16.6 | 19.2 | 13.8 | 20.0 | 13.4 | 12.2 | 13.5 | 11.0 | 87 | 81 | 94 | SSE 3 | S 2 | S | 6 | 5 | 1 | 12.0 | ●¹ |
| 29 | 57.7 | *57.4* | 57.8 | 17.0 | *19.1* | 17.0 | 21.2 | 13.1 | 12.3 | 13.7 | 12.5 | 85 | 83 | 87 | W 4 | W 4 | WNW | 5 | 4 | 1 | — | ⊿² |
| 30 | 57.7 | 57.5 | 58.0 | 18.3 | 17.8 | 17.2 | 22.0 | 16.2 | 14.2 | 14.5 | 14.1 | 91 | 95 | 96 | WNW 3 | NW 3 | N | 7 | 8 | 7 | — | ≡ 2p, ●⁰; ⊿¹ |
| 31 | 56.4 | 54.9 | **54.4** | 16.8 | 17.7 | 14.8 | 19.0 | 14.8 | 14.0 | 14.1 | 11.8 | 98 | 93 | 94 | NW 4 | N 3 | S | 10 | 9 | 10 | 3.1 | Algunos árboles e |
| Pro. Mit. | 61.2 | 60.3 | 61.3 | 17.1 | 19.4 | 16.8 | 20.8 | 15.3 | 12.8 | 14.0 | 12.5 | 88 | 83 | 87 | 2.5 | 3.5 | | 6.5 | 6.5 | 5.5 | 121.2 | |

**COPIAPO** (H=370 m) **AGOSTO 1912** φ = 27° 21′ S λ = 70° 22′ W $C_g$ =

| | | | | | | | | | | | | | | | | | | | | | | |
|---|---|---|---|---|---|---|---|---|---|---|---|---|---|---|---|---|---|---|---|---|---|---|
| 1 | 30.3 | 26.8 | 26.8 | 4.7 | 23.5 | 11.6 | | | 5.4 | 6.9 | 7.9 | 84 | 32 | 78 | E 1 | NW 2 | C 0 | 0 | 0 | 0 | — | ⌣ |
| 2 | 27.5 | 26.1 | 30.0 | 5.0 | 18.0 | 11.4 | | | 6.2 | 8.6 | 8.0 | **96** | 56 | 80 | NW 2 | NW 2 | N 1 | 0 | 0 | 10 | — | ≡ am |
| 3 | 31.0 | 28.7 | 30.5 | 10.7 | 17.6 | 10.8 | | | 8.1 | 7.9 | 7.7 | 84 | 53 | 79 | C 0 | NW 1 | C 0 | 8 | 6 | 2 | — | |
| 4 | 31.3 | 28.6 | 29.0 | 5.2 | 22.8 | 12.4 | | | 5.7 | 6.5 | 7.5 | 86 | 32 | 70 | C 0 | NW 2 | C 0 | 0 | 1 | 0 | — | |
| 5 | 27.3 | **24.0** | 25.4 | 6.2 | 23.8 | 12.4 | | | 4.7 | 6.4 | 8.4 | 66 | **29** | 78 | C 0 | NW 2 | C 0 | 3 | 4 | 0 | — | |
| 6 | 27.1 | 27.5 | 28.0 | 9.0 | 16.4 | 11.1 | | | 7.7 | 8.9 | 8.4 | 90 | 64 | 85 | NW 2 | NW 2 | NW 1 | 10 | 4 | 10 | — | |
| 7 | 29.1 | 26.9 | 27.8 | 9.8 | 16.2 | 10.0 | | | 7.8 | 7.9 | 7.4 | 86 | 58 | 81 | C 0 | NW 1 | C 0 | 10 | 2 | 0 | — | |
| 8 | 28.7 | *25.3* | 26.0 | 8.3 | *20.2* | 10.5 | | | 7.3 | *6.5* | 7.8 | 89 | *57* | 83 | C 0 | | NW 1 | 2 | 0 | 0 | — | |
| 9 | 28.7 | 26.7 | 30.4 | 7.2 | 17.0 | 11.4 | | | 6.7 | 7.0 | 7.4 | 88 | 49 | 73 | E 1 | W 3 | C 0 | 2 | 4 | 6 | 0.0 | ≡⁰ |
| 10 | 31.5 | 29.0 | 28.9 | 6.0 | 19.6 | 10.0 | | | 6.0 | 6.4 | 7.2 | 86 | 38 | 79 | C 0 | NW 1 | C 0 | 0 | 1 | 0 | — | |
| 11 | 27.6 | **24.0** | 25.0 | 4.6 | 25.8 | 10.2 | | | **4.2** | **10.1** | 7.1 | 66 | 41 | 77 | NE 2 | NW 2 | C 0 | 2 | 2 | 0 | — | |
| 12 | 27.5 | 25.6 | 27.8 | 9.6 | 19.4 | 11.6 | | | 7.4 | 7.5 | 8.4 | 83 | 45 | 82 | C 0 | NW 2 | NW 2 | 8 | 10 | 2 | — | |
| 13 | 26.9 | 26.0 | 28.7 | 10.8 | 20.0 | 13.0 | | | 8.3 | 9.2 | 9.4 | 86 | 53 | 84 | NW 2 | NW 2 | NW 1 | 9 | 8 | 10 | — | ⌜↘ 2a30 S, ⌜ 9a |
| 14 | 29.3 | 27.4 | 29.1 | 12.6 | 19.0 | 12.2 | | | 9.0 | 8.7 | 7.9 | 83 | 53 | 74 | E 2 | NW 2 | NW 1 | 4 | 8 | 0 | — | |
| 15 | 29.2 | 26.2 | 28.8 | 6.8 | 22.6 | 11.4 | | | 6.6 | 8.7 | 8.5 | 89 | 43 | 84 | SE 1 | NW 2 | NW 1 | 0 | 0 | 0 | — | |
| 16 | 28.7 | 26.2 | 27.2 | 7.0 | 21.8 | 11.3 | | | 6.9 | 8.3 | 8.5 | 92 | 43 | 85 | C 0 | NW 2 | W 2 | 0 | 0 | 0 | — | |
| 17 | 26.2 | 26.2 | 26.8 | 6.0 | 18.0 | 11.8 | | | 6.4 | 8.4 | 7.4 | 92 | 55 | 72 | NW 1 | NW 3 | NW 1 | 0 | 0 | 8 | — | ≡ 1 |
| 18 | 27.5 | 26.0 | 29.5 | 10.4 | 17.4 | 11.8 | | | 8.0 | 7.8 | 7.4 | 85 | 52 | 72 | NW 1 | NW 2 | NW 1 | 10 | 3 | 0 | — | |
| 19 | 31.9 | 28.6 | 28.4 | 9.0 | 21.6 | 11.5 | | | 7.3 | 7.9 | 8.4 | 85 | 41 | 83 | N 1 | NW 1 | N 1 | 0 | 0 | 0 | 0.0 | ≡⁰ 0a15 |
| 20 | 28.4 | 29.1 | **32.8** | 7.2 | 17.6 | 10.4 | | | 6.2 | 7.7 | 7.5 | 82 | 51 | 79 | E 1 | NW 3 | NW 1 | 2 | 7 | 4 | — | |
| 21 | 31.8 | 27.7 | 28.4 | 6.2 | 21.8 | 11.6 | | | 6.1 | 6.2 | 7.7 | 86 | 32 | 76 | SE 1 | NW 2 | C 0 | 0 | 0 | 3 | — | |
| 22 | 28.2 | 25.4 | 26.4 | 7.7 | 23.2 | 11.4 | | | **4.2** | 6.7 | 8.3 | 54 | 32 | 82 | E 1 | NW 3 | C 0 | 0 | 0 | 0 | — | |
| 23 | 26.9 | 25.0 | 26.3 | 6.5 | 19.2 | 11.2 | | | 6.8 | 8.1 | 8.0 | 93 | 49 | 81 | C 0 | NW 2 | NW 2 | 10 | 0 | 0 | — | ≡² 1 |
| 24 | 28.1 | *26.2* | *26.8* | 10.4 | *19.5* | *10.6* | | | 8.8 | *7.7* | *8.5* | 93 | *46* | *89* | SE 1 | | | 10 | 0 | 0 | — | |
| 25 | 27.6 | 25.8 | 27.5 | 9.4 | 19.8 | 10.4 | | | 8.0 | 8.3 | 7.7 | 90 | 48 | 81 | W 1 | NW 2 | NW 1 | 10 | 0 | 0 | — | |
| 26 | *28.2* | *26.1* | | *8.8* | 20.2 | | | | 7.2 | 8.1 | | 85 | 46 | | NW 1 | NW 3 | | 8 | 0 | 0 | — | |
| 27 | 30.4 | 28.4 | 29.9 | 7.6 | 21.6 | 11.2 | | | 6.7 | 7.9 | 7.9 | 86 | 41 | 80 | SE 1 | NW 2 | NW 1 | 0 | 2 | 0 | — | |
| 28 | 28.8 | 26.2 | 28.8 | 8.8 | 24.0 | 11.8 | | | 7.2 | 7.6 | 8.5 | 85 | 34 | 82 | C 0 | NW 2 | NW 1 | 0 | 0 | 0 | — | |
| 29 | 27.5 | 24.4 | 25.8 | 8.6 | 24.6 | 12.4 | | | 5.9 | 7.9 | 8.2 | 70 | 34 | 76 | E 1 | NW 4 | NW 1 | 0 | 0 | 0 | — | |
| 30 | 26.8 | 24.2 | 27.1 | 9.8 | 24.6 | 12.6 | | | 5.7 | 7.9 | 8.8 | 63 | 34 | 81 | E 1 | NW 2 | NW 1 | 1 | 2 | 0 | — | |
| 31 | *27.8* | | | *12.0* | | | | | 4.6 | | | 44 | | | E 1 | | | 0 | 0 | 0 | — | |
| Pro. Mit. | 28.6 | 26.5 | 28.1 | 8.1 | 20.6 | 11.4 | | | 6.7 | 7.8 | 8.0 | 82 | 44 | 80 | 0.8 | 2.1 | 0.8 | 3.5 | 2.1 | 1.8 | 0.0 | |

Barómetro reducido a 0°C y a gravedad normal.

Barometer reduciert auf 0°C und Normal

## DE PASCUA (H = 30 m) — AGOSTO 1912 — φ = 27° 10′ S — λ = 109° 26′ W — $h_a$ = 2.8 m

| mp. a la temp. Temp. Freien. | Velocidad del viento m/minuto | | | Velocidad del viento km | | | | | Nubes (clase y dirección) | | | Agua caída mm | | | Evaporación mm | | | |
|---|---|---|---|---|---|---|---|---|---|---|---|---|---|---|---|---|---|---|
| x. Min. | 7a | 2p | 9p | 9p-7a | 7a-2p | 2p-9p | 7a-7a | k/1h | 7a | 2p | 9p | 7a | 2p | 9p | 7a | 2p | 9p | 7a-7a |
| 5 12.4 | | | | *60.0* | *90.0* | *64.3* | *232.6* | 9.7 | fr-cu,cu-ni WNW, | fr-cu WNW | fr-cu WNW | 0.1 | — | — | 1.0 | *1.6* | 1.0 | 3.8 |
| 5 16.6 | 206 | 230 | | 127.5 | 84.8 | 75.7 | *281.8* | 11.7 | fr-cu, str W [ci-cu | fr-cu W | | — | — | — | 1.3 | 1.1 | 0.7 | 3.9 |
| 2 13.5 | 90 | 53 | | 112.3 | 30.0 | 44.3 | 272.8 | 11.4 | ni SW | ni SW, str | | 2.7 | 2.3 | — | 1.1 | 0.2 | 0.8 | 2.9 |
| 5 10.4 | 117 | 100 | | 62.1 | 58.4 | 34.1 | 136.4 | 5.7 | fr-cu S, ci | fr-cu SSE | fr-cu SSE | — | — | — | 1.0 | 1.4 | 1.0 | 2.0 |
| 4 7.6 | 40 | 132 | | 22.5 | 64.7 | 43.8 | 115.0 | 4.8 | fr-cu, fr-ni SE | fr-cu SE, ci-str | | 0.0 | — | — | 0.8 | 1.7 | 1.0 | 3.2 |
| 1 10.2 | 0 | 117 | | 33.7 | 62.6 | 36.0 | 142.2 | 5.9 | fr-cu ESE, str, ci | cu SE, str, ci | cu | — | — | — | 1.1 | 1.5 | 0.5 | 3.8 |
| 0 10.0 | 117 | 240 | | 27.2 | 70.2 | 31.4 | 125.8 | 5.2 | cu-ni NE,ci | fr-cu NE, ci | ni NE | — | — | 0.0 | 0.4 | 1.5 | 0.7 | 2.4 |
| 9 11.0 | 53 | 151 | | 22.9 | 64.7 | 49.0 | 124.5 | 5.2 | cu-ni NE,ci | cu-ni, fr-ni N [str | cu-ni | — | — | — | 0.3 | 0.9 | 1.0 | 2.5 |
| 0 11.4 | 53 | 132 | | 22.7 | 37.7 | 17.6 | 136.4 | 5.7 | fr-cu, cu-ni NW,ci | fr-cu, cu-ni W, ci- | | 4.1 | — | — | 0.4 | 0.4 | 0.4 | 2.3 |
| 6 12.0 | 206 | **349** | | 58.6 | 109.0 | 168.3 | 113.9 | 4.7 | cu-ni,fr-ni W, ci-cu | cu-ni, fr-ni NW (1) | ni | — | 0.0 | — | 0.6 | 1.0 | 0.6 | 1.4 |
| 1 13.8 | 187 | 215 | | 109.0 | 70.0 | 65.9 | **386.3** | **16.1** | cu-ni SW, ci-cu | fr-cu SSW, ci | fr-cu SSW | 1.7 | — | — | 0.6 | 0.9 | 0.8 | 2.2 |
| 4 13.0 | 117 | | | 76.9 | *100.0* | *26.5* | 212.8 | 8.9 | fr-cu SSW | fr-cu S | fr-cu S | — | — | — | 1.1 | 1.4 | 1.0 | 2.8 |
| 5 8.8 | 0 | 132 | | 14.7 | 57.1 | 69.1 | 141.2 | 5.9 | fr-cu SW, ci-cu | fr-cu N, ci | fr-cu N | — | — | — | 0.4 | 1.3 | 1.1 | 2.8 |
| 8 14.4 | 206 | 206 | | 177.9 | 99.3 | 84.5 | 304.1 | 12.7 | cu-ni, ni NNW | cu-ni, ni W | cu-ni W | — | 7.4 | — | 1.8 | 0.6 | 1.0 | **4.2** |
| 5 13.7 | 179 | 294 | | 144.2 | 109.9 | 87.7 | 328.0 | 13.7 | fr-cu, cu-ni W | fr-cu W, ci | fr-ni W | — | — | — | 1.6 | 1.4 | 0.8 | 3.2 |
| 2 13.5 | 187 | 100 | | 74.4 | 48.8 | 22.4 | 272.0 | 11.3 | fr-cu SSW, ci | fr-cu S, ci | cu S, ci | — | — | — | 1.2 | 0.9 | 0.5 | 3.4 |
| 1 10.3 | 0 | 206 | | 9.2 | 62·8 | 35.6 | **80.4** | **3.4** | fr-cu S, ci-cu, ci | cu NE, ci | cu NE, ci | — | — | — | 0.3 | 0.9 | 1.0 | 1.7 |
| 1 11.6 | 132 | 80 | | 43.1 | 55.9 | 12.7 | 141.5 | 5.9 | ci N | cu ni, str SW | cu S | — | 1.0 | 0.1 | 0.5 | 0.6 | 0.5 | 2.4 |
| 0 11.1 | 40 | 109 | | 35.9 | 50.1 | 40.8 | 104.5 | 4.4 | cu-ni SE, ci-cu | cu SE, ci-str | ni NE | 0.2 | — | 0.5 | 0.2 | 0.8 | 0.6 | 1.3 |
| 6 11.0 | | | | *40.0* | *90.0* | *37.0* | 130.9 | 5.5 | cu, fr-ni E | cu N | cu N | — | 0.5 | — | *1.0* | *1.2* | 1.9 | 2.4 |
| 0 15.0 | | | | 102.4 | *100.0* | *74.0* | 229.4 | 9.6 | cu, fr-ni N | fr-cu N, ci-cu | fr-cu N, ci | 0.0 | — | — | 0.9 | *1.3* | 1.0 | 4.0 |
| 0 15.0 | 170 | 199 | | 110.6 | 91.6 | 73.4 | 284.6 | 11.9 | cu-ni, ni N | cu NW, ci | cu-ni W | 1.1 | — | — | 0.7 | 1.0 | 0.5 | 3.0 |
| 1 10.3 | 151 | | | 87.0 | 109.0 | 97.8 | 252.0 | 10.5 | cu-ni, ni NW | ni S [W | ni | 0.3 | 11.6 | 14.8 | 0.4 | 0.3 | 0.2 | 1.9 |
| 2 9.7 | 13 | 132 | | 112.6 | 45.0 | 32.5 | 319.4 | 13.3 | ni S | cu-ni, fr-ni SE, ci | cu-ni, ni NW | 14.0 | — | — | 0.2 | 0.7 | 0.6 | **0.7** |
| 0 12.1 | 125 | 277 | | 39.5 | 95.3 | 106.5 | 117.0 | 4.9 | cu-ni, ni N | fr-cu, cu-ni, fr-ni N | ni | — | — | 3.7 | 0.1 | 0.6 | 1.1 | 1.4 |
| 3 12.4 | 0 | 117 | | 29.8 | 44.6 | 34.9 | 231.6 | 9.6 | cu-ni, str SW | cu-ni, ni SE [ci-cu | ni SE | 1.9 | — | 19.6 | 0.2 | 0.4 | 0.2 | 1.9 |
| 8 11.6 | 0 | 199 | | 67.2 | 53.2 | 40.6 | 146.7 | 6.1 | ni SE [SSE | cu-ni, fr-ni SE | fr-cu SSE | 18.2 | 11.7 | 0.2 | 0.1 | 0.3 | 0.3 | **0.7** |
| 1 2 9.5 | 125 | 109 | | 69.3 | 59.1 | 14.7 | 163.1 | 6.8 | fr-cu, cu-ni, fr-ni | fr-cu S, ci | cu | 0.1 | — | — | 0.5 | 0.7 | 0.4 | 1.1 |
| 0 3 8.7 | 179 | | | 28.1 | *60.0* | *42.3* | 101.9 | 4.2 | cu, fr-cu W, ci [cu | fr-cu W, ci | cu | — | — | — | 0.4 | *1.3* | *0.5* | 1.5 |
| 2.5 12.8 | 117 | 170 | | 88.3 | 57.0 | 3.4 | 190.6 | 7.9 | fr-cu, cu-ni W, ci- | cu-ni, ni NW ci-cu | cu-ni NW | — | — | 1.8 | 0.7 | 0.7 | 0.3 | 2.5 |
| 2.5 12.1 | | 151 | | 31.8 | 113.6 | 65.2 | 92.2 | 3.8 | ni NW | cu-ni, fr-ni N, ci- [str | ni | 1.3 | 24.5 | 8·8 | 0.5 | 0.1 | 0.2 | 1.5 |
| 6.9 11.8 | 104 | 168 | | 65.9 | 72.4 | 52.6 | 190.7 | 7.9 | | | | 45.7 | 59.0 | 49.5 | 21.4 | 28.7 | 22.2 | 74.8 |

## PIAPO (H = 370 m) — AGOSTO 1912 — φ = 27° 21′ S — λ = 70° 21′ W — $h_a$ = 11.7 m

| | | | | | | | | | | | | | | | | | | |
|---|---|---|---|---|---|---|---|---|---|---|---|---|---|---|---|---|---|---|
| 15 | 80 | 0 | *15.7* | 15.3 | 20.4 | | | | | | | | | | | | | |
| 70 | 80 | 40 | 4.0 | 21.1 | 24.2 | 39.7 | 1.7 | | | | str | | | | | | | |
| 0 | 40 | 0 | 5.7 | 9.6 | 22.2 | 51.0 | 2.1 | ni W | ni SE | ni SE | | | | | | | | |
| 0 | 70 | 0 | 2.6 | 14.4 | 12.8 | 34.4 | 1.4 | | ci NE | | | | | | | | | |
| 0 | 100 | 0 | 2.5 | 15.9 | 24.9 | 29.7 | **1.2** | str SE | ni E | | | | | | | | | |
| 90 | 70 | 40 | 7.2 | 9.4 | 10.6 | 48.0 | 2.0 | str SE | ni SE | str SE | | | | | | | | |
| 0 | 58 | 0 | 10.4 | 15.5 | 19.1 | 30.4 | 1.3 | str | str SE | | | | | | | | | |
| 0 | | 15 | 8.1 | *16.4* | *15.0* | 42.7 | 1.8 | str NE | | | | | | | | | | |
| 15 | 12 | | 5.8 | 15.4 | 21.0 | 37.2 | 1.6 | str NW | ni SE | ni | | | | | | | | |
| 0 | 60 | 0 | 2.0 | 9.4 | 19.6 | 38.4 | 1.6 | | ni SE | | | | | | | | | |
| 0 | 75 | 0 | 17.1 | 2.7 | 22.1 | 46.1 | 1.9 | ci | ci SE | | | | | | | | | |
| 0 | 75 | 95 | 3.1 | 21.1 | 22.7 | **27.9** | **1.2** | ni SE | ni | ni SE | | | | | | | | |
| 70 | 85 | 40 | 13.4 | 33.5 | 17.5 | 57.2 | 2.4 | ni SE | ni SE | | | | | | | | | |
| 80 | 75 | 40 | 15.9 | 22.7 | 13.9 | 66.9 | 2.8 | ni SE | ni, str SE | | | | | | | | | |
| 10 | 65 | 10 | 0.6 | 12.0 | 17.4 | 37.2 | 1.6 | | | | | | | | | | | |
| 0 | 90 | 70 | 6.1 | 2.9 | 31.1 | 35.5 | 1.5 | | | | | | | | | | | |
| 20 | 125 | 15 | 8.3 | 22.1 | 22.9 | 42.3 | 1.8 | | | ni | | | | | | | | |
| 15 | 90 | 10 | 5.3 | 15.3 | 21.8 | 50.3 | 2.1 | ni E | ni SE | | | | | | | | | |
| 25 | 30 | 20 | 7.0 | 16.7 | 15.8 | 44.1 | 1.8 | | | | | | | | | | | |
| 20 | 130 | 10 | 7.9 | 27.4 | 30.1 | 40.4 | 1.7 | ni E | ni SE | ni SE | | | | | | | | |
| 15 | 80 | 0 | 5.4 | 16.9 | 23.8 | 62.9 | 2.6 | | | str | | | | | | | | |
| 0 | 125 | 0 | 4.7 | 28.7 | 30.5 | 45.4 | 1.9 | | | | | | | | | | | |
| 0 | 126 | 80 | 2.7 | 36.5 | 22·0 | 61.9 | 2.6 | str | | | | | | | | | | |
| 10 | | | 4.4 | | | 62.9 | 2.6 | str | | | | | | | | | | |
| 25 | 65 | 30 | | 18.0 | 20.9 | | | str | | | | | | | | | | |
| 15 | 140 | | 3.4 | 27.8 | | 42.3 | 1.8 | str N | | | | | | | | | | |
| 15 | 85 | 45 | | 15.5 | 70.9 | | | | ci SE | | | | | | | | | |
| 0 | 80 | 50 | 3.2 | 53.9 | 60.3 | 89.6 | 3.7 | | | | | | | | | | | |
| 30 | **195** | 10 | 8.6 | 34.9 | 33.0 | **122.8** | **5.1** | | | str SE | | | | | | | | |
| 40 | 85 | 10 | 2.3 | 32.6 | 29.5 | 70.2 | 2.9 | str E | ci SE | | | | | | | | | |
| 20 | | | | | | | | | | | | | | | | | | |
| 19 | 85 | 23 | 6.6 | 20.1 | 21.3 | 50.3 | 2.1 | | | | | | | | | | | |

(1) Las observaciones se efectuaron según hora oficial de Chile (75° de long.)
Esta se observó según la hora local.

Alle Beobachtungen nach chilenischer Einheitszeit (75° Länge).
Auf der Osterinsel Beobachtungen nach Ortszeit.

**COQUIMBO** (H=25 m) **AGOSTO 1912** φ = 29° 56′ S λ = 71° 21′ W $C_g$ =

| Dia Tag | Barómetro Barometer 700 mm + | | | Temperatura del aire Lufttemperatur C° | | | | | Humedad absoluta Absolute Feuchtigkeit mm | | | Humedad relativa Relative Feuchtigkeit % | | | Dirección y fuerza del viento Richtung und Stärke des Windes 0—12 B | | | Nebulosidad Bewölkung 0—10 | | | Agua caída Niederschlag mm | Notas Bemerkungen |
|---|---|---|---|---|---|---|---|---|---|---|---|---|---|---|---|---|---|---|---|---|---|---|
| | 7a | 2p | 9p | 7a | 2p | 9p | Max. | Min. | 7a | 2p | 9p | 7a | 2p | 9p | 7a | 2p | 9p | 7a | 2p | 9p | 7a-7a | |
| 1 | 63.7 | 61.4 | 59.6 | 10.1 | 15.2 | 12.3 | 15.7 | 9.0 | 8.0 | 9.8 | 9.9 | 87 | 76 | 94 | ENE 1 | SW 1 | C 0 | 0 | 3¹ | 0 | — | ⊿¹ III |
| 2 | 59.1 | 59.7 | 61.3 | 10.0 | 13.0 | 13.0 | 13.2 | 9.0 | 8.6 | 9.0 | 9.2 | 94 | 81 | 83 | C 0 | NNW 2 | NW 1 | 10¹ | 8² | 10⁰ | — | ≡¹ n; ≡¹ I; ⊿¹ III |
| 3 | 64.1 | 62.9 | 63.5 | 12.0 | 14.0 | 11.2 | 14.5 | 11.0 | 9.7 | 8.5 | 8.8 | 94 | 71 | 89 | NW 1 | SW 1 | W 1 | 10¹ | 10⁰ | 3¹ | 0.9 | |
| 4 | 62.5 | 62.1 | 62.3 | 10.5 | 15.7 | 13.0 | 16.0 | 10.2 | 8.6 | 8.9 | 9.8 | 92 | 66 | 89 | E 1 | SW 1 | SW 1 | 5² | 2¹ | 0 | — | |
| 5 | 59.6 | 58.9 | 57.1 | 9.7 | 16.0 | 11.8 | 16.3 | 8.9 | 8.3 | 11.2 | 9.3 | 92 | 83 | 91 | SE 1 | SW 1 | SW 1 | 3¹ | 3¹ | 10² | — | ≡¹ I, 3p-4p |
| 6 | 59.2 | 61.5 | 60.4 | 12.1 | 13.0 | 11.6 | 14.5 | 10.5 | 9.1 | 9.8 | 9.6 | 88 | 89 | 95 | N 1 | NW 2 | C 0 | 10² | 10² | 4¹ | — | ≡⁰ 10a30-3p; ⊿¹ I |
| 7 | 60.3 | 59.4 | 60.3 | 11.1 | 15.2 | 12.1 | 16.7 | 10.7 | 9.0 | 11.2 | 8.8 | 91 | 87 | 84 | E 1 | C 0 | WSW 1 | 10² | 3¹ | 6² | 0.3 | |
| 8 | 61.2 | 60.1 | 60.9 | 12.4 | 16.4 | 13.6 | 16.6 | 11.0 | 9.8 | 8.6 | 9.5 | 93 | 61 | 82 | NE 1 | SW 1 | C 0 | 10² | 5¹ | 0 | — | |
| 9 | 61.8 | 60.3 | 63.2 | 10.6 | 15.7 | 12.9 | 16.0 | 8.5 | 8.4 | 10.9 | 9.4 | 90 | 82 | 86 | SE 1 | SW 1 | SW 2 | 9¹ | 1¹ | 3¹ | — | ⊿¹ 1 |
| 10 | 60.3 | 61.9 | 61.2 | 10.8 | 15.2 | 13.0 | 16.2 | 9.6 | 8.7 | 8.5 | 8.8 | 90 | 66 | 80 | SE 1 | SSW 2 | SW 1 | 0 | 0 | 0 | 0.4 | ●⁰ 3a-6a |
| 11 | 59.6 | 59.4 | **56.8** | 9.6 | 15.2 | 12.5 | 19.6 | 8.2 | 7.4 | **12.0** | 9.6 | 84 | 93 | 90 | NE 1 | SW 1 | SW 1 | 0 | 8¹ | 0 | — | ⊿¹ am |
| 12 | 59.4 | 58.2 | 60.1 | 11.4 | 14.9 | 12.8 | 15.0 | 9.8 | 8.9 | 9.1 | 9.8 | 89 | 72 | 90 | N 1 | NW 1 | C 0 | 10² | 9² | 10² | — | ⊿¹ am |
| 13 | 58.9 | 59.7 | 60.1 | 13.6 | 13.2 | 13.0 | 13.9 | 12.0 | 8.3 | 10.8 | 9.0 | 72 | **96** | 81 | NE 1 | NW 1 | C 0 | 10² | 9² | 7¹ | — | ●¹ gt 1p30; ⌜ al |
| 14 | 61.1 | 61.0 | 61.6 | 13.5 | 14.7 | 14.1 | 15.2 | 10.0 | 10.3 | 10.1 | 9.7 | 90 | 82 | 81 | N 2 | N 1 | SW 1 | 10² | 10² | 10² | 1.0 | ●⁰ 5a, a10a ⌊ < |
| 15 | 62.1 | 61.2 | 61.7 | 13.3 | 16.0 | 13.1 | 17.3 | 12.2 | 9.9 | 11.0 | 10.3 | 88 | 81 | 93 | NE 1 | SW 1 | SW 2 | 7² | 1¹ | 9² | **8.9** | |
| 16 | 61.8 | 60.5 | 60.8 | 11.9 | 15.6 | 12.4 | 17.0 | 10.5 | 9.2 | 9.7 | 9.2 | 90 | 74 | 87 | C 0 | SW 2 | SW 2 | 5² | 3² | 0 | — | ⊿¹ am |
| 17 | 58.8 | 59.6 | 59.2 | 11.1 | 14.6 | 12.9 | 14.7 | 9.5 | 8.9 | 10.7 | 9.3 | 90 | 87 | 85 | E 1 | C 0 | WSW 1 | 10² | 10² | 10² | — | |
| 18 | 59.1 | 59.6 | 62.3 | 12.7 | 12.7 | 13.0 | 13.6 | 9.2 | 9.8 | 8.9 | 8.3 | 90 | 82 | 75 | N 1 | NW 2 | NE 1 | 10² | 10² | 9² | — | ●⁰ gt 3p30 |
| 19 | 65.2 | 63.6 | 62.6 | 11.8 | 15.7 | 12.3 | 17.0 | 10.5 | 8.6 | 11.2 | 8.6 | 84 | 84 | 82 | E 1 | SW 1 | SW 2 | 7¹ | 3¹ | 0 | 2.1 | ●⁰ MN-2a30 |
| 20 | 61.8 | 63.9 | 64.5 | 11.8 | 13.7 | 11.2 | 18.0 | 10.2 | 8.3 | **6.6** | 7.5 | 81 | **56** | 75 | C 0 | SW 1 | SW 2 | 10² | 9² | 1¹ | — | ⊿¹ am |
| 21 | **66.4** | 63.2 | 62.6 | 9.1 | 16.2 | 12.6 | 20.5 | **7.2** | 6.9 | 9.8 | 8.9 | 80 | 71 | 83 | NNE 1 | SW 2 | SW 2 | 1¹ | 1⁰ | 2⁰ | — | ⊿¹ am |
| 22 | 61.3 | 58.8 | 59.1 | 9.8 | 17.4 | 13.4 | 21.0 | 8.5 | 8.0 | 9.6 | 9.6 | 88 | 65 | 85 | C 0 | WSW 1 | C 0 | 0 | 0 | 0 | — | ⊿¹ am |
| 23 | 58.3 | 57.8 | 59.2 | 10.5 | 15.0 | 12.3 | **21.1** | 9.0 | 8.7 | 11.3 | 9.4 | 93 | 89 | 89 | N 1 | NW 2 | NW 1 | 10² | 3¹ | 10² | — | ⊿¹ am |
| 24 | 61.2 | 60.2 | 60.3 | 12.8 | 14.1 | 13.0 | 17.0 | 11.0 | 9.2 | 9.1 | 9.8 | 85 | 76 | 89 | NE 1 | C 0 | SW 1 | 10² | 10² | 10² | — | |
| 25 | 59.6 | 59.4 | 60.3 | 12.6 | 13.2 | 12.4 | 15.0 | 11.8 | 9.2 | 9.7 | 8.9 | 86 | 87 | 85 | NE 1 | C 0 | SW 1 | 10² | 10² | 10² | — | |
| 26 | 61.1 | 60.6 | 61.3 | 12.0 | 13.3 | 13.4 | 15.6 | 11.0 | 9.2 | 9.3 | 9.6 | 89 | 82 | 85 | C 0 | SW 1 | SW 1 | 10² | 7² | 10¹ | 0.0 | ≡⁰ I |
| 27 | 61.3 | 62.9 | 63.2 | 13.2 | 15.8 | 12.1 | 16.6 | 11.4 | 8.7 | 9.7 | 9.3 | 77 | 73 | 89 | SW 1 | SW 1 | NE 1 | 10² | 4¹ | 4¹ | — | ⊿² am |
| 28 | 62.5 | 60.4 | 60.9 | 10.6 | 15.8 | 13.3 | | 9.8 | 8.6 | 9.7 | 9.3 | 91 | 73 | 82 | C 0 | NW 1 | SW 1 | 10² | 0 | 0 | — | ≡¹ y ⊿¹ am |
| 29 | 60.6 | 58.3 | 58.9 | 10.6 | 16.0 | 12.8 | 19.8 | 10.2 | 8.9 | 11.2 | 9.2 | 94 | 83 | 85 | E 1 | C 0 | SW 2 | 10² | 3¹ | 5⁰ | — | ≡² 6a-MN |
| 30 | 58.4 | 57.6 | 59.7 | 11.0 | 14.4 | 13.8 | 15.6 | 10.0 | 8.8 | 9.5 | 8.9 | 90 | 78 | 76 | SW 1 | SW 1 | SW 1 | 4¹ | 1⁰ | 0 | — | ≡² I, ⊿¹ III |
| 31 | 59.2 | 58.7 | 59.2 | 11.7 | 15.5 | 12.3 | 15.6 | 9.0 | 9.1 | 9.8 | 9.3 | 89 | 75 | 88 | C 0 | SW 1 | SW 1 | 9² | 0 | 0 | — | ≡² I, ⊿⁰ III |
| Pro. Mit. | 61.0 | 60.4 | 60.8 | 11.4 | 14.9 | 12.7 | 16.5 | 10.0 | 8.8 | 9.8 | 9.2 | 88 | 78 | 85 | 0.8 | 1.1 | 1.0 | 7.4 | 5.0 | 4.6 | 13.6 | |

**OVALLE** (H = 217 m) **AGOSTO 1912** φ = 30° 36′ S λ = 71° 12′ W $C_g$ =

| | | | | | | | | | | | | | | | | | | | | | | |
|---|---|---|---|---|---|---|---|---|---|---|---|---|---|---|---|---|---|---|---|---|---|---|
| 1 | 45.8 | 43.7 | 43.3 | 7.6 | 19.6 | 9.6 | 21.2 | 3.4 | 4.6 | 11.0 | 5.7 | 59 | 65 | 64 | S 4 | W 3 | C 0 | 0 | 0 | 0 | — | ⊿ an |
| 2 | 41.1 | 46.8 | 46.2 | 9.1 | 15.1 | 9.4 | 16.6 | 8.7 | 5.8 | 9.7 | 5.5 | 68 | 75 | 62 | S 3 | S 4 | C 0 | 0 | 0 | 0 | — | ⊿ an |
| 3 | 47.1 | 41.7 | 44.0 | 9.6 | 15.2 | 9.4 | 15.6 | 7.1 | 5.4 | 10.6 | 5.6 | 60 | **82** | 63 | C 0 | NW 4 | C 0 | 10 | 10 | 10 | — | ⊿ an |
| 4 | 44.2 | 44.3 | 44.4 | 9.8 | 19.5 | 9.4 | 20.5 | 8.7 | 5.5 | 12.1 | 4.9 | 61 | 72 | 56 | C 0 | W 4 | C 0 | 10 | 0 | 0 | — | ⊿ an |
| 5 | 43.0 | 43.7 | 45.2 | 10.6 | 21.4 | 10.4 | 23.8 | 6.3 | 4.0 | **14.6** | 5.0 | 42 | 77 | 53 | S 3 | W 4 | C 0 | 0 | 0 | 0 | — | |
| 6 | 40.2 | 42.6 | 43.0 | 9.8 | 15.4 | 12.4 | 15.8 | 7.2 | 5.4 | 9.1 | 7.5 | 59 | 70 | 70 | S 2 | C 0 | C 0 | 10 | 10 | 10 | — | ⊿ an |
| 7 | 43.1 | 43.1 | 43.4 | 9.8 | 15.2 | 10.4 | 16.6 | 8.2 | 4.2 | 9.6 | 7.0 | 45 | 74 | 75 | C 0 | SW 3 | C 0 | 10 | 10 | 10 | — | |
| 8 | 43.7 | 44.0 | 44.0 | 10.2 | 17.3 | 9.6 | 18.2 | 6.7 | 5.3 | 8.6 | 5.6 | 57 | 58 | 63 | C 0 | W 4 | C 0 | 10 | 10 | 10 | — | |
| 9 | 43.8 | 42.2 | 45.0 | 7.2 | 14.9 | 10.2 | 16.5 | 6.9 | 4.8 | 9.4 | 6 3 | 63 | 74 | 68 | C 0 | SW 5 | C 0 | 0 | 10 | 0 | — | ⊿ an |
| 10 | 48.3 | 43.8 | 44.9 | 8.4 | 15.5 | 12.2 | 16.4 | 7.3 | 5.1 | 7.4 | 4.3 | 62 | 57 | 40 | C 0 | W 5 | C 0 | 0 | 0 | 0 | — | |
| 11 | 44.3 | 41.7 | 42.0 | 9.3 | 23.3 | 8.6 | 24.5 | 5.1 | 5.5 | 13.5 | 6.0 | 63 | 63 | 72 | C 0 | W 6 | S 3 | 0 | 0 | 0 | — | |
| 12 | 41.1 | 40.4 | 42.1 | 5.8 | 17.6 | 9.3 | 18.3 | 5.8 | 3.7 | 8.8 | 5.2 | 54 | 58 | 59 | C 0 | W 4 | C 0 | 10 | 0 | 0 | — | |
| 13 | 42.0 | 41.6 | 41.8 | 12.2 | 13.8 | 10.4 | 14.9 | 8.4 | 7.4 | 8.0 | 6.9 | 70 | 68 | 74 | C 0 | S 4 | C 0 | 0 | 10 | 10 | — | |
| 14 | 44.4 | 45.0 | 45.6 | 11.8 | 12.1 | 8.6 | 13.3 | 6.2 | 7.5 | 6.3 | 4.1 | 73 | 60 | 49 | C 0 | NW 3 | C 0 | 10 | 0 | 0 | — | ● n |
| 15 | 44.5 | 43.9 | 45.0 | 10.6 | 16.3 | 8.5 | 17.5 | 6.2 | 4.5 | 10.0 | 5.1 | 47 | 73 | 61 | C 0 | S 3 | C 0 | 10 | 0 | 0 | **5.2** | ● n |
| 16 | 44.5 | 43.8 | 45.0 | 8.6 | 16.8 | 9.5 | 17.5 | 5.8 | 4.5 | 8.3 | 4.9 | 54 | 58 | 55 | C 0 | S 3 | C 0 | 10 | 0 | 0 | 4.0 | ⊿ an |
| 17 | 41.2 | 41.2 | 41.0 | 7.6 | 15.4 | 8.5 | 16.2 | 7.6 | 5.4 | 8.7 | 4.5 | 69 | 66 | 54 | C 0 | W 2 | C 0 | 10 | 10 | 10 | — | ⊿ an |
| 18 | 41.1 | 41.7 | 42.2 | 10.1 | 13.4 | 8.4 | 14.8 | 7.2 | 5.3 | 8.8 | 4.2 | 58 | 77 | 51 | C 0 | W 3 | C 0 | 10 | 10 | 10 | — | |
| 19 | 47.6 | 46.9 | 46.6 | 10.6 | 15.6 | 10.8 | 16.2 | 5.6 | 5.2 | 6.8 | 5.8 | 54 | 52 | 60 | C 0 | SW 2 | C 0 | 10 | 8 | 0 | 3.5 | ● 5a-7a |
| 20 | 44.2 | 46.4 | 48.2 | 7.3 | 12.6 | 6.2 | 13.4 | **3.1** | 4.3 | 6.5 | 5.5 | 56 | 59 | 77 | C 0 | SW 4 | C 0 | 10 | 0 | 0 | — | ⊿ an |
| 21 | **49.3** | 44.3 | 44.2 | 6.9 | 17.4 | 8.3 | 18.2 | 4.3 | 3.9 | 8.4 | 4.7 | 53 | 57 | 57 | C 0 | W 6 | C 0 | 0 | 0 | 0 | — | ⊿ an |
| 22 | 44.5 | 42.0 | 42.1 | 9.4 | 22.3 | 9.6 | 23.9 | 8.5 | 4.6 | 14.1 | 3.6 | 52 | 71 | 40 | S 4 | NW 4 | C 0 | 0 | 0 | 0 | — | ⊿ an |
| 23 | 41.1 | **39.2** | 40.5 | 12.8 | 20.6 | 8.4 | 21.6 | 6.8 | 7.1 | 11.7 | 5.1 | 64 | 65 | 62 | C 0 | NW 4 | C 0 | 0 | 0 | 0 | — | ⊿ an |
| 24 | 43.2 | 43.9 | 44.1 | 10.1 | 14.3 | 9.6 | 15.2 | 6.5 | 5.2 | 6.5 | 3.6 | 57 | 53 | 40 | C 0 | NW 3 | C 0 | 10 | 10 | 10 | — | ⊿ an |
| 25 | 44.1 | 43.5 | 44.7 | 9.7 | 15.3 | 9.5 | 16.1 | 8.6 | **3.4** | 8.2 | 3.5 | **38** | 64 | 40 | C 0 | SW 3 | C 0 | 10 | 0 | 0 | — | |
| 26 | 43.2 | 43.7 | 43.6 | 10.8 | 15.4 | 10.3 | 16.8 | 9.2 | 3.9 | 7.2 | 5.3 | 40 | 55 | 57 | NW 2 | SW 3 | C 0 | 10 | 0 | 0 | — | ⊿ an |
| 27 | 45.2 | 42.7 | 45.4 | 10.8 | 17.3 | 8.5 | 18.2 | 5.4 | 3.9 | 8.1 | 5.4 | 40 | 55 | 65 | C 0 | SW 3 | C 0 | 10 | 0 | 0 | — | |
| 28 | 44.8 | 42.4 | 44.0 | 10.6 | 19.6 | 9.6 | 22.5 | 6.2 | 5.9 | 10.8 | 7.3 | 62 | 64 | 82 | S 2 | NW 5 | C 0 | 0 | 0 | 0 | — | ⊿ an |
| 29 | 42.9 | 41.4 | 43.9 | 13.4 | 22.8 | 11.3 | 24.3 | 7.4 | 8.8 | 12.3 | 4.8 | 77 | 59 | 48 | C 0 | SW 5 | C 0 | 0 | 0 | 0 | — | |
| 30 | 41.2 | 39.6 | 42.7 | 14.6 | 26.3 | 12.4 | 28.4 | 6.7 | 8.2 | 11.7 | 6.5 | 66 | 46 | 60 | S 5 | E 2 | C 0 | 0 | 0 | 0 | — | |
| 31 | 43.7 | 40.3 | 42.7 | 12.8 | 29.8 | 13.6 | **30.2** | 8.3 | 6.9 | **14.6** | 7.2 | 62 | 47 | 62 | C 0 | NW 6 | C 0 | 0 | 0 | 0 | — | |
| Pro. Mit. | 43.8 | 43.0 | 43.9 | 9.9 | 17.6 | 9.8 | 18.8 | 6.8 | 5.3 | 9.7 | 5.4 | 58 | 64 | 59 | 0.8 | 3.6 | 0.1 | 5.4 | 3.2 | 2.6 | 12.7 | |

Barómetro reducido a 0°C y a gravedad normal.

Barometer reduciert auf 0°C und Normal

## TIMBO (H = 25 m) — AGOSTO 1912 — φ = 29° 56′ S — λ = 71° 21′ W — $h_a$ = 2 m

| p. a la temp. Temp. Freien C x. Min. | Velocidad del viento Windgeschwindigkeit m/minuto 7a | 2p | 9p | km 9p-7a | 7a-2p | 2p-9p | 7a-7a | k/1h | Nubes (clase y dirección) Wolken (Art und Richtung) 7a | 2p | 9p | Agua caída Niederschlag mm 7a | 2p | 9p | Evaporación Verdunstung mm 7a | 2p | 9p | 7a-7a |
|---|---|---|---|---|---|---|---|---|---|---|---|---|---|---|---|---|---|---|
| | 62 | 50 | 0 | 37.0 | 21.0 | 0.0 | 93.0 | 3.9 | | ci-cu N | | — | — | — | | | | |
| | 0 | **245** | 150 | 0.0 | 103.0 | 63.0 | **21.0** | **0.9** | ni | ni-N | ni | — | — | — | | | | |
| | 57 | 50 | 143 | 34.0 | 21.0 | 60.0 | **200.0** | **8.3** | ni NE | str-cu E | ni | 0.9 | — | — | | | | |
| | 70 | 45 | 133 | 42.0 | 19.0 | 56.0 | 123.0 | 5.1 | ci | ci | | — | — | — | | | | |
| | 43 | 100 | 112 | 26.0 | 42.0 | 47.0 | 101.0 | 4.2 | ci SW | ci-str SE | ni | — | — | — | | | | |
| | 78 | 214 | 0 | 47.0 | 90.0 | 0.0 | 136.0 | 5.7 | ni | ni | a-cu | — | 0.3 | 0.0 | | 0.2 | 0.0 | |
| | 75 | 0 | 150 | 45.0 | 0.0 | 63.0 | 135.0 | 5.6 | ni | ci-str W | ci | — | — | — | 0.2 | 0.1 | 0.4 | **0.4** |
| | 110 | 102 | 0 | 66.0 | 43.0 | 0.0 | 129.0 | 5.4 | ni | cu | | — | — | — | 0.1 | 0.4 | 0.2 | 0.6 |
| | 47 | 100 | 186 | 28.0 | 42.0 | 78.0 | 71.0 | 2.9 | cu-ni S | fr-cu N | cu | — | — | — | 0.2 | 0.4 | 0.3 | 0.8 |
| | 97 | 231 | 133 | 58.0 | 97.0 | 56.0 | 178.0 | 7.4 | | | | 0.4 | — | — | 0.1 | 0.7 | 0.3 | 0.8 |
| | 68 | 100 | 140 | 35.0 | 42.0 | 59.0 | 188.0 | 7.8 | | fr-cu W | | — | — | — | 0.2 | 0.4 | 0.1 | **1.2** |
| | 73 | 52 | 0 | 44.0 | 26.0 | 0.0 | 145.0 | 6.0 | ni | cu-ni NNW | ni | — | — | — | 0.1 | 0.3 | 0.1 | 0.6 |
| | 30 | 83 | 0 | 18.0 | 35.0 | 0.0 | 44.0 | 1.8 | ni | ni | cu-ni | — | — | — | 0.3 | 0.2 | 0.2 | 0.7 |
| | 187 | 133 | 30 | 112.0 | 56.0 | 21.0 | 147.0 | 6.1 | ni | ni | ni | 1.0 | 8·9 | — | 0.4 | 0.2 | 0.2 | 0.8 |
| | 53 | 150 | 188 | 32.0 | 63.0 | 79.0 | 109.0 | 4.5 | ni | ci-cu | cu-ni | — | — | — | 0.2 | 0.2 | 0.3 | 0.6 |
| | 0 | 183 | 167 | 0.0 | 77.0 | 70.0 | 142.0 | 5.9 | fr-cu NW | fr-str | | — | — | — | 0.0 | 0.4 | 0.3 | 0.5 |
| | 30 | 0 | 71 | 18.0 | 0.0 | 42.0 | 165.0 | 6.9 | ni | fr-ni | ni | — | — | — | 0.2 | 0.1 | 0.3 | 0.9 |
| | 85 | 162 | 67 | 51.0 | 68.0 | 28.0 | 93.0 | 3.8 | str-cu SW | ni N | ni-N | — | — | 0.0 | 0.1 | 0.3 | 0.1 | 0.5 |
| | 97 | 150 | 164 | 58.0 | 63.0 | 59.0 | 154.0 | 6.4 | cu-ni S | fr-cu NE | | 2.1 | — | — | 0.3 | 0.4 | 0.5 | 0.7 |
| | 0 | 78 | 167 | 0.0 | 33.0 | 70.0 | 132.0 | 5.5 | str-cu SW | a cu NE | a-cu S | — | — | — | 0.1 | 0.2 | 0.5 | 1.0 |
| | 82 | 183 | 169 | 49.0 | 77.0 | 71.0 | 152.0 | 6.3 | fr-str | ci-str | str | — | — | — | 0.3 | 0.4 | 0.5 | 1.0 |
| | 0 | 89 | 0 | 0.0 | 89.0 | 0.0 | 148.0 | 6.2 | | | | — | — | — | 0.1 | 0.4 | 0.4 | 1.0 |
| | 33 | 183 | 86 | 20.0 | 77.0 | 36.0 | 109.0 | 4.5 | ni | fr-cu | a-str | — | — | — | 0.0 | 0.2 | 0.2 | 0.8 |
| | 88 | 0 | 133 | 53.0 | 0.0 | 56.0 | 166.0 | 6.9 | ni | ni | ni | — | — | — | 0.2 | 0.2 | 0.2 | 0.6 |
| | 70 | 0 | 64 | 42.0 | 0.0 | 27.0 | 98.0 | 4.1 | ni | ni | ni | — | — | — | 0.2 | 0.2 | 0.2 | 0.6 |
| | 0 | 64 | 67 | 0.0 | 27.0 | 28.0 | 27.0 | 1.1 | ni | cu-ni SE | fr-ni | 0.0 | — | — | 0.1 | 0.2 | 0.1 | 0.5 |
| | 60 | 133 | 102 | 36.0 | 56.0 | 43.0 | 91.0 | 3.8 | ni | ci-str SSW | a-str | — | — | — | 0.2 | 0.4 | 0.2 | 0.5 |
| | 0 | 62 | 83 | 0.0 | 26.0 | 35.0 | 99.0 | 4.1 | ni | | | — | — | — | 0.1 | 0.2 | 0.4 | 0.7 |
| | 32 | 0 | 152 | 19.0 | 0.0 | 64.0 | 80.0 | 3.3 | ni | ci-str SE | a-str SW | — | — | — | 0.2 | 0.2 | 0.4 | 0.8 |
| | 58 | 107 | 83 | 35.0 | 45.0 | 35.0 | 99.0 | 4.1 | ci-str SE | str | | — | — | — | 0.3 | 0.0 | 0.3 | 0.9 |
| | 0 | 100 | 68 | 0.0 | 42.0 | 23.0 | 80.0 | 3.3 | ni | | | — | — | — | 0.1 | 0.1 | 0.3 | **0.4** |
| | 54 | 102 | 97 | 32.4 | 44.5 | 41.3 | 117.9 | 4.9 | | | | 4.4 | 9.2 | 0.0 | 4.3 | 7.0 | 7.0 | 17.9 |

## ALLE (H = 217 m) — AGOSTO 1912 — φ = 30° 36′ S — λ = 71° 12′ W — $h_a$ = ?

| | | | | | | | | | | | | | | | | | | |
|---|---|---|---|---|---|---|---|---|---|---|---|---|---|---|---|---|---|---|
| | 136 | 95 | 0 | 0.0 | 0.0 | 8.0 | 15.0 | 0.6 | | | | — | — | — | | | | |
| | 91 | 138 | 0 | 12.0 | 48.0 | 4.0 | 20.0 | 0.8 | | | | — | — | — | | | | |
| | 0 | 120 | 0 | 26.0 | 4.0 | 10.0 | **78.0** | **3.3** | str | ci | ci | — | — | — | | | | |
| | 0 | 108 | 0 | 14.0 | 6.0 | 7.0 | 28.0 | 1.2 | ci-cu | | | — | — | — | | | | |
| | 98 | 120 | 0 | 7.0 | 16.0 | 7.0 | 20.0 | 0.8 | | | | — | — | — | | | | |
| | 72 | 0 | 0 | 7.0 | 5.0 | 24.0 | 30.0 | 1.3 | str | str | str | — | — | — | | | | |
| | 0 | 92 | 0 | 2.0 | 10.0 | 5.0 | 31.0 | 1.3 | str-cu | str-cu | str-cu | — | — | — | | | | |
| | 0 | 121 | 0 | 7.0 | 7.0 | 11.0 | 22.0 | 0.9 | ci-cu | ci-cu | ci-cu | — | — | — | | | | |
| | 0 | 181 | 0 | 10.0 | 24.0 | 9.0 | 28.0 | 1.2 | | ci-cu | | — | — | — | | | | |
| | 0 | 190 | 0 | 6.0 | 31.0 | 5.0 | 39.0 | 1.6 | | | | — | — | — | | | | |
| | 0 | 182 | 85 | 21.0 | 14.0 | 3.0 | 57.0 | 2.4 | | | | — | — | — | | | | |
| | 0 | 135 | 0 | 15.0 | 0.0 | 8.0 | 32.0 | 1.3 | str | | | — | — | — | | | | |
| | 0 | 142 | 0 | 43.0 | 9.0 | 11.0 | 51.0 | 2.1 | | ci-cu | ci-cu | — | — | — | | | | |
| | 0 | 86 | 0 | 11.0 | 5.0 | 1.0 | 31.0 | 1.3 | ni | | | — | — | — | | | | |
| | 0 | 95 | 0 | 6.0 | 7.0 | 11.0 | **12.0** | **0.5** | str-cu | | | 5.2 | — | — | | | | |
| | 0 | 89 | 0 | 16.0 | 18.0 | 19.0 | 34.0 | 1.4 | str | | | 4.0 | — | — | | | | |
| | 0 | 68 | 0 | 8.0 | 10.0 | 12.0 | 45.0 | 1.9 | ci-cu | ci-cu | ci-cu | — | — | — | | | | |
| | 0 | 92 | 0 | 13.0 | 3.0 | 9.0 | 35.0 | 1.5 | cu-ni | ni | ni | — | — | — | | | | |
| | 0 | 45 | 0 | 1.0 | 6.0 | 8.0 | 13.0 | **0.5** | ni | ni | | 3.5 | — | — | | | | |
| | 0 | 126 | 0 | 6.0 | 11.0 | 5.0 | 20.0 | 0.8 | ci-cu | | | — | — | — | | | | |
| | 0 | **192** | 0 | 4.0 | 27.0 | 15.0 | 20.0 | 0.8 | | | | — | — | — | | | | |
| | 123 | 130 | 0 | 12.0 | 10.0 | 14.0 | 54.0 | 2.3 | | | | — | — | — | | | | |
| | 0 | 118 | 0 | 6.0 | 47.0 | 3.0 | 30.0 | 1.3 | | | | — | — | — | | | | |
| | 0 | 96 | 0 | 6.0 | 9.0 | 7.0 | 56.0 | 2.3 | str | str | str | — | — | — | | | | |
| | 0 | 98 | 0 | 10.0 | 14.0 | 13.0 | 26.0 | 1.1 | str-cu | | | — | — | — | | | | |
| | 71 | 92 | 0 | 12.0 | 4.0 | 13.0 | 39.0 | 1.6 | str | | | — | — | — | | | | |
| | 0 | 95 | 0 | 9.0 | 8.0 | 27.0 | 26.0 | 1.1 | str-cu | | | — | — | — | | | | |
| | 63 | 186 | 0 | 25.0 | 40.0 | 2.0 | 60.0 | 2.5 | | | | — | — | — | | | | |
| | 0 | 182 | 0 | 6.0 | 6.0 | 29.0 | 48.0 | 2.0 | | | | — | — | — | | | | |
| | 186 | 70 | 0 | 10.0 | 35.0 | 24.0 | 45.0 | 1.9 | | | | — | — | — | | | | |
| | 0 | 182 | 0 | 8.0 | 8.0 | 24.0 | 67.0 | 2.8 | | | | — | — | — | | | | |
| | 27 | 119 | 3 | 10.9 | 14.3 | 11.2 | 35.9 | 1.5 | | | | 12.7 | — | — | | | | |

s observaciones se efectuaron según hora oficial de Chile (75° de long.)

Alle Beobachtungen nach chilenischer Einheitszeit (75° Länge)

**LOS ANDES** (H = 820 m) **AGOSTO 1912** φ = 32° 50′ S λ = 70° 36′ W $C_g$ =

| Día / Tag | Barómetro Barometer 600/700 mm+ 7a | 2p | 9p | Temperatura del aire Lufttemperatur C° 7a | 2p | 9p | Max. | Min. | Humedad absoluta Absolute Feuchtigkeit mm 7a | 2p | 9p | Humedad relativa Relative Feuchtigkeit % 7a | 2p | 9p | Dirección y fuerza del viento Richtung und Stärke des Windes 0—12 B 7a | 2p | 9p | Nebulosidad Bewölkung 0—10 7a | 2p | 9p | Agua caída Niederschlag mm 7a-7a | Notas Bemerkungen |
|---|---|---|---|---|---|---|---|---|---|---|---|---|---|---|---|---|---|---|---|---|---|---|
| 1 | 95.2 | 92.8 | 92.2 | 3.8 | 17.6 | 9.0 | 18.2 | **0.5** | 5.0 | 3.5 | 5.1 | 84 | 23 | 59 | C 0 | C 0 | C 0 | 10 | 4 | 1 | — | ⌴⁰ |
| 2 | 90.2 | 89.3 | 91.1 | 8.6 | 15.4 | 10.0 | 15.5 | 5.5 | 5.3 | 4.9 | 6.0 | 64 | 38 | 65 | C 0 | C 0 | C 0 | 10 | 10 | 10 | — | ● ch 10p10; ◬⁰ |
| 3 | 92.6 | 92.2 | 92.4 | 7.0 | 10.4 | 8.0 | 11.0 | 5.5 | 6.6 | 6.5 | 6.2 | 68 | 70 | 80 | NE 2 | C 0 | C 0 | 10 | 10 | 10 | 0.0 | ● 6p10-n |
| 4 | 92.2 | 93.0 | 93.0 | 7.4 | 9.4 | 7.0 | 9.5 | 5.8 | 6.9 | 7.6 | 7.0 | 90 | 88 | 94 | C 0 | C 0 | C 0 | 10 | 10 | 9 | 10.5 | ● I-6p30; ≡ 9p30 |
| 5 | 92.3 | 90.2 | 89.4 | 5.0 | 18.6 | 9.6 | 19.0 | 3.5 | 6.1 | 6.7 | 6.2 | 94 | 42 | 71 | C 0 | C 0 | C 0 | 10 | 4 | 0 | **32.5** | |
| 6 | **87.3** | 88.9 | 89.3 | 6.2 | 18.0 | 7.2 | 19.8 | 4.6 | 5.1 | 6.6 | 7.0 | 73 | 42 | 91 | C 0 | NE 3 | C 0 | 6 | 1 | 2 | 0.0 | ◬² |
| 7 | 90.0 | 89.7 | 89.4 | 7.6 | 12.0 | 8.0 | 12.6 | 6.9 | 7.2 | 6.5 | 7.2 | 92 | 63 | 90 | C 0 | C 0 | C 0 | 10 | 9 | 10 | — | ●⁰ n; ◬² |
| 8 | 90.2 | 89.9 | 91.0 | 7.4 | 13.0 | 8.0 | 14.8 | 5.4 | 7.5 | 7.5 | 7.2 | **98** | 68 | 90 | C 0 | W 5 | NE 2 | 10 | 9 | 10 | 6.5 | ●⁰ |
| 9 | 91.2 | 90.2 | 91.5 | 6.2 | 14.8 | 8.6 | 15.5 | 4.3 | 6.6 | 5.7 | 7.2 | 92 | 46 | 89 | C 0 | C 0 | NE 2 | 6 | 5 | 8 | 3.0 | ◬¹ |
| 10 | 95.2 | 93.2 | 93.4 | 7.0 | 16.6 | 8.0 | 18.4 | 6.0 | 5.5 | 5.2 | 6.1 | 74 | 36 | 77 | C 0 | SW 4 | C 0 | 9 | 2 | 0 | — | |
| 11 | 92.3 | 90.2 | 89.4 | 5.0 | 22.0 | 10.4 | 22.6 | 0.6 | 5.6 | 3.7 | 5.5 | 85 | 18 | 59 | C 0 | C 0 | C 0 | 0 | 1 | 9 | — | ⌴⁰ |
| 12 | 88.9 | 87.9 | 88.7 | 8.0 | 25.6 | 10.4 | **26.4** | 5.5 | 4.4 | 3.9 | 7.0 | 56 | 16 | 76 | C 0 | C 0 | C 0 | 1 | 1 | 0 | — | ◬ an |
| 13 | 88.2 | 88.3 | 89.3 | 6.6 | 10.6 | 8.6 | 12.0 | 4.0 | 6.9 | 6.8 | 6.9 | 94 | 73 | 84 | SW 2 | C 0 | E 1 | 10 | 10 | 10 | — | ● 10p45; ≡ 10a30 |
| 14 | 90.0 | 90.1 | 91.2 | 8.2 | 10.2 | 7.4 | 10.5 | 6.8 | 7.3 | 7.0 | 7.1 | 90 | 76 | 92 | C 0 | SE 2 | C 0 | 10 | 9 | 5 | 11.0 | ● 6a-11a30, a inte |
| 15 | 91.6 | 90.7 | 91.8 | 8.2 | 14.6 | 8.8 | 16.8 | 5.8 | 7.5 | 6.5 | 7.6 | 93 | 53 | 90 | ESE 2 | C 0 | E 2 | 10 | 9 | 2 | 24.0 | ● a interv |
| 16 | 91.6 | 91.1 | 91.2 | 8.0 | 12.4 | 9.0 | 12.5 | 6.5 | 7.4 | 7.7 | 7.7 | 93 | 72 | 90 | C 0 | C 0 | C 0 | 10 | 10 | 9 | 3.1 | |
| 17 | 89.2 | 88.3 | 88.7 | 7.2 | 10.4 | 7.6 | 12.5 | 5.6 | **9.4** | 8.7 | 9.2 | 71 | 81 | 72 | C 0 | C 0 | C 0 | 10 | 10 | 10 | — | ◬² |
| 18 | 88.7 | 89.0 | 90.8 | 7.0 | 8.8 | 6.8 | 9.5 | 5.5 | 7.0 | 7.4 | 6.8 | 94 | 88 | 92 | C 0 | C 0 | C 0 | 10 | 10 | 10 | — | ● gt 11a13, ●⁰p |
| 19 | 93.1 | 93.5 | 94.5 | 5.0 | 5.8 | 4.6 | 6.3 | 3.5 | 6.3 | 6.5 | 5.6 | 97 | 94 | 88 | C 0 | C 0 | C 0 | 10 | 10 | 10 | 23.0 | ● 7a-4p30, △ 3p3( |
| 20 | 92.0 | 92.3 | 95.3 | 4.4 | 9.2 | 6.0 | 10.0 | 3.0 | 5.7 | 6.9 | 6.6 | 91 | 81 | 94 | C 0 | W 4 | C 0 | 10 | 7 | 10 | 13.0 | ●¹ 10a20-1p15, ● |
| 21 | **96.4** | 95.3 | 95.0 | 3.6 | 14.8 | 6.6 | 15.3 | 2.3 | 5.7 | 5.5 | 5.3 | 97 | 44 | 73 | C 0 | C 0 | C 0 | 9 | 1 | 0 | 11.0 | ≡ |
| 22 | 95.3 | 93.3 | 93.9 | 3.0 | 19.4 | 8.8 | 20.0 | 0.8 | 4.6 | 4.3 | 6.1 | 80 | 26 | 73 | C 0 | C 0 | C 0 | 3 | 0 | 0 | — | ⌴¹ |
| 23 | 92.4 | 90.2 | 91.2 | 6.8 | 23.6 | 13.2 | 24.5 | 3.2 | 5.6 | 6.0 | 6.3 | 76 | 27 | 56 | C 0 | SW 2 | C 0 | 0 | 0 | 0 | — | ⌴¹ |
| 24 | 91.2 | 90.3 | 91.1 | 9.8 | 25.8 | 12.8 | 25.8 | 6.2 | 5.6 | 6.4 | 6.7 | 61 | 26 | 62 | C 0 | C 0 | C 0 | 0 | 0 | 0 | — | ◬¹ an |
| 25 | 91.0 | 89.9 | 90.3 | 10.0 | 25.6 | 14.0 | 25.6 | 6.0 | 5.9 | 6.8 | 6.8 | 64 | 28 | 57 | C 0 | C 0 | E 3 | 0 | 0 | 0 | — | ◬¹ an |
| 26 | 90.9 | 90.9 | 92.7 | 8.8 | 17.6 | 10.6 | 20.0 | 5.5 | 5.4 | 8.0 | 9 0 | 65 | 53 | 95 | C 0 | N 3 | C 0 | 7 | 10 | 10 | — | ◬¹ an |
| 27 | 93.7 | 92.9 | 94.4 | 8.0 | 19.8 | 11.0 | 19.9 | 6.5 | 7.8 | 8.5 | 7.7 | **98** | 49 | 78 | C 0 | C 0 | C 0 | 10 | 1 | 0 | — | ≡¹ 1 |
| 28 | 94.1 | 92.9 | 92.9 | 9.0 | 19.6 | 10.4 | 20.8 | 6.7 | 7.5 | 5.8 | 5.9 | 88 | 34 | 62 | C 0 | SW 6 | C 0 | 9 | 1 | 1 | — | ◬² an |
| 29 | 93.1 | 91.9 | 91.9 | 8.6 | 22.2 | 11.8 | 22.6 | 5.3 | 5.5 | 5.8 | 4.9 | 67 | 30 | 43 | C 0 | SW 5 | C 0 | 0 | 1 | 0 | — | ◬¹ an |
| 30 | 92.1 | 90.9 | 91.5 | 9.4 | 23.0 | 11.0 | 24.5 | 4.5 | 4.6 | 3.4 | 4.5 | 52 | 16 | 46 | C 0 | SW 3 | C 0 | 1 | 9 | 0 | — | ◬¹ an |
| 31 | 92.7 | 91.9 | 92.4 | 9.6 | 25.2 | 12.8 | 25.4 | 3.5 | 4.7 | **3.0** | 3.5 | 52 | 11 | 32 | C 0 | WSW 5 | C 0 | 0 | 1 | 0 | — | ◬¹ an |
| Pro. Mit. | 91.8 | 91.0 | 91.6 | 7.1 | 16.5 | 9.2 | 17.3 | 4.7 | 6.2 | 6.1 | 6.5 | 80 | 49 | 75 | 0.2 | 1.4 | 0.3 | 6.8 | 5.3 | 4.7 | 137.6 | |

**VALPARAISO** (H = 40 m) **AGOSTO 1912** φ = 33° 01′ S λ = 71° 38′ W $C_g$ =

| | | | | | | | | | | | | | | | | | | | | | | |
|---|---|---|---|---|---|---|---|---|---|---|---|---|---|---|---|---|---|---|---|---|---|---|
| 1 | 64.6 | 61.6 | 60.0 | 9.0 | 15.8 | 11.8 | 17.3 | 7.8 | 7.8 | 8.0 | 7.8 | 92 | 60 | 76 | NE 2 | NW 2 | NW 2 | 7⁰ | 5⁰ | 7⁰ | 1.5 | ◬ am; ⌔ 0a45-3a30, ∞¹ |
| 2 | 58.0 | 58.3 | 58.8 | 10.1 | 13.0 | 11.5 | 13.6 | 9.9 | 7.7 | 6.5 | 7.1 | 83 | 58 | 70 | W 2 | N 1 | E 5 | 9¹ | 10¹ | 10¹ | — | ● gt 8p20-9p5; ∞⁰ S-N 1 |
| 3 | 61.9 | 60.9 | 61.3 | 10.6 | 12.4 | 10.3 | 13.5 | 10.2 | 8.6 | 9.3 | 8.5 | 91 | 88 | 92 | NE 2 | E 3 | NE 3 | 3⁰ | 9¹ | 10⁰ | 0.0 | ● gt 1p-1p30, ●⁰ a inter |
| 4 | 61.7 | 61.5 | 61.7 | 11.0 | 12.7 | 12.0 | 13.3 | 10.1 | 8.8 | 9.5 | 9.3 | 90 | 88 | 90 | NE 2 | E 1 | W 1 | 10¹ | 10¹ | 1⁰ | 15.0 | ●⁰ MN-1p, ‖¹ 5p30-6p5 |
| 5 | 60.1 | 57.3 | 56.2 | 9.5 | 17.2 | 12.2 | 19.5 | 9.2 | 8.3 | 9.4 | 9.2 | 94 | 64 | 88 | C 0 | W 2 | ESE 1 | 4⁰ | 1⁰ | 0 | 4.0 | ◬; ∞¹ SE-NW 1, ∞¹ S y |
| 6 | **54.7** | 58.3 | 58.5 | 10.4 | 12.4 | 11.3 | 12.9 | 8.0 | 9.2 | 9.5 | 9.4 | 98 | 89 | 94 | NE 2 | NNE 2 | NE 2 | 10¹ | 9¹ | 10¹ | — | ‖¹ a interv 9a10-9p55, |
| 7 | 57.9 | 58.0 | 58.1 | 10.8 | 12.3 | 11.6 | 12.8 | 10.7 | 9.4 | 9.4 | 9.3 | 98 | 89 | 92 | NE 3 | NE 3 | E 2 | 10² | 10¹ | 10 | 2.3 | ●⁰ 2a20-4a45, 10a5-11a, |
| 8 | 58.2 | 59.2 | 59.8 | 11.2 | 11.4 | 10.4 | 12.5 | 10.2 | 9.4 | 9.3 | 8.0 | 95 | 93 | 85 | NE 3 | NNE 2 | S 1 | 9¹ | 9¹ | 0 | 7.0 | ●¹, ‖, ● ch n, ●¹ 6a35- |
| 9 | 60.0 | 59.3 | 60.7 | 10.2 | 14.2 | 10.4 | 15.3 | 8.3 | 6 7 | 9.1 | 8.2 | 72 | 76 | 88 | S 1 | WSW 5 | N 1 | 1⁰ | 1⁰ | 1⁰ | 8.4 | ◬; ∞¹ S-NW 1, ∞⁰ E 2 |
| 10 | 64.7 | 62.6 | 62.3 | 10.6 | 15.2 | 10.6 | 18.2 | 10.3 | 8.9 | 9.3 | 7.8 | 94 | 72 | 83 | C 0 | WSW 5 | W 1 | 10¹ | 2⁰ | 0 | — | ◬; ∞¹ S, ∞¹ SE-N 1, ∞¹ |
| 11 | 59.5 | 56.4 | 55.6 | 8.2 | 17.4 | 11.6 | 20.4 | 8.0 | 7.0 | 8.2 | 8.9 | 87 | 56 | 88 | SE 3 | NE 1 | NW 2 | 1⁰ | 1⁰ | 0 | — | ◬; ∞¹ S-NNW 1, ∞⁰ E- |
| 12 | **54.7** | 56.5 | 57.3 | 9.2 | 11.8 | 12.2 | 12.7 | 8.8 | 8.0 | 9.3 | 9.1 | 92 | 91 | 87 | SE 1 | NNE 3 | NNE 3 | 7⁰ | 10¹ | 10 | — | ◬ n, ≡¹ 8a30-5p30; ∞¹ |
| 13 | 56.0 | 56.6 | 57.1 | 12.3 | 13.6 | 12.3 | 14.8 | 12.0 | 9.0 | 8.8 | 9.3 | 86 | 76 | 88 | NNE 4 | NE 5 | E 3 | 10¹ | 10¹ | 10 | — | ●¹ 7a20-MN |
| 14 | 56.9 | 58.3 | 59.5 | 11.5 | 13.8 | 12.8 | 14.8 | 11.2 | 9.7 | 9.9 | 9.8 | 97 | 85 | 90 | NE 5 | NNE 6 | NNE 5 | 10¹ | 9⁰ | 9⁰ | **45.8** | ●⁰ MN-11a45, 11p25-MN |
| 15 | 59.6 | 60.1 | 61.4 | 12 5 | 16.1 | 12.1 | 17.0 | 11.8 | **10.3** | 10.1 | 9.1 | 96 | 74 | 88 | NNE 5 | N 2 | S 1 | 9¹ | 8⁰ | 5 | 8.0 | ●⁰ 7a15-7a32, ● ch 8p; |
| 16 | 60.9 | 60.2 | 60.3 | 8.9 | 13.6 | 10.4 | 14.5 | 8.5 | 7.7 | 5.8 | 6.6 | 91 | 50 | 70 | NE 1 | WSW 6 | S 1 | 7⁰ | 8⁰ | 1⁰ | 0.2 | ◬; ∞¹ S y ∞¹ NE 1; ∞¹ |
| 17 | 57.7 | 57.4 | 57.3 | 9.0 | 11.8 | 10.1 | 12.6 | 7.7 | 7.0 | 6.9 | 6.8 | 81 | 67 | 74 | W 1 | SW 3 | SE 1 | 10¹ | 9¹ | 10 | — | ∞¹ E-NW 1, ∞¹ E y ∞¹ |
| 18 | 57.2 | 58.1 | 60.7 | 9.4 | 13.0 | 10.5 | 13.7 | 9.0 | 6.0 | 6.4 | 6.7 | 69 | 57 | 71 | E 1 | WSW 4 | SW 1 | 9¹ | 9⁰ | 3⁰ | — | ●gt 3p5; ∞¹ NE 1, 2 |
| 19 | 62.8 | 63.8 | 63.3 | 9.8 | 9.8 | 9.3 | 11.3 | 8.8 | 7.5 | 7.9 | 6.4 | 83 | 87 | 74 | E 2 | ESE 4 | SSE 2 | 9¹ | 9¹ | 8 | 0.0 | ●⁰ ch 3a40-6a35; ●⁰ 8a |
| 20 | 61.4 | 62.4 | 66.1 | 8.6 | 13.2 | 9.5 | 14.3 | 7.2 | 6.3 | 7.0 | 6.0 | 76 | 62 | 67 | E 1 | WSW 5 | SSW 2 | 9¹ | 3⁰ | 1⁰ | 8.7 | ◬; ∞¹ NE 1 |
| 21 | **67.9** | 65.0 | 65.3 | 6.5 | 14.6 | 11.4 | 15.2 | **6.2** | 6.1 | 8.0 | 6.6 | 84 | 64 | 65 | E 1 | SW 3 | SW 1 | 1⁰ | 1⁰ | 0 | — | ◬; ∞¹ S y ∞⁰ NE 1 |
| 22 | 63.4 | 61.3 | 60.9 | 11.4 | 16.8 | 15.6 | 19.8 | 9.2 | 5.5 | 8.7 | 7.5 | 55 | 62 | 57 | WSW 3 | WSW 5 | NNW 3 | 1⁰ | 0 | 0 | — | ◬; ∞⁰ NE 1, ∞⁰ NE-W |
| 23 | 58.6 | 56.3 | 57.2 | 12.4 | 18.4 | 15.2 | 22.0 | 11.6 | 7.0 | 8.0 | 7.2 | 65 | 51 | 56 | WSW 4 | W 3 | WSW 1 | 0 | 0 | 0 | — | ◬; ∞⁰ NE 1, ∞⁰ NE-W |
| 24 | 58.1 | 57.9 | 58.0 | 11.7 | 16.8 | 12.8 | 18.8 | 11.5 | 8.0 | 8.7 | 8.8 | 79 | 62 | 81 | S 1 | WSW 5 | S 2 | 1⁰ | 1⁰ | 1⁰ | — | ◬, ≡¹ 6a30-7a; ∞¹ E 2 |
| 25 | 57.6 | 56.8 | 58.8 | 9.3 | 15.4 | 11.6 | 17.3 | 8.5 | 8.6 | 9.7 | 8.9 | **99** | 75 | 88 | C 0 | WSW 5 | SSW 2 | 10¹ | 1⁰ | 1⁰ | — | ◬, ≡¹ 7a-11a20, ∞⁰ NE- |
| 26 | 59.4 | 60.2 | 61.6 | 11.2 | 14.1 | 10.8 | 15.2 | 10.7 | 8.9 | 8.2 | 7.8 | 90 | 68 | 82 | NW 1 | SW 4 | S 2 | 9⁰ | 9¹ | 6⁰ | — | ◬; ∞¹ hor 1, ∞¹ E 2; ∪ 5p |
| 27 | 62.9 | 62.4 | 63.6 | 9.5 | 15.8 | 10.6 | 17.0 | 9.2 | 8.1 | 8.3 | 7.2 | 92 | 62 | 74 | C 0 | WSW 3 | S 1 | 1⁰ | 1⁰ | 1⁰ | — | ◬; ∞⁰ S y ∞¹ E 1, ∞⁰ N |
| 28 | 62.4 | 61.2 | 61.3 | 9.0 | 14.4 | 13.1 | 15.7 | 8.5 | 6.7 | 6.7 | **4.6** | 78 | 55 | 41 | SW 1 | WSW 4 | NE 2 | 2⁰ | 1⁰ | 1⁰ | — | ◬; ∞¹ SE, ∞¹ E 1, ∞¹ N 2, |
| 29 | 61.0 | 59.1 | 58.9 | 7.7 | 15.0 | 12.9 | 18.7 | 7.0 | 6.8 | 6.8 | 6.3 | 88 | 54 | 57 | S 1 | SW 6 | W 1 | 1⁰ | 1⁰ | 0 | — | ◬; ∞¹ S y ∞¹ SE-N 1, ∞¹ |
| 30 | 58.9 | 57.8 | 59.0 | 9.1 | 21.4 | 12.6 | 22.5 | 8.7 | 6.3 | 5.4 | 6.4 | 73 | **28** | 59 | NE 1 | WSW 3 | NE 1 | 1⁰ | 1⁰ | 0 | — | ∞⁰ SE y ∞⁰ NE 1, ∞⁰ N |
| 31 | 59.1 | 58.0 | 58.7 | 8.6 | 20.0 | 16.9 | **24.6** | 7.0 | 7.9 | 6.9 | 6.1 | 95 | 40 | 43 | WSW 2 | W 1 | SE 2 | 0 | 1⁰ | 0 | — | ◬; ∞⁰ SE-N 1, ∞⁰ S-N 2 |
| Pro. Mit. | 59.9 | 59.4 | 60.0 | 10.0 | 14.6 | 11.8 | 16.2 | 9.2 | 7.8 | 8.2 | 7.8 | 86 | 68 | 76 | 1.8 | 3.4 | 1.9 | 5.8 | 5.1 | 3.4 | 100.9 | |

Barómetro reducido a 0°C y a gravedad normal. Barometer reduciert auf 0°C und Normal

(1) NE 1, ∞⁰ E-NW 2. (2) y ∞¹ NE 2. (3) MN; ∞⁰ S y ∞⁰ hor 1, ∞⁰ S y ∞¹ SE-NW 2. (4) 6p47; ≡⁰ a interv 0a40-5p50; ∞¹ NE 2. (5) 11a30; ≡¹ 7a15-6p. (6 3p15; ⌒ N-S 3p29, ⌔ 9p.

**ANDES** (H = 820 m) **AGOSTO 1912** φ = 32° 50′ S λ = 70° 36′ W $h_a$ = 6.5 m

| ap. a la temp. Temp. Freien. C° | Velocidad del viento Windgeschwindigkeit m/minuto | | | km | | | | | Nubes (clase y dirección) Wolken (Art und Richtung) | | | Agua caída Niederschlag mm | | | Evaporación Verdunstung mm | | | |
|---|---|---|---|---|---|---|---|---|---|---|---|---|---|---|---|---|---|---|
| x. Min. | 7a | 2p | 9p | 9p-7a | 7a-2p | 2p-9p | 7a-7a | k/1h | 7a | 2p | 9p | 7a | 2p | 9p | 7a | 2p | 9p | 7a-7a |
| | 0 | 25 | 0 | 11.2 | 9.5 | 4.6 | 31.2 | 1.3 | str, ci | ci W | ci-cu | — | — | — | | | | |
| | 0 | 0 | 30 | 4.6 | 9.5 | 10.8 | 18.7 | 0.8 | str-cu N | a-str | | — | — | — | | | | |
| | 60 | 25 | 0 | 53.4 | 13.1 | 38.7 | 73.7 | 3.1 | str N, str-cu W | str-cu, fr-ni N, a-str | | 0.0 | — | 2.0 | | | | |
| | 20 | 0 | 0 | 42.8 | 7.9 | 0.9 | **94.6** | **3.9** | ni N | ni N | cu | 8.5 | 11.5 | 10.5 | | | | |
| | 0 | 0 | 0 | 31.2 | 3.9 | 1.6 | 40.0 | 1.7 | ci-str, ci-cu W | ci W | | 10.5 | 0.0 | — | | | | |
| | 0 | 100 | 0 | 1.8 | 15.9 | 13.1 | 7.3 | 0.3 | str, ci W | cu | | — | — | — | | | | |
| | 0 | 0 | 0 | 8.8 | 2.3 | 5.4 | 37.8 | 1.6 | str N | a-cu N | | — | — | — | | | | |
| | 0 | 150 | 50 | 4.4 | 11.5 | 18.9 | 12.1 | 0.5 | ni | cu-ni N | | 6.5 | 3.0 | 0.0 | | | | |
| | 0 | 0 | 75 | 8.3 | 5.5 | 19.9 | 38.7 | 1.6 | cu, fr-str SW | cu, fr-cu W | cu, ci | — | — | — | | | | |
| | 0 | 150 | 20 | 17.7 | 9.2 | 19.5 | 43.1 | 1.8 | cu, cu-ni S, ci | cu N | | — | — | — | | | | |
| | 0 | 0 | 0 | 8.7 | 9.0 | 0.2 | 37.4 | 1.6 | | ci | cu, ci | — | — | — | | | | |
| | 0 | 20 | 0 | 2.0 | 3.5 | 21.5 | 11.2 | 0.5 | | | | — | — | — | | | | |
| | 60 | 0 | 30 | 21.4 | 14.3 | 10.6 | 46.4 | 1.9 | | cu N, a-str | | — | — | — | | | | |
| | 0 | 55 | 0 | 51.6 | 7.9 | 14.4 | 76.5 | 3.2 | ni N | cu, cu ni N | cu N | 11.0 | 15.5 | 1.5 | | | | |
| | 50 | 0 | 50 | 13.3 | 14.5 | 17.3 | 35.6 | 1.5 | ni N | cu, cu-ni N | | 7.0 | 3.0 | 0.1 | | | | |
| | 0 | 0 | 15 | 15.7 | 2.5 | 7.9 | 47.5 | 2.0 | fr-str, str-cu N | cu-ni N, a-str | str-cu | — | — | — | | | | |
| | 0 | 0 | 0 | 4.3 | 6.3 | 11.5 | 14.7 | 0.6 | fr-str, str-cu N, a- | cu-ni W, fr-ni, str- | | — | — | — | | | | |
| | 0 | 0 | 0 | 10.4 | 12.6 | 8.0 | 28.2 | 1.2 | str [str | ni, fr-ni N [cu | | — | 0.0 | 4.0 | | | | |
| | 0 | 0 | 0 | 11.5 | 0.5 | 0.6 | 32.1 | 1.3 | ni S | ni SW [ni S | str-cu | 19.0 | 7.5 | 5.5 | | | | |
| | 0 | 135 | 10 | 0.7 | 4.5 | 15.5 | **1.8** | **0.1** | str-cu, fr-str, ni N | fr-cu W, cu, fr-str, | ni | — | 7.5 | 3.5 | | | | |
| | 0 | 0 | 0 | 7.8 | 6.4 | 15.0 | 27.8 | 1.2 | cu-ni E, a-cu SW | cu | | 0.0 | — | — | | | | |
| | 0 | 0 | 0 | 13.0 | 6.6 | 2.3 | 34.4 | 1.4 | ci S | | | — | — | — | | | | |
| | 0 | 50 | 0 | 3.7 | 7.9 | 7.5 | 12.6 | 0.5 | | | | — | — | — | | | | |
| | 0 | 0 | 0 | 17.9 | 3.7 | 13.6 | 33.3 | 1.4 | | | | — | — | — | | | | |
| | 0 | 0 | 90 | 14.3 | 5.0 | 13.0 | 31.6 | 1.3 | | | | — | — | — | | | | |
| | 0 | 120 | 0 | 10.5 | 9.5 | 27.3 | 28.5 | 1.2 | ci-cu SW | a-str, a-cu NW | a-cu W | — | — | — | | | | |
| | 0 | 0 | 0 | 9.2 | 8.5 | 6.7 | 46.0 | 1.9 | | ci | | — | — | — | | | | |
| | 0 | **225** | 0 | 34.4 | 27.2 | 31.6 | 49.6 | 2.1 | ci | ci E | ci E | — | — | — | | | | |
| | 0 | 175 | 0 | 14.0 | 5.4 | 18.7 | 72.8 | 3.0 | | cu | | — | — | — | | | | |
| | 0 | 75 | 0 | 8.2 | 15.2 | 13.3 | 32.3 | 1.3 | ci W | str W, ci-cu | | — | — | — | | | | |
| | 0 | 155 | 0 | 10.2 | 6.6 | 16.7 | 38.7 | 1.6 | | ci | | — | — | — | | | | |
| | 6 | 47 | 12 | 15.1 | 8.6 | 13.1 | 36.7 | 1.5 | | | | 62.5 | 48.0 | 27.1 | | | | |

**ALPARAISO** (H = 40 m) **AGOSTO 1912** φ = 33° 01′ S λ = 71° 38′ W $h_a$ = 15 m

| | | | | | | | | | | | | | | | | | | |
|---|---|---|---|---|---|---|---|---|---|---|---|---|---|---|---|---|---|---|
| 13.0 | 4.9 | 138 | 92 | 91 | 6.0 | 58.0 | 38.0 | **46.0** | **1.9** | fr-cu W, str S, ci (1) | str, ci-str W | a-cu, ci-str | — | — | — | 0.1 | 0.2 | 0.3 | 0.4 |
| 11.0 | 7.6 | 82 | 31 | 450 | 27.0 | 29.0 | 69.0 | 123.0 | 5.1 | fr-ni W | ni, ci-str | ni | — | — | 0.0 | 0.1 | 0.2 | 0.3 | 0.6 |
| 9.0 | 8.3 | 148 | 172 | 156 | 102.0 | 65.0 | 82.0 | 200.0 | 8.3 | fr-cu W, str N, a-cu | cu NE, fr-ni W, ci S | ni | 0.0 | 0.0 | 8.3 | 0.2 | 0.2 | 0.1 | 0.7 |
| 13.5 | 8.2 | 155 | 64 | 36 | 88.0 | 27.0 | 11.0 | 235.0 | 9.8 | ni [S, ci-str S | cu S, fr-ni N | ci-str | 6.7 | 4.0 | 0.0 | 0.1 | 0.0 | 0.1 | 0.4 |
| 14.2 | 6.5 | 0 | 108 | 74 | 20.0 | 20.0 | 14.0 | 58.0 | 2.4 | str S, ci W, ci-str | ci-str | | — | — | — | 0.1 | 0.2 | 0.2 | 0.2 |
| 13.8 | 7.0 | 108 | 117 | 102 | 30.0 | 60.0 | 46.0 | 64.0 | 2.7 | ni | cu N, fr-ni N | ni | — | 0.6 | 0.2 | 0.0 | 0.0 | 0.0 | 0.4 |
| 11.2 | 9.3 | 187 | 218 | 100 | 103.0 | 101.0 | 40.0 | 209.0 | 8.7 | ni | fr-ni N | ni | 1.5 | 0.9 | — | 0.1 | 0.1 | 0.1 | **0.1** |
| 11.0 | 7.2 | 208 | 150 | 31 | 77.0 | 85.0 | 34.0 | 218.0 | 9.1 | fr-ni N | cu N, fr-ni N | | 6.1 | 8.0 | 0.4 | 0.0 | 0.0 | 0.1 | 0.2 |
| 12.7 | 5.1 | 101 | 390 | 51 | 21.0 | 54.0 | 55.0 | 140.0 | 5.8 | cu N, str-cu | cu S, str-cu, a-cu (3) | ci-str E | — | — | — | 0.1 | 0.2 | 0.2 | 0.2 |
| 14.3 | 7.0 | 0 | 365 | 32 | 39.0 | 58.0 | 41.0 | 148.0 | 6.2 | ni | cu S, a-cu E | | — | — | — | 0.1 | 0.2 | 0.3 | 0.5 |
| 16.2 | 4.5 | 180 | 69 | 121 | 41.0 | 41.0 | 9.0 | 140.0 | 5.8 | str, ci N, ci-str | ci-str W | | — | — | — | 0.1 | 0.2 | 0.2 | 0.6 |
| 12.8 | 6.0 | 52 | 188 | 190 | 50.0 | 59.0 | 91.0 | 100.0 | 4.2 | str W, a-cu NW, | fr-ni N | ni | — | — | — | 0.2 | 0.1 | 0.1 | 0.6 |
| 12.9 | 8.5 | 260 | 315 | 204 | 152.0 | 150.0 | 156.0 | 302.0 | 12.6 | fr-ni N [ci N, ci-str | fr-cu N, fr-ni N | ni | — | 0.0 | 0.2 | 0.2 | 0.2 | 0.2 | 0.4 |
| 13.3 | 9.7 | 314 | 424 | 276 | 181.0 | 225.0 | 175.0 | 487.0 | 20.3 | ni | cu W, fr-ni N, a- (4) | ni | 45.6 | 8.0 | — | 0.1 | 0.1 | 0.2 | 0.5 |
| 17.0 | 9.5 | 278 | 132 | 33 | 208.0 | 66.0 | 8.0 | **608.0** | **25.3** | fr-ni N | fr-cu S, fr-ni N, (5) | ni | 0.0 | 0.1 | 0.1 | 0.1 | 0.1 | 0.2 | 0.4 |
| 14.5 | 5.3 | 65 | 530 | 30 | 7.0 | 92.0 | 72.0 | 81.0 | 3.4 | fr cu S, ci W. ci-str | cu W, ci-str W | ci-str | — | — | — | 0.1 | 0.4 | 0.3 | 0.4 |
| 11.0 | 4.5 | 68 | 202 | 60 | 8.0 | 35.0 | 37.0 | 172.0 | 7.2 | fr-ni W [W | fr-ni N | ni | — | — | — | 0.1 | 0.2 | 0.2 | 0.8 |
| 17.0 | 6.5 | 88 | 242 | 60 | 47.0 | 37.0 | 27.0 | 119.0 | 5.0 | cu S, str, a-cu W, ci- | cu W, str-cu S, a- (6) | a-cu N, ci-str | — | — | 0.0 | 0.2 | 0.3 | 0.2 | 0.6 |
| 10.1 | 5.5 | 146 | 323 | 148 | 39.0 | 78.0 | 93.0 | 103.0 | 4.3 | cu N, fr-ni N [cu W | cu N, fr-ni N | ci-str | 0.0 | 8.7 | 0.0 | 0.2 | 0.1 | 0.2 | 0.7 |
| 13.1 | 3.9 | 48 | 550 | 103 | 12.0 | 64.0 | 144.0 | 183.0 | 7.6 | cu N, ni | cu S, a-cu, ci-cu (7) | fr-cu W | — | — | — | 0.1 | 0.3 | 0.4 | 0.4 |
| 14.1 | **3.2** | 42 | 233 | 101 | 27.0 | 76.0 | 109.0 | 235.0 | 9.8 | cu S | cu W, ci-str W | | — | — | — | 0.1 | 0.3 | 0.4 | 0.8 |
| 16.0 | 4.5 | 346 | 535 | 271 | 67.0 | 152.0 | 100.0 | 252.0 | 10.5 | ci-str E | | | — | — | — | 0.3 | 0.5 | 0.5 | 1.0 |
| 19.1 | 5.9 | 424 | 365 | 109 | 63.0 | 95.0 | 98.0 | 315.0 | 13.1 | | | | — | — | — | 0.4 | 0.4 | 0.6 | **1.4** |
| 16.3 | 8.5 | 86 | 503 | 106 | 73.0 | 103.0 | 100.0 | 266.0 | 11.1 | fr-cu S | fr-cu S | str | — | — | — | 0.4 | 0.4 | 0.3 | **1.4** |
| 15.1 | 5.2 | 0 | 450 | 123 | 15.0 | 43.0 | 90.0 | 218.0 | 9.1 | ni | cu-ni S | str | — | — | — | 0.1 | 0.1 | 0.2 | 0.8 |
| 13.9 | 7.9 | 41 | 372 | 70 | 25.0 | 55.0 | 50.0 | 158.0 | 6.6 | cu ni NW, ni, a- (2) | cu S, fr-ni SE | cu, a-cu W, ci-str | — | — | — | 0.1 | 0.1 | 0.2 | 0.4 |
| 15.4 | 6.5 | 0 | 256 | 30 | 63.0 | 86.0 | 73.0 | 168.0 | 7.0 | cu S, str S, ci-str | cu S, ci-str | str | — | — | — | 0.1 | 0.2 | 0.4 | 0.4 |
| 14.9 | 5.1 | 58 | 432 | 80 | 21.0 | 110.0 | 106.0 | 180.0 | 7.5 | ci SW, ci-str S | ci-str W | ci-str | — | — | — | 0.1 | 0.4 | 0.6 | 0.7 |
| 15.2 | 3.5 | 56 | **650** | 51 | 19.0 | 49.0 | 63.0 | 235 0 | 9.8 | cu | cu W, ci-str S | | — | — | — | 0.2 | 0.4 | 0.4 | 1.2 |
| 11.6 | 5.0 | 45 | 210 | 63 | 25.0 | 34.0 | 47.0 | 137.0 | 5.7 | ci-str | ci-cu S, ci-str W | | — | — | — | 0.3 | 0.4 | 0.5 | 1.1 |
| 12.8 | 3.9 | 105 | 46 | 106 | 18.0 | 17.0 | 63.0 | 99.0 | 4.1 | | ci-str | | — | — | — | 0.1 | 0.3 | 0.7 | 1.0 |
| 31.5 | 6.3 | 124 | 282 | 112 | 54.0 | 71.7 | 69.1 | 193.5 | 8.1 | | | | 59.9 | 30.3 | 9.2 | 4.5 | 6.8 | 8.7 | 19.3 |

Las observaciones se efectuaron según hora oficial de Chile (75° de long.)

Alle Beobachtungen nach chilenischer Einheitszeit (75° Länge).

W, ci-str W (2) cu W, ci-str NW (3) N, ci-str (4) cu N, ci-str N (5) ci-str N (6) cu W, ci-str N (7) W, ci W

**SANTIAGO** (H = 520 m) **AGOSTO 1912** φ = 33° 27′ S λ = 70° 42′ W $C_g$ = —0 —0

| Día / Tag | Barómetro Barometer 700 mm + 7a | 2p | 9p | Temperatura del aire Lufttemperatur C° 7a | 2p | 9p | Max. | Min. | Humedad absoluta Absolute Feuchtigkeit mm 7a | 2p | 9p | Humedad relativa Relative Feuchtigkeit % 7a | 2p | 9p | Dirección y fuerza del viento Richtung und Stärke des Windes 0—12 B 7a | 2p | 9p | Nebulosidad Bewölkung 0—10 7a | 2p | 9p | Agua caída Niederschlag mm 7a - 7a | Notas Bemerkungen |
|---|---|---|---|---|---|---|---|---|---|---|---|---|---|---|---|---|---|---|---|---|---|---|
| 1 | 22.8 | 19.6 | 19.0 | 4.9 | 14.4 | 8.2 | 15.5 | 3.3 | 6.3 | 7.3 | 7.2 | 97 | 60 | 89 | NW 1 | SW 1 | C 0 | $10^2$ | $8^1$ | $10^1$ | — | ◺² n, ≡¹ 6a45-9a |
| 2 | 16.6 | 15.7 | 18.0 | 6.6 | 11.2 | 8.4 | 11.7 | 6.3 | 6.7 | 7.3 | 7.3 | 92 | 73 | 89 | NE 1 | SW 1 | ENE 1 | $10^1$ | $10^2$ | $10^2$ | — | ●° gt 8p30, ●° 10p1 |
| 3 | 19.3 | 17.9 | 18.7 | 7.5 | 10.8 | 7.7 | 11.2 | 6.7 | 6.9 | 7.3 | 7.6 | 89 | 75 | 96 | SE 1 | W 1 | C 0 | $10^1$ | $10^2$ | $10^2$ | 0.7 | ●° gt a interv 6a45-7a |
| 4 | 18.7 | 19.2 | 19.9 | 7.2 | 11.1 | 8.3 | 11.3 | 6.9 | 7.3 | 7.4 | 7.9 | 96 | 75 | 96 | SE 1 | C 0 | NW 1 | $9^1$ | $10^1$ | $8^1$ | 5.3 | ●¹ y ●° a interv |
| 5 | 18.5 | 16.3 | 15.4 | 4.1 | 16.4 | 8.6 | 18.5 | 3.8 | 6.0 | 7.2 | 7.5 | 99 | 55 | 90 | C 0 | S 1 | C 0 | $5^0$ | $2^1$ | 0 | 4.8 | ≡¹ 6a50-9p, ◺¹ III |
| 6 | **11.7** | 15.4 | 15.8 | 4.6 | 11.6 | 9.4 | 16.3 | 4.5 | 6.2 | 8.7 | 7.6 | 97 | 85 | 87 | C 0 | S 3 | SSW 1 | $2^1$ | $9^2$ | $10^1$ | — | ● gt MD, ●² gt a inter |
| 7 | 15.5 | 15.4 | 15.5 | 5.9 | 11.3 | 8.5 | 11.5 | 5.5 | 6.8 | 7.1 | 8.0 | 97 | 71 | 96 | NE 1 | SW 1 | C 0 | $8^1$ | $10^1$ | $10^1$ | 0.0 | ◺² an, ≡° I |
| 8 | 16.1 | 16.0 | 17.2 | 7.9 | 13.0 | 6.6 | 14.6 | 6.5 | 7.8 | 8.0 | 7.0 | 97 | 72 | 96 | C 0 | SW 3 | SW 1 | $9^1$ | $9^2$ | $1^1$ | 0.0 | ● ch y ● gt a interv |
| 9 | 17.6 | 16.7 | 18.0 | 3.8 | 15.2 | 8.8 | 15.9 | 3.8 | 5.8 | 6.7 | 7.4 | 97 | 52 | 87 | C 0 | SSW 1 | C 0 | $2^1$ | $4^2$ | $1^0$ | 0.7 | ◺² an, ◺° III |
| 10 | 22.0 | 20.2 | 20.3 | 6.2 | 15.3 | 6.8 | 15.8 | 5.5 | 6.9 | 7.4 | 7.0 | 97 | 57 | 95 | C 0 | SSW 2 | C 0 | $8^1$ | $3^2$ | 0 | — | ◺² an, ◺¹ III |
| 11 | 18.0 | 15.5 | 14.9 | 2.7 | 19.8 | 9.4 | 20.8 | 2.0 | 5.5 | 6.9 | 7.2 | 98 | 39 | 82 | C 0 | WSW 1 | C 0 | $1^1$ | $5^1$ | $5^0$ | — | ◺² an, ◺° III |
| 12 | 13.6 | 12.5 | 14.2 | 4.8 | 22.8 | 8.2 | 23.5 | 4.0 | 5.7 | 7.5 | 7.6 | 88 | 36 | 94 | C 0 | SSW 2 | SSW 1 | $4^1$ | $2^1$ | 0 | — | ◺¹ an y III; ∞² II |
| 13 | 13.1 | 14.2 | 15.8 | 7.6 | 11.7 | 9.3 | 12.2 | 6.5 | 7.6 | 7.4 | 7.8 | 97 | 72 | 89 | C 0 | WSW 2 | E 1 | $10^2$ | $10^1$ | $10^1$ | 0.1 | ●² gt 9p25, ●° ch 9p3 |
| 14 | 15.4 | 16.0 | 16.7 | 8.5 | 11.1 | 5.6 | 11.7 | 5.6 | 7.8 | 8.5 | 6.4 | 94 | 86 | 94 | NNE 1 | NE 1 | C 0 | $10^2$ | $9^1$ | 0 | 7.8 | ●° y ●¹ a iuterv; ◠° |
| 15 | 17.2 | 17.3 | 18.7 | 6.6 | 13.1 | 9.4 | 14.5 | 4.0 | 6.5 | 8.6 | 7.9 | 89 | 77 | 89 | E 1 | S 2 | S 1 | $9^1$ | $9^1$ | $10^1$ | 5.1 | ●° gt 2p20, 3p55-4p5; |
| 16 | 18.4 | 17.6 | 18.1 | 7.8 | 11.7 | 8.7 | 12.5 | 7.4 | 7.7 | 6.9 | 7.6 | 97 | 67 | 90 | SSW 1 | SSE 1 | S 1 | $10^1$ | $8^1$ | $10^1$ | 0.0 | ◺° an |
| 17 | 15.4 | 14.4 | 15.1 | 7.0 | 9.2 | 7.8 | 9.4 | 6.0 | 6.7 | 7.2 | 7.3 | 89 | 83 | 92 | S 1 | NW 1 | C 0 | $10^1$ | $10^2$ | $10^2$ | — | ◺° an |
| 18 | 14.8 | 15.0 | 17.6 | 6.6 | 8.8 | 6.1 | 9.2 | 6.0 | 7.0 | 7.4 | 6.6 | 96 | 87 | 93 | SSW 2 | SW 1 | SSW 2 | $10^2$ | $10^2$ | $10^2$ | — | ●° gt 10a30, 11a30, ●° |
| 19 | 19.9 | 21.4 | 21.0 | 4.8 | 5.1 | 4.6 | 6.1 | 4.1 | 6.3 | 6.0 | 6.2 | 98 | 91 | 97 | SSE 1 | SE 1 | C 0 | $10^1$ | $10^1$ | $9^0$ | **14.6** | ●¹, ●° y ●gt a interv |
| 20 | 18.7 | 19.2 | 22.7 | 3.1 | 8.6 | 6.7 | 9.7 | 2.9 | 5.7 | 6.9 | 7.0 | **00** | 83 | 96 | C 0 | S 1 | C 0 | $10^1$ | $9^1$ | $10^1$ | 10.5 | ●² gt 0p12-0p30, ●° a |
| 21 | **24.2** | 22.6 | 23.2 | 2.8 | 13.9 | 5.6 | 15.1 | 2.5 | 5.6 | 6.0 | 6.3 | **00** | 52 | 93 | C 0 | SSW 1 | SSW 1 | $9^1$ | $2^1$ | $1^1$ | 0.7 | ◡¹ an, ≡¹ n 7a40, ◺² II |
| 22 | 22.3 | 20.1 | 20.6 | 2.0 | 17.0 | 7.5 | 18.6 | 1.5 | 5.2 | 6.2 | 6.6 | 98 | 43 | 86 | C 0 | S 2 | NE 1 | $4^0$ | $2^0$ | 0 | — | ◡¹ an, ◺² III. En todos l |
| 23 | 18.1 | 16.6 | 17.5 | 3.2 | 19.7 | 8.9 | 20.9 | 2.0 | 5.6 | 8.3 | 7.5 | 97 | 48 | 88 | C 0 | WSW 2 | NE 1 | 0 | 0 | 0 | — | ◡¹ an, ◺° III |
| 24 | 17.4 | 16.4 | 17.4 | 4.8 | 21.0 | 9.2 | 21.8 | 3.9 | 6.3 | 9.3 | 7.3 | 98 | 50 | 84 | C 0 | WSW 1 | C 0 | $1^0$ | $1^0$ | 0 | — | ◺² y ◡° an, ◺° III. Flor |
| 25 | 16.6 | 15.5 | 16.8 | 4.8 | 20.7 | 9.4 | 21.8 | 4.1 | 6.3 | 8.0 | 7.3 | 98 | 44 | 83 | C 0 | SW 1 | S 1 | $1^0$ | $1^0$ | $1^1$ | — | ◺² y ◡° an, ◺° III |
| 26 | 17.1 | 17.0 | 19.2 | 6.9 | 14.8 | 9.6 | 16.0 | 6.0 | 7.0 | **10.0** | 8.6 | 95 | 80 | 96 | C 0 | S 2 | C 0 | $9^1$ | $10^1$ | $10^1$ | — | ●° gt 0p50; ◺¹ an y III. |
| 27 | 20.6 | 20.2 | 21.8 | 9.3 | 17.3 | 7.2 | 17.8 | 7.0 | 8.4 | 7.8 | 6.6 | 96 | 53 | 87 | C 0 | SW 2 | S 1 | $9^1$ | $1^2$ | $1^1$ | 0.0 | ◺° an, ◺² III |
| 28 | 21.2 | 19.5 | 20.0 | 4.5 | 16.8 | 5.6 | 18.2 | 3.4 | 6.0 | 4.7 | **4.8** | 96 | 32 | 63 | SW 1 | S 2 | C 0 | $9^1$ | $1^1$ | $1^1$ | — | ◺² an, ◺° III |
| 29 | 18.9 | 18.1 | 18.5 | 2.0 | 19.2 | 7.9 | 20.5 | **1.8** | 4.9 | 5.5 | 5.4 | 92 | 33 | 67 | C 0 | SW 2 | C 0 | 0 | $1^0$ | 0 | — | ◡¹ an, ◺° III |
| 30 | 18.0 | 16.7 | 18.1 | 3.9 | 20.6 | 8.3 | 21.7 | 2.3 | 5.7 | 6.4 | 5.9 | 94 | 35 | 71 | C 0 | SW 2 | NW 1 | $1^1$ | $3^1$ | $1^1$ | — | ◡¹ an; ∞° 2 al NE |
| 31 | 18.8 | 17.5 | 18.5 | 4.5 | 23.0 | 10.4 | **24.5** | 3.0 | 5.9 | 6.0 | 6.7 | 94 | **28** | 71 | C 0 | S 2 | ENE 1 | 0 | $1^0$ | 0 | — | ◡¹ an, ◺° III; ∞¹ al N |
| Pro. Mit. | 18.0 | 17.3 | 18.2 | 5.4 | 14.7 | 8.0 | 15.8 | 4.5 | 6.5 | 7.3 | 7.1 | 96 | 61 | 88 | 0.4 | 1.5 | 0.5 | 6.5 | 5.8 | 4.8 | 50.3 | |

**SAN FERNANDO** (H = 335 m) **AGOSTO 1912** φ = 34° 35′ S λ = 71° 04′ W $C_g$ = —

| | | | | | | | | | | | | | | | | | | | | | | |
|---|---|---|---|---|---|---|---|---|---|---|---|---|---|---|---|---|---|---|---|---|---|---|
| 1 | 38.3 | 35.4 | 34.4 | 7.1 | 10.0 | 7.7 | 12.4 | 4.0 | 7.0 | 7.5 | 7.9 | 93 | 82 | 00 | S 1 | S 4 | C 0 | 9 | 1 | 10 | — | ◺ an |
| 2 | 31.8 | 32.0 | 31.9 | 7.1 | 8.4 | 7.1 | 11.5 | 6.5 | 6.3 | 6.4 | 7.5 | 84 | 78 | 00 | SW 3 | SW 3 | NW 4 | 10 | 10 | 10 | — | ● 4p-MN |
| 3 | 33.7 | 33.2 | 32.8 | 8.6 | 11.0 | 7.0 | 14.2 | 7.0 | 6.8 | 6.0 | 7.2 | 83 | 61 | 96 | N 3 | NE 1 | N 6 | 10 | 10 | 10 | 3.1 | ● todo el día |
| 4 | 34.2 | 34.7 | 35.5 | 8.6 | 10.6 | 7.0 | 12.9 | 7.0 | 8.3 | 8.3 | 7.5 | 00 | 89 | 00 | NW 4 | NE 2 | C 0 | 10 | 10 | 0 | 15.6 | ● MN-7a, 7a30-3p |
| 5 | 34.4 | 31.7 | 31.3 | 3.5 | 11.8 | 7.1 | 14.4 | 2.6 | 5.9 | 8.3 | 7.5 | 00 | 81 | 00 | SW 3 | SE 4 | SE 1 | 9 | 0 | 0 | 3.4 | |
| 6 | **28.6** | 30.2 | 31.2 | 5.5 | 11.8 | 7.3 | 16.0 | 4.2 | 6.8 | 8.4 | 7.6 | 00 | 83 | 00 | SE 1 | W 2 | C 0 | 9 | 10 | 8 | — | ● 10p-MN |
| 7 | 30.4 | 30.7 | 30.9 | 8.2 | 10.6 | 7.7 | 13.0 | 7.4 | 8.1 | 8.8 | 7.9 | 00 | 93 | 00 | NW 1 | N 1 | C 0 | 10 | 10 | 9 | 4.2 | ● a interv MN-4p |
| 8 | 31.9 | 31.7 | 32.9 | 8.5 | 12.2 | 8.5 | 16.6 | 7.3 | 8.3 | 9.2 | 8.3 | 00 | 88 | 00 | E 2 | SW 4 | S 1 | 10 | 10 | 0 | 4.9 | ● 9a-3p |
| 9 | 33.5 | 32.3 | 32.4 | 6.1 | 14.4 | 9.3 | 17.0 | 2.8 | 6.6 | 8.5 | 8.7 | 94 | 70 | 00 | SE 2 | SW 2 | C 0 | 0 | 0 | 0 | 3.4 | |
| 10 | 37.6 | 36.3 | 36.2 | 7.7 | 13.5 | 8.6 | 16.0 | 3.4 | 7.4 | 9.0 | 8.3 | 94 | 79 | 00 | SE 1 | SW 4 | C 0 | 5 | 3 | 0 | — | ◺ an |
| 11 | 34.0 | 31.1 | 30.0 | 5.4 | 14.6 | 8.7 | 17.5 | 3.1 | 6.7 | 8.4 | 8.4 | 00 | 68 | 00 | SE 4 | S 3 | C 0 | 10 | 0 | 0 | — | ≡ a |
| 12 | 28.3 | 27.4 | 29.5 | 5.3 | 18.6 | 10.2 | **23.3** | 2.6 | 6.7 | **9.8** | 9.3 | 00 | 61 | 00 | SE 1 | SW 3 | SE 3 | 9 | 4 | 0 | — | ◺ an |
| 13 | 29.0 | 28.8 | 30.1 | 9.5 | 12.6 | 9.7 | 16.4 | 8.0 | 8.1 | 8.1 | 9.0 | 92 | 75 | 00 | SW 1 | NE 2 | NW 3 | 10 | 10 | 10 | — | ● 7p-MN |
| 14 | 30.2 | 30.1 | 31.8 | 8.6 | 12.8 | 8.8 | 13.3 | 8.1 | 8.1 | 7.0 | 7.5 | 98 | 64 | 89 | N 7 | NE 7 | NW 5 | 10 | 8 | 10 | 32.0 | ● todo el día |
| 15 | 32.3 | 32.5 | 34.7 | 9.4 | 13.0 | 8.0 | 13.0 | 8.0 | 8.0 | 7.1 | 5.6 | 91 | 64 | 94 | NE 4 | NE 4 | SW 3 | 10 | 10 | 10 | 23.6 | ● MN-9p |
| 16 | 34.5 | 33.9 | 34.0 | 7.5 | 10.4 | 8.0 | 11.4 | 5.5 | 6.4 | 6.8 | 7.5 | 83 | 73 | 68 | SW 2 | SW 2 | SW 2 | 10 | 10 | 10 | 18.8 | ◺ an |
| 17 | 31.4 | 30.0 | 30.8 | 5.2 | 7.2 | 5.2 | 9.5 | 4.6 | 6.0 | 5.6 | 6.0 | 90 | 74 | 90 | SW 4 | E 1 | S 2 | 10 | 10 | 10 | — | |
| 18 | 30.9 | 31.1 | 32.5 | 5.3 | 8.0 | 8.2 | 10.7 | 4.4 | 6.2 | 7.3 | 7.9 | 94 | 92 | 98 | SE 1 | NE 2 | SE 1 | 10 | 10 | 10 | — | ● 1p-MN |
| 19 | 35.9 | 36.5 | 36.5 | 6.4 | 7.2 | 6.5 | 11.6 | 5.4 | 6.2 | 6.5 | 6.8 | 87 | 86 | 94 | NW 3 | NW 4 | C 0 | 10 | 10 | 0 | 3.3 | ● MN-4p |
| 20 | 35.1 | 34.8 | 38.5 | 4.3 | 7.9 | 5.8 | 8.2 | 2.2 | 5.9 | 6.1 | 6.4 | 96 | 76 | 93 | SW 3 | S 2 | C 0 | 10 | 10 | 10 | 1.4 | ◺ n |
| 21 | **40.8** | 38.7 | 39.2 | 4.8 | 13.0 | 8.0 | 13.6 | 1.7 | 6.1 | 5.9 | 7.6 | 96 | 53 | 94 | SW 4 | S 4 | S 3 | 0 | 4 | 7 | — | ◺ an |
| 22 | 39.1 | 36.6 | 37.3 | 6.9 | 15.0 | 8.7 | 15.5 | 3.4 | 6.1 | 8.6 | 7.6 | 83 | 68 | 91 | S 3 | SW 4 | SW 2 | 5 | 0 | 0 | — | ◺ an |
| 23 | 35.6 | 32.8 | 33.6 | 6.5 | 15.4 | 10.5 | 16.4 | 5.5 | 6.7 | 8.6 | 8.9 | 93 | 66 | 94 | SW 5 | SW 3 | SW 4 | 0 | 0 | 0 | — | ◺ an |
| 24 | 31.1 | 33.1 | 33.6 | 7.8 | 14.2 | 10.5 | 14.4 | 7.2 | 7.7 | 7.6 | 8.1 | 98 | 63 | 87 | SW 3 | SW 4 | S 2 | 10 | 0 | 0 | — | ◺ an |
| 25 | 33.0 | 31.2 | 32.8 | 7.7 | 16.4 | 11.4 | 16.6 | 7.0 | 7.2 | 8.0 | 9.1 | 91 | 58 | 91 | SW 3 | S 3 | SW 2 | 10 | 0 | 5 | — | ◺ an |
| 26 | 32.2 | 33.1 | 35.2 | 8.9 | 10.6 | 10.8 | 13.9 | 6.8 | 8.2 | 8.8 | 8.7 | 96 | 93 | 90 | SW 2 | S 2 | SW 2 | 10 | 10 | 10 | — | ◺ an |
| 27 | 37.1 | 37.1 | 38.2 | 7.8 | 11.2 | 8.7 | 12.7 | 7.6 | 7.0 | 6.8 | 7.1 | 89 | 68 | 86 | SW 3 | SW 4 | SW 3 | 10 | 4 | 0 | — | ◺ an |
| 28 | 37.9 | 36.0 | 36.5 | 2.0 | 11.2 | 5.8 | 12.4 | 1.5 | 5.1 | 5.9 | **4.7** | 96 | 59 | 69 | SW 4 | SW 4 | SW 2 | 10 | 0 | 0 | — | ◺ an |
| 29 | 35.6 | 34.2 | 34.6 | 4.4 | 13.8 | 6.4 | 14.5 | **1.4** | 5.1 | 4.8 | 5.4 | 82 | 41 | 75 | SE 4 | SW 5 | SE 3 | 0 | 0 | 0 | — | ◺ an |
| 30 | 34.4 | 32.7 | 34.1 | 5.2 | 15.4 | 6.4 | 15.7 | 2.4 | 5.2 | 6.9 | 5.9 | 78 | 53 | 83 | SW 5 | S 2 | SE 2 | 2 | 0 | 0 | — | ◺ an |
| 31 | 34.3 | 32.8 | 34.0 | 6.4 | 18.7 | 9.0 | 19.0 | 3.6 | 4.9 | 5.0 | 7.4 | 68 | **31** | 87 | S 2 | SSW 3 | SE 2 | 0 | 0 | 0 | — | ◺ an |
| Pro. Mit. | 33.7 | 33.0 | 33.8 | 6.7 | 12.3 | 8.1 | 14.3 | 4.9 | 6.7 | 7.4 | 7.5 | 92 | 71 | 93 | 2.9 | 3.1 | 2.0 | 7.7 | 5.3 | 4.5 | 113.7 | |

Barómetro reducido a 0°C y a gravedad normal. Barometer reduciert auf 0°C und Normal

(1) ◺° an; ∞ hor 1. (2) ch 2p, ●¹ 4p-4p20, 6p45-MN. (3) ≡¹ 7a-10a. (4) ●¹ 9p25-MN; ◺° an. (5) 5p20-9p30; ≡¹ I y II. (6) dos los cerros ⊠. (7) damascos. (8) str-cu; flor duraznos.

**TIAGO** (H=520 m) **AGOSTO 1912** φ = 33° 27′ S λ = 70° 42′ W $h_a$ = 11.1 m

| mp. a la temp. Temp. à Freien. | | Velocidad del viento Windgeschwindigkeit | | | | | | | | Nubes (clase y dirección) Wolken (Art und Richtung) | | | Agua caída Niederschlag | | | Evaporación Verdunstung | | | |
|---|---|---|---|---|---|---|---|---|---|---|---|---|---|---|---|---|---|---|---|
| | | m/minuto | | | km | | | | | | | | mm | | | mm | | | |
| x. | Min. | 7a | 2p | 9p | 9p-7a | 7a-2p | 2p-9p | 7a-7a | k/1h | 7a | 2p | 9p | 7a | 2p | 9p | 7a | 2p | 9p | 7a-7a |
| 2.6 | 1.8 | 85 | 85 | 28 | 13.4 | 35.8 | 50.0 | 53.5 | 2.2 | a-str | ci-cu, ci str SW | cu-ni, str, a-cu | — | — | — | 0.0 | 0.6 | 0.2 | 0.7 |
| 3.6 | 4.6 | 42 | 102 | 82 | 18.2 | 29.0 | 39.3 | 104.0 | 4.3 | str-cu N, str | str-cuN | ni | — | — | 0.0 | 0.1 | 0.6 | 0.1 | 0.9 |
| 3.0 | 5.5 | 65 | 45 | 14 | 34.8 | 26.8 | 24.5 | 103.1 | 4.3 | fr-ni NW | cu-ni NW, str | ni | 0.7 | 0·0 | 2.2 | 0.1 | 0.2 | 0.1 | 0.8 |
| 3.0 | 5.6 | 52 | 14 | 79 | 22.7 | 22.8 | 17.8 | 74.0 | 3.1 | cu-ni, str-cu NW | cu-ni N, ni | cu-ni N, ni | 3.1 | 2.5 | 1.6 | 0.1 | 0.0 | 0.2 | 0.4 |
| 3.0 | 2.5 | 7 | 114 | 0 | 11.0 | 28.5 | 20.0 | 51.6 | 2.2 | ci-str W | str-cu | | 0.7 | — | — | 0.0 | 0.3 | 0.3 | 0.2 |
| 3.0 | 2.5 | 7 | 220 | 70 | 23.0 | 64.0 | 49.8 | 71.5 | 3.0 | fr-cu, str-cu | cu-ni N y S | cu-ni, ni | — | 0.0 | 0.0 | 0·1 | 0.5 | 0.1 | 0.7 |
| 3.6 | 3.8 | 49 | 39 | 0 | 16.5 | 14.5 | 17.5 | 130.3 | 5.4 | cu NE, fr-cu, str, | (1) str NW | cu-ni, ni | 0.0 | — | — | 0.1 | 0.5 | 0.1 | 0.7 |
| 3.5 | 4.4 | 28 | **231** | 38 | 14.5 | 46.6 | 46.7 | **46.5** | **1.9** | fr-ni y ni NW | cu y cu-ni NW | cu | 0.0 | 0.6 | 0.1 | 0.0 | 0.6 | 0.3 | 0.6 |
| 3.0 | 2.0 | 28 | 104 | 21 | 11.8 | 36.7 | 44.1 | 105.1 | 4.4 | fr-cu, str | cu SE, cu-ni, str- | (2) a-cu | — | — | — | 0.1 | 0.5 | 0.4 | 1.0 |
| 3.7 | 3.6 | 0 | 124 | 14 | 16.8 | 31.0 | 43.5 | 97.6 | 4.1 | cu-ni, fr-cu, S ci-str | cu-ni S, cu, fr-cu | | — | — | — | 0.1 | 0.7 | 0.4 | 1.0 |
| 1.5 | -0.2 | 0 | 70 | 7 | 14.1 | 27.4 | 23.3 | 88.6 | 3.7 | ci | ci, ci-str y ci-cu W | ci-str | — | - - | — | 0.0 | 1.0 | 0.5 | 1.1 |
| 3.5 | 1.8 | 0 | 179 | 56 | 22 7 | 33.4 | 52.5 | 73.4 | 3.1 | fr-cu NW, str, ci | ci-str | | — | — | — | 0.1 | 0.7 | 0.6 | 1.6 |
| 0.0 | 4.5 | 0 | 45 | 113 | 31.6 | 35.8 | 21.8 | 117.5 | 4.9 | str [NW | cu-ni S, ni | ni | 0.1 | 0.1 | — | 0.0 | 0.2 | 0.1 | 1.3 |
| 1.6 | 3.0 | 70 | 49 | 28 | 36.0 | 25.2 | 28.3 | 93.6 | 3.9 | ni N | cu-ni N | | 7.7 | 4.7 | 0.4 | 0.1 | 0.1 | 0.1 | 0.4 |
| 3.8 | 2.0 | 61 | 140 | 85 | 24.3 | 47.3 | 58.6 | 77.8 | 3.2 | cu-ni NW, str, fr- | cu-ni NW, cu | (3) ni | — | — | 0.0 | 0.1 | 0.4 | 0.3 | 0.3 |
| 1.6 | 6.5 | 90 | 100 | 53 | 33.0 | 47.9 | 25.5 | 138.9 | 5.8 | ni S [str NW, ci str | cu W, cu-ni, str- | (4) ui | — | — | — | 0.0 | 0.6 | 0.2 | 0.7 |
| 3.4 | 3.9 | 42 | 90 | 14 | 11.8 | 27.2 | 28.2 | 85.2 | 3.6 | ni, str | cu-ni NW | ni | — | — | — | 0.1 | 0.2 | 0.1 | 0.9 |
| 5.0 | 4.9 | 113 | 85 | 138 | 7.9 | 47.6 | 37.7 | 63.3 | 2.6 | ni SW | ni | ni | - - | 0.0 | 1.3 | 0.0 | 0.1 | 0.1 | 0.3 |
| 4.5 | 3.0 | 49 | 85 | 0 | 59.2 | 28.8 | 15.6 | **144.5** | **6.0** | ni | ni | cu N, str-cu | 13.3 | 10.2 | 0.3 | 0.1 | 0.1 | 0.0 | 0.3 |
| 7.6 | 1.4 | 21 | 128 | 0 | 8.2 | 21.2 | 17.6 | 52.6 | 2.2 | cu-ni N, str | cu-ni, str-cu N | ni | — | 0.0 | 0.7 | 0.0 | 0.6 | 0.1 | **0.1** |
| 3.6 | 0.4 | 0 | 105 | 61 | 20.0 | 36.1 | 31.6 | 58.8 | 2.4 | ci-str | str-cu, ci-str NW | ci-str | 0.0 | — | — | 0.0 | 0.6 | 0.3 | 0.7 |
| 6.5 | -0.5 | 25 | 131 | 49 | 15.9 | 30.4 | 34.7 | 83.6 | 3.5 | ci S | cu, ci-str | | — | — | — | 0.1 | 0.6 | 0.5 | 1.0 |
| 9.0 | 0.0 | 0 | 136 | 52 | 7.2 | 46.6 | 26.1 | 72.3 | 3.0 | | | | — | — | — | 0.1 | 1.2 | 0.5 | 1.2 |
| 0.5 | 2.0 | 0 | 49 | 0 | 19.4 | 36.0 | 39.3 | 92.1 | 3.8 | str-cu | str-cu | ci-str | — | — | — | 0.1 | 1.1 | 0.6 | 1.8 |
| 1.0 | 2.0 | 0 | 87 | 45 | 13.1 | 33.3 | 30.2 | 88.4 | 3.7 | str [W | str-cu | cu-ni | — | — | — | 0.1 | 1.2 | 0.5 | 1.8 |
| 1.7 | 3.5 | 7 | 146 | 0 | 16.4 | 39.7 | 41.9 | 79.9 | 3.3 | fr-cu SE str-cu N | str-cu W | ci-str | — | 0.0 | — | 0.1 | 0.5 | 0.2 | 1.8 |
| 7.6 | 4.0 | 0 | 138 | 61 | 24.0 | 41.3 | 45.4 | 105.6 | 3.4 | cu N y W, str cu | cu SW | str | — | — | — | 0.1 | 1.0 | 0.6 | 0.8 |
| 7.6 | 1.0 | 45 | 200 | 7 | 20.4 | 41.2 | 52.5 | 107.1 | 4.5 | str-cu W, ci, ci-str | str-cu, ci | | — | — | — | 0.1 | 0.9 | 0.8 | 1.7 |
| 9.1 | **-1.0** | 14 | 136 | 11 | 13.5 | 37.7 | 32.3 | 107.2 | 4.5 | [W | cu | ci | — | — | — | 0.1 | 1.1 | 1.7 | 1.8 |
| 0.4 | 0.0 | 25 | 133 | 82 | 11.8 | 32.0 | 44.8 | 81.8 | 3.4 | ci | ci W, ci-cu | | — | — | — | 0.1 | 1.7 | 0.7 | **2.9** |
| 4.0 | 0.5 | 0 | 137 | 39 | 17.3 | 36.5 | 31.7 | 94.1 | 3.9 | | ci | | — | — | — | 0.1 | 1.4 | 1.1 | 2.5 |
| 1.7 | 2.5 | 30 | 111 | 40 | 19.7 | 35.1 | 34.6 | 88.5 | 3.7 | | | | 25.6 | 18.1 | 6.6 | 2.2 | 19.8 | 11.8 | 32.0 |

**N FERNANDO** (H=335 m) **AGOSTO 1912** φ = 34° 35′ S λ = 71° 04′ W $h_a$ = —

| | | | | | | | | | | | | | | | | | | | |
|---|---|---|---|---|---|---|---|---|---|---|---|---|---|---|---|---|---|---|---|
| | | | | | | | | | | fr-cu | a-str | a-str | | | | | | | |
| | | | | | | | | | | str | str | ni | | | | | | | |
| | | | | | | | | | | ni | ni | ni | | | | | | | |
| | | | | | | | | | | ni | ni | | | | | | | | |
| | | | | | | | | | | fr-str | | | | | | | | | |
| | | | | | | | | | | fr-cu | str-cu | str-cu | | | | | | | |
| | | | | | | | | | | ni | ni | str-cu | | | | | | | |
| | | | | | | | | | | str-cu | ni | | | | | | | | |
| | | | | | | | | | | | | str | | | | | | | |
| | | | | | | | | | | cu | cu | | | | | | | | |
| | | | | | | | | | | str | | | | | | | | | |
| | | | | | | | | | | str | ci | | | | | | | | |
| | | | | | | | | | | str | str | ni | | | | | | | |
| | | | | | | | | | | ni | cu-ni NW | ni | | | | | | | |
| | | | | | | | | | | ni | ni NW | ni | | | | | | | |
| | | | | | | | | | | str-cu | a-str | a-str | | | | | | | |
| | | | | | | | | | | str | a-strN | str | | | | | | | |
| | | | | | | | | | | str | ni | ni | | | | | | | |
| | | | | | | | | | | ni | ni | | | | | | | | |
| | | | | | | | | | | a-str | ni | str | | | | | | | |
| | | | | | | | | | | | ci-str | a-cu SW | | | | | | | |
| | | | | | | | | | | ci-str S | | | | | | | | | |
| | | | | | | | | | | a-str | | | | | | | | | |
| | | | | | | | | | | fr-str SW | | ci-str | | | | | | | |
| | | | | | | | | | | str | str | str | | | | | | | |
| | | | | | | | | | | str | a-cu SW | | | | | | | | |
| | | | | | | | | | | str | | | | | | | | | |
| | | | | | | | | | | ci | | | | | | | | | |

a) observaciones se efectuaron según hora oficial de Chile (75° de long.)

Alle Beobachtungen nach chilenischer Einheitszeit (75° Länge).

(1) NW. (2) cu, ci-str. (3) SW, cu-ca, str-cu. (4) cu, ci-cu NW.

**TALCA** (H = 100 m) **AGOSTO 1912** φ = 35° 25′ S λ = 71° 47′ W $C_g$ =

| Dia / Tag | Barómetro Barometer 700 mm + 7a | 2p | 9p | Temperatura del aire Lufttemperatur C° 7a | 2p | 9p | Max. | Min. | Humedad absoluta Absolute Feuchtigkeit mm 7a | 2p | 9p | Humedad relativa Relative Feuchtigkeit % 7a | 2p | 9p | Dirección y fuerza del viento Richtung und Stärke des Windes 0—12 B. 7a | 2p | 9p | Nebulosidad Bewölkung 0—10 7a | 2p | 9p | Agua caída Niederschlag mm 7a-7a | Notas Bemerkungen |
|---|---|---|---|---|---|---|---|---|---|---|---|---|---|---|---|---|---|---|---|---|---|---|
| 1 | 61.4 | 59.1 | 58.9 | 8.7 | 12.2 | 9.2 | 13.7 | 7.2 | 7.9 | 7.5 | 6.9 | 94 | 71 | 79 | SW 1 | S 2 | C 0 | $10^1$ | $10^2$ | $10^2$ | 2.2 | ⌓² |
| 2 | 53 9 | 54.1 | 53.4 | 8.3 | 11.0 | 10.8 | 11.9 | 7.5 | 6.8 | 7.4 | 6.6 | 84 | 75 | 68 | C 0 | NNE 2 | SW 1 | $10^2$ | $10^2$ | $10^2$ | — | ⌓ |
| 3 | 54.3 | 54.2 | 55.1 | 9.4 | 10.0 | 9.0 | 12.5 | 8.0 | 7.2 | 8.3 | 7.7 | 82 | 90 | 90 | N 4 | N 1 | N 3 | $10^2$ | $10^2$ | $10^2$ | 0.0 | ● gt 6a35-7a, ● 5 |
| 4 | 56.3 | 56.5 | 57.9 | 7.2 | 11.9 | 8.0 | 13.5 | 6.7 | 7.2 | 8.0 | 7.4 | 95 | 77 | 92 | SSW 1 | C 0 | C 0 | $10^1$ | $8^1$ | 0 | 22.3 | ● MN-7a |
| 5 | 57.1 | 54.0 | 53.2 | 6.6 | 14.6 | 9.0 | 15.5 | 4.2 | 6.7 | 8.6 | 7.8 | 92 | 69 | 91 | C 0 | C 0 | C 0 | $6^1$ | 3 | 0 | — | ⌓ |
| 6 | **48.3** | 51.4 | 52.5 | 5.2 | 13.2 | 10.6 | 15.4 | 4.4 | 6.5 | 8.0 | 7.9 | 98 | 71 | 83 | C 0 | N 3 | N 2 | $8^1$ | $9^2$ | $8^1$ | — | ● a interv 3p-MN |
| 7 | 52.2 | 52.0 | 52.8 | 9.8 | 14.8 | 9.5 | 16.2 | 8.7 | 8.7 | 9.6 | 8.0 | 96 | 76 | 90 | C 0 | N 1 | C 0 | $10^2$ | $5^2$ | $10^2$ | 9.6 | ● MN-4p50; ⌒ 4p |
| 8 | 53.3 | 53.8 | 55.2 | 8.7 | 12.1 | 8.9 | 15.5 | 6.5 | 7.5 | 9.5 | 8.2 | 89 | 90 | 96 | C 0 | C 0 | C 0 | $8^2$ | $10^2$ | 0 | 1.4 | ● 1p15-3p30; ⌓ a |
| 9 | 56.3 | 54.4 | 55.2 | 4.6 | 14.0 | 8.7 | 15.6 | 2.5 | 6.2 | 9.0 | 8.1 | 97 | 75 | 96 | C 0 | S 1 | C 0 | $10^2$ | $3^1$ | 0 | 7.0 | ≡² 1 |
| 10 | 59.4 | 58.8 | 58.4 | 5.5 | 14.1 | 8.3 | 15.0 | 3.7 | 6.7 | 8.1 | 7.4 | **99** | 68 | 90 | C 0 | WSW 1 | C 0 | $10^2$ | $4^1$ | 0 | -- | ≡ 1 |
| 11 | 56.9 | 54.4 | 52.6 | 6.1 | 9.9 | 5.4 | 11.5 | 3.4 | 6.7 | 7.7 | 6.3 | 94 | 85 | 94 | C 0 | S 2 | C 0 | $10^2$ | $8^2$ | 0 | — | ⌓ ¹ |
| 12 | 51.1 | 50.0 | 50.9 | 6.5 | 10.9 | 9.7 | 14.0 | 3.8 | 7.0 | 7.7 | 8.1 | 97 | 79 | 91 | C 0 | C 0 | N 3 | $10^2$ | $9^1$ | 5 | — | ⌓ ¹ |
| 13 | 49.9 | 49.6 | 50.0 | 12.0 | 13.0 | 11.2 | 14.0 | 9.5 | 7.7 | 7.8 | 9.1 | 74 | 70 | 92 | N 4 | N 2 | N 1 | $10^2$ | $10^2$ | $10^2$ | — | ● 4p10-MN |
| 14 | 50.7 | 50.3 | 51.6 | 10.7 | 11.0 | 11.6 | 16.2 | 9.5 | 9.3 | 8.7 | 8.6 | 96 | 88 | 84 | N 2 | N 3 | N 3 | $10^2$ | $10^2$ | 5 | 18.1 | ●² todo del dia |
| 15 | 52.8 | 54.0 | 57.1 | 12.0 | 11.3 | 9.4 | 13.6 | 9.0 | 8.7 | 8.6 | 6.6 | 83 | 86 | 75 | NW 4 | NW 3 | C 0 | $5^1$ | $9^2$ | 7 | **48.5** | ● a interv, △ 11a3 |
| 16 | 57.5 | 56.3 | 56.7 | 4.0 | 12.8 | 8.3 | 15.0 | 2.2 | 5.8 | 5.2 | 6.5 | 95 | 47 | 80 | C 0 | S 1 | C 0 | $3^1$ | $4^1$ | $8^0$ | 5.0 | ⌓; ⌯ 7p |
| 17 | 54.3 | 53.3 | 53.0 | 6.9 | 9.6 | 7.1 | 10.3 | 6.0 | 6.3 | 7.0 | 6.3 | 87 | 78 | 83 | C 0 | S 1 | C 0 | $10^1$ | $10^1$ | $6^0$ | — | ● gt 4p15 |
| 18 | 53.2 | 52.7 | 55.2 | 7.8 | 11.2 | 8.6 | 12.1 | 5.3 | 7.4 | 5.8 | 7.1 | 94 | 58 | 85 | C 0 | C 0 | C 0 | $8^1$ | $10^1$ | $10^2$ | 0.0 | |
| 19 | 57.9 | 58.0 | 59.6 | 7.7 | 10.4 | 6.7 | 12.0 | 4.3 | 6.6 | 6.8 | 6.7 | 84 | 72 | 91 | N 1 | N 3 | C 0 | $6^1$ | $7^2$ | $10^2$ | — | ● ch 11a30-0p15, ( |
| 20 | 57.4 | 59.5 | 61.0 | 5.6 | 10.9 | 6.1 | 12.1 | 4.1 | 6.3 | 6.6 | 6.2 | 93 | 67 | 88 | SW 1 | C 0 | C 0 | $9^2$ | $9^1$ | $2^0$ | 9.4 | ⌓ [⌒ do |
| 21 | **63.9** | 61.8 | 62.6 | 0.6 | 13.4 | 7.8 | 14.5 | **0.0** | 4.7 | 6.4 | 6.3 | 98 | 56 | 80 | C 0 | S 1 | C 0 | $10_0$ | $8^0$ | $2^0$ | -- | ≡⁰ |
| 22 | 62.4 | 59.6 | 60.2 | 2.9 | 16.2 | 11.5 | 17.5 | 1.6 | 5.3 | 9.7 | 7.6 | 94 | 71 | 74 | C 0 | S 2 | S 1 | $4^1$ | $2^1$ | 0 | — | ⌓¹ |
| 23 | 58.4 | 55.2 | 56.0 | 7.8 | 18.5 | 13.2 | 19.5 | 4.5 | 7.7 | **10.9** | 8.9 | 97 | 68 | 79 | C 0 | S 3 | S 2 | 0 | 0 | $1^0$ | — | ⌓⁰ |
| 24 | 56.7 | 55.4 | 56.0 | 8.8 | 17.6 | 11.8 | 18.5 | 6.2 | 7.3 | 9.0 | 8.3 | 86 | 60 | 80 | SE 1 | S 2 | S 3 | $3^1$ | $3^1$ | 0 | — | ⌓² |
| 25 | 55.5 | 53.1 | 54.9 | 7.9 | 19.4 | 12.6 | 21.8 | 5.7 | 7.3 | 9.5 | 9.2 | 91 | 57 | 85 | C 0 | S 3 | C 0 | $2^1$ | $5^0$ | $3^0$ | -- | ⌓; ⌯ 7p45 |
| 26 | 54.8 | 54.1 | 57.7 | 7.8 | 13.9 | 10.7 | 17.3 | 5.5 | 7.7 | 9.8 | 8.4 | 97 | 82 | 87 | C 0 | C 0 | C 0 | $10^2$ | $7^2$ | $8^1$ | — | ⌓⌯ 3 |
| 27 | 60.2 | 59.9 | 61.8 | 7.5 | 14.2 | 8.4 | 15.7 | 6.0 | 6.5 | 6.1 | 5.6 | 84 | 50 | 68 | S 1 | S 2 | S 1 | $1^1$ | 0 | 1 | — | ⌓¹ |
| 28 | 61.4 | 58.6 | 58.7 | 4.0 | 14.5 | 9.3 | 16.5 | 2.5 | 5.2 | 5.0 | 7.0 | 85 | 40 | **99** | C 0 | S 2 | C 0 | $1^1$ | 0 | $2^0$ | — | ⌓²; ∈ |
| 29 | 60.2 | 56.7 | 56.9 | 3.6 | 16.3 | 8.3 | 19.0 | 1.2 | **4.3** | **4.3** | 5.5 | 73 | **31** | 67 | C 0 | S 2 | C 0 | 0 | 0 | $1^0$ | — | |
| 30 | 57.6 | 55.8 | 56.3 | 4.9 | 15.6 | 7.8 | 17.5 | 2.2 | 5.5 | 6.2 | 6.0 | 84 | 47 | 76 | C 0 | S 1 | C 0 | 1 | 0 | 1 | — | ⌓¹ |
| 31 | 57.2 | 55.1 | 55.0 | 3.6 | 20.4 | 9.4 | **23.0** | 0.5 | 4.7 | 5.6 | 6.9 | 79 | **31** | 78 | C 0 | SE 1 | C 0 | 0 | 1 | 0 | — | ⌓² n |
| Pro. Mit. | 56.2 | 55.2 | 56.0 | 6.9 | 13.5 | 9.3 | 15.4 | 4.9 | 6.8 | 7.7 | 7.3 | 90 | 67 | 84 | 0.6 | 1.5 | 0.6 | 6.6 | 5.9 | 4.2 | 123.5 | |

**PUNTA CARRANZA** (H = 30 m) **AGOSTO 1912** φ = 35° 36′ S λ = 72° 38′ W $C_g$ =

| | | | | | | | | | | | | | | | | | | | | | | |
|---|---|---|---|---|---|---|---|---|---|---|---|---|---|---|---|---|---|---|---|---|---|---|
| 1 | 65.8 | 64.4 | 63.6 | 8.2 | 10.6 | 10.0 | 12.2 | 6.6 | 7.0 | 7.6 | 8.0 | 87 | 80 | 87 | S 8 | SW 4 | S 4 | $10^0$ | $4^0$ | $10^0$ | 4.3 | ●⁰ 1a-2a20 |
| 2 | 65.7 | 63.2 | 63.7 | 10.0 | 12.0 | 12.0 | 12.4 | 6.4 | 7.7 | 8.4 | 8.2 | 84 | 82 | 79 | S 4 | S 4 | NW 4 | $10^0$ | $10^0$ | $10^0$ | — | |
| 3 | 57.5 | 59.4 | 59.2 | 10.4 | 12.0 | 11.0 | 12.8 | 6.0 | 8.9 | 9.2 | 8.6 | 95 | 89 | 87 | N 5 | N 6 | N 3 | $10^1$ | $10^0$ | $10^2$ | 2.6 | ●¹ ch 2a-2a15, ●¹ |
| 4 | 60.4 | 62.1 | 62.7 | 9.0 | 11.0 | 9.6 | 12.5 | 6.0 | 7.4 | 7.1 | 7.4 | 87 | 73 | 84 | N 5 | NW 3 | SW 6 | $10^0$ | $4^0$ | 10 | 17.2 | ●¹ 5a45-6a [●² 9p4 |
| 5 | 61.6 | 58.2 | 57.4 | 6.0 | 13.0 | 10.6 | 13.4 | 4.0 | 5.9 | 8.6 | 7.2 | 85 | 77 | 74 | SSE 3 | SSW 2 | SE 3 | 0 | $4^0$ | 0 | -- | |
| 6 | 53.4 | 53.5 | 56.3 | 9.8 | 11.0 | 10.4 | 13.5 | 7.0 | 8.1 | 8.6 | 8.9 | 89 | 87 | 95 | SSE 2 | NE 2 | NE 8 | $4^0$ | $10^1$ | $10^2$ | — | ●⁰ 0p30-MN |
| 7 | 56.5 | 56.4 | 57.1 | 12.4 | 12.0 | 11.8 | 12.5 | 4.0 | 8.9 | 9.7 | 8.1 | 85 | 94 | 78 | NNE 4 | NNE 6 | NNE 5 | $10^2$ | $9^1$ | $10^0$ | 16.1 | ●⁰ MN-5a10, ●² ch |
| 8 | 59.3 | 57.8 | 60.2 | 10.0 | 12.4 | 11.0 | 12.6 | 8.0 | 8.4 | 8.9 | 7.7 | 92 | 85 | 84 | NE 2 | NE 4 | ENE 1 | $10^2$ | $10^1$ | 0 | 1.7 | ●¹ ch 4a-1p45 [⌒ |
| 9 | 60.7 | 60.4 | 60.6 | 8.0 | 12.2 | 10.0 | 13.4 | 6.3 | 6.9 | 10.1 | 8.6 | 86 | 96 | 87 | SW 1 | SW 2 | SSW 3 | 0 | $4^0$ | $10^0$ | 3.1 | ⌓ an |
| 10 | 63.5 | 63.1 | 63.2 | 10.0 | 11.0 | 8.2 | 11.5 | 6.5 | 8.0 | 8.6 | 6.8 | 87 | 87 | 83 | W 2 | W 3 | SSE 2 | $10^2$ | $10^0$ | 0 | — | |
| 11 | 62.6 | 58.3 | 57.0 | 8.0 | 11.4 | 10.2 | 12.0 | 4.8 | 6.9 | 8.6 | 8.1 | 86 | 86 | 87 | SE 2 | SW 4 | SW 4 | $4^0$ | 0 | 0 | — | |
| 12 | 55.5 | 53.9 | 55.7 | 7.0 | 13.6 | 11.8 | 14.8 | 5.0 | 6.4 | 8.5 | 8.1 | 85 | 73 | 78 | SW 1 | NE 2 | NNE 4 | $4^0$ | $2^0$ | $4^0$ | — | |
| 13 | 53.4 | **52.5** | 53.4 | 10.0 | 12.0 | 11.8 | 12.3 | 9.0 | 8.6 | 9.4 | 9.8 | 87 | 91 | 96 | NNE 6 | NNE 6 | NE 7 | $10^1$ | $10^2$ | $10^2$ | — | ●¹ 0p40-MN |
| 14 | 53.3 | 53.6 | 55.4 | 12.0 | 12.6 | 12.6 | 13.0 | 6.5 | 9.7 | 10.1 | 10.3 | 94 | 93 | 96 | NNW 5 | WSW 5 | WSW 2 | $10^2$ | $10^2$ | $8^1$ | **22.8** | ●¹ MN-3a20, ●¹ ch |
| 15 | 56.9 | 59.1 | 61.4 | 11.2 | 12.0 | 10.0 | 12.3 | 8.5 | 8.4 | 8.0 | 7.5 | 85 | 76 | 82 | SSE 2 | WSW 1 | SE 1 | $9^1$ | $9^1$ | 0 | 9.3 | ●¹ ch 3a20-3a45 [M |
| 16 | 61.5 | 61.2 | 61.5 | 5.0 | 13.0 | 8.0 | 14.0 | **3.0** | 6.5 | **11.2** | 8.0 | **00** | **00** | **00** | S 1 | SW 3 | W 3 | 0 | $4^0$ | $2^0$ | — | |
| 17 | 59.4 | 58.0 | 58.2 | 7.0 | 10.4 | 10.0 | 11.0 | 5.4 | 6.4 | 6.7 | 8.0 | 85 | 72 | 87 | S 2 | SW 1 | SE 1 | $10^0$ | $10^0$ | $10^1$ | — | |
| 18 | 57.6 | 57.6 | 59.7 | 7.2 | 12.0 | 8.0 | 12.2 | 5.2 | 6.3 | 7.7 | 6.9 | 83 | 74 | 86 | N 2 | N 3 | NE 2 | $4^2$ | $8^0$ | $6^0$ | — | cu de cord 1, 2 |
| 19 | 61.7 | 62.5 | 61.6 | 8.0 | 8.0 | 8.2 | 10.0 | 5.3 | 6.9 | 7.1 | 6.8 | 86 | 89 | 83 | SE 2 | W 2 | S 1 | $10^1$ | $10^1$ | $10^0$ | 0.7 | ●² ch2a, 3p10,8p10 |
| 20 | 62.5 | 63.4 | 65.8 | 6.4 | 12.0 | 8.0 | 13.0 | 4.0 | 5.7 | 8.0 | 6.7 | 79 | 76 | 83 | N 3 | N 4 | NE 2 | $4^1$ | $4^0$ | 0 | 3.3 | [de c |
| 21 | **67.8** | 67.7 | 67.5 | 6.0 | 11.0 | 8.8 | 13.0 | 3.2 | 5.9 | 7.4 | 7.1 | 85 | 75 | 84 | S 2 | SW 2 | S 1 | 0 | $8^0$ | $5^0$ | — | |
| 22 | 67.4 | 65.1 | 65.4 | 10.0 | 12.4 | 11.4 | 13.0 | 7.0 | 8.0 | 8.7 | 8.3 | 87 | 82 | 83 | SSE 1 | SW 5 | SW 8 | $6^1$ | $1^0$ | 0 | — | |
| 23 | 63.2 | 60.0 | 60.5 | 11.0 | 12.4 | 12.0 | 13.8 | 8.0 | 8.6 | 8.9 | 9.2 | 87 | 85 | 89 | S 3 | SW 7 | SW 9 | 0 | 0 | 0 | — | |
| 24 | 61.6 | 60.1 | 60.9 | 9.0 | 13.0 | 12.0 | 13.4 | 7.0 | 7.0 | 8.8 | 9.2 | 81 | 80 | 89 | S 2 | SW 7 | SW 5 | 0 | $2^0$ | 0 | — | ⌓² an |
| 25 | 61.3 | 58.7 | 60.3 | 11.0 | 12.0 | 11.0 | 12.5 | 9.0 | 9.5 | 9.2 | 8.6 | 97 | 89 | 87 | S 8 | SW 5 | SSW 4 | $10^0$ | $10^1$ | $3^0$ | — | ≡¹ 3a40-6p50 |
| 26 | 59.5 | 59.8 | 62.3 | 9.0 | 14.2 | 11.8 | 15.0 | 8.0 | 7.4 | 9.9 | 9.3 | 87 | 83 | 91 | S 1 | NW 1 | C 0 | $8^0$ | $9^1$ | $10^1$ | — | ⌓² an, ≡¹ 6p-9p |
| 27 | 65.1 | 64.4 | 66.3 | 8.0 | 11.0 | 8.0 | 12.0 | 5.5 | 5.8 | 6.2 | 5.8 | 72 | 63 | 72 | SW 2 | SSW 3 | SE 2 | 0 | 0 | 0 | — | ⌓¹ an |
| 28 | 65.5 | 64.7 | 63.2 | 7.0 | 12.0 | 11.2 | 12.2 | 4.8 | **5.3** | 6.8 | 7.0 | 71 | 65 | 71 | SE 2 | SW 3 | SW 5 | 0 | 0 | $2^0$ | — | ⌓¹ an |
| 29 | 64.6 | 62.1 | 62.0 | 7.0 | 12.0 | 10.0 | 12.3 | 4.9 | **5.3** | 6.8 | 7.7 | 71 | 65 | 84 | SSE 1 | SW 4 | SSW 4 | 0 | 0 | 0 | — | |
| 30 | 62.8 | 60.6 | 60.9 | 7.0 | 12.2 | 12.8 | 13.2 | 5.0 | 5.8 | 6.9 | 5.4 | 77 | 65 | **49** | S 1 | SW 4 | SW 1 | 0 | 0 | 0 | — | |
| 31 | 61.5 | 59.4 | 60.5 | 14.0 | 14.2 | 10.2 | **18.0** | 9.0 | 7.0 | 7.9 | 8.1 | 59 | 65 | 87 | SE 2 | SW 4 | SSW 2 | 0 | $2^0$ | 0 | — | |
| Pro. Mit. | 60.9 | 60.0 | 60.8 | 8.9 | 12.0 | 10.4 | 12.9 | 6.1 | 7.2 | 8.4 | 7.9 | 85 | 81 | 84 | 2.8 | 3.6 | 3.5 | 5.3 | 5.6 | 4.5 | 81.1 | |

Barómetro reducido a 0°C y a gravedad normal.

Barometer reduciert auf 0°C und Normal

## ...CA (H = 100 m) — AGOSTO 1912 — φ = 35° 25′ S — λ = 71° 47′ W — $h_a$ = 2.9 m

| ...mp. a la ...temp. Temp. à Freien. t° | | Velocidad del viento Windgeschwindigkeit m/minuto | | | km | | | | | Nubes (clase y dirección) Wolken (Art und Richtung) | | | Agua caída Niederschlag mm | | | Evaporación Verdunstung mm | | | |
|---|---|---|---|---|---|---|---|---|---|---|---|---|---|---|---|---|---|---|---|
| x. | Min. | 7a | 2p | 9p | 9p-7a | 7a-2p | 2p-9p | 7a-7a | k/1h | 7a | 2p | 9p | 7a | 2p | 9p | 7a | 2p | 9p | 7a-7a |
| .7 | 6.2 | 30 | 105 | 0 | 8.5 | 24.1 | 51.8 | 81.1 | 3.4 | a-str S | a-str WSW | a-str | — | — | — | 0.2 | 0.4 | 0.3 | 0.9 |
| .3 | 7.0 | 0 | 110 | 44 | 1.5 | 11.6 | 37.4 | 77.4 | 3.2 | a-str S | a-str W | a-str | — | — | — | 0.5 | 0.1 | 0.5 | 1.2 |
| .7 | 5.2 | **245** | 100 | 197 | 52.9 | 77.4 | 86.9 | 101.9 | 4.2 | cu-ni NW | cu-ni NW | cu-ni | 0.0 | — | 7.5 | 0.8 | 0.5 | 0.2 | 1.4 |
| .0 | 5.7 | 35 | 0 | 0 | 3.6 | 19.8 | 0.0 | 167.9 | 7.0 | cu-ni N | cu-ni S | | 14.8 | — | — | 0.4 | 0.1 | 0.2 | 1.1 |
| .0 | 3.6 | 0 | 0 | 0 | 2.3 | 12.7 | 3.2 | 22.1 | 0.9 | a-str SE | a-str W | | — | — | — | 0.1 | 0.4 | 0.2 | 0.4 |
| .5 | 3.6 | 28 | 207 | 140 | 3.6 | 30.9 | 54.3 | **19.5** | **0.8** | a-cu WSW | ci SW | cu-ni | — | — | 0.0 | 0.0 | 0.2 | 0.5 | 0.6 |
| .5 | 8.2 | 28 | 43 | 0 | 59.9 | 39.2 | 38.8 | 145.1 | 6.0 | a-cu WNW | cu-ni N | cu-ni | 9.6 | 1.4 | — | 0.5 | 0.1 | 0.4 | 1.2 |
| .5 | 6.0 | 0 | 21 | 0 | 5.5 | 32.6 | 24.0 | 83.3 | 3.5 | a-str N | cu-ni N | | — | — | 7.0 | 0.1 | 0.4 | 0.5 | 0.6 |
| .6 | 1.8 | 0 | 89 | 0 | 3.2 | 13.6 | 9.0 | 59.8 | 2.5 | str | a-cu S | | — | — | — | 0.0 | 0.2 | 0.2 | 0.9 |
| .0 | 3.4 | 0 | 54 | 0 | 8.7 | 28.0 | 12.9 | 31.3 | 1.3 | str | a-cu N | | — | — | — | 0.0 | 0.3 | 0.3 | 0.4 |
| .5 | 3.0 | 0 | 116 | 0 | 5.6 | 13.3 | 9.5 | 46.5 | 1.9 | a-str N | fr-cu S | | — | — | — | 0.0 | 0.2 | 0.1 | 0.6 |
| .0 | 3.0 | 0 | 0 | 198 | 12.6 | 2.3 | 29.9 | 35.4 | 1.5 | cu-ni N | ci-cu SW | ci-cu | — | — | — | 0.0 | 0.1 | 0.4 | **0.8** |
| .5 | 8.5 | 240 | 138 | 76 | 56.6 | 56.0 | 58.3 | 88.8 | 3.7 | cu-ni N | cu-ni N | cu-ni | — | — | 5.4 | 0.6 | 0.8 | 0.7 | 1.1 |
| .6 | 8.4 | 165 | 170 | 203 | 69.4 | 77.8 | 61.8 | 183.7 | 7.7 | cu-ni N | cu-ni N | cu-ni | 12.7 | 13.4 | 17.5 | 0.4 | 0.1 | 0.2 | 1.9 |
| .0 | 4.4 | 244 | 209 | 23 | 79.5 | 71.1 | 30.0 | **219.1** | **9.1** | a-str NW | cu-ni NW | cu-ni | 17.6 | 5.0 | — | 0.5 | 0.6 | 0.4 | 0.8 |
| .4 | 0.6 | 0 | 37 | 0 | 2.9 | 12.3 | 6.8 | 104.0 | 4.3 | cu-ca S | ci-cu WNW | ci S | — | — | — | 0.2 | 0.4 | 0.4 | 1.2 |
| .2 | 5.0 | 0 | 36 | 0 | 13.8 | 14.9 | 9.4 | 32.9 | 1.4 | a-str WSW | a-str WSW | ci S | — | — | 0.0 | 0.3 | 0.2 | 0.3 | 1.1 |
| .0 | 4.6 | 0 | 27 | 0 | 8.9 | 1.9 | 18.3 | 33.2 | 1.4 | a-str S | a-str NW | a-str NW | — | — | — | 0.0 | 0.1 | 0.2 | 0.5 |
| .0 | 2.8 | 80 | 189 | 20 | 16.1 | 42.7 | 41.0 | 36.3 | 1.5 | a-cu NW | fr-cu N | fr-cu | — | 1.6 | 7.8 | 0.0 | 0.4 | 0.2 | **0.8** |
| .3 | 3.5 | 32 | 0 | 0 | 2.5 | 16.1 | 6.7 | 86.2 | 3.6 | a-cu WNW | fr-cu NW | ci S | — | — | — | 0.0 | 0.1 | 0.1 | 0.6 |
| .0 | -0.9 | 0 | 47 | 0 | 4.2 | 18.2 | 8.9 | 27.0 | 1.1 | str | ci-cu SW | ci-cu S | — | — | — | 0.2 | 0.3 | 0.2 | 0.4 |
| .5 | 1.0 | 0 | 140 | 77 | 3.0 | 30.1 | 51.4 | 30.1 | 1.3 | a-cu S | a cu S | | — | — | — | 0.0 | 0.4 | 0.8 | 0.5 |
| .4 | 3.6 | 0 | 175 | 117 | 25.5 | 47.0 | 59.5 | 107.0 | 4.5 | | | ci SW | — | — | — | 0.2 | 1.2 | 1.1 | 1.4 |
| .5 | 4.9 | 70 | 149 | 165 | 41.8 | 45.0 | 39.2 | 148.3 | 6.2 | a-cu S | a-cu SW | | — | — | — | 0.4 | 0.9 | 0.9 | **2.7** |
| .5 | 4.6 | 0 | 167 | 20 | 28.1 | 39.9 | 17.0 | 112.3 | 4.7 | a-cu WNW | ci-cu SW | ci-cu SW | — | — | — | 0.1 | 0.8 | 0.2 | 1.9 |
| .0 | 5.0 | 0 | 19 | 0 | 3.9 | 17.5 | 9.9 | 60.8 | 2.5 | a-str S | fr-cu S | fr-cu SW | — | — | — | 0.0 | 0.2 | 0.2 | 1.0 |
| .6 | 5.4 | 32 | 140 | 78 | 29.0 | 47.0 | 76.7 | 56.4 | 2.4 | cu S | | cu | — | — | — | 0.4 | 0.6 | 1.0 | 0.8 |
| .5 | 0.5 | 28 | 150 | 23 | 26.0 | 49.1 | 35.4 | 149.7 | 6.2 | cu S | | ci S | — | — | — | 0.3 | 0.9 | 0.5 | 1.9 |
| .5 | 1.0 | 0 | 145 | 0 | 2.4 | 32.0 | 25.7 | 86.9 | 3.6 | | | ci S | — | — | — | 0.4 | 0.7 | 0.8 | 1.8 |
| .5 | 0.5 | 0 | 60 | 26 | 6.7 | 35.1 | 19.1 | 64.4 | 2.7 | cu S | | cu S | — | — | — | 0.4 | 0.9 | 0.8 | 1.9 |
| **.0** | **-1.6** | 0 | 69 | 0 | 6.0 | 26.1 | 13.9 | 60.2 | 2.5 | | ci WSW | | — | — | — | 0.3 | 0.9 | 0.8 | 2.0 |
| .0 | 3.8 | 41 | 94 | 45 | 19.2 | 31.8 | 30.5 | 82.5 | 3.4 | | | | 54.7 | 21.4 | 45.2 | 7.3 | 13.5 | 13.6 | 33.4 |

## ...NTA CARRANZA (H = 30 m) — AGOSTO 1912 — φ = 35° 36′ S — λ = 72° 38′ W — $h_a$ = 2 m

| | | | | | | | | | | | | | | | | | | | |
|---|---|---|---|---|---|---|---|---|---|---|---|---|---|---|---|---|---|---|---|
| 850 | 160 | 168 | 465.0 | 70.0 | 70.0 | 885.0 | 36.9 | cu S, ni | a-cu | cu S, ni | 0.3 | — | — | | | | | | |
| 160 | 450 | 550 | 100.0 | 100.0 | 100.0 | 240.0 | 10.0 | cu-ni | cu-ni | cu | — | — | — | | | | | | |
| 450 | 500 | 250 | 270.0 | 210.0 | 100.0 | 470.0 | 19.6 | cu-ni | cu-ni | cu-ni | 2.6 | — | 4.8 | | | | | | |
| 250 | 100 | 700 | 140.0 | 50.0 | 125.0 | 450.0 | 18.7 | cu NW, ni N | a-cu W | ni | 12.4 | — | — | | | | | | |
| 100 | 100 | 150 | 90.0 | 40.0 | 65.0 | 265.0 | 11.0 | | a-cu W | | — | — | — | | | | | | |
| 100 | 100 | 750 | 70.0 | 45.0 | 335.0 | 175.0 | 7.3 | ci-cu | ni N | ni N | — | 2.0 | 8.0 | | | | | | |
| 400 | 600 | 350 | 200.0 | 225.0 | 140.0 | 580.0 | 24.2 | cu-ni N | cu-ni N | cu-ni N | 6.1 | 0.5 | — | | | | | | |
| 200 | 400 | 160 | 110.0 | 175.0 | 25.0 | 475.0 | 19.8 | cu-ni N | cu-ni N | | 1.2 | 3.1 | — | | | | | | |
| 150 | 150 | 380 | 30.0 | 60.0 | 120.0 | 230.0 | 9.6 | | cu W | str-cu W | — | — | — | | | | | | |
| 360 | 100 | 500 | 100.0 | 50.0 | 40.0 | 280.0 | 11.7 | cu W, ni | cu W, ni | | — | — | — | | | | | | |
| 300 | 600 | 550 | 90.0 | 100.0 | 105.0 | 180.0 | 7.5 | cu SW | | | — | — | — | | | | | | |
| 100 | 200 | 600 | 75.0 | 40.0 | 120.0 | 280.0 | 11.7 | cu E | ci-cu N | cu N | — | — | — | | | | | | |
| 650 | 800 | 100 | 365.0 | 275.0 | 330.0 | 525.0 | 21.9 | ni N | ni N | ni N | — | 0.5 | 7.0 | | | | | | |
| 680 | 250 | 800 | 385.0 | 60.0 | 260.0 | **990.0** | **41.3** | ni N | ni N | ni N | 15.3 | 1.5 | 6.3 | | | | | | |
| 600 | 680 | 250 | 255.0 | 120.0 | 50.0 | 575.0 | 24.0 | ni N | ni W | | 1.5 | — | — | | | | | | |
| 260 | 900 | 800 | 51.0 | 45.0 | 30.0 | 221.0 | 9.2 | | fr-cu W, a-cu | str | — | — | — | | | | | | |
| 150 | 30 | 33 | 65.0 | 60.0 | 70.0 | **140.0** | **5.8** | cu W, str | str, a-cu W | cu N, ni | — | — | — | | | | | | |
| 200 | 350 | 260 | 60.0 | 30.0 | 31.0 | 190.0 | 7.9 | a-cu SW | cu SW, str N | cu SW | — | — | — | | | | | | |
| 250 | 350 | 140 | 79.0 | 130.0 | 60.0 | **140.0** | **5.8** | cu N, ni N, a-cu N | cu NW, ni N | cu NW, ni N | 0.7 | 1.3 | 2.0 | | | | | | |
| 260 | 200 | 150 | 90.0 | 65.0 | 85.0 | 280.0 | 11.7 | str | str | | — | — | — | | | | | | |
| 200 | 200 | 150 | 60.0 | 50.0 | 70.0 | 210.0 | 8.7 | | ci-str | cu, a-cu | — | — | — | | | | | | |
| 90 | 450 | 700 | 70.0 | 100.0 | 250.0 | 190.0 | 7.9 | cu NE | fr-ni S | | — | — | — | | | | | | |
| 280 | 850 | 950 | 230.0 | 220.0 | 350.0 | 580.0 | 24.2 | | | | — | — | — | | | | | | |
| 240 | 700 | 600 | 240.0 | 185.0 | 70.0 | 810.0 | 33.7 | | a-cu | | — | — | — | | | | | | |
| **1000** | 350 | 250 | 400.0 | 195.0 | 160.0 | 655.0 | 27.3 | cu-ni W | ni | fr-ni S | — | — | — | | | | | | |
| 100 | 50 | **0** | 170.0 | 25.0 | 25.0 | 525.0 | 21.9 | cu-ni W | str cu W | ni W | — | — | — | | | | | | |
| 100 | 300 | 100 | 150.0 | 120.0 | 215.0 | 200.0 | 8.3 | | | | — | — | — | | | | | | |
| 180 | 300 | 200 | 100.0 | 140.0 | 245.0 | 435.0 | 18.1 | | | a-cu | — | — | — | | | | | | |
| 100 | 360 | 400 | 130.0 | 140.0 | 180.0 | 515.0 | 21.5 | | | | — | — | — | | | | | | |
| 80 | 555 | 100 | 80.0 | 130.0 | 130.0 | 400.0 | 16.7 | | | | — | — | — | | | | | | |
| 100 | 350 | 105 | 190.0 | 83.0 | 108.0 | 450.0 | 18.7 | | str | | — | — | — | | | | | | |
| 288 | 370 | 361 | 158.4 | 107.7 | 131.0 | 404.5 | 16.9 | | | | 40.1 | 8.9 | 28.1 | | | | | | |

...s observaciones se efectuaron según hora oficial de Chile (75° de long.)

Alle Beobachtungen nach chilenischer Einheitszeit (75° Länge).

**PUNTA TUMBES** (H = 90 m) **AGOSTO 1912** φ = 36° 36′ S λ = 73° 06′ W $C_g$ =

| Dia Tag | Barómetro Barometer 700 mm + 7a | 2p | 9p | Temperatura del aire Lufttemperatur C° 7a | 2p | 9p | Max. | Min. | Humedad absoluta Absolute Feuchtigkeit mm 7a | 2p | 9p | Humedad relativa Relative Feuchtigkeit % 7a | 2p | 9p | Dirección y fuerza del viento Richtung und Stärke des Windes 0—12 B 7a | 2p | 9p | Nebulosidad Bewölkung 0—10 7a | 2p | 9p | Agua caída Niederschlag mm 7a-7a | Notas Bemerkungen |
|---|---|---|---|---|---|---|---|---|---|---|---|---|---|---|---|---|---|---|---|---|---|---|
| 1 | 62.2 | 60.1 | 58.0 | 9.6 | 11.2 | 9.2 | 12.7 | 7.6 | 8.0 | 8.0 | 7.5 | 89 | 80 | 87 | NNE 2 | NNE 2 | SW 3 | $8^1$ | $10^1$ | $4^1$ | | ●¹ 9-10a |
| 2 | 53.8 | 52.0 | 52.6 | 10.0 | 10.6 | 11.0 | 11 0 | 9.8 | 8.0 | 9.3 | 8.8 | 87 | 98 | 90 | E 1 | N 4 | NE 7 | $10^2$ | $10^2$ | $10^2$ | | ●¹ 4p30-MN |
| 3 | 51.7 | 52.2 | 54.6 | 10.7 | 10.7 | 8.4 | 12.4 | 7.8 | 9.3 | 9.3 | 7.5 | 98 | 98 | 92 | NW 4 | NW 4 | C 0 | $10^2$ | $10^2$ | $10^2$ | | ●¹ MN-6a30, ●² 2p15 |
| 4 | 57.6 | 57.7 | 58.6 | 6.4 | 10.2 | 7.4 | 10.2 | **5.0** | 5.9 | 6.7 | 7.7 | 83 | 72 | 00 | SE 1 | ESE 3 | SW 2 | $2^2$ | $1^2$ | 0 | | |
| 5 | 56.7 | 55.0 | 54.8 | 6.0 | 10.6 | 9.2 | 13.5 | 6.0 | 5.2 | 7.3 | 7.2 | 75 | 75 | 83 | SE 3 | SE 4 | SW 2 | 0 | $10^2$ | $10^2$ | | |
| 6 | 46.3 | 49.1 | 50.2 | 10.4 | 10.9 | 10.2 | 13.4 | 5.6 | 7.5 | 8.4 | 9.3 | 80 | 87 | 00 | E 4 | N 4 | N 7 | $10_2$ | $10^2$ | $10^2$ | | ●¹ a interv I-II |
| 7 | 49.9 | 50.2 | 52.1 | 11.4 | 11.8 | 11.0 | 12.3 | 9.2 | 9.1 | 9.8 | 9.3 | 91 | 96 | 95 | NNW 6 | N 7 | N 6 | $9^2$ | $10^2$ | $10^2$ | | ●² a interv I-II |
| 8 | 53.2 | 54.3 | 55.7 | 10.4 | 11.6 | 11.0 | 13.5 | 10.0 | 8.7 | 9.4 | 9.7 | 93 | 94 | 99 | E 3 | NNW 3 | NNE 2 | $9^2$ | $9^2$ | $1^0$ | | ●² I-III |
| 9 | 56.7 | 55.6 | 56.6 | 10.6 | 12.0 | 9.0 | 13.3 | 8.5 | 8.1 | 9.1 | 8.2 | 85 | 88 | 96 | SE 1 | SW 2 | SW 1 | $1^2$ | 0 | 0 | | |
| 10 | 60.0 | 60.3 | 59.0 | 8.9 | 10.0 | 8.4 | 13.3 | 7.6 | 7.7 | 7.1 | 6.9 | 91 | 79 | 84 | SE 1 | NE 2 | SW 2 | $10^2$ | $10^2$ | $10^2$ | | |
| 11 | 56.7 | 53.6 | 52.3 | 7.4 | 12.4 | 8.4 | 13.3 | 5.8 | 6.8 | 8.2 | 7.3 | 89 | 77 | 89 | SE 2 | N 3 | SW 4 | $1^1$ | $6^1$ | 0 | | |
| 12 | 50.7 | 49.3 | 49.9 | 8.4 | 12.4 | 10.2 | 14.2 | 7.2 | 6.6 | 8.6 | 8.8 | 81 | 80 | 95 | SE 2 | SE 2 | S 4 | $1^1$ | $10^2$ | 0 | | |
| 13 | 47.7 | **45.4** | 47.5 | 11.3 | 10.6 | 11.4 | 11.8 | 6.0 | 8.6 | 9.5 | **10.1** | 87 | 00 | 00 | N 8 | N 10 | NW 6 | $10^2$ | $10^2$ | $8^1$ | | ●¹ 2p-8p |
| 14 | 47.8 | 47.8 | 49.4 | 11.4 | 10.8 | 11.4 | 12.8 | 9.4 | **10.1** | 9.2 | 9.1 | 00 | 95 | 91 | N 4 | NNW 10 | N 8 | $10^2$ | $8^2$ | 0 | | ●¹ 6a-5p |
| 15 | 50.4 | 53.5 | 56.2 | 10.0 | 11.0 | 9.0 | 11.4 | 8.2 | 8.9 | 6.6 | 6.7 | 98 | 68 | 78 | NW 8 | WNW 8 | SW 4 | $9^2$ | $2^2$ | $1^1$ | | ●⁰ ch III |
| 16 | 57.0 | 56.4 | 56.7 | 9.8 | 11.6 | 9.4 | 12.3 | 7.4 | 6.5 | 7.5 | 6.7 | 71 | 74 | 76 | NW 6 | WNW 4 | NW 4 | $3^2$ | $4^2$ | $1^1$ | | |
| 17 | 54.8 | 54.0 | 53.1 | 7.4 | 9.3 | 8.4 | 12.4 | 6.4 | 6.6 | 7.2 | 7.0 | 86 | 83 | 86 | S 1 | S 4 | S 5 | $10^0$ | $10^1$ | $1^1$ | | |
| 18 | 53.6 | 53.2 | 55.1 | 7.8 | 11.8 | 8.2 | 12.4 | 6.2 | 6.8 | 7.2 | 6.5 | 86 | 71 | 81 | S 1 | SW 2 | C 0 | $9^1$ | $3^2$ | $1^1$ | | |
| 19 | 56.5 | 57.1 | 59.0 | 9.0 | 7.7 | 6.8 | 9.6 | 5.8 | 6.7 | 6.8 | 7.0 | 78 | 88 | 94 | NE 6 | NW 6 | NE 4 | $10^2$ | $10^2$ | $8^2$ | | |
| 20 | 58.5 | 58.6 | 62.1 | 6.8 | 10.4 | 8.8 | 10.9 | 6.0 | 6.5 | 7.5 | 7.1 | 88 | 80 | 84 | SE 2 | SE 4 | S 2 | $6^1$ | $4^1$ | 0 | | |
| 21 | **63.7** | 62.2 | 62.3 | 8.8 | 11.0 | 10.2 | 11.9 | 8.0 | 7.3 | 7.4 | 8.4 | 87 | 75 | 91 | C 0 | NW 2 | NW 2 | $1^1$ | $9^0$ | $10^2$ | | |
| 22 | 62.6 | 61.7 | 61.9 | 9.2 | 12.8 | 10.4 | 13.0 | 7.8 | 8.1 | 9.5 | 8.9 | 93 | 87 | 95 | SSE 3 | SSE 3 | SE 2 | $2^1$ | $1^0$ | $8^1$ | | |
| 23 | 59.6 | 58.3 | 57.8 | 10.0 | 12.0 | 9.9 | 13.8 | 7.5 | 7.3 | 9.7 | 8.3 | 80 | 94 | 91 | S 3 | SW 5 | SW 5 | $1^0$ | $10^1$ | 0 | | |
| 24 | 57.6 | 56.6 | 57.7 | 10.4 | 13.6 | 11.4 | 13.6 | 7.3 | 8.7 | 9.5 | 8.8 | 93 | 82 | 88 | S 1 | WNW 3 | SW 3 | $1^0$ | $1^1$ | $1^1$ | | |
| 25 | 56.5 | 54.5 | 55.5 | 10.4 | 13.0 | 10.4 | 13.0 | 9.8 | 9.4 | **10.1** | 8.4 | 00 | 91 | 91 | SW 6 | SW 3 | SW 5 | $10^1$ | $9^1$ | 0 | | |
| 26 | 54.3 | 54.9 | 58.1 | 10.4 | 11.2 | 8.8 | 13.6 | 8.2 | 8.9 | 9.7 | 7.1 | 95 | 98 | 84 | WNW 2 | NW 4 | SW 5 | $10^2$ | $10^2$ | $1^0$ | | |
| 27 | 61.8 | 61.4 | **63.7** | 7.3 | 12.0 | 7.4 | 12.0 | 5.4 | 5.5 | 6.4 | 5.5 | 72 | 60 | 72 | SSE 5 | SW 5 | SW 2 | 0 | 0 | $1^0$ | | |
| 28 | 62.1 | 60.2 | 60.7 | 5.8 | 12.3 | 11.9 | 13.0 | 5.5 | **4.6** | 6.6 | 4.3 | 67 | 62 | **41** | SSE 2 | SSW 3 | SW 2 | $1^0$ | 0 | 0 | | |
| 29 | 59.9 | 58.8 | 58.8 | 6.7 | 11.9 | 9.2 | 14.8 | 6.0 | 4.7 | 6.6 | 7.1 | 64 | 64 | 81 | S 2 | SSW 4 | SSW 2 | 0 | 0 | 0 | | |
| 30 | 58.2 | 57.7 | 57.9 | 7.6 | 12.6 | 12.9 | 15.9 | 6.8 | 5.4 | 7.3 | 4.6 | 69 | 68 | 42 | SSE 3 | SW 2 | SW 6 | $1^0$ | 0 | 0 | | |
| 31 | 57.4 | 56.8 | 56.3 | 12.0 | 15.4 | 11.6 | **20.4** | 10.2 | 9.7 | 9.2 | 8.7 | 94 | 70 | 86 | SE 7 | SW 2 | SW 4 | 0 | 0 | 0 | | |
| Pro. Mit. | 56.0 | 55.4 | 56.3 | 9.1 | 11.5 | 9.7 | 13.0 | 7.4 | 7.5 | 8.2 | 7.7 | 85 | 82 | 86 | 3.2 | 3.6 | 3.6 | 5.3 | 6.0 | 3.4 | | |

**CONCEPCION** (H = 15 m) **AGOSTO 1912** φ = 36° 50′ S λ = 73° 03′ W $C_g$ = −0

| | | | | | | | | | | | | | | | | | | | | | | |
|---|---|---|---|---|---|---|---|---|---|---|---|---|---|---|---|---|---|---|---|---|---|---|
| 1 | 68.3 | 67.2 | 66.1 | 5.4 | 12.0 | 8.4 | 14.4 | 5.4 | 6.3 | 7.6 | 7.8 | 94 | 73 | 95 | C 0 | N 2 | N 1 | 4 | 10 | 4 | 3.8 | ⌐ an |
| 2 | 62.1 | 59.4 | 58.6 | 8.0 | 12.0 | 11.0 | 14.8 | 6.5 | 7.6 | 9.1 | 9.6 | 95 | 87 | 98 | C 0 | N 2 | N 2 | 10 | 10 | 10 | 8.0 | ● 2a-7a, ●² 9p-MN |
| 3 | 57.7 | 58.4 | 61.9 | 10.6 | 12.0 | 7.8 | 13.5 | 7.4 | 9.3 | 10.0 | 6.9 | 98 | 96 | 87 | N 1 | NW 4 | SW 1 | 10 | 10 | 10 | **42.0** | ● á interv todo el día |
| 4 | 63.6 | 64.3 | 65.6 | 5.0 | 12.0 | 5.0 | 14.8 | 3.5 | 5.8 | 6.4 | 5.8 | 88 | 62 | 88 | C 0 | S 2 | C 0 | 7 | 2 | 0 | 15.9 | ● MN-7a |
| 5 | 64.5 | 60.3 | 59.7 | 2.0 | 14.0 | 8.0 | 16.5 | 1.5 | 4.9 | 7.4 | 7.4 | 93 | 62 | 92 | C 0 | SW 3 | NW 1 | 0 | 4 | 7 | — | ⌐ an |
| 6 | 53.4 | 54.8 | 56.5 | 11.2 | 11.0 | 10.0 | 12.2 | 6.8 | 6.4 | 8.2 | 8.3 | 65 | 84 | 90 | C 0 | N 6 | N 2 | 10 | 10 | 10 | — | ●¹ 10a-MN |
| 7 | 56.6 | 56.7 | 58.4 | 9.8 | 12.2 | 10.6 | 15.0 | 9.2 | 7.8 | 8.8 | 9.1 | 86 | 82 | 95 | N 1 | N 4 | N 1 | 10 | 10 | 10 | 14.3 | ● MN-7á, ●² á interv 4 |
| 8 | 60.5 | 59.7 | 61.4 | 9.0 | 14.8 | 10.4 | 17.0 | 8.5 | 8.4 | 9.6 | 9.2 | 98 | 76 | 98 | C 0 | N 2 | C 0 | 2 | 1 | 0 | 26.5 | |
| 9 | 63.3 | 61.0 | 62.7 | 5.4 | 15.6 | 8.2 | 17.0 | 5.0 | 6.5 | 9.1 | 6.7 | 97 | 71 | 82 | C 0 | S 1 | C 0 | 0 | 0 | 0 | — | ⌓ an |
| 10 | 66.0 | 65.8 | 65.2 | 8.2 | 11.2 | 8.2 | 13.5 | 7.8 | 7.3 | 7.7 | 7.1 | 90 | 77 | 87 | N 1 | N 4 | C 0 | 4 | 10 | 9 | — | |
| 11 | 63.8 | 60.1 | 59.2 | 5.6 | 15.2 | 5.4 | 17.5 | 3.7 | 6.2 | 7.5 | 6.3 | 91 | 58 | 97 | C 0 | C 2 | C 0 | 3 | 4 | 2 | — | |
| 12 | 57.8 | 54.6 | 56.1 | 3.0 | 17.2 | 10.2 | 19.8 | 2.5 | 5.6 | 8.6 | 8.2 | 98 | 59 | 88 | WNW 1 | N 3 | C 0 | 4 | 1 | 5 | — | ⌐ an |
| 13 | 54.7 | **52.9** | 53.8 | 11.2 | 12.0 | 11.6 | 13.8 | 9.2 | 8.6 | 9.5 | 9.5 | 86 | 91 | 93 | N 3 | N 4 | N 1 | 10 | 10 | 10 | — | ●¹ MD-MN |
| 14 | 54.0 | 54.1 | 55.2 | 12.2 | 13.0 | 11.4 | 14.8 | 9.4 | 10.1 | 10.2 | 8.7 | 95 | 91 | 86 | N 1 | N 4 | N 1 | 10 | 10 | 10 | 24.8 | ●¹ MN-7a, ||| 7a-9a, ●² |
| 15 | 57.2 | 59.0 | 62.2 | 10.4 | 12.0 | 6.8 | 14.0 | 6.5 | 8.1 | 8.4 | 6.6 | 86 | 80 | 89 | N 2 | N 4 | C 0 | 10 | 4 | 10 | 15.7 | ● MN-11a10 [15-1 |
| 16 | 63.6 | 62.9 | 63.0 | 7.2 | 13.4 | 6.5 | 15.5 | 6.2 | 6.6 | 7.0 | 6.7 | 87 | 61 | 92 | N 1 | NW 2 | NW 1 | 3 | 3 | 0 | 3.3 | |
| 17 | 62.2 | 60.2 | 59.8 | 3.2 | 10.6 | 6.4 | 13.8 | 2.5 | 5.7 | 7.4 | 6.8 | 97 | 77 | 95 | C 0 | W 2 | C 0 | 8 | 10 | 2 | — | |
| 18 | 59.9 | 59.0 | 61.2 | 2.8 | 12.4 | 7.4 | 14.4 | 2.0 | 5.4 | 6.5 | 7.2 | 97 | 60 | 93 | C 0 | W 3 | NW 1 | 10 | 8 | 10 | — | ⌐ an |
| 19 | 63.5 | 64.3 | 63.4 | 6.4 | 8.0 | 7.3 | 12.2 | 5.0 | 6.7 | 7.0 | 7.1 | 93 | 87 | 93 | C 0 | N 2 | C 0 | 10 | 10 | 10 | 6.4 | ● a interv todo el día |
| 20 | 65.2 | 65.4 | 68.1 | 3.4 | 12.0 | 5.4 | 16.8 | 2.6 | 5.7 | 7.3 | 6.5 | 97 | 70 | 97 | C 0 | W 2 | C 0 | 4 | 8 | 3 | 12.8 | ● MN-7a |
| 21 | 69.9 | 68.3 | 68.0 | 2.0 | 12.2 | 10.0 | 13.5 | 1.2 | 5.1 | 8.1 | 8.1 | 97 | 76 | 88 | C 0 | NNW 4 | N 1 | 1 | 2 | 10 | — | ⌐ an |
| 22 | 69.5 | 68.8 | 68.4 | 9.6 | 14.2 | 9.6 | 17.8 | 7.2 | 8.5 | 8.9 | 7.9 | 95 | 74 | 88 | C 0 | S 1 | C 0 | 10 | 8 | 3 | 6.8 | ● an |
| 23 | 67.5 | 65.1 | 64.6 | 4.2 | 16.4 | 11.0 | 18.4 | 4.0 | 6.0 | **10.7** | 8.7 | 97 | 77 | 88 | C 0 | S 3 | C 0 | 3 | 4 | 0 | — | ⌓ an |
| 24 | 64.6 | 64.0 | 64.5 | 5.2 | 16.6 | 11.0 | 19.8 | 5.0 | 6.4 | 9.4 | 8.9 | 97 | 67 | 91 | C 0 | S 2 | C 0 | 0 | 2 | 0 | — | ⌓ an |
| 25 | 63.9 | 61.9 | 62.6 | 7.4 | 16.4 | 10.2 | 19.2 | 6.6 | 7.3 | 10.7 | 8.0 | 95 | 77 | 86 | C 0 | W 2 | C 0 | 3 | 1 | 8 | — | ⌓ an |
| 26 | 61.5 | 63.7 | 67.5 | 9.8 | 12.0 | 7.8 | 15.0 | 7.5 | 8.8 | 9.8 | 6.7 | 98 | 93 | 85 | C 0 | NW 2 | C 0 | 10 | 10 | 3 | — | ||| 0p20-3p10; ⌓ an |
| 27 | 68.5 | 67.9 | **70.1** | 6.8 | 14.2 | 8.8 | 17.4 | 4.4 | 5.3 | 6.2 | 5.6 | 71 | 51 | 66 | C 0 | S 2 | C 0 | 0 | 0 | 0 | 1.2 | ⌓ an |
| 28 | 69.5 | 66.7 | 67.0 | 5.0 | 16.6 | 7.6 | 18.6 | 2.8 | 4.7 | 3.7 | 5.6 | 72 | 26 | 72 | C 0 | S 2 | S 1 | 0 | 0 | 0 | — | ⌓ an |
| 29 | 67.3 | 64.7 | 65.4 | 3.2 | 16.2 | 6.8 | 19.8 | 1.5 | 4.3 | 5.6 | 6.4 | 75 | 41 | 87 | C 0 | S 4 | C 0 | 0 | 0 | 0 | — | ⌐ an |
| 30 | 65.5 | 64.0 | 65.6 | 2.0 | 19.8 | 14.2 | 22.8 | **0.5** | 4.9 | 8.0 | **1.0** | 93 | 47 | **8** | C 0 | S 4 | S 5 | 1 | 0 | 0 | — | ⌐ an |
| 31 | 65.1 | 63.6 | 63.8 | 11.4 | 22.6 | 7.4 | **25.2** | 7.0 | 3.0 | 4.7 | 6.7 | 29 | 23 | 87 | S 2 | S 5 | C 0 | 0 | 0 | 0 | — | ⌓ an |
| Pro. Mit. | 62.9 | 61.9 | 62.8 | 6.7 | 13.9 | 8.7 | 16.4 | 5.1 | 6.6 | 8.0 | 7.3 | 89 | 70 | 86 | 0.4 | 2.9 | 0.6 | 5.0 | 5.2 | 4.7 | 181.5 | |

Barómetro reducido a 0°C y a gravedad normal

Barometer reduciert auf 0°C und Normalsch

**NTA TUMBES** (H = 90 m) **AGOSTO 1912** φ = 36° 36′ S λ = 73° 06′ W $h_a$ = —

| mp. a la temp. Temp. n Freien. C° ax. Min. | Velocidad del viento Windgeschwindigkeit m/minuto 7a | 2p | 9p | km 9p-7a | 7a-2p | 2p-9p | 7a-7a | k/ih | Nubes (clase y dirección) Wolken (Art und Richtung) 7a | 2p | 9p | Agua caída Niederschlag mm 7a | 2p | 9p | Evaporación Verdunstung mm 7a | 2p | 9p | 7a-7a |
|---|---|---|---|---|---|---|---|---|---|---|---|---|---|---|---|---|---|---|
| | | | | | | | | | ci-str | a-str | a-cu | | | | | | | |
| | | | | | | | | | a-str | fr-ni N | ni | | | | | | | |
| | | | | | | | | | ni | ni | ni | | | | | | | |
| | | | | | | | | | fr-cu | fr-cu | | | | | | | | |
| | | | | | | | | | | ci | fr-ni | | | | | | | |
| | | | | | | | | | fr-ni N | ni N | ni N | | | | | | | |
| | | | | | | | | | fr-ni NW | ni N | ni N | | | | | | | |
| | | | | | | | | | fr-ni E | ni | str | | | | | | | |
| | | | | | | | | | cu | | | | | | | | | |
| | | | | | | | | | cu | cu | ci | | | | | | | |
| | | | | | | | | | ci-str W | ci-str | | | | | | | | |
| | | | | | | | | | ci-str | cu | | | | | | | | |
| | | | | | | | | | ni | ni N | ni N | | | | | | | |
| | | | | | | | | | ni | ni | | | | | | | | |
| | | | | | | | | | cu-ni N | cu | str | | | | | | | |
| | | | | | | | | | str-cu | cu-ni | str | | | | | | | |
| | | | | | | | | | str-cu | a-str | str | | | | | | | |
| | | | | | | | | | a-str SW | cu | cu | | | | | | | |
| | | | | | | | | | ni | ni | ni | | | | | | | |
| | | | | | | | | | cicu | cu SE | | | | | | | | |
| | | | | | | | | | ci-cu | ci | ni | | | | | | | |
| | | | | | | | | | ci-str | ci | ci | | | | | | | |
| | | | | | | | | | str | a-str | | | | | | | | |
| | | | | | | | | | str | a-str SW | a-str | | | | | | | |
| | | | | | | | | | str | ci str | | | | | | | | |
| | | | | | | | | | a-str WNW | str | ci | | | | | | | |
| | | | | | | | | | | | ci | | | | | | | |
| | | | | | | | | | ci | | | | | | | | | |
| | | | | | | | | | ci | | | | | | | | | |

**NCEPCION** (H = 15 m) **AGOSTO 1912** φ = 36° 50′ S λ = 73° 03′ W $h_a$ = 15 m

| | | | | | | | | | | | | | | | | | | |
|---|---|---|---|---|---|---|---|---|---|---|---|---|---|---|---|---|---|---|
| 0 | 130 | 50 | 12.2 | 39.1 | 31.6 | 106.6 | 4.4 | str | ci-cu | str | — | — | — | 0.0 | 0.3 | 0.4 | **0.2** |
| 25 | 150 | 100 | 18.4 | 41.4 | 69.8 | 89.1 | 3.7 | ni | ni | ni | 8.0 | — | — | 0.0 | 0.4 | 0.0 | 0.7 |
| 35 | 275 | 70 | 17.8 | 82.2 | 44.4 | 129.0 | 5.4 | ni | ni | ni | 42.0 | 4.4 | 5.7 | 0.0 | 0.1 | 0.1 | 0.4 |
| 0 | 100 | 0 | 48.0 | 33.1 | 33.4 | 174.6 | 7.3 | ci-cu | a-str | | 5.8 | — | — | 0.0 | 1.3 | 0.2 | **0.2** |
| 0 | 210 | 90 | 6.2 | 67.8 | 66.4 | 72.7 | 3.0 | | a-str | str | — | — | — | 0.1 | 2.0 | 0.9 | 1.6 |
| 20 | **380** | 150 | 25.6 | 100.0 | 76.7 | 159.8 | 6.7 | a-str | ni | ni | — | 3.6 | 5.8 | 0.1 | 0.4 | 0.6 | 3.0 |
| 90 | 260 | 70 | 98.4 | 67.9 | 70.4 | **275.1** | **11.5** | ni | ni | ni | 4.9 | — | 16.7 | 0.0 | 0.2 | 0.1 | 1.0 |
| 0 | 130 | 0 | 41.4 | 54.6 | 35.8 | 179.7 | 7.5 | fr-cu | | | 9.8 | — | — | 0.0 | 0.6 | 0.2 | 0.3 |
| 20 | 75 | 0 | 23.2 | 38.8 | 23.2 | 113.6 | 4.7 | | | | — | — | — | 0.1 | 0.8 | 0.4 | 0.9 |
| 75 | 270 | 20 | 16.8 | 66.6 | 16.6 | 78.8 | 3.3 | str-cu | str | str | — | — | — | 0.1 | 0.7 | 0.4 | 1.3 |
| 0 | 120 | 0 | 5.5 | 39.0 | 27.9 | 88.7 | 3.7 | a-str | str | | — | — | — | 0.1 | 1.0 | 0.2 | 1.2 |
| 75 | 200 | 0 | 9.4 | 51.2 | 91.0 | 76.3 | 3.2 | a-str | str | str | — | — | — | 0.1 | 1.8 | 0.6 | 1.3 |
| 200 | 270 | 100 | 30.6 | 103.6 | 113.8 | 172.8 | 7.2 | ni | ni | ni | — | 1.4 | 18.8 | 0.1 | 0.5 | 0.0 | 2.5 |
| 75 | 300 | 100 | 37.8 | 81.9 | 82.2 | 255.2 | 10.6 | ni | ni | ni | 4.6 | 11.5 | 1.8 | 0.0 | 0.3 | 0.2 | 0.5 |
| 120 | 280 | 0 | 33.5 | 105.2 | 40.0 | 197.6 | 8.2 | ni | ni | str | 2.4 | 3.3 | — | 0.0 | 0.3 | 0.5 | 0.5 |
| 35 | 130 | 70 | 9.2 | 46.1 | 36.9 | 154.4 | 6.4 | fr-cu | cu | | — | — | — | 0.1 | 0.8 | 0.4 | 0.9 |
| 0 | 100 | 0 | 44.6 | 28.4 | 41.4 | 127.6 | 5.3 | ci-str | a-str | | — | — | — | 0.1 | 0.4 | 0.1 | 1.3 |
| 0 | 195 | 45 | 6.2 | 61.2 | 60.8 | 76.0 | 3.2 | a-str | str | ni | — | — | — | 0.0 | 0.7 | 0.1 | 0.5 |
| 0 | 120 | 0 | 19.5 | 57.8 | 42.6 | 141.5 | 5.9 | ni | ni | ni | 6.4 | 4.3 | 4.6 | 0.0 | 0.1 | 0.0 | 0.8 |
| 20 | 120 | 0 | 15.4 | 44.8 | 36.8 | 115.8 | 4.8 | ni | str | str | 3.9 | — | — | 0.0 | 0.2 | 0.2 | 0.1 |
| 0 | 240 | 95 | 10.0 | 80.3 | 50.2 | 91.6 | 3.8 | str | str | ni | — | -- | — | 0.0 | 0.6 | 0.3 | 0.4 |
| 0 | 75 | 0 | 1.7 | 36.0 | 30.3 | 132.2 | 5.5 | a-str | a-str | a-str | 6.8 | — | — | 0.0 | 0.5 | 0.6 | 0.9 |
| 0 | 200 | 0 | 8.8 | 50.9 | 47.2 | **75.1** | **3.1** | a-str | a-str | | — | — | — | 0.0 | 1.2 | 0.6 | 1.1 |
| 0 | 150 | 0 | 5.6 | 36.8 | 47.6 | 103.7 | 4.3 | | a-str | | — | — | — | 0.1 | 1.3 | 0.8 | 1.9 |
| 0 | 100 | 20 | 2.6 | 41.7 | 40.0 | 87.0 | 3.6 | a-str | str | str | — | — | — | 0.1 | 1.0 | 0.5 | 2.2 |
| 0 | 150 | 0 | 18.8 | 27.3 | 58.0 | 100.5 | 4.2 | ci-str | ni | str | — | 1.2 | — | 0.1 | 0.4 | 0.3 | 1.6 |
| 0 | 170 | 0 | 18.0 | 43.8 | 66.4 | 103.3 | 4.3 | | | | — | — | — | 0.1 | 1.8 | 1.6 | 0.8 |
| 0 | 170 | 65 | 5.4 | 58.1 | 66.4 | 115.6 | 4.8 | | | | — | — | — | 0.2 | 2.2 | 1.8 | 3.6 |
| 20 | 250 | 0 | 17.1 | 57 4 | 40.0 | 141.6 | 5.9 | | | | — | — | — | 0.2 | 3.4 | 0.8 | 4.2 |
| 0 | 290 | 350 | 19.6 | 69.6 | 101.6 | 117.0 | 4.9 | ci-str | | | — | — | — | 0.1 | 2.4 | 3.4 | 4.3 |
| 100 | 350 | 0 | 90.3 | 96.0 | 47.6 | 261.5 | 10.9 | | | | — | — | — | 2.6 | 4.5 | 1.4 | **8.4** |
| 29 | 192 | 45 | 23.1 | 58.3 | 52.8 | 132.8 | 5.5 | | | | 94.6 | 29.7 | 53.4 | 4.4 | 32.2 | 17.7 | 48.6 |

as observaciones se efectuaron según hora oficial de Chile (75° de long.)

Allen Beobachtungen nach chilenischer Einheitszeit (75° Länge).

**CONTULMO** (H = 50 m) **AGOSTO 1912** φ = 38° 02′ S λ = 73° 12′ W $C_g$ = –

| Día / Tag | Barómetro Barometer 700 mm + 7a | 2p | 9p | Temperatura del aire Lufttemperatur (°) 7a | 2p | 9p | Max. | Min. | Humedad absoluta Absolute Feuchtigkeit mm 7a | 2p | 9p | Humedad relativa Relative Feuchtigkeit % 7a | 2p | 9p | Dirección y fuerza del viento Richtung und Stärke des Windes 0—12 B 7a | 2p | 9p | Nebulosidad Bewölkung 0—10 7a | 2p | 9p | Agua caída Niederschlag mm 7a - 7a | Notas Bemerkungen |
|---|---|---|---|---|---|---|---|---|---|---|---|---|---|---|---|---|---|---|---|---|---|---|
| 1 | 65.7 | 64.2 | 63.4 | 6.6 | 10.3 | 5.3 | | | 6.1 | 7.9 | 6.5 | 84 | 85 | 97 | W 3 | W 4 | W 3 | 10 | 10 | 8 | 5.9 | ●⁰ 6a30-10a, 1p10-3 |
| 2 | 59.2 | 55.4 | 54.0 | 6.6 | 13.0 | 11.2 | | | 6.9 | 8.0 | 9.0 | 94 | 72 | 92 | NW 3 | NW 4 | NW 5 | 10 | 10 | 10 | 1.7 | ●⁰ 4a30-7a10, ●² 4 |
| 3 | 55.3 | 57.1 | 59.9 | 11.5 | 9.3 | 5.4 | | | 8.7 | 7.3 | 6.0 | 87 | 84 | 89 | NW 5 | NW 4 | NW 3 | 10 | 10 | 9 | **53.6** | ● MN-1p40 |
| 4 | 61.8 | 62.9 | 64.3 | 3.2 | 9.4 | 4.4 | | | 5.4 | 4.9 | 5.6 | 93 | 56 | 90 | W 3 | W 4 | W 3 | 8 | 8 | 0 | 10.7 | |
| 5 | 63.3 | 60.0 | 58.9 | 2.2 | 12.8 | 6.8 | | | 4.2 | 5.9 | 6.6 | 79 | 54 | 90 | S 4 | S 3 | SW 3 | 1 | 3 | 9 | — | ⌐ am |
| 6 | 54.0 | 52.8 | 55.6 | 8.4 | 11.6 | 9.2 | | | 6.9 | 7.5 | 7.5 | 84 | 74 | 88 | NW 3 | NW 4 | NW 4 | 10 | 10 | 6 | — | ● 9a-II |
| 7 | 55.6 | 55.4 | 58.0 | 9.2 | 14.0 | 11.4 | | | 7.3 | 8.2 | 7.1 | 84 | 69 | 71 | NW 4 | NW 4 | W 5 | 4 | 10 | 2 | 3.5 | ● a interv 1a-2p30 |
| 8 | 59.2 | 59.3 | 61.8 | 6.9 | 16.1 | 8.0 | | | 6.9 | 8.4 | 7.5 | 93 | 61 | 93 | SE 3 | W 4 | S 3 | 3 | 4 | 0 | 0.8 | |
| 9 | 62.1 | 60.8 | 62.1 | 5.4 | 18.4 | 8.3 | | | 6.5 | **10.1** | 8.0 | 97 | 63 | 98 | S 3 | S 3 | S 2 | 0 | 1 | 10 | — | ⊿ an |
| 10 | 63.9 | 64.6 | 58.6 | 2.0 | 10.9 | 9.0 | | | 5.1 | 7.5 | 7.5 | 96 | 77 | 88 | S 3 | W 4 | W 3 | 0 | 10 | 10 | — | ⊿ an |
| 11 | 61.8 | 59.4 | 58.5 | 6.6 | 15.5 | 5.8 | | | 6.6 | 6.8 | 6.4 | 91 | 52 | 93 | W 3 | W 4 | S 3 | 4 | 5 | 0 | — | ⊿ an |
| 12 | 56.8 | 53.9 | 54.4 | 1.8 | 14.6 | 7.1 | | | 5.1 | 6.6 | 6.8 | 96 | 53 | 90 | S 3 | E 5 | W 4 | 3 | 6 | 9 | — | ⊿ an; ⊕ 1p30 |
| 13 | 52.3 | **50.3** | 51.3 | 8.6 | 12.9 | 11.7 | | | 6.6 | 7.5 | 7.5 | 79 | 68 | 74 | NW 4 | N 5 | N 4 | 10 | 10 | 10 | — | ●¹ 0p50-6p, 9p40-M |
| 14 | 52.0 | 51.8 | 53.0 | 11.3 | 14.3 | 11.6 | | | 7.8 | 7.4 | 7.2 | 78 | 61 | 71 | NW 4 | NW 6 | NW 6 | 8 | 6 | 2 | 18.3 | ●¹ 1a-2p; ↙ 7p25 V |
| 15 | 53.7 | 56.6 | 60.5 | 8.9 | 9.0 | 6.1 | | | 7.9 | 6.7 | 6.0 | 93 | 78 | 86 | NW 5 | NW 4 | NW 4 | 10 | 5 | 10 | 11.1 | ●¹ 0a35-2p10, ||| 6p |
| 16 | 60.9 | 60.9 | 62.0 | 5.7 | 12.7 | 6.4 | | | 6.3 | 7.3 | 6.8 | 93 | 67 | 94 | NW 3 | NW 4 | W 3 | 6 | 4 | 0 | 13.5 | ●¹ 0a10-7a, 8a20-11 |
| 17 | 60.3 | 59.3 | 59.1 | 4.3 | 12.0 | 6.1 | | | 5.9 | 6.9 | 6.5 | 96 | 66 | 93 | S 3 | W 3 | NW 3 | 6 | 10 | 2 | 2.8 | ● 1a40-3a30; ∪ 7p2 |
| 18 | 58.7 | 57.9 | 60.3 | 3.4 | 11.7 | 4.3 | | | 5.5 | 6.7 | 6.1 | 95 | 66 | 98 | NW 3 | NW 4 | W 3 | 9 | 9 | 2 | — | ● 3p50-6p30; ⊿ 1 |
| 19 | 61.5 | 62.3 | 63.4 | 5.4 | 11.1 | 7.8 | | | 5.8 | 6.0 | 6.5 | 86 | 61 | 82 | NE 4 | NE 5 | NE 4 | 6 | 8 | 10 | 1.4 | ||| MN-8a, 4p, 8p-11p; |
| 20 | 63.4 | 63.2 | 66.2 | 1.8 | 13.0 | 3.2 | | | 5.1 | 6.9 | 5.6 | 96 | 62 | 97 | NW 3 | W 3 | W 3 | 6 | 3 | 4 | 0.7 | ⌐ 1; ∪ 6p15. Lleg |
| 21 | 67.6 | 65.3 | 66.2 | 1.2 | 10.1 | 8.9 | | | 4.6 | 6.9 | 8.0 | 92 | 75 | 95 | SW 4 | NW 4 | NW 3 | 6 | 10 | 10 | — | ||| 7a10-4p, ●² 4p10 |
| 22 | 67.3 | 66.5 | 67.3 | 5.9 | 15.1 | 9.8 | | | 6.9 | 8.8 | 7.3 | **99** | 69 | 82 | SW 3 | SW 4 | SW 4 | 4 | 6 | 10 | 21.9 | ||| 2a30-4a, 7a-9a, FI |
| 23 | 65.2 | 63.9 | 63.8 | 9.0 | 15.8 | 10.7 | | | 8.0 | 10.0 | 9.0 | 95 | 75 | 94 | W 3 | W 4 | S 3 | 10 | 6 | 6 | 0.2 | ||| 7a10-9a, 11p-MN; |
| 24 | 63.3 | 62.5 | 63.3 | 9.8 | 16.1 | 11.6 | | | 8.7 | 8.9 | 9.7 | 96 | 65 | 96 | S 4 | SW 4 | SW 2 | 10 | 10 | 10 | 0.3 | ||| MN-7a, 8a-11a, ● |
| 25 | 62.8 | 59.8 | 60.9 | 11.1 | 19.3 | 7.2 | | | 9.5 | 9.8 | 7.0 | 96 | 59 | 93 | SW 2 | SW 3 | W 4 | 8 | 4 | 4 | 4.4 | ● MN-6a, ||| 8a; ∪ |
| 26 | 59.3 | 59.3 | 64.2 | 8.7 | 11.0 | 6.8 | | | 7.8 | 8.2 | 7.0 | 93 | 83 | 94 | W 3 | W 5 | S 3 | 10 | 9 | 4 | 2.1 | ●⁰ 2a30-7a, ||| 8a20- |
| 27 | 67.3 | 66.7 | 67.9 | 4.2 | 14.3 | 6.4 | | | 5.1 | 6.1 | 7.0 | 82 | 50 | 98 | SE 4 | SE 4 | S 4 | 3 | 2 | 0 | 1.8 | ⊿ 1 [0p- |
| 28 | **68.9** | 66.6 | 66.6 | 2.9 | 15.8 | 7.5 | | | 4.1 | 4.7 | 4.2 | 73 | 35 | 56 | S 4 | S 4 | S 4 | 1 | 0 | 0 | — | ⌐ 1 |
| 29 | 66.0 | 64.0 | 64.5 | 4.5 | 18.3 | 3.5 | | | 3.5 | 6.5 | 4.5 | 56 | 42 | 77 | S 4 | S 5 | S 4 | 0 | 0 | 0 | — | ⌐ 1 |
| 30 | 64.4 | 63.9 | 65.2 | 2.9 | 17.2 | 11.7 | | | 4.2 | 5.1 | 3.5 | 74 | 35 | 34 | S 4 | S 4 | S 5 | 0 | 0 | 0 | — | ⌐ 1 |
| 31 | 65.0 | 62.1 | 62.3 | 6.5 | 20.4 | 4.4 | | | 3.3 | **2.9** | 5.3 | 46 | **16** | 85 | S 6 | S 6 | S 3 | 0 | 0 | 0 | — | |
| Pro. Mit. | 61.2 | 60.3 | 61.2 | 6.0 | 13.7 | 7.7 | | | 6.2 | 7.2 | 6.7 | 87 | 62 | 86 | 3.6 | 4.1 | 3.6 | 5.7 | 6.1 | 5.0 | 154.7 | |

**ISLA MOCHA (W)** (H = 20 m) **AGOSTO 1912** φ = 38° 21′ S λ = 73° 58′ W $C_g$ = –

| | | | | | | | | | | | | | | | | | | | | | | |
|---|---|---|---|---|---|---|---|---|---|---|---|---|---|---|---|---|---|---|---|---|---|---|
| 1 | 67.4 | 66.1 | 64.3 | 11.0 | 10.9 | 11.0 | 14.5 | 10.0 | 8.6 | 8.6 | 8.8 | 87 | 89 | 90 | N 1 | W 1 | NW 2 | 10² | 6 | 10² | — | ●⁰ ch 7a15-0p55, ||| 8p |
| 2 | 59.3 | 55.4 | 53.2 | 11.2 | 11.9 | 11.5 | 13.5 | 10.0 | 9.0 | 9.2 | 8.6 | 92 | 90 | 86 | N 2 | N 2 | N 3 | 10² | 10² | 10² | 5.0 | ●⁰ a interv 9a5-8p55 |
| 3 | 57.3 | 59.5 | 61.9 | 9.0 | 9.0 | 8.5 | 12.2 | 5.9 | 7.5 | 6.0 | 5.5 | 88 | 70 | 66 | S 1 | S 2 | S 1 | 10² | 6¹ | 8¹ | **14.2** | ●⁰ 3a40-6a, ●⁰ ch 4p |
| 4 | 64.5 | 65.5 | 66.9 | 7.9 | 8.0 | 5.2 | 12.0 | 4.9 | **4.8** | 5.3 | 6.3 | 60 | 65 | 95 | SW 1 | SW 1 | S 1 | 8¹ | 6² | 0 | 0.1 | ●⁰ ch 1p20, ●⁰ gt 4p |
| 5 | 65.2 | 62.7 | 61.0 | 4.2 | 8.0 | 7.0 | 14.2 | 2.2 | 6.0 | 5.5 | 5.8 | 97 | 68 | 77 | S 1 | S 1 | SW 1 | 5 | 6 | 8¹ | 0.3 | |
| 6 | 55.1 | 53.6 | 56.1 | 7.7 | 10.3 | 10.5 | 13.1 | 6.3 | 6.1 | 7.8 | 8.9 | 77 | 83 | 94 | E 1 | N 2 | N 3 | 10² | 10¹ | 10² | — | ●¹ 9a10-1p |
| 7 | 56.4 | 56.4 | 59.3 | 11.2 | 12.9 | 11.9 | **20.0** | 10.0 | 8.6 | 8.8 | 8.6 | 86 | 80 | 84 | NE 2 | NE 1 | N 2 | 7⁰ | 8¹ | 2 | 11.5 | ●² 4a20-5a50, ●⁰ ch |
| 8 | 60.9 | 62.0 | 64.1 | 8.6 | 11.9 | 10.5 | 15.3 | 7.5 | 7.4 | 8.6 | 8.9 | 89 | 84 | 94 | S 1 | S 1 | S 1 | 4¹ | 2⁰ | 10 | 1.4 | |
| 9 | 65.0 | 64.4 | 64.8 | 9.7 | 9.3 | 10.0 | 15.2 | 8.1 | 7.9 | 8.0 | 7.7 | 88 | 92 | 84 | S 2 | S 1 | SW 2 | 10¹ | 5⁰ | 5¹ | — | |
| 10 | 66.0 | 67.1 | 65.3 | 9.5 | 9.9 | 9.0 | 15.1 | 7.1 | 6.3 | 7.8 | 7.6 | 71 | 86 | 89 | S 1 | N 1 | N 1 | 6¹ | 8¹ | 10² | — | |
| 11 | 62.6 | 62.7 | 59.8 | 9.2 | 10.2 | 10.9 | 16.5 | 8.0 | 7.5 | 7.8 | 8.4 | 87 | 84 | 87 | N 1 | N 1 | N 1 | 10¹ | 8⁰ | 6¹ | — | |
| 12 | 57.5 | 55.4 | 55.0 | 10.0 | 11.9 | 11.0 | 14.7 | 9.0 | 8.0 | 7.9 | 8.6 | 87 | 76 | 87 | NE 1 | N 1 | N 2 | 8² | 6¹ | 10² | — | |
| 13 | 52.6 | 54.4 | **51.8** | 11.8 | 11.5 | 12.0 | 16.1 | 8.1 | 6.9 | 9.4 | 9.4 | 67 | 93 | 91 | N 4 | N 5 | N 4 | 10¹ | 10² | 8² | — | ●¹ ch 9a10-9p30; ↙ |
| 14 | 51.7 | 52.1 | 52.7 | 12.1 | 12.4 | 11.0 | 14.9 | 7.3 | 9.4 | 8.9 | 8.6 | 90 | 85 | 87 | N 3 | N 3 | NE 3 | 6² | 5² | 5² | 9.9 | ●¹ a interv 2a5-9a, ● |
| 15 | 54.4 | 57.5 | 60.7 | 10.0 | 8.5 | 10.0 | 16.0 | 7.0 | 8.0 | 6.7 | 8.7 | 87 | 81 | 95 | W 1 | NW 1 | NW 2 | 9² | 7⁰ | 5¹ | 11.3 | ●¹ y ●⁰ ch a interv; ◠ |
| 16 | 61.7 | 62.2 | 63.8 | 10.2 | 10.3 | 9.7 | 16.1 | 6.9 | 7.6 | 7.2 | 6.0 | 82 | 76 | 66 | NW 2 | NW 1 | W 1 | 6² | 4¹ | 3 | 3.0 | ●¹ 9a30-3p45, ●⁰ ch 7 |
| 17 | 62.3 | 61.2 | 61.1 | 7.4 | 10.1 | 7.3 | 15.0 | 6.2 | 6.5 | 7.9 | 6.8 | 85 | 86 | 89 | NW 1 | NW 1 | NW 1 | 7⁰ | 9¹ | 5⁰ | 2.7 | ●¹ ch 8a55 [E-W |
| 18 | 60.0 | 60.4 | 61.8 | 7.0 | 10.1 | 7.4 | 12.0 | 5.4 | 6.4 | 7.6 | 6.2 | 85 | 82 | 80 | NW 1 | N 1 | N 1 | 8² | 4² | 2 | 2.4 | ●¹ 1a10-2a25, 7a-8a45 |
| 19 | 64.4 | 65.0 | 66.6 | 7.6 | 10.0 | 8.0 | 17.2 | 5.0 | 6.8 | 6.8 | 6.9 | 88 | 74 | 86 | SE 1 | N 1 | N 1 | 8¹ | 5¹ | 10² | 1.6 | ●¹ gt 4p40; ◠ S E 1p3 |
| 20 | 66.0 | 65.7 | 66.3 | 6.3 | 10.0 | 9.7 | 13.3 | 5.1 | 6.3 | 6.8 | 5.1 | 88 | 74 | **57** | NE 1 | NE 1 | N 1 | 8¹ | 6¹ | 4¹ | 4.6 | ●¹ 0a28-5a30 |
| 21 | 69.0 | 66.8 | 67.9 | 10.0 | 10.6 | 11.0 | 12.2 | **0.4** | 7.1 | 8.8 | 8.6 | 78 | 93 | 87 | N 2 | N 1 | NW 1 | 9¹ | 10⁰ | 8¹ | — | ●⁰ 8a53-7p20; ≡¹ 9a |
| 22 | 69.4 | 69.5 | 69.9 | 11.0 | 12.2 | 11.6 | 12.9 | 8.3 | 8.9 | 9.8 | 9.4 | 91 | 94 | 94 | W 1 | NW 1 | W 1 | 10² | 9¹ | 10² | 11.8 | ≡² MN-6a, ≡ 8p10-M |
| 23 | 67.7 | 66.6 | 66.4 | 11.2 | 12.0 | 9.8 | 13.0 | 8.5 | 9.6 | 9.8 | 8.1 | 97 | 95 | 89 | W 1 | SW 1 | SW 1 | 10² | 9² | 4 | 0.6 | ≡ MN-5p40 |
| 24 | 65.3 | 65.2 | 66.1 | 11.2 | 12.5 | 12.0 | 13.0 | 9.1 | 9.6 | **9.9** | 9.3 | 97 | 93 | 90 | NE 1 | NW 1 | W 1 | 10⁰ | 10¹ | 10² | 0.3 | ≡ 7p8-MN |
| 25 | 64.6 | 63.3 | 62.8 | 10.6 | 11.0 | 10.2 | 13.2 | 8.0 | 8.8 | 8.6 | 8.9 | 93 | 87 | 96 | S 1 | S 1 | S 1 | 7² | 2 | 10² | 0.9 | ||| 8p55-MN; ≡ MN-5 |
| 26 | 60.3 | 62.5 | 67.1 | 11.4 | 10.0 | 10.5 | 13.1 | 7.1 | 9.6 | 9.0 | 8.9 | 96 | **99** | 94 | N 1 | S 1 | S 1 | 10² | 8² | 3 | 4.6 | ||| 0a5-5a50, ●⁰ 9a30- |
| 27 | 70.1 | 70.7 | **72.4** | 9.9 | 9.9 | 9.9 | 13.2 | 7.9 | 7.1 | 6.9 | 6.9 | 79 | 75 | 75 | S 2 | S 1 | S 1 | 7¹ | 5¹ | 4⁰ | 6.3 | |
| 28 | 72.2 | 70.7 | 70.3 | 8.0 | 9.8 | 10.2 | 12.8 | 7.0 | 6.9 | 6.0 | 9.0 | 86 | 66 | 97 | S 2 | S 2 | S 2 | 2⁰ | 0 | 0 | — | |
| 29 | 69.0 | 68.0 | 67.9 | 9.4 | 10.0 | 9.8 | 13.0 | 8.9 | 8.3 | 8.9 | 8.1 | 95 | 98 | 89 | S 2 | S 2 | S 2 | 0 | 0 | 0 | — | |
| 30 | 67.6 | 67.7 | 68.1 | 9.0 | 10.0 | 9.8 | 12.0 | 7.0 | 6.3 | 6.8 | 8.1 | 73 | 74 | 89 | S 2 | S 2 | S 2 | 2¹ | 0 | 0 | — | |
| 31 | 66.9 | 64.8 | 65.0 | 8.0 | 12.0 | 11.1 | 13.5 | 6.2 | 6.9 | 7.7 | 7.3 | 86 | 74 | 74 | S 1 | S 2 | S 1 | 0 | 0 | 0 | — | |
| Pro. Mit. | 63.0 | 62.7 | 63.2 | 9.4 | 10.6 | 9.9 | 14.1 | 7.0 | 7.6 | 7.9 | 7.9 | 86 | 83 | 86 | 1.4 | 1.4 | 1.5 | 7 3 | 5.9 | 5.5 | 92.5 | |

Barómetro reducido a 0°C y a gravedad normal. Barometer reduciert auf 0°C und Normals

(1) Los robles estan brotando. (2) las golondrinas. (3) ciruelos, damascos y duraznos. (4) 6p35-11p7; ⌜↙ 7p17 NNE relámpagos azules. (5) 3p13.

**TULMO** (H = 50 m) **AGOSTO 1912** φ = 38° 02′ S λ = 73° 12′ W $h_a$ = —

| mp. a la temp. Temp. Freien. (° | Velocidad del viento Windgeschwindigkeit m/minuto | | | km | | | | | Nubes (clase y dirección) Wolken (Art und Richtung) | | | Agua caída Niederschlag mm | | | Evaporación Verdunstung mm | | | |
|---|---|---|---|---|---|---|---|---|---|---|---|---|---|---|---|---|---|---|
| ax. Min. | 7a | 2p | 9p | 9p-7a | 7a-2p | 2p-9p | 7a-7a | k/1h | 7a | 2p | 9p | 7a | 2p | 9p | 7a | 2p | 9p | 7a-7a |
| | | | | | | | | | fr-ni NW | fr-ni W | str W | 0.1 | 0.5 | 0.4 | | | | |
| | | | | | | | | | fr-ni NW | fr-ni NW | ni NW | 0.8 | 0.2 | 30.7 | | | | |
| | | | | | | | | | fr-ni NW | fr-ni NW | fr-str NW | 22.7 | 10.7 | — | | | | |
| | | | | | | | | | fr-str W | fr-str W | | — | — | — | | | | |
| | | | | | | | | | a-str S | a-str S | fr-str SW | — | — | — | | | | |
| | | | | | | | | | fr-ni NW | fr-ni NW | fr-str NW | — | 2.3 | 0.2 | | | | |
| | | | | | | | | | fr-ni NW | fr-ni NW | fr-str W | 1.0 | 0.7 | 0.1 | | | | |
| | | | | | | | | | fr-str E | cu SW | | — | — | — | | | | |
| | | | | | | | | | | str S | str | — | — | — | | | | |
| | | | | | | | | | | fr-str W | fr-str W | — | — | — | | | | |
| | | | | | | | | | a-str W | a-str W | | — | — | — | | | | |
| | | | | | | | | | fr-str S | fr-str W | fr-str W | — | — | — | | | | |
| | | | | | | | | | fr-ni NW | fr-ni N | fr-ni N | — | 0.3 | 7.5 | | | | |
| | | | | | | | | | fr-ni NW | fr-ni NW | str NW | 10.5 | 0.7 | — | | | | |
| | | | | | | | | | ni NW | fr-ni NW | ni NW | 10.4 | 11.1 | 0.0 | | | | |
| | | | | | | | | | fr-ni NW | fr-ni NW | | 2.4 | 2.0 | 0.0 | | | | |
| | | | | | | | | | fr-str S | fr-str W | fr-str NW | 0.8 | — | — | | | | |
| | | | | | | | | | fr-str NW | str-cu NW | str W | — | — | 1.3 | | | | |
| | | | | | | | | | fr-str NE | fr-str NE | fr-ni NE | 0.1 | 0.0 | 0.6 | | | | |
| | | | | | | | | | fr-str NW | fr-str W | fr-str W | 0.1 | — | — | | | | |
| | | | | | | | | | str-cu SW | fr-ni NW | ni NW | — | 0.6 | 20.5 | | | | |
| | | | | | | | | | fr-str SW | fr-str SW | fr-str SW | 0.8 | 0.1 | — | | | | |
| | | | | | | | | | fr-str W | fr-str W | fr-str S | 0.1 | 0.1 | — | | | | |
| | | | | | | | | | fr-str S | fr-str SW | ni SW | 0.2 | 0.7 | 1.4 | | | | |
| | | | | | | | | | fr-str SW | fr-str SW | str W | 2.3 | 0.1 | — | | | | |
| | | | | | | | | | ni W | fr-ni W | fr-str S | 2.0 | 1.7 | 0.1 | | | | |
| | | | | | | | | | fr-str SE | fr-str SE | | — | — | — | | | | |
| | | | | | | | | | a-str S | | | — | — | — | | | | |
| | | | | | | | | | | | | — | — | — | | | | |
| | | | | | | | | | | | | — | — | — | | | | |
| | | | | | | | | | | | | — | — | — | | | | |
| | | | | | | | | | | | | 54.3 | 31.8 | 62.8 | | | | |

**LA MOCHA (W)** (H = 20 m) **AGOSTO 1912** φ = 38° 21′ S λ = 73° 58′ W $h_a$ = —

| | | | | | | | | | | | | | | | | | | |
|---|---|---|---|---|---|---|---|---|---|---|---|---|---|---|---|---|---|---|
| | | | | | | | | | ni | cu | ni | — | 4.5 | 0.0 | | | | |
| | | | | | | | | | ni | ni | ni | 0.5 | 1.1 | 7.7 | | | | |
| | | | | | | | | | cu | ci-cu | ci-cu | 5.4 | — | 0.0 | | | | |
| | | | | | | | | | ci-cu | cu | | 0.1 | 0.3 | 0.0 | | | | |
| | | | | | | | | | ci | ci-cu | ci-cu | — | — | — | | | | |
| | | | | | | | | | ni | ni | ni | — | 7.1 | — | | | | |
| | | | | | | | | | cu-ni | cu-ni | cu | 4.4 | 0.5 | 0.7 | | | | |
| | | | | | | | | | ci-cu | cu | | 0.2 | — | — | | | | |
| | | | | | | | | | ni | ni | ni | — | — | — | | | | |
| | | | | | | | | | ci-cu | ni | ni | — | — | — | | | | |
| | | | | | | | | | ni | cu | cu | — | — | — | | | | |
| | | | | | | | | | cu-ni | cu-ni | ni | — | — | — | | | | |
| | | | | | | | | | cu-ni | ni | ni | — | 1.2 | 3.9 | | | | |
| | | | | | | | | | ni | ci-cu | ni | 4.8 | 3.2 | 0.8 | | | | |
| | | | | | | | | | ni | cu | cu | 7.3 | 2.2 | 0.8 | | | | |
| | | | | | | | | | fr-ni | ci-cu | cu | — | 0.5 | 2.2 | | | | |
| | | | | | | | | | cu | ni | cu | — | 0.1 | — | | | | |
| | | | | | | | | | cu-ni | cu-ni | cu | 2.3 | 1.6 | — | | | | |
| | | | | | | | | | cu | cu | ni | — | — | 0.2 | | | | |
| | | | | | | | | | cu-ni | cu | cu | 4.4 | — | — | | | | |
| | | | | | | | | | cu-ni | ni | cu-ni | — | 1.2 | 10.4 | | | | |
| | | | | | | | | | ni E | ni E | cu E | 0.2 | — | — | | | | |
| | | | | | | | | | cu-ni E | cu | cu | 0.6 | 0.2 | — | | | | |
| | | | | | | | | | ni | ni | ni | 0.1 | — | — | | | | |
| | | | | | | | | | cu | cu | ni | 0.9 | — | — | | | | |
| | | | | | | | | | ni | cu-ni | cu | 4.6 | 6.3 | — | | | | |
| | | | | | | | | | cu | cu | cu | — | — | — | | | | |
| | | | | | | | | | cu | | | — | — | — | | | | |
| | | | | | | | | | | | | — | — | — | | | | |
| | | | | | | | | | cu | | | — | — | — | | | | |
| | | | | | | | | | | | | — | — | — | | | | |
| | | | | | | | | | | | | 35.8 | 30.0 | 26.7 | | | | |

Las observaciones se efectuaron según hora oficial de Chile (75° de long.)

Alle Beobachtungen nach chilenischer Einheitszeit (75° Länge).

**VALDIVIA** (H = 15 m) **AGOSTO 1912** φ = 39° 48′ S λ = 73° 15′ W $C_g = \frac{-0.4}{-0.3}$

| Día / Tag | Barómetro Barometer 700 mm + 7a | 2p | 9p | Temperatura del aire Lufttemperatur C° 7a | 2p | 9p | Max. | Min. | Humedad absoluta Absolute Feuchtigkeit mm 7a | 2p | 9p | Humedad relativa Relative Feuchtigkeit % 7a | 2p | 9p | Dirección y fuerza del viento Richtung und Stärke des Windes 0—12 B 7a | 2p | 9p | Nebulosidad Bewölkung 0—10 7a | 2p | 9p | Agua caída Niederschlag mm 7a-7a | Notas Bemerkungen |
|---|---|---|---|---|---|---|---|---|---|---|---|---|---|---|---|---|---|---|---|---|---|---|
| 1 | 66.7 | 65.0 | 63.2 | 7.0 | 9.7 | 7.6 | 10.0 | 7.0 | 7.2 | 6.6 | 6.8 | 96 | 73 | 87 | C 0 | WNW 2 | C 0 | 10 | 10 | 10 | 10.7 | ●¹ MN-6a, 11p30-M |
| 2 | 56.8 | 53.9 | 52.1 | 9.6 | 11.0 | 9.8 | 11.7 | 7.5 | 8.3 | 8.8 | 8.5 | 93 | 90 | 94 | N 2 | NW 2 | NE 3 | 10 | 10 | 10 | 11.3 | ●² a interv todo el |
| 3 | 56.8 | 58.2 | 61.0 | 5.5 | 8.2 | 5.7 | 11.5 | 5.4 | 6.1 | 4.8 | 4.4 | 90 | 59 | 65 | SSE 1 | SSE 2 | S 1 | 10 | 10 | 9 | **69.8** | ●² MN-5a |
| 4 | 64.8 | 65.2 | 67.0 | -1.3 | 8.3 | 3.2 | 8.9 | **-1.5** | **4.1** | 4.3 | 5.1 | 99 | 53 | 89 | C 0 | C 0 | S 1 | 10 | 8 | 8 | — | V |
| 5 | 67.3 | 63.2 | 61.8 | 1.0 | 8.5 | 6.1 | 9.5 | -0.4 | 4.8 | 5.9 | 5.7 | 97 | 72 | 81 | C 0 | N 1 | C 0 | 10 | 3 | 10 | — | ≡ am-11a |
| 6 | 57.4 | 55.0 | 57.2 | 5.5 | 6.9 | 7.2 | 7.5 | 4.4 | 5.5 | 6.9 | 7.4 | 82 | 93 | 97 | C 0 | SSE 1 | C 0 | 10 | 10 | 10 | — | ●¹ 7a25-n; ⌓ an |
| 7 | 58.2 | 58.4 | 60.7 | 7.7 | 12.8 | 10.0 | 13.0 | 6.7 | 7.4 | 8.2 | 8.3 | 94 | 75 | 90 | C 0 | C 0 | C 0 | 9 | 7 | 10 | 15.8 | ●¹ an, ● ch; ≡ |
| 8 | 61.9 | 61.9 | 64.3 | 4.0 | 13.6 | 6.2 | 14.5 | 3.7 | 6.0 | 8.5 | 6.6 | 99 | 73 | 93 | C 0 | C 0 | C 0 | 10 | 2 | 2 | 3.0 | ≡ n-9a |
| 9 | 65.3 | 64.1 | 65.0 | 5.4 | 7.6 | 7.2 | 7.7 | 4.5 | 6.5 | 7.2 | 6.5 | 97 | 92 | 85 | C 0 | C 0 | SE 1 | 10 | 10 | 10 | 0.5 | ≡ |
| 10 | 66.2 | 66.6 | 64.4 | 5.7 | 7.4 | 7.0 | 8.0 | 5.6 | 6.2 | 6.5 | 6.9 | 90 | 84 | 92 | C 0 | N 1 | C 0 | 10 | 10 | 10 | — | |
| 11 | 62.7 | 59.9 | 59.2 | 7.4 | 11.5 | 9.0 | 11.5 | 6.7 | 7.1 | 6.4 | 6.9 | 92 | 63 | 80 | C 0 | NNW 2 | NE 2 | 9 | 10 | 9 | — | ⌓ an |
| 12 | 57.8 | 55.4 | 55.8 | 5.4 | 10.9 | 6.3 | 11.3 | 5.1 | 6.3 | 7.4 | 6.9 | 94 | 76 | 96 | NNW 1 | NW 1 | C 0 | 8 | 9 | 6 | — | ≡ p |
| 13 | 53.9 | **50.4** | 50.7 | 5.2 | 10.3 | 10.6 | 11.4 | 4.5 | 6.4 | 8.4 | 8.8 | 97 | 89 | 92 | C 0 | NE 3 | NNE 1 | 10 | 10 | 10 | — | ●¹ 11a 30-MN; ⌓ a |
| 14 | 51.4 | 51.7 | 52.5 | 11.8 | 14.0 | 10.0 | 14.2 | 8.8 | 8.3 | 8.1 | 7.6 | 80 | 68 | 82 | N 2 | N 2 | NNE 1 | 9 | 8 | 10 | 18.0 | ●¹ MN-6p, ●² 6p-n; |
| 15 | 52.5 | 55.6 | 59.1 | 8.5 | 8.4 | 5.0 | 9.7 | 4.9 | 8.0 | 6.0 | 5.7 | 96 | 73 | 87 | NNE 1 | NNE 1 | NNE 1 | 10 | 9 | 6 | 30.6 | ●² a interv, △ 4p3 |
| 16 | 59.4 | 60.5 | 62.1 | 7.7 | 10.2 | 8.1 | 11.0 | 4.8 | 6.8 | 7.0 | 7.2 | 87 | 76 | 88 | NW 2 | NW 3 | NW 1 | 10 | 7 | 8 | 29.1 | ●² a interv |
| 17 | 62.1 | 60.6 | 60.8 | 6.6 | 9.8 | 5.5 | 10.2 | 5.5 | 7.1 | 7.0 | 6.5 | 97 | 77 | 96 | C 0 | C 0 | C 0 | 10 | 9 | 6 | 22.7 | ● ch a interv; ≡ a, |
| 18 | 59.8 | 58.2 | 61.8 | 5.8 | 10.0 | 5.2 | 11.5 | 4.7 | 6.7 | 6.5 | 6.3 | 97 | 71 | 96 | SE 1 | ENE 1 | C 0 | 10 | 6 | 5 | 3.6 | ● ch; ≡ a |
| 19 | 64.4 | 64.7 | 66.8 | 4.8 | 12.1 | 5.6 | 12.6 | 3.7 | 6.3 | 6.7 | 6.3 | 97 | 64 | 93 | C 0 | NW 1 | C 0 | 10 | 5 | 7 | 1.3 | ≡ a; ◠ 2p30 |
| 20 | 66.6 | 64.8 | 67.1 | 3.6 | 13.4 | 6.8 | 14.0 | 3.6 | 5.8 | 6.3 | 6.6 | 98 | 55 | 89 | C 0 | NW 1 | C 0 | 10 | 7 | 2 | — | ● ch 7p; ≡ n-10a; |
| 21 | 68.1 | 65.7 | 66.9 | 5.6 | 8.4 | 6.1 | 8.8 | 4.0 | 6.5 | 7.4 | 6.7 | 96 | 90 | 94 | N 1 | N 1 | NE 1 | 10 | 10 | 9 | 1.2 | ●¹ 4a-8a, ●² 8a-M |
| 22 | 69.1 | 68.0 | 67.7 | 5.4 | 11.0 | 9.8 | 11.2 | 4.3 | 6.5 | 9.1 | 8.7 | 97 | 93 | 96 | C 0 | NNW 1 | C 0 | 10 | 10 | 10 | 40.6 | ●² MN-1a, ‖ 10a30 |
| 23 | 65.2 | 64.7 | 65.1 | 10.0 | 14.5 | 11.1 | 15.2 | 9.5 | 9.0 | 8.9 | 9.3 | 98 | 72 | 94 | N 1 | WNW 2 | NNW 1 | 9 | 7 | 10 | 9.3 | ‖ MN-6a; ●¹ 8p30- |
| 24 | 63.7 | 62.7 | 64.1 | 11.0 | 12.1 | 10.6 | 12.2 | 10.0 | 9.4 | **9.7** | 7.8 | 95 | 92 | 81 | C 0 | W 2 | W 1 | 10 | 10 | 9 | 5.6 | ‖ n-7p |
| 25 | 65.2 | 61.8 | 61.4 | 6.0 | 14.1 | 10.0 | 14.4 | 5.6 | 6.8 | 7.4 | 7.7 | 97 | 61 | 83 | C 0 | C 0 | W 1 | 10 | 7 | 10 | 6.0 | ≡² n-11a30 |
| 26 | 58.7 | 61.6 | 66.5 | 8.6 | 10.3 | 5.9 | 11.2 | 5.6 | 8.1 | 6.0 | 6.4 | 97 | 64 | 92 | N 1 | SSW 2 | C 0 | 10 | 8 | 9 | 6.8 | ●² 2a-10a |
| 27 | 70.2 | 69.8 | 72.2 | 1.5 | 11.1 | 4.6 | 12.1 | 0.7 | 4.9 | 4.6 | 6.0 | 97 | 47 | 94 | C 0 | SE 1 | C 0 | 10 | 7 | 1 | 13.2 | ≡ n-9a |
| 28 | **73.1** | 71.1 | 71.2 | -0.1 | 12.4 | 5.5 | 12.7 | -0.6 | 4.6 | **4.1** | 4.7 | **00** | 38 | 70 | C 0 | S 2 | S 1 | 10 | 1 | 3 | — | ⌓ an, ≡² am-8a30 |
| 29 | 70.4 | 67.7 | 68.1 | 0.9 | 13.9 | 7.0 | 14.0 | -0.3 | 4.6 | 4.8 | 4.2 | 95 | 40 | 56 | C 0 | SSE 2 | SE 2 | 0 | 1 | 0 | — | ⌓ an |
| 30 | 68.6 | 67.9 | 69.6 | 5.3 | 15.1 | 6.3 | 15.5 | 3.6 | 5.3 | 4.8 | 5.2 | 79 | **87** | 73 | SSE 2 | SE 2 | C 0 | 2 | 1 | 1 | — | |
| 31 | 69.2 | 65.4 | 65.0 | -0.6 | 17.9 | 5.4 | **19.0** | -1.1 | 4.2 | 5.7 | 5.5 | 96 | **87** | 82 | C 0 | NNE 1 | C 0 | 10 | 5 | 0 | — | ⌓ an, ≡² an-8a |
| Pro. Mit. | 63.0 | 61.9 | 62.9 | 5.5 | 11.1 | 7.2 | 11.8 | 4.4 | 6.5 | 6.8 | 6.7 | 94 | 69 | 87 | 0.5 | 1.3 | 0.6 | 9.2 | 7.3 | 7.1 | 299.1 | |

**LOS RISCOS** (H = 61 m) **AGOSTO 1912** φ = 41° 13′ S λ = 72° 48′ W $C_g$ =

| | | | | | | | | | | | | | | | | | | | | | | |
|---|---|---|---|---|---|---|---|---|---|---|---|---|---|---|---|---|---|---|---|---|---|---|
| 1 | 61.0 | 59.6 | 57.4 | 5.6 | 8.8 | 7.2 | 8.8 | | | | | | | | C 0 | NE 1 | N 2 | 9 | 10 | 10 | 9.7 | ● ch |
| 2 | 50.2 | 47.2 | 47.7 | 9.3 | 9.6 | 8.4 | 10.0 | | | | | | | | N 5 | N 3 | C 0 | 10 | 10 | 10 | 2.7 | ●¹ todo el dia |
| 3 | 51.3 | 53.2 | 56.0 | 3.4 | 7.4 | 3.2 | 9.6 | | | | | | | | SW 2 | S 2 | S 2 | 3 | 7 | 2 | 36.1 | ● MN-8a |
| 4 | 59.4 | 60.6 | 62.1 | 2.0 | 7.5 | 4.2 | 8.1 | | | | | | | | ESE 1 | C 0 | C 0 | 4 | 8 | 4 | 0.0 | |
| 5 | 61.4 | 59.3 | 56.2 | 1.6 | 10.2 | 6.8 | 10.5 | | | | | | | | C 0 | C 0 | ENE 2 | 2 | 8 | 3 | — | ⌓ an |
| 6 | 52.8 | 51.5 | 52.3 | 7.7 | 8.8 | 7.4 | 9.9 | | | | | | | | ENE 6 | NE 5 | NE 4 | 10 | 10 | 10 | — | ● 1p-n |
| 7 | 53.9 | 54.6 | 56.2 | 7.9 | 13.6 | 7.2 | 15.2 | | | | | | | | NE 1 | C 0 | C 0 | 8 | 7 | 0 | 6.7 | |
| 8 | 57.4 | 58.0 | 59-5 | 5.6 | 13.7 | 5.9 | 14.2 | | | | | | | | ESE 1 | C 0 | C 0 | 1 | 1 | 1 | — | |
| 9 | 60.0 | 59.6 | 60.6 | 6.0 | 7.5 | 7.1 | 8.5 | | | | | | | | C 0 | C 0 | C 0 | 10 | 9 | 10 | — | ≡² a |
| 10 | 60.8 | 60.8 | 60.0 | 6.6 | 8.9 | 9.2 | 9.4 | | | | | | | | C 0 | C 0 | N 3 | 9 | 10 | 10 | — | ● n |
| 11 | 56.9 | 53.9 | 53.8 | 8.6 | 10.4 | 9.4 | 10.5 | | | | | | | | N 3 | N 4 | N 3 | 10 | 10 | 10 | 0.4 | ● 4p-9p |
| 12 | 52.4 | 49.8 | 50.5 | 10.4 | 11.1 | 7.7 | 11.1 | | | | | | | | N 2 | N 1 | C 0 | 10 | 10 | 9 | 5.0 | |
| 13 | 47.3 | 46.0 | **45.4** | 10.2 | 10.8 | 10.8 | 12 0 | | | | | | | | N 3 | N 1 | N 1 | 9 | 10 | 10 | — | ●⁰ 0p30-MN |
| 14 | 46.2 | 46.3 | 46.4 | 9.7 | 12.9 | 9.2 | 12.9 | | | | | | | | N 2 | N 1 | N 3 | 8 | 6 | 5 | 12.2 | ● todo el dia |
| 15 | 47.8 | 49.4 | 53.7 | 7.9 | 7.2 | 5.7 | 10.3 | | | | | | | | N 1 | NNE 1 | NW 2 | 10 | 10 | 3 | 26.6 | ●¹ todo el dia, △ 7p |
| 16 | 52.8 | 52.3 | 56.4 | 6.0 | 7.3 | 8.1 | 8.1 | | | | | | | | N 4 | N 4 | N 2 | 10 | 10 | 10 | 33.0 | ● todo el dia |
| 17 | 56.0 | 56.1 | 56.5 | 6.1 | 9.7 | 6.6 | 10.1 | | | | | | | | C 0 | C 0 | C 0 | 9 | 7 | 9 | 4.2 | ‖ p |
| 18 | 54.9 | 54.9 | 57.6 | 4.6 | 8.9 | 6.3 | 9.5 | | | | | | | | C 0 | C 0 | NE 1 | 10 | 10 | 7 | 1.2 | ● p |
| 19 | 60.1 | 60.7 | 62.7 | 6.8 | 9.4 | 8.2 | 10.7 | | | | | | | | C 0 | SE 2 | E 1 | 9 | 9 | 6 | 3.0 | ⌓ an |
| 20 | 61.0 | 61.2 | 62.2 | 7.4 | 13.8 | 8.6 | 14.5 | | | | | | | | E 2 | E 2 | E 2 | 4 | 6 | 5 | — | |
| 21 | 61.2 | 59.5 | 61.3 | 8.4 | 7.0 | 7.2 | 9.4 | | | | | | | | N 4 | N 3 | N 1 | 10 | 10 | 10 | 0.0 | ● gt am, ● p |
| 22 | 62.5 | 61.6 | 61.7 | 7.5 | 9.5 | 9.7 | 9.9 | | | | | | | | N 1 | N 4 | N 1 | 10 | 10 | 10 | 5.8 | ● todo el dia |
| 23 | 60.3 | 58.9 | 59.1 | 10.2 | 10.6 | 10.8 | 11.9 | | | | | | | | N 3 | N 1 | N 2 | 10 | 10 | 10 | **59.8** | ● an, ●ch p |
| 24 | 56.3 | 56.9 | 59.0 | 10.6 | 9.4 | 8.4 | 11.1 | | | | | | | | N 1 | C 0 | S 1 | 10 | 10 | 10 | 7.2 | ● ch a interv |
| 25 | 60.0 | 57.9 | 56.9 | 8.1 | 10.8 | 7.8 | 11.2 | | | | | | | | C 0 | C 0 | C 0 | 10 | 10 | 10 | 9.1 | ● n |
| 26 | 55.6 | 58.0 | 61.7 | 5.2 | 8.2 | 6.0 | 10.6 | | | | | | | | C 0 | S 4 | S 3 | 10 | 8 | 2 | 10.8 | ● n-II |
| 27 | 64.5 | 63.4 | 67.8 | 3.2 | 9.9 | 4.6 | 10.6 | | | | | | | | C 0 | S 2 | S 1 | 9 | 5 | 2 | 1.7 | ‖ an |
| 28 | **69.0** | 68.2 | 68.4 | 1.4 | 10.9 | 4.8 | *11.1* | | | | | | | | SSE 4 | W 1 | S 1 | 1 | 2 | 3 | — | ⌓² an |
| 29 | 66.0 | 63.8 | 63.8 | 5.0 | 11.8 | 4.4 | 12.2 | | | | | | | | C 0 | S 2 | C 0 | 1 | 1 | 0 | — | ⌓² an |
| 30 | 64.6 | 64.7 | 65.7 | 0.6 | 12.2 | 5.8 | 13.1 | | | | | | | | SE 1 | SW 2 | C 0 | 1 | 0 | 0 | — | ⌓² an |
| 31 | 63.8 | 61.1 | 60.3 | 6.6 | 13.4 | 5.2 | 13.9 | | | | | | | | C 0 | C 0 | C 0 | 1 | 4 | 0 | — | |
| Pro. Mit. | 57.7 | 57.1 | 58.0 | 6.5 | 10.0 | 7.2 | 10.9 | | | | | | | | 1.5 | 1.5 | 1.2 | 7.4 | 7.7 | 6.2 | 235.2 | |

Barómetro reducido a 0°C y a gravedad normal.

Barometer reduciert auf 0°C und Normals

(1) 7p30 N-S relamp. blancos.

**DIVIA** (H = 15 m) **AGOSTO 1912** φ = 39° 48′ S λ = 73° 15′ W $h_a$ = 4 m

| Temp. a la Temp. Freien | Velocidad del viento Windgeschwindigkeit | | | | | | | | Nubes (clase y dirección) Wolken (Art und Richtung) | | | Agua caída Niederschlag | | | Evaporación Verdunstung | | | |
|---|---|---|---|---|---|---|---|---|---|---|---|---|---|---|---|---|---|---|
| | m/minuto | | | km | | | | | | | | mm | | | mm | | | |
| x. Min. | 7a | 2p | 9p | 9p-7a | 7a-2p | 2p-9p | 7a-7a | k/1h | 7a | 2p | 9p | 7a | 2p | 9p | 7a | 2p | 9p | 7a-7a |
| 7 6.5 | 0 | 120 | 20 | 55.2 | 9.8 | 9.0 | 128.9 | 5.4 | ni N | cu-ni WNW | cu-ni | 6.8 | — | — | 0.2 | 0.2 | 0.1 | 0.7 |
| 7 7.4 | 140 | 190 | 200 | 76.8 | 75.6 | 91.6 | 95.6 | 4.0 | ni N | ni N | ni NE | 11.3 | 19.0 | 28.5 | 0.1 | 0.1 | 0.2 | 0.4 |
| 0 5.0 | 110 | 120 | 70 | 80.9 | 59.4 | 14.4 | **248.1** | **10.3** | ni | cu-ni SE | ni N | 22.3 | — | — | 0.2 | 0.2 | 0.3 | 0.5 |
| 8 -2.8 | 0 | 0 | 30 | 3.2 | 3.0 | 8.5 | 77.0 | 3.2 | str | cu-ni | cu S | — | — | — | 0.1 | 0.2 | 0.2 | 0.6 |
| 0 -2.0 | 0 | 75 | 0 | 1.1 | 11.3 | 11.0 | 12.6 | 0.5 | str | ci NW | str-cu | — | — | — | 0.1 | 0.1 | 0.2 | 0.5 |
| 0 3.6 | 0 | 50 | 0 | 0.4 | 6.4 | 2.0 | 22.7 | 0.9 | ni | cu-ni W | cu-ni | — | 5.4 | 8.6 | 0.1 | 0.0 | 0.1 | 0.4 |
| 3 6.6 | 0 | 0 | 0 | 2.0 | 3.0 | 1.6 | 10.4 | 0.4 | cu-ni | cu-ni NE | ni | 1.8 | 0.7 | 1.9 | 0.1 | 0.1 | 0.1 | 0.2 |
| 2 2.8 | 0 | 25 | 0 | 0.9 | 7.2 | 3.1 | **5.5** | **0.2** | str | fr-cu | str | 0.4 | — | — | 0.1 | 0.1 | 0.1 | 0.3 |
| 2 4.4 | 0 | 0 | 110 | 1.0 | 0.8 | 1.4 | 11.3 | 0.5 | str | str-cu | str-cu | 0.5 | — | — | 0.1 | 0.0 | 0.1 | 0.3 |
| 5 5.4 | 0 | 45 | 0 | 18.4 | 11.6 | 3.0 | 20.6 | 0.9 | str-cu | str-cu | str-cu | — | — | — | 0.1 | 0.1 | 0.1 | 0.2 |
| 5 6.1 | 0 | 165 | 115 | 5.6 | 52.2 | 33.8 | 20.2 | 0.8 | str-cu | cu-ni NNW | cu-ni NE | — | — | — | 0.1 | 0.4 | 0.4 | 0.3 |
| 3 4.2 | 40 | 55 | 0 | 21.4 | 23.0 | 2.4 | 107.4 | 4.5 | str | str NW | str | — | — | — | 0.2 | 0.2 | 0.1 | 1.0 |
| 4 4.0 | 0 | 245 | 60 | 3.5 | 31.0 | 73.0 | 28.9 | 1.2 | cu-ni N | ni NE | ni N | — | 4.3 | 8.2 | 0.0 | 0.1 | 0.3 | 0.3 |
| 8 7.7 | 175 | 140 | 110 | 68.2 | 51.6 | 76.8 | 172.2 | 7.2 | cu-ni N | cu-ni N. | cu-ni N | 5.5 | 1.9 | 11.8 | 0.2 | 0.3 | 0.5 | 0.6 |
| 6 3.5 | 80 | 100 | 115 | 97.3 | 37.9 | 47.4 | 225.7 | 9.4 | cu-ni N | cu-ni NW | cu-ni N | 16.9 | 8.0 | 2.3 | 0.4 | 0.3 | 0.1 | 1.2 |
| 0 4.3 | 130 | **275** | 90 | 120.4 | 73.7 | 55.8 | 205.7 | 8.6 | ni NW | cu-ni NW | cu-ni NW | 18.8 | 8.0 | 2.7 | 0.3 | 0.3 | 0.2 | 0.7 |
| 8 4.2 | 0 | 0 | 0 | 19.4 | 7.6 | 6.6 | 148.9 | 6.2 | ni | cu-ni N | str | 12.0 | 3.2 | 0.4 | 0.2 | 0.1 | 0.1 | 0.7 |
| 0 4.0 | 35 | 45 | 0 | 6.1 | 22.8 | 8.8 | 20.3 | 0.8 | str | cu-ni | fr-cu | — | 0.6 | 0.7 | 0.0 | 0.1 | 0.2 | 0.2 |
| 4 2.7 | 20 | 70 | 0 | 2.7 | 21.4 | 15.0 | 34.3 | 1.4 | str | fr-cu N | a-cu N | — | — | — | 0.1 | 0.2 | 0.3 | 0.4 |
| 0 3.0 | 0 | 85 | 0 | 5.8 | 9.7 | 19.8 | 42.2 | 1.8 | str | fr-cu N | a-cu | — | — | 0.3 | 0.1 | 0.2 | 0.3 | 0.6 |
| 8 2.6 | 50 | 35 | 70 | 15.5 | 53.8 | 28.3 | 45.0 | 1.9 | ni N | ni N | cu-ni NW | 0.9 | 24.3 | 12.0 | 0.1 | 0.1 | 0.0 | 0.6 |
| 5 3.7 | 0 | 75 | 0 | 21.2 | 21.5 | 22.0 | 103.3 | 4.3 | str | ni NNW | ni | 4.3 | 1.0 | 1.8 | 0.2 | 0.0 | 0.1 | 0.3 |
| 1 9.3 | 55 | 150 | 35 | 18.9 | 31.6 | 70.9 | 62.4 | 2.6 | ni N | cu-ni WNW | ni NNW | 6.5 | — | 0.4 | 0.1 | 0.2 | 0.2 | 0.2 |
| 5 9.5 | 20 | 125 | 60 | 16.6 | 57.6 | 38.8 | 119.1 | 5.0 | ni N | ni W | ni W | 5.2 | 4.3 | 1.5 | 0.1 | 0.2 | 0.1 | 0.5 |
| 2 5.3 | 25 | 25 | 95 | 9.2 | 18.0 | 17.5 | 105.6 | 4.4 | str | a-cu W | ni W | 0.2 | — | — | 0.0 | 0.2 | 0.3 | 0.3 |
| 1 4.0 | 50 | 175 | 0 | 9.6 | 77.2 | 27.3 | 45.1 | 1.9 | ni W | cu-ni S | cu-ni S | 6.8 | 13.2 | — | 0.1 | 0.2 | 0.3 | 0.6 |
| 2 -0.5 | 0 | 65 | 0 | 0.8 | 14.6 | 12.0 | 105.3 | 4.4 | str | fr-cu S | ci | — | — | — | 0.1 | 0.3 | 0.3 | 0.6 |
| 6 -1.8 | 0 | 155 | 35 | 1.4 | 47.1 | 28.2 | 28.0 | 1.2 | str | ci | ci | — | — | — | 0.1 | 0.5 | 0.7 | 0.7 |
| 6 -1.9 | 0 | 135 | 140 | 12.6 | 24.2 | 35.2 | 87.9 | 3.7 | | ci | | — | — | — | 0.3 | 0.5 | 0.7 | 1.5 |
| 0 1.7 | 125 | 130 | 0 | 30.8 | 60.0 | 32.3 | 90.2 | 3.8 | fr-cu SE | ci | ci | — | — | — | 0.7 | 0.6 | 0.6 | **1.9** |
| **2.0** -2.0 | 0 | 60 | 0 | 2.0 | 18.6 | 3.0 | 94.3 | 3.9 | str | ci N | | — | — | — | 0.3 | 0.5 | 0.6 | 1.5 |
| 6.1 3.6 | 34 | 95 | 44 | 23.5 | 30.4 | 25.8 | 81.4 | 3.4 | | | | 120.2 | 93.9 | 81.1 | 4.9 | 6.6 | 7.9 | 18.8 |

**S RISCOS** (H = 61 m) **AGOSTO 1912** φ = 41° 13′ S λ = 72° 48′ W $h_a$ = 6 m

| | | | | | | | | | | | | | | | | | | |
|---|---|---|---|---|---|---|---|---|---|---|---|---|---|---|---|---|---|---|
| 8.9 3.7 | 5 | 85 | 150 | 56.9 | 18.5 | 34.4 | 125.9 | 5.2 | cu S | str-cu N | str-cu N | 5.8 | 0.0 | 0.0 | 0.4 | 0.2 | 0.4 | 1.0 |
| 8.0 7.1 | 405 | 250 | 18 | 62.6 | 20.0 | 90.2 | 115.5 | 4.8 | ni N | ni N | cu N | 2.7 | 9.7 | 22.5 | 0.5 | 1.0 | 0.0 | 1.1 |
| 5.5 2.4 | 145 | 148 | 112 | 108.7 | 58.4 | 51.0 | 218.9 | 9.1 | cu SW | cu S | cu S | 3.9 | 0.0 | — | 0.4 | 0.5 | 0.7 | 1.4 |
| 8.4 0.4 | 38 | 0 | 0 | 55.8 | 7.1 | 3.7 | 165.2 | 6.9 | cu SE | cu N | cu ENE | — | — | — | 0.5 | 0.4 | 0.3 | 1.7 |
| 8.3 -0.2 | 5 | 15 | 142 | 15.0 | 14.2 | 57.3 | 25.8 | 1.1 | ci-cu SE | a-cu NE | fr-cu NE | — | — | — | 0.2 | 0.5 | 1.0 | 0.9 |
| 5.1 -5.2 | **470** | 376 | 365 | 42.0 | 22.1 | 32.6 | 113.5 | 4.7 | a-str NE | ni NE | ni NE | — | 1.5 | 5.2 | 1.7 | 1.4 | 0.8 | **3.2** |
| 2.6 4.5 | 49 | 28 | 25 | 45.7 | 9.3 | 8.8 | 100.4 | 4.2 | str-cu N | cu NE | | 0.0 | — | — | 0.3 | 0.4 | 0.3 | 2.5 |
| 1.4 3.5 | 36 | 19 | 0 | 7.9 | 12.4 | 29.5 | 26.0 | 1.1 | ci S | cu N | | — | — | — | 0.3 | 0.2 | 0.6 | 1.0 |
| **2.7** 2.0 | 0 | 10 | 0 | 7.6 | 1.2 | 62.6 | 49.5 | 2.1 | str SE | str NE | sti-cu | — | — | — | 0.2 | 0.0 | 0.1 | 1.0 |
| 0.4 4.3 | 0 | 20 | 227 | 2.8 | 9.9 | 15.6 | 66.6 | 2.8 | str-cu NNE | str-cu NE | str-cu N | — | — | 0.4 | 0.0 | 0.1 | 0.2 | **0.1** |
| 9.5 7.6 | 299 | 314 | 258 | 71.7 | 11.3 | 64.8 | 97.2 | 4.0 | ni N | ni N | ni N | 0.0 | — | 5.0 | 0.5 | 1.1 | 0.6 | 0.8 |
| 8.0 6.5 | 175 | 77 | 0 | 96.1 | 6.3 | 10.1 | 172.2 | 7.2 | ni N | str-cu N | cu N | — | — | — | 0.9 | 0.6 | 0.6 | 2.6 |
| 6.0 5.9 | 240 | 82 | 84 | 19.9 | 37.0 | 54.2 | 36.3 | 1.5 | str-cu N | str cu N | str-cu N | — | 1.6 | 1.5 | 0.6 | 1.0 | 0.5 | 1.8 |
| 6.1 7.0 | 195 | 100 | 238 | 20.0 | 34.9 | 58.2 | 111.2 | 4.6 | str-cu N | cu N | cu N | 9.1 | 5.8 | 1.6 | 0.8 | 0.5 | 0.8 | 2.3 |
| 4.9 4.5 | 53 | 65 | 221 | 89.3 | 32.2 | 58.0 | 182.4 | 7.6 | ni N | ni NE | cu NNW | 19.2 | 9.7 | 7.0 | 0.4 | 0.2 | 0.4 | 1.7 |
| 3.9 3.6 | 391 | 367 | 203 | 49.7 | 23.2 | 92.5 | 139.9 | 5.8 | ni N | ni N | ni N | 16.3 | 1.7 | 2.0 | 0.3 | 0.6 | 0.5 | 0.9 |
| 5.4 4.9 | 0 | 0 | 0 | 46.8 | 6.2 | 6.4 | 162.5 | 6.8 | cu W | cu N, ci N | str-cu N | 0.5 | 0.0 | 1.0 | 0.2 | 0.2 | 0.3 | 1.3 |
| 5.6 3.2 | 0 | 9 | 59 | 4.3 | 5.2 | 13.0 | **16.9** | **0.7** | str NE | cu NW | cu NE | 0.2 | — | 3.0 | 0.2 | 0.2 | 0.4 | 0.7 |
| 4.9 2.1 | 0 | 103 | 50 | 21.7 | 26.6 | 3.9 | 39.9 | 1.7 | str-cu NE | str-cu SE | cu E | — | — | — | 0.0 | 0.6 | 0.4 | 0.6 |
| 9.5 3.9 | 160 | 125 | 190 | 21.4 | 56.1 | 68.7 | 51.9 | 2.2 | cu E | a-cu E | a-cu E | — | — | — | 0.8 | 0.9 | 1.2 | 1.8 |
| 9.5 5.0 | 350 | 293 | 106 | 59.1 | 5.6 | 72.0 | 183.9 | 7.7 | ni N | ni N | ni N | 0.0 | 3.5 | 1.7 | 0.8 | 0.4 | 1.9 | 2.9 |
| 5.5 6.2 | 90 | 336 | 94 | 53.8 | 48.8 | 86.7 | 131.4 | 5.5 | ni N | ni N | ni N | 0.6 | 5.9 | 29.6 | 0.6 | 0.3 | 0.3 | 2.9 |
| 3.9 9.4 | 296 | 90 | 170 | 88.1 | 43.4 | 17.2 | **223.6** | **9.3** | ni N | ni N | ni N | 24.3 | 1.1 | 4.6 | 0.3 | 0.6 | 0.1 | 0.9 |
| 4.1 7.5 | 103 | 29 | 58 | 76.0 | 44.1 | 0.1 | 136.6 | 5.7 | ni W | str-cu S | str-cu S | 1.5 | 8.3 | 0.0 | 0.3 | 0.3 | 0.1 | 1.0 |
| 9.7 6.0 | 0 | 0 | 0 | 3.3 | 0.3 | 10.1 | 47.5 | 2.0 | str-cu N | str-cu N | str-cu E | 0.8 | — | 0.5 | 0.0 | 0.2 | 0.4 | 0.4 |
| 5.4 4.8 | 16 | 315 | 232 | 9.1 | 65.4 | 83.2 | 19.5 | 0.8 | cu SE | cu S | cu S | 10.3 | 1.0 | 0.0 | 0.1 | 0.6 | 0.8 | 0.7 |
| 8.9 1.0 | 0 | 200 | 120 | 35.2 | 27.3 | 39.3 | 183.8 | 7.7 | cu S | cu S | cu S | 0.7 | — | — | 0.3 | 0.6 | 0.6 | 1.7 |
| 9.5 -1.5 | 350 | 96 | 51 | 32.6 | 29.3 | 24.6 | 99.2 | 4.1 | cu S | cu W | a-cu S | — | — | — | 0.2 | 0.6 | 0.8 | 1.4 |
| 5.1 -0.3 | 6 | 136 | 17 | 18.2 | 47.7 | 54.7 | 72.1 | 3.0 | ci SW | ci S | | — | — | — | 0.5 | 0.8 | 1.3 | 1.9 |
| 9.1 **-2.0** | 34 | 132 | 0 | 25.7 | 18.0 | 21.2 | 128.1 | 5.3 | cu SW | | | — | — | — | 0.2 | 0.5 | 0.9 | 2.3 |
| 1.2 2.5 | 0 | 0 | 0 | 24.8 | 22.8 | 7.0 | 64.0 | 2.7 | a-cu NE | a-cu NNW | | — | — | — | 0.9 | 1.0 | 0.4 | 2.3 |
| 5.7 3.9 | 126 | 123 | 103 | 41.0 | 24.7 | 39.7 | 106.7 | 4.4 | | | | 95.9 | 49.8 | 85.6 | 13.4 | 16.5 | 17.7 | 46.8 |

Las observaciones se efectuaron según hora oficial de Chile (75° de long.)

Alle Beobachtungen nach chilenischer Einheitszeit (75° Länge).

**PUERTO MONTT** H = 6 m) **AGOSTO 1912** φ = 41° 28′ S λ = 72° 55′ W $C_g$ = –

| Día / Tag | Barómetro Barometer 700 mm + 7a | 2p | 9p | Temperatura del aire Lufttemperatur C° 7a | 2p | 9p | Max. | Min. | Humedad absoluta Absolute Feuchtigkeit mm 7a | 2p | 9p | Humedad relativa Relative Feuchtigkeit % 7a | 2p | 9p | Dirección y fuerza del viento Richtung und Stärke des Windes 0—12 B 7a | 2p | 9p | Nebulosidad Bewölkung 0—10 7a | 2p | 9p | Agua caída Niederschlag mm 7a-7a | Notas Bemerkungen |
|---|---|---|---|---|---|---|---|---|---|---|---|---|---|---|---|---|---|---|---|---|---|---|
| 1 | 65.5 | 64.1 | 61.4 | 5.4 | 9.0 | 8.0 | 9.0 | 5.2 | 6.3 | 7.1 | 6.9 | 94 | 83 | 86 | N 2 | N 2 | N 4 | 10 | 10 | 10 | 10.6 | ●² an, 7p30-MN |
| 2 | 52.6 | 50.4 | 51.9 | 9.5 | 10.2 | 6.2 | 10.2 | 5.6 | 8.1 | 8.8 | 6.8 | 92 | 95 | 96 | N 6 | N 5 | N 2 | 10 | 10 | 10 | 8.6 | ●² todo el día |
| 3 | 57.5 | 59.0 | 60.7 | 3.0 | 9.0 | 6.0 | 10.0 | 1.8 | 5.0 | 6.3 | 4.9 | 88 | 73 | 70 | SW 2 | S 2 | SW 2 | 3 | 3 | 0 | **48.7** | ⌓ am y n |
| 4 | 64.6 | 65.5 | 67.1 | 3.3 | 9.0 | 3.5 | 10.3 | 2.4 | 5.1 | 6.1 | 5.3 | 88 | 71 | 90 | SW 2 | SE 1 | C 0 | 5 | 8 | 3 | — | ⌓ am y n |
| 5 | 66.2 | 64.3 | 64.0 | 0.0 | 9.0 | 4.2 | 10.0 | -1.0 | 4.6 | 5.6 | 5.5 | **00** | 66 | 89 | C 0 | S 3 | C 0 | 1 | 5 | 9 | — | ⌓ am, ⌓ n |
| 6 | 58.2 | 55.7 | 57.7 | 1.4 | 10.0 | 6.2 | 10.0 | 0.0 | 4.5 | 6.7 | 6.4 | 89 | 73 | 90 | N 1 | C 0 | N 2 | 9 | 10 | 10 | — | ● gt 9p |
| 7 | 59.1 | 59.6 | 61.2 | 7.6 | 15.4 | 5.7 | **16.1** | 5.6 | 6.9 | 7.4 | 6.1 | 89 | **57** | 90 | N 1 | NW 1 | C 0 | 9 | 2 | 0 | 0.2 | ⌓ am y n; FL orejas |
| 8 | 63.1 | 62.7 | 64.0 | 2.6 | 12.8 | 7.1 | 13.2 | 2.0 | 5.0 | 8.2 | 7.2 | 91 | 75 | 96 | C 0 | S 2 | SW 1 | 0 | 2 | 6 | — | ⌓ an, ≡ desde 10p |
| 9 | 65.3 | 64.0 | 64.9 | 6.0 | 12.0 | 8.4 | 12.9 | 5.8 | 6.3 | 8.0 | 7.1 | 90 | 76 | 87 | C 0 | S 2 | C 0 | 10 | 5 | 9 | — | ⌓ am y n |
| 10 | 64.7 | 64.2 | 63.4 | 7.5 | 9.1 | 9.0 | 10.0 | 7.2 | 7.0 | 7.3 | 7.3 | 90 | 86 | 86 | NW 2 | N 3 | N 3 | 9 | 10 | 10 | — | ⫼ ⁰ a interv II |
| 11 | 59.7 | 57.5 | 57.0 | 9.0 | 11.0 | 9.2 | 11.0 | 8.2 | 7.2 | 7.2 | 7.6 | 84 | 74 | 89 | N 4 | N 5 | N 6 | 10 | 9 | 10 | 0.0 | ⫼ ⁰ 4p-4p55, ●⁰ 4p55 |
| 12 | 56.7 | 55.2 | 55.8 | 10.0 | 12.0 | 9.0 | 12.0 | 8.8 | 6.8 | 7.0 | 6.5 | 74 | 67 | 76 | N 4 | N 2 | N 1 | 9 | 10 | 10 | 5.8 | ⌓ am y n; SH de las gr |
| 13 | 52.3 | 48.9 | **48.6** | 9.4 | 12.0 | 11.0 | 13.1 | 8.4 | 7.1 | 8.0 | 8.1 | 80 | 76 | 83 | N 2 | N 4 | N 5 | 9 | 10 | 9 | — | ⫼ ⁰ 1p30-8p, ● 8p-n, |
| 14 | 50.2 | 59.7 | 50.3 | 10.2 | 13.3 | 10.2 | 13.6 | 9.2 | 8.1 | 8.4 | 7.5 | 87 | 74 | 82 | N 3 | N 4 | N 6 | 5 | 6 | 1 | 7.1 | ● ch 6a30, ⫼ ⁰ 3p30 |
| 15 | 51.6 | 53.2 | 56.7 | 8.3 | 8.0 | 6.2 | 10.8 | 5.2 | 7.4 | 7.5 | 6.0 | 91 | 93 | 86 | N 4 | N 3 | N 2 | 10 | 10 | 10 | 21.5 | ● todo el día; ↙ an |
| 16 | 56.3 | 57.7 | 60.2 | 7.2 | 8.0 | 8.0 | 9.4 | 4.2 | 7.3 | 7.0 | 7.1 | 96 | 88 | 89 | N 5 | N 5 | N 2 | 9 | 8 | 10 | 29.9 | ● a, ● ch p y n; ↙ |
| 17 | 61.8 | 60.7 | 60.6 | 6.5 | 13.0 | 6.0 | 13.6 | 4.2 | 6.6 | 7.3 | 5.9 | 91 | 66 | 85 | N 2 | NW 2 | N 1 | 6 | 3 | 9 | 6.2 | ⌓ am y n |
| 18 | 59.7 | 60.6 | 62.5 | 5.2 | 10.6 | 7.0 | 11.0 | 5.0 | 6.2 | 7.6 | 7.0 | 94 | 80 | 94 | S 2 | N 2 | N 2 | 10 | 9 | 10 | — | ● ch y △ 6p |
| 19 | 64.8 | 65.3 | 67.1 | 4.5 | 10.2 | 5.0 | 10.6 | 3.5 | 5.8 | 6.9 | 6.0 | 92 | 75 | 92 | NW 1 | SE 1 | C 0 | 9 | 10 | 7 | 0.2 | ⌓ am y n |
| 20 | 67.0 | 65.8 | 66.6 | 2.6 | 14.0 | 7.1 | 15.2 | 1.4 | 5.2 | 7.4 | 5.8 | 94 | 62 | 77 | C 0 | S 1 | NW 1 | 4 | 5 | 2 | — | ⫼ ⁰(un momento) 4p4( |
| 21 | 64.7 | 63.9 | 64.9 | 8.0 | 7.0 | 6.5 | 8.2 | 5.3 | 6.9 | 6.6 | 6.7 | 86 | 88 | 93 | N 4 | N 4 | NW 3 | 10 | 10 | 9 | 1.0 | ⫼ ² am-8a, ● 8a-2p, ● |
| 22 | 66.7 | 65.5 | 65.3 | 7.0 | 9.9 | 11.0 | 12.6 | 6.5 | 6.8 | 8.0 | 8.8 | 91 | 88 | 90 | NE 3 | N 4 | N 6 | 10 | 10 | 10 | 10.1 | ⫼ ⁰ am-10a, ●⁰ 10a-2 |
| 23 | 63.0 | 62.7 | 62.7 | 10.5 | 12.8 | 12.0 | 12.9 | 10.0 | 8.9 | **10.0** | 9.4 | 94 | 91 | 91 | N 5 | N 3 | N 4 | 10 | 10 | 10 | 44.6 | ● todo el día |
| 24 | 59.9 | 62.2 | 63.6 | 11.5 | 10.0 | 9.0 | 13.0 | 8.6 | 9.5 | 8.4 | 7.8 | 95 | 92 | 92 | N 2 | S 2 | W 1 | 10 | 10 | 9 | 17.0 | ● MN-MD, ⫼ ¹ a interv |
| 25 | 64.4 | 61.7 | 62.6 | 8.0 | 11.8 | 8.0 | 12.0 | 7.0 | 7.3 | 8.1 | 6.9 | 92 | 78 | 86 | NW 2 | C 0 | NW 2 | 10 | 10 | 10 | 13.2 | ⫼ a interv II, ● n |
| 26 | 60.7 | 62.5 | 65.9 | 7.0 | 10.0 | 8.5 | 10.2 | 6.2 | 6.5 | 6.7 | 5.5 | 87 | 73 | 66 | S 2 | S 4 | S 4 | 10 | 4 | 2 | 14.1 | ⫼ a interv a |
| 27 | 69.0 | 69.7 | 71.7 | 3.6 | 12.5 | 7.9 | 12.9 | 2.9 | 5.3 | 7.5 | 5.9 | 90 | 70 | 73 | SW 2 | S 2 | S 1 | 5 | 1 | 2 | 0.5 | ⌓ am y n |
| 28 | **73.5** | 72.4 | 72.2 | 1.0 | 12.7 | 6.0 | 13.2 | **-1.9** | 4.5 | 7.3 | 5.8 | 90 | 67 | 84 | C 0 | S 1 | S 1 | 3 | 6 | 0 | — | ⌓ an |
| 29 | 71.6 | 69.3 | 69.1 | 0.8 | 12.2 | 8.0 | 12.8 | -1.0 | **4.1** | 6.5 | 5.6 | 85 | 62 | 69 | SW 1 | SE 2 | SW 3 | 1 | 0 | 0 | — | ⌓ an |
| 30 | 69.5 | 69.4 | 69.9 | 4.6 | 13.4 | 3.0 | 14.6 | 1.2 | 4.7 | 6.9 | 4.7 | 74 | 60 | 83 | S 1 | S 2 | SW 2 | 0 | 0 | 0 | — | ⌓ an, ⌓ n |
| 31 | 69.1 | 66.0 | 65.5 | 0.0 | 13.0 | 4.6 | 13.8 | -1.0 | 4.3 | 7.3 | 4.9 | 94 | 66 | 78 | S 1 | S 1 | W 1 | 0 | 3 | 6 | — | ⌓ an, ⌓ n |
| Pro Mit. | 62.2 | 61.6 | 62.4 | 5.8 | 11.1 | 7.3 | 11.9 | 4.4 | 6.3 | 7.4 | 6.5 | 89 | 76 | 85 | 2.1 | 2.4 | 2.2 | 7.0 | 6.7 | 6.5 | 239.3 | |

**PUNTA CORONA** (H = 25 m) **AGOSTO 1912** φ = 41° 51′ S λ = 73° 50′ W $C_g$ = –

| | | | | | | | | | | | | | | | | | | | | | | |
|---|---|---|---|---|---|---|---|---|---|---|---|---|---|---|---|---|---|---|---|---|---|---|
| 1 | | | | 6.4 | 8.6 | 8.0 | 12.0 | 4.7 | 5.7 | 5.0 | 7.6 | 79 | 60 | 94 | NW 1 | N 5 | N 10 | 8⁰ | 9² | 5⁰ | 3.0 | ●⁰ 9p10-MN, ↙ N III |
| 2 | | | | 10.4 | 8.8 | 5.4 | 11.8 | 4.0 | 9.2 | 8.2 | 5.9 | 98 | 98 | 87 | N 11 | NW 2 | S 2 | 5⁰ | 10⁰ | 10⁰ | 33.0 | ●² MN-0p40 |
| 3 | | | | 2.8 | 7.4 | 4.6 | 8.5 | 2.4 | **4.3** | 4.5 | 4.5 | 75 | 59 | 71 | C 0 | C 0 | S 1 | 5 | 3⁰ | 1⁰ | 8.5 | ⌓ am |
| 4 | | | | 2.4 | 7.2 | 5.8 | 9.3 | **2.0** | **4.3** | 5.0 | 5.8 | 79 | 66 | 85 | C 0 | C 0 | SW 2 | 2 | 0 | 0 | — | |
| 5 | | | | 4.2 | 8.0 | 7.6 | 9.5 | 3.0 | 5.6 | 5.2 | 7.6 | 90 | 64 | 98 | S 1 | SSE 3 | S 6 | 0 | 0 | 0 | — | |
| 6 | | | | 5.0 | 9.6 | 9.2 | 10.5 | 4.0 | 5.3 | 5.7 | 8.4 | 81 | 64 | 98 | S 5 | SE 3 | SW 1 | 5⁰ | 8⁰ | 10 | — | ●¹ 4p15-8p45 |
| 7 | | | | 7.4 | 10.0 | 8.2 | 11.0 | 6.3 | 7.2 | 7.7 | 7.0 | 94 | 84 | 87 | S 3 | S 4 | S 2 | 5⁰ | 6⁰ | 0 | 11.5 | ●¹ 9p5-MN |
| 8 | | | | 6.0 | 9.4 | 6.8 | 9.9 | 4.7 | 6.8 | 8.1 | 6.7 | 97 | 92 | 91 | SW 5 | E 1 | SW 2 | 5⁰ | 4⁰ | 0 | 0.0 | ●¹ MN-5a40; ≡ 11p5- |
| 9 | | | | 6.2 | 8.6 | 8.2 | 10.0 | 4.5 | 6.2 | 6.7 | 7.9 | 88 | 81 | 98 | W 1 | N 3 | SSW 1 | 10⁰ | 8⁰ | 10⁰ | — | ≡ MN-6a40 |
| 10 | | | | 8.8 | 8.6 | 8.2 | 10.3 | 6.7 | 8.2 | 8.1 | 7.9 | 98 | 98 | 98 | N 4 | N 8 | N 6 | 5⁰ | 10⁰ | 10 | — | ●⁰ 8p5-8p15; ↙ N III |
| 11 | | | | 9.0 | 9.2 | 10.0 | 11.5 | 7.0 | 7.6 | 8.2 | 8.9 | 89 | 95 | 98 | N 10 | N 11 | N 10 | 10⁰ | 10⁰ | 10⁰ | 6.6 | ●⁰ MN-2a5, 8a10-10a |
| 12 | | | | 10.0 | 9.8 | 9.2 | 10.9 | 8.0 | 8.2 | 8.1 | 7.6 | 89 | 89 | 89 | N 10 | E 1 | NE 2 | 10 | 5⁰ | 10⁰ | 28.5 | ●² MN-6a40; ↙ 5a50- |
| 13 | | | | 8.6 | 9.8 | 8.8 | 10.8 | 7.3 | 7.2 | 8.1 | 7.5 | 87 | 89 | 89 | NE 3 | NE 3 | SSW 3 | 10 | 9⁰ | 10⁰ | — | ●² y ●¹ a interv; ↙ |
| 14 | | | | 10.8 | 11.8 | 9.6 | **12.3** | 8.0 | 8.7 | 8.1 | 8.2 | 90 | 78 | 92 | N 6 | N 11 | NE 4 | 10 | 10⁰ | 10⁰ | 18.6 | ●⁰ an, 4p10-7p45, ●⁰ |
| 15 | | | | 8.0 | 7.4 | 6.6 | 9.3 | 4.7 | 7.6 | 5.7 | 5.6 | 94 | 74 | 77 | W 1 | NW 3 | N 4 | 5⁰ | 10⁰ | 10⁰ | 17.5 | ●² MN-5a40, ●¹ 8a15 |
| 16 | | | | 9.0 | 9.8 | 7.8 | 10.3 | 5.5 | 7.4 | 6.9 | 6.4 | 87 | 76 | 81 | N 10 | N 10 | NW 5 | 10 | 10 | 10 | 15.2 | ●² MN-3a15, ●¹ 8a12- |
| 17 | | | | 6.4 | 8.8 | 8.0 | 9.9 | 5.0 | 6.6 | 8.0 | 7.6 | 91 | 95 | 94 | SW 2 | C 0 | C 0 | 2 | 0 | 0 | 6.2 | [△² 11a15- |
| 18 | | | | 5.6 | 8.8 | 8.4 | 10.1 | 4.7 | 6.4 | 4.5 | 7.8 | 94 | 53 | 94 | S 3 | S 1 | C 0 | 0 | 8⁰ | 10 | — | |
| 19 | | | | 7.0 | 10.0 | 7.2 | 10.7 | 5.3 | 6.6 | 7.7 | 6.5 | 88 | 84 | 86 | S 2 | C 0 | C 0 | 0 | 0 | 0 | — | |
| 20 | | | | 6.2 | 7.4 | 8.6 | 10.5 | 5.3 | 6.9 | 7.5 | 7.7 | 97 | 98 | 92 | S 2 | S 2 | S 1 | 0 | 0 | 5⁰ | — | |
| 21 | | | | 7.6 | 11.0 | 7.2 | 11.5 | 5.3 | 6.9 | 7.1 | 7.4 | 89 | 73 | 98 | N 11 | NW 2 | N 3 | 10 | 10 | 10 | 5.1 | ●¹ 7a5-10a20, ●² 11a |
| 22 | | | | 9.2 | 10.2 | 10.4 | 11.5 | 6.5 | 7.1 | 9.0 | 9.2 | 81 | 97 | 98 | N 5 | N 7 | NW 2 | 10 | 10 | 10 | 22.7 | ●⁰ 8a5-10a15, ●¹ 10a |
| 23 | | | | 10.4 | 10.6 | 9.8 | 11.5 | 7.3 | 9.2 | **9.3** | 8.8 | 98 | 98 | 98 | NW 11 | NNW 7 | N 4 | 10⁰ | 10 | 10¹ | **65.0** | ●² MN-4a50, ●⁰ 10a5-1 |
| 24 | | | | 8.4 | 10.2 | 9.6 | 10.9 | 6.3 | 8.0 | 8.6 | 7.2 | 97 | 95 | 82 | W 4 | NW 4 | N 7 | 10⁰ | 8¹ | 10⁰ | 3.0 | [1p15a |
| 25 | | | | 8.0 | 9.8 | 9.4 | 11.0 | 5.9 | 7.1 | 7.1 | 8.3 | 89 | 79 | 95 | C 0 | NW 1 | NNW 1 | 10 | 5⁰ | 10⁰ | 2.1 | ●⁰ 4a-4a45, ●¹ 7p15- |
| 26 | | | | 5.6 | 9.8 | 6.6 | 10.3 | 4.1 | 6.0 | 8.3 | 5.4 | 88 | 92 | 74 | SW 2 | SW 2 | S 1 | 2 | 0 | 0 | 9.5 | ●¹ MN-4a15 [11p |
| 27 | | | | 5.4 | 9.4 | 6.6 | 9.9 | 3.8 | 5.5 | 6.0 | 6.0 | 82 | 69 | 83 | C 0 | SW 3 | S 1 | 0 | 6⁰ | 6⁰ | — | |
| 28 | | | | 5.0 | 10.0 | 6.2 | 11.3 | 3.5 | 5.5 | 4.6 | 5.6 | 84 | **50** | 79 | SW 1 | S 1 | SW 2 | 0 | 6 | 0 | — | |
| 29 | | | | 5.8 | 10.8 | 6.8 | 11.3 | 4.0 | 5.8 | 6.5 | 5.5 | 85 | 68 | 74 | S 2 | C 0 | E 1 | 0 | 1⁰ | 0 | — | |
| 30 | | | | 5.4 | 10.4 | 9.8 | 12.0 | 4.3 | 6.3 | 9.2 | 8.8 | 94 | 98 | 98 | S 2 | SW 4 | NNW 1 | 0 | 0 | 0 | — | |
| 31 | | | | 6.4 | 11.8 | 9.6 | 12.0 | 4.7 | 5.7 | 6.9 | 5.9 | 79 | 67 | 66 | S 3 | S 1 | E 1 | 0 | 0 | 0 | --- | |
| Pro. Mit. | | | | 7.0 | 9.5 | 8.0 | 10.7 | 5.1 | 6.7 | 7.1 | 7.1 | 89 | 80 | 89 | 3.9 | 3.3 | 2.8 | 5.1 | 5.7 | 5.7 | 256.0 | |

Barómetro reducido a 0°C y a gravedad normal. Barometer reduciert auf 0°C und Normalsch

(1) (momento), ●⁰ ch 5p55; ↙ rojos al W (varios) (2) an, ⌓ n; ⌒ 3p40 FL guindos y ciruelos (3) II; ⌒ 2p10. (4) ●² 9p20-MN; ↙ N 6a5-11p25. (5) MN; ↙ N 8a15 (6) 30, ●² 10p5-MN; ↙ N III. (7) 1p55, ●⁰ 4p5-7p10, ↙ N 2a10-10a40. (8) 1p45, ●² 2p10-MN; ↙ N 8a15-1p50.

**ERTO MONTT** (H = 6 m) **AGOSTO 1912** φ = 41° 28′ S λ = 72° 55′ W $h_a$ = —

| mp. a la temp. Temp. Freien Min. | Velocidad del viento Windgeschwindigkeit m/minuto 7a | 2p | 9p | km 9p-7a | 7a-2p | 2p-9p | 7a-7a | k/1h | Nubes (clase y dirección) Wolken (Art und Richtung) 7a | 2p | 9p | Agua caída Niederschlag mm 7a | 2p | 9p | Evaporación Verdunstung mm 7a | 2p | 9p | 7a-7a |
|---|---|---|---|---|---|---|---|---|---|---|---|---|---|---|---|---|---|---|
| | | | | | | | | | ni N | fr-ni N, ci-str | ni N | 7.5 | — | 1.6 | | | | |
| | | | | | | | | | ni N | ni N | ni N | 7.0 | 15.2 | 28.8 | | | | |
| | | | | | | | | | fr-cu SW | fr-cu SW | | 4.7 | — | — | | | | |
| | | | | | | | | | fr-cu S | a-cu N | fr-cu | — | — | — | | | | |
| | | | | | | | | | ci SW | ci NW | a-cu | — | — | — | | | | |
| | | | | | | | | | ci-str | a-str N | ni | — | — | 0.0 | | | | |
| | | | | | | | | | cu-ni N | ci N | | 0.2 | — | — | | | | |
| | | | | | | | | | | fr-cu S | a-cu S | — | — | — | | | | |
| | | | | | | | | | a-str | fr-cu W | a-str | — | — | — | | | | |
| | | | | | | | | | a-str NW | a-str | a-str | — | — | 0.0 | | | | |
| | | | | | | | | | fr-ni, ci-str | ci-str N | ni N | — | — | 3.8 | | | | |
| | | | | | | | | | ni NW | ni N | a-str | 2.0 | — | -- | | | | |
| | | | | | | | | | cu-ni NW | a-str | ni N | — | 0.0 | 3.0 | | | | |
| | | | | | | | | | fr-cu NW | cu-ni N | | 4.1 | — | 0.5 | | | | |
| | | | | | | | | | ni N | ni | ni | 21.0 | 11.8 | 1.8 | | | | |
| | | | | | | | | | ni N | cu-ni N | ni N | 16.3 | 2.0 | 3.8 | | | | |
| | | | | | | | | | a cu NW | fr-cu NW | a-cu | 0.4 | — | — | | | | |
| | | | | | | | | | a-str N | a-cu N | a-cu N | — | — | 0.2 | | | | |
| | | | | | | | | | fr-ni N, ci-str | a-str | ci-cu N | — | — | — | | | | |
| | | | | | | | | | ci-cu | ci | fr-cu N | — | — | 0.0 | | | | |
| | | | | | | | | | fr-ni N, a-str | ni | a-str W | 1 0 | 7.2 | 2.3 | | | | |
| | | | | | | | | | fr-ni N, a str | cu-ni N, ci-str | ni N | 0.6 | 5.3 | 24.5 | | | | |
| | | | | | | | | | ni N | ni N | ni N | 14.8 | 4.0 | 5.0 | | | | |
| | | | | | | | | | ni N | a-str | ci-str W | 8.0 | 8 4 | 1.2 | | | | |
| | | | | | | | | | a-str | cu-ni W | ni W | 3.6 | 0.3 | 1.2 | | | | |
| | | | | | | | | | cu-ni S | fr-cu S | fr-cu S | 12.6 | 0 5 | — | | | | |
| | | | | | | | | | fr-cu | fr-cu S | fr-cu S | — | — | — | | | | |
| | | | | | | | | | ci | ci SW | | — | — | — | | | | |
| | | | | | | | | | ci SW | | | — | — | -- | | | | |
| | | | | | | | | | | | | — | — | — | | | | |
| | | | | | | | | | | ci | ci | — | — | — | | | | |
| | | | | | | | | | | | | 103.8 | 54.7 | 77.7 | | | | |

**STA CORONA** (H = 25 m) **AGOSTO 1912** φ = 41° 51′ S λ = 73° 50′ W $h_a$ = 3.6

| | | | | | | | | | | | | | | | | | | |
|---|---|---|---|---|---|---|---|---|---|---|---|---|---|---|---|---|---|---|
| 100 | 700 | 1000 | | | | | | fr-ni | cu-ni | cu | — | — | — | | | | | |
| 1800 | 300 | 300 | | | | | | cu, ni | ni | ni | 33.0 | 8.5 | — | | | | | |
| 0 | 0 | 150 | | | | | | ni | cu | cu | — | — | — | | | | | |
| 0 | 0 | 300 | | | | | | ci | | | — | — | — | | | | | |
| 100 | 400 | 750 | | | | | | | | | — | — | — | | | | | |
| 600 | 450 | 100 | | | | | | cu | a-str | ni | — | — | 5.0 | | | | | |
| 500 | 500 | 300 | | | | | | ni | cu | | 6.5 | — | — | | | | | |
| 500 | 50 | 350 | | | | | | ni | cu | | 0.0 | — | — | | | | | |
| 100 | 400 | 50 | | | | | | ni | cu | ni | — | — | — | | | | | |
| 500 | 800 | 700 | | | | | | ni | cu | ni | — | — | 1.5 | | | | | |
| 1000 | 1500 | 1000 | | | | | | ni | ni | ni | 5.1 | 1.5 | — | | | | | |
| 1100 | 100 | 300 | | | | | | ni | cu | ni | 27.0 | — | — | | | | | |
| 400 | 350 | 400 | | | | | | ni | ni | ni | — | 4.2 | 8.1 | | | | | |
| 800 | 1100 | 500 | | | | | | ni | ni | ni | 6.3 | — | 3.5 | | | | | |
| 100 | 450 | 500 | | | | | | cu | ni | ni | 14.0 | 5.1 | — | | | | | |
| 1000 | 1400 | 600 | | | | | | ni | ni | ni | 10.1 | 6.2 | — | | | | | |
| 300 | 0 | 0 | | | | | | ci | | | — | — | — | | | | | |
| 450 | 100 | 0 | | | | | | | cu | ni | — | — | — | | | | | |
| 200 | 0 | 0 | | | | | | | | | — | — | — | | | | | |
| 300 | 420 | 50 | | | | | | | | ci-cu | — | — | — | | | | | |
| 1100 | 300 | 400 | | | | | | ni | ni | ni | 5.1 | 19.2 | 3.5 | | | | | |
| 600 | 900 | 300 | | | | | | ni | ni | ni | — | 9.0 | 35.0 | | | | | |
| 1200 | 900 | 500 | | | | | | ni | ni | ni | 21.0 | 3.0 | — | | | | | |
| 500 | 400 | 800 | | | | | | ni | ni | ni | — | — | — | | | | | |
| 0 | 200 | 100 | | | | | | cu | cu | ni | 2.1 | — | 3.5 | | | | | |
| 200 | 300 | 150 | | | | | | fr-cu | | | 6.0 | — | — | | | | | |
| 0 | 450 | 200 | | | | | | | cu | cu | — | — | — | | | | | |
| 150 | 150 | 250 | | | | | | | cu | | — | — | — | | | | | |
| 300 | 0 | 100 | | | | | | | cu | | — | — | — | | | | | |
| 300 | 600 | 50 | | | | | | | | | — | — | — | | | | | |
| 400 | 50 | 100 | | | | | | | | | — | — | — | | | | | |
| 471 | 428 | 332 | | | | | | | | | 136.2 | 56.7 | 60.1 | | | | | |

Observaciones se efectuaron según hora oficial de Chile (75° de long.)

Alle Beobachtungen nach chilenischer Einheitszeit (75° Länge).

**HUAFO** (H = 142 m) **AGOSTO 1912** φ = 43° 33′ S λ = 74° 45′ W $C_g$ =

| Día / Tag | Barómetro Barometer 700 mm + 7a | 2p | 9p | Temperatura del aire Lufttemperatur C° 7a | 2p | 9p | Max. | Min. | Humedad absoluta Absolute Feuchtigkeit mm 7a | 2p | 9p | Humedad relativa Relative Feuchtigkeit % 7a | 2p | 9p | Dirección y fuerza del viento Richtung und Stärke des Windes 0—12 B 7a | 2p | 9p | Nebulosidad Bewölkung 0—10 7a | 2p | 9p | Agua caída Niederschlag mm 7a-7a | Notas Bemerkungen |
|---|---|---|---|---|---|---|---|---|---|---|---|---|---|---|---|---|---|---|---|---|---|---|
| 1 | 51.7 | 49.6 | 37.5 | 5.0 | 6.8 | 5.9 | 6.9 | 4.2 | 5.9 | 5.5 | 5.8 | 90 | 74 | 84 | W 5 | N 4 | NE 11 | 7 | 6 | 10 | 6.8 | ● y △ ch a interv; ≡⁰ |
| 2 | 35.8 | 38.5 | 43.1 | 7.0 | 6.1 | 5.1 | 7.0 | 3.0 | 7.5 | 4.3 | 4.2 | 00 | 62 | 64 | SSW 8 | SSW 7 | SSW 4 | 10 | 7 | 4 | **18.9** | ● y △ ch MN-4a35; ≡ |
| 3 | 47.1 | 48.5 | 50.8 | 3.8 | 5.0 | 4.0 | 5.8 | **2.4** | 3.3 | 4.5 | 4.3 | 54 | 69 | 70 | SSW 3 | S 4 | S 4 | 2 | 4 | 2 | — | ⌐⁰ am |
| 4 | 54.5 | 55.7 | 56.9 | 2.8 | 6.4 | 4.3 | 7.8 | **2.4** | **3.1** | 4.4 | 3.5 | 55 | 61 | 55 | SE 1 | SE 1 | SE 1 | 5 | 6 | 0 | — | ⌐⁰ am; ⊽ 1a20-2a40 |
| 5 | 56.3 | 54.3 | 53.7 | 3.3 | 7.0 | 4.6 | 7.6 | 3.0 | 3.9 | 4.5 | 4.1 | 66 | 61 | 65 | SSE 1 | SSE 1 | SE 2 | 4 | 2 | 2 | — | ⌐¹ am; ⊽ 1a30-6a |
| 6 | 49.6 | 45.5 | 46.6 | 4.8 | 9.6 | 7.1 | 10.0 | 3.1 | 3.3 | 4.0 | 5.3 | 52 | **44** | 70 | SE 3 | ESE 2 | E 2 | 3 | 4 | 7 | — | ⌐¹ am |
| 7 | 47.9 | 49.2 | 51.4 | 6.6 | 9.7 | 6.0 | 10.2 | 4.2 | 5.4 | 6.5 | 5.3 | 74 | 73 | 76 | E 4 | E 3 | E 1 | 5 | 6 | 0 | — | |
| 8 | 52.4 | 52.3 | 52.7 | 5.4 | 7.0 | 5.6 | 8.0 | 4.2 | 4.7 | 5.3 | 5.1 | 71 | 71 | 75 | S 1 | SW 2 | SW 3 | 2 | 5 | 8 | — | ⌐ am |
| 9 | 52.5 | 50.9 | 51.3 | 7.0 | 7.4 | 7.6 | 8.0 | 5.0 | 7.3 | 7.5 | 7.8 | 98 | 98 | 00 | WNW 4 | NW 4 | NW 5 | 10 | 10 | 10 | 0.1 | ≡² 2a20-10, ‖ ² 10p30 |
| 10 | 51.7 | 51.4 | 50.1 | 7.0 | 8.0 | 7.6 | 8.0 | 6.1 | 7.5 | 8.0 | 7.8 | 00 | 00 | 00 | NW 5 | NW 4 | N 5 | 10 | 10 | 10 | 4.6 | ‖ ² y ≡² todo el dia |
| 11 | 43.4 | 40.5 | 41.7 | 7.8 | 8.4 | 8.2 | 8.6 | 6.5 | 7.9 | 8.2 | 8.1 | 00 | 00 | 00 | N 9 | NNW 11 | N 7 | 10 | 10 | 10 | 12.8 | ‖ ² y ≡² todo el dia; ⸝ |
| 12 | 42.4 | 41.3 | 41.2 | 9.2 | 9.3 | 9.1 | 9.4 | 6.8 | 8.7 | 8.7 | 8.6 | 00 | 00 | 00 | N 5 | N 4 | NNW 8 | 10 | 10 | 10 | 13.2 | ●¹ II, ‖ ² MN-8a30; ≡ |
| 13 | 37.6 | 33.9 | **32.9** | 9.0 | 8.8 | 8.6 | 9.0 | 7.3 | 8.4 | 8.2 | 8.3 | 99 | 98 | 00 | NE 9 | NE 11 | NE 11 | 10 | 10 | 10 | 13.8 | ≡²11a20-MN, ≡¹MN-1 |
| 14 | 34.9 | 34.2 | 34.1 | 9.2 | 10.0 | 9.2 | 10.0 | 7.5 | 8.2 | 8.8 | 6.7 | 95 | 96 | 78 | NE 10 | NE 9 | NE 10 | 7 | 7 | 10 | 0.7 | ●²11a35-10p40; ≡²tod |
| 15 | 38.9 | 40.5 | 42.6 | 7.0 | 8.8 | 6.8 | 9.0 | 5.2 | 6.4 | 6.3 | 5.5 | 85 | 74 | 74 | NE 9 | NE 6 | ENE 5 | 4 | 4 | 5 | 4.0 | ●² ch y ⸜ cercana 1a |
| 16 | 42.3 | 43.9 | 47.2 | 5.1 | 5.6 | 4.4 | 5.8 | 4.0 | 6.2 | 6.2 | 5.8 | 95 | 91 | 93 | E 6 | SSE 4 | SSE 3 | 8 | 8 | 8 | 6.1 | ●⁰ch 4a40-6a20, ‖ ¹6a |
| 17 | 49.3 | 49.2 | 49.2 | 6.1 | 7.0 | 5.6 | 8.0 | 5.0 | 5.5 | 5.9 | 5.4 | 78 | 78 | 80 | SW 2 | SW 2 | SSE 1 | 8 | 6 | 8 | 5.3 | ●⁰ ch 1a30-2a10 |
| 18 | 49.3 | 49.5 | 50.9 | 5.5 | 9.8 | 7.0 | 10.0 | 4.6 | 5.3 | 6.4 | 6.2 | 79 | 70 | 82 | SE 2 | SE 1 | SE 2 | 3 | 4 | 4 | — | ⌐ am |
| 19 | 52.8 | 55.4 | 56.4 | 7.6 | 13.6 | 8.1 | **14.3** | 6.0 | 5.8 | 7.1 | 6.8 | 74 | 61 | 85 | ESE 2 | ESE 2 | E 3 | 3 | 3 | 6 | — | |
| 20 | 55.6 | 54.9 | 54.3 | 7.0 | 8.7 | 8.2 | 9.4 | 6.2 | 6.2 | 6.5 | 6.7 | 82 | 77 | 82 | E 3 | NE 4 | NE 3 | 3 | 8 | 8 | — | ⌐ am |
| 21 | 49.3 | 49.1 | 50.8 | 7.8 | 8.7 | 7.9 | 9.3 | 6.0 | 6.8 | 7.1 | 6.8 | 86 | 86 | 86 | N 9 | NW 6 | NW 3 | 10 | 10 | 10 | 5.9 | ●¹ 3a50-8a10, ●¹ch 4p |
| 22 | 50.9 | 49.0 | 48.7 | 7.6 | 9.7 | 9.5 | 9.7 | 6.9 | 7.1 | 9.0 | 8.9 | 91 | 00 | 00 | N 5 | WNW 8 | WNW 4 | 10 | 10 | 10 | 6.2 | ●¹ MN-10p50, ≡² 10p |
| 23 | 48.2 | 47.6 | 47.0 | 9.8 | 9.9 | 9.8 | 9.9 | 9.0 | 9.0 | **9.1** | 9.0 | 00 | 00 | 00 | WNW 4 | WNW 5 | WNW 6 | 10 | 10 | 10 | 6.5 | ≡²MN-8a30, ‖ ²8a30-M |
| 24 | 47.9 | 49.2 | 50.3 | 8.6 | 9.4 | 8.8 | 9.6 | 8.0 | 7.9 | 7.4 | 6.7 | 95 | 86 | 80 | W 5 | WNW 4 | WNW 5 | 7 | 8 | 4 | 6.9 | ‖ ²MN-3a25; ≡²MN-6a |
| 25 | 52.0 | 50.7 | 50.7 | 6.8 | 7.6 | 7.0 | 7.9 | 6.0 | 6.1 | 7.1 | 6.1 | 82 | 91 | 81 | W 4 | W 3 | WSW 2 | 7 | 8 | 6 | 0.3 | ● ch 6a15-6a20; ∞ I-II |
| 26 | 51.1 | 52.8 | 55.3 | 6.4 | 7.5 | 7.1 | 7.6 | 5.9 | 5.4 | 5.0 | 5.3 | 75 | 65 | 70 | SSW 3 | SSW 6 | SSW 7 | 5 | 4 | 7 | — | ∞ I-II |
| 27 | 58.4 | 59.2 | 62.0 | 6.8 | 7.4 | 6.2 | 7.8 | 4.3 | 5.5 | 5.2 | 4.8 | 74 | 68 | 67 | SSW 8 | SSW 5 | SSW 3 | 8 | 8 | 5 | — | ∞ am |
| 28 | **63.0** | **63.0** | 62.1 | 6.0 | 10.5 | 6.3 | 11.8 | 3.9 | 4.6 | 5.9 | 4.7 | 66 | 63 | 66 | SSW 1 | E 1 | E 1 | 2 | 4 | 2 | — | ⌐ am |
| 29 | 60.2 | 59.5 | 59.3 | 6.2 | 8.2 | 6.2 | 8.4 | 4.3 | 5.1 | 5.5 | 5.8 | 72 | 67 | 82 | E 1 | SE 2 | S 2 | 0 | 2 | 2 | — | ⌐ am |
| 30 | 59.4 | 59.3 | 59.6 | 6.4 | 9.0 | 7.4 | 10.1 | 4.7 | 5.7 | 6.1 | 4.3 | 79 | 71 | 57 | S 2 | SW 1 | W 1 | 2 | 3 | 2 | — | ⌐ am |
| 31 | 56.9 | 54.8 | 52.8 | 6.9 | 10.0 | 8.6 | 10.3 | 5.6 | 6.1 | 7.3 | 7.0 | 83 | 80 | 84 | ENE 4 | NE 4 | NE 5 | 3 | 6 | 10 | — | ‖ 10p50-MN; ≡ 10p-M |
| Pro. Mit. | 49.8 | 49.5 | 49.8 | 6.6 | 8.4 | 7.0 | 8.9 | 5.2 | 6.1 | 6.5 | 6.2 | 82 | 79 | 81 | 4.5 | 4.2 | 4.2 | 6.0 | 6.5 | 6.5 | 112.1 | |

**EVANGELISTAS** (H = 55 m) **AGOSTO 1912** φ = 52° 24′ S λ = 75° 06′ W $C_g$ = +(

| | | | | | | | | | | | | | | | | | | | | | | |
|---|---|---|---|---|---|---|---|---|---|---|---|---|---|---|---|---|---|---|---|---|---|---|
| 1 | 44.4 | 45.9 | 44.1 | 2.8 | 2.8 | 1.4 | -1.8 | 3.8 | 4.3 | 4.7 | 67 | 75 | 93 | SW 5 | SW 6 | SW 8 | 4 | 8 | 10 | 17.0 | ● y △ ch I-III |
| 2 | 45.1 | 48.0 | 50.4 | 2.0 | 1.9 | 0.2 | **-2.8** | 3.8 | 5.2 | 4.5 | 71 | 98 | 96 | S 6 | SSW 6 | S 6 | 7 | 9 | 8 | 4.5 | ● y △ ch I-III |
| 3 | 44.9 | 58.5 | 59.8 | 1.4 | 2.0 | 2.5 | 0.8 | 4.7 | 4.0 | 4.2 | 93 | 75 | 75 | S 7 | S 7 | S 7 | 7 | 8 | 10 | 0.1 | ‖⁰ I, ✳ ch n |
| 4 | 65.0 | 65.7 | 65.7 | 2.4 | 3.2 | 3.4 | -1.2 | 5.3 | 5.0 | 4.7 | 96 | 87 | 80 | S 2 | S 2 | S 3 | 10 | 7 | 7 | 1.2 | ‖⁰ a interv I-III |
| 5 | 66.7 | 66.0 | 67.1 | 3.2 | 3.4 | 3.0 | -0.8 | 5.0 | 5.1 | 4.7 | 87 | 87 | 83 | S 2 | S 3 | S 1 | 9 | 9 | 8 | 0.3 | ‖⁰ a interv I-III |
| 6 | 63.8 | 60.8 | 59.9 | 2.2 | 2.8 | 3.6 | -1.0 | 4.6 | 5.2 | 5.3 | 85 | 93 | 90 | SW 1 | SW 1 | C 0 | 7 | 7 | 7 | 0.1 | ‖⁰ a interv I-III; ⊕3p |
| 7 | 58.1 | 56.4 | 55.9 | 3.6 | 3.8 | 3.4 | 0.0 | 5.3 | 5.0 | 5.2 | 90 | 83 | 90 | WSW 1 | W 2 | WNW 5 | 6 | 7 | 8 | 1.4 | ●¹ 4a30-MN; ⌒ N a S |
| 8 | 50.5 | 45.6 | 43.7 | 4.0 | 3.0 | 5.2 | 0.0 | 5.9 | 5.7 | 5.4 | 97 | **00** | 81 | NW 8 | NNW 7 | W 4 | 10 | 10 | 10 | 5.1 | ●¹MN-0pa30, ✳ y △ch |
| 9 | 43.6 | 47.1 | 48.5 | 4.4 | 4.8 | 4.2 | 0.0 | 5.4 | 4.4 | 4.0 | 87 | 68 | 65 | WSW 1 | SW 7 | SSW 5 | 8 | 7 | 6 | **21.6** | ✳¹ y △ ch I-III |
| 10 | 49.2 | 49.9 | 48.7 | 3.0 | 2.4 | 2.0 | -1.4 | 5.1 | 4.5 | 4.7 | 90 | 82 | 89 | SSW 7 | WSW 9 | SW 5 | 7 | 8 | 9 | 3.6 | ✳ y △ ch I-III |
| 11 | 43.9 | 40.3 | 40.7 | 2.2 | 2.2 | 1.4 | -1.8 | 4.6 | 4.4 | **3.2** | 85 | 82 | **62** | WSW 3 | SSW 1 | SSW 3 | 8 | 7 | 2 | 4.2 | ✳ y △ ch a interv |
| 12 | 45.6 | 50.5 | 50.1 | 1.5 | 2.2 | 2.8 | -2.2 | 5.1 | 4.7 | 4.5 | **00** | 87 | 79 | S 6 | S 5 | SW 5 | 10 | 8 | 9 | 1.0 | ✳ y △ I |
| 13 | 49.6 | 50.2 | 50.5 | 2.4 | 2.9 | 2.8 | -2.0 | 4.1 | 3.9 | 4.7 | 75 | 69 | 82 | SW 2 | SSE 3 | SE 6 | 7 | 4 | 3 | 4.4 | ✳ ch n-I |
| 14 | 47.8 | 49.6 | 50.5 | 2.8 | 3.0 | 3.6 | -0.6 | 3.9 | 4.3 | 4.5 | 69 | 76 | 77 | ESE 9 | ESE 9 | ESE 9 | 8 | 7 | 6 | 0.7 | |
| 15 | 51.0 | 51.3 | 53.1 | 3.6 | 4.0 | 3.8 | 0.4 | 5.2 | 4.7 | 4.8 | 88 | 77 | 80 | E 6 | E 7 | E 6 | 3 | 6 | 0 | — | |
| 16 | 54.4 | 54.0 | 53.6 | 2.8 | 3.0 | 2.6 | -0.4 | 4.7 | 5.5 | 4.4 | 82 | 96 | 79 | SE 5 | SE 4 | SE 1 | 7 | 7 | 8 | — | △ ch 6p-7p |
| 17 | 54.5 | 57.3 | 60.7 | 1.6 | 3.8 | 3.5 | 1.5 | 4.8 | 4.8 | 4.4 | 93 | 80 | 75 | N 1 | NE 1 | E 2 | 8 | 6 | 1 | 0.2 | ●⁰ ch I-II |
| 18 | 64.4 | 65.6 | 67.0 | 2.5 | 2.9 | 2.8 | -0.6 | 4.6 | 4.0 | 4.3 | 82 | 71 | 75 | SE 3 | SE 3 | S 1 | 4 | 8 | 8 | 0.0 | ⌐ |
| 19 | 67.3 | 67.3 | 65.8 | 2.4 | 2.8 | 2.8 | -1.2 | 4.9 | 4.7 | 4.7 | 89 | 82 | 82 | SE 1 | SE 1 | SE 1 | 7 | 5 | 5 | — | ⌐ am |
| 20 | 64.1 | 62.1 | 59.2 | 2.8 | 4.6 | 3.2 | -0.4 | 4.8 | 4.5 | 5.5 | 86 | 71 | 95 | NE 1 | NE 1 | NE 1 | 6 | 4 | 0 | — | ⌐ |
| 21 | 54.4 | 51.1 | 50.3 | 4.2 | 4.8 | 5.0 | 1.2 | 5.9 | 5.2 | 6.1 | 96 | 81 | 84 | E 2 | ENE 4 | NW 1 | 10 | 8 | 9 | — | |
| 22 | 45.6 | 42.8 | 47.0 | 5.8 | 6.0 | 6.8 | 2.2 | 6.1 | 6.6 | 6.3 | 88 | 94 | 85 | NNW 3 | NNW 6 | W 6 | 9 | 10 | 10 | 0.0 | ●⁰ 7a-2p30; ≡ 7a-9p |
| 23 | 44.6 | 39.1 | **38.0** | 6.4 | 6.4 | 3.8 | 2.0 | 6.6 | 5.7 | 4.2 | 91 | 79 | 70 | WNW 7 | N 5 | W 5 | 10 | 10 | 10 | 6.9 | ●⁰ a interv, ●¹ ch III |
| 24 | 38.1 | 38.6 | 41.2 | 6.4 | 6.6 | 5.2 | 2.6 | 6.7 | 5.8 | 6.2 | 93 | 80 | 94 | W 5 | W 8 | W 6 | 10 | 8 | 7 | 13.1 | ●¹ ch I-III |
| 25 | 46.0 | 49.2 | 52.4 | 5.2 | 5.0 | 5.0 | 1.2 | 5.4 | 5.3 | 5.1 | 81 | 81 | 78 | SW 6 | SW 5 | S 6 | 8 | 7 | 7 | 2.9 | ●¹ ch I-III |
| 26 | 57.8 | 60.7 | 64.3 | 4.6 | 5.2 | 4.4 | 1.2 | 5.5 | 5.2 | 5.2 | 87 | 78 | 84 | S 6 | S 6 | S 7 | 8 | 9 | 9 | 0.6 | ●¹ ch I-III |
| 27 | 67.8 | 68.6 | **69.4** | 3.8 | 4.0 | 3.4 | 0.4 | 5.2 | 5.1 | 5.2 | 87 | 84 | 90 | S 3 | S 1 | C 0 | 9 | 9 | 9 | 0.9 | |
| 28 | 68.3 | 67.6 | 65.9 | 4.0 | 6.0 | 6.0 | 0.0 | 5.3 | 6.1 | 5.7 | 87 | 88 | 82 | NNE 2 | NNW 6 | NNW 7 | 6 | 7 | 10 | — | ●¹ 10p-MN |
| 29 | 65.2 | 65.0 | 64.7 | 5.8 | 5.6 | 5.0 | 2.0 | 4.6 | 4.7 | 6.5 | 67 | 69 | **00** | N 2 | NW 5 | WNW 5 | 8 | 7 | 8 | 6.8 | ●¹ a interv I-III |
| 30 | 62.9 | 61.9 | 56.5 | 4.8 | 5.0 | 6.7 | 1.9 | 5.4 | 5.5 | 5.7 | 84 | 84 | 78 | W 7 | NW 8 | NW 8 | 8 | 9 | 10 | 0.8 | ●¹ a interv I-III |
| 31 | 44.8 | 43.5 | 38.8 | 4.6 | 7.4 | 6.6 | 2.4 | 6.1 | **7.2** | 6.6 | 97 | 94 | 91 | NW 12 | NW 11 | NW 10 | 10 | 10 | 10 | 9.0 | ●² 2a-4p10; ⸝ N W 2a |
| Pro. Mit. | 53.9 | 54.2 | 54.3 | 3.5 | 4.0 | 3.7 | 0.1 | 5.1 | 5.0 | 5.0 | 86 | 83 | 83 | 4.3 | 4.8 | 4.5 | 7.7 | 7.6 | 7.2 | 106.4 | |

Barómetro reducido a 0°C y a gravedad normal.

Barometer reduciert auf 0°C und Normalsch

(1) 4p20-MN. (2) do el dia. (3) ⸝ NE I-III. (4) dia, ⸜ cerca 11a35-0p15, relámpagos blancos NE aSW. (5) 1a55 y ● ch 6p50-11p20; ≡⁰ MN-3a35. (6) MN. (7) MN; ≡¹ 10p50. (8) ≡² 3p40-MN. (9) ∞ am.

AFO (H = 142 m) **AGOSTO 1912** φ = 43° 33′ S λ = 74° 45′ W $h_a$ = ?

| Temp. a la Intemp. Temp. im Freien. C° Max. Min. | Velocidad del viento Windgeschwindigkeit m/minuto 7a | 2p | 9p | km 9p-7a | 7a-2p | 2p-9p | 7a-7a | k/1h | Nubes (clase y dirección) Wolken (Art und Richtung) 7a | 2p | 9p | Agua caída Niederschlag mm 7a | 2p | 9p | Evaporación Verdunstung mm 7a | 2p | 9p | 7a-7a |
|---|---|---|---|---|---|---|---|---|---|---|---|---|---|---|---|---|---|---|
| | 714 | 564 | 1668 | | | | | | ni | cu-ni | ni | 4.7 | — | 7.1 | | | | |
| | 1164 | 948 | 534 | | | | | | ni | str-cu | str-cu | 11.8 | — | — | | | | |
| | 414 | 498 | 486 | | | | | | str | str-cu | str | — | — | — | | | | |
| | 77 | 52 | 83 | | | | | | str-cu | str-cu | | — | — | — | | | | |
| | 35 | 47 | 186 | | | | | | str-cu | fr-cu | fr-cu | — | — | — | | | | |
| | 414 | 216 | 282 | | | | | | ci-str | ci-str | ci-str | — | — | — | | | | |
| | 498 | 366 | 65 | | | | | | str-cu | str-cu | | — | — | — | | | | |
| | 145 | 216 | 336 | | | | | | fr-cu | str-cu | str-cu | — | — | — | | | | |
| | 468 | 582 | 618 | | | | | | ni | ni | ni | 0.1 | 0.2 | 0.3 | | | | |
| | 600 | 498 | 666 | | | | | | ni | ni | ni | 4.1 | 2.9 | 4.8 | | | | |
| | 1218 | **1916** | 918 | | | | | | ni | ni | ni | 5.1 | 5.8 | 3.1 | | | | |
| | 702 | 582 | 1116 | | | | | | ni | ni | ni | 4.3 | 10.4 | 3.4 | | | | |
| | 1200 | 1833 | **1916** | | | | | | ni | ni | ni | — | 0.2 | 0.2 | | | | |
| | 1500 | 1350 | 1518 | | | | | | cu-ni | cu-ni | ni | 0.3 | 2.9 | 0.1 | | | | |
| | 1248 | 834 | 750 | | | | | | cu-ni | cu | cu-ni | 1.0 | — | 2.0 | | | | |
| | 798 | 498 | 300 | | | | | | cu-ni | ni | cu-ni | 4.1 | 2.6 | 2.0 | | | | |
| | 234 | 282 | 82 | | | | | | cu-ni | cu-ni | str-cu | 0.7 | — | — | | | | |
| | 168 | 133 | 198 | | | | | | fr-cu | ci-cu | ci-str | — | — | — | | | | |
| | 282 | 282 | 300 | | | | | | str-cu | str-cu | str-cu | — | — | — | | | | |
| | 432 | 582 | 336 | | | | | | str-cu | a-cu | cu-ni | — | — | — | | | | |
| | 1368 | 798 | 414 | | | | | | ni | ni | ni | 5.9 | 1.4 | 2.5 | | | | |
| | 516 | 1068 | 534 | | | | | | ni | ni | ni | 2.3 | 3.2 | 3.0 | | | | |
| | 552 | 702 | 786 | | | | | | ni | ni | ni | 0.3 | 2.5 | 2.6 | | | | |
| | 618 | 498 | 666 | | | | | | cu-ni | str-cu | cu-ni | 1.8 | — | — | | | | |
| | 582 | 300 | 282 | | | | | | cu-ni | cu-ni | cu-ni | 0.3 | — | — | | | | |
| | 366 | 834 | 1014 | | | | | | str-cu | str-cu | str-cu | — | — | — | | | | |
| | 1050 | 750 | 336 | | | | | | str-cu | str-cu | str-cu | — | — | — | | | | |
| | 36 | 95 | **34** | | | | | | fr-cu | ci | ci | — | — | — | | | | |
| | 49 | 186 | 234 | | | | | | | ci | ci | — | — | — | | | | |
| | 166 | 116 | 133 | | | | | | fr-cu | ci-str | str-cu | — | — | — | | | | |
| | 468 | 498 | 618 | | | | | | ci-str | ci-cu | ni | — | — | — | | | | |
| | 583 | 585 | 562 | | | | | | | | | 46.8 | 32.1 | 31.1 | | | | |

ANGELISTAS (H = 55 m) **AGOSTO 1912** φ = 52° 24′ S λ = 75° 06′ W $h_a$ = —

| | | | | | | | | | | | | | | | | | | |
|---|---|---|---|---|---|---|---|---|---|---|---|---|---|---|---|---|---|---|
| | | | | | | | | | cu-ni | cu-ni | ni | 4.5 | 1.5 | 1.2 | | | | |
| | | | | | | | | | cu-ni | ni | cu-ni | 1.8 | 0.1 | 0.0 | | | | |
| | | | | | | | | | cu-ni | cu-ni | ni | 0.0 | 0.6 | — | | | | |
| | | | | | | | | | cu-ni | str-cu | cu-ni | 0.6 | — | 0.2 | | | | |
| | | | | | | | | | cu-ni | cu-ni | cu | 0.1 | 0.1 | 0.0 | | | | |
| | | | | | | | | | cu-ni | str-cu | cu | — | 0.7 | 0.4 | | | | |
| | | | | | | | | | cu-ni | cu-ni, a-cu | ni | 0.3 | 0.2 | 1.5 | | | | |
| | | | | | | | | | ni | ni | ni | 3.4 | 9.2 | 9.6 | | | | |
| | | | | | | | | | cu-ni | cu-ni | cu-ni | 2.8 | 0.2 | 1.3 | | | | |
| | | | | | | | | | cu-ni | cu-ni | cu-ni | 2.1 | 0.9 | 1.2 | | | | |
| | | | | | | | | | str, fr-ni | str, fr-ni | str | 2.1 | — | 0.2 | | | | |
| | | | | | | | | | ni | cu-ni | cu-ni | 0.8 | 1.9 | — | | | | |
| | | | | | | | | | cu-ni | cu-ni | str-cu | 2.5 | 0.7 | — | | | | |
| | | | | | | | | | ni, str-cu | ci-str | ci-str | — | — | — | | | | |
| | | | | | | | | | cu-ni | str | ci-str | — | — | — | | | | |
| | | | | | | | | | cu | cu | cu-ni | — | — | 0.0 | | | | |
| | | | | | | | | | cu-ni | cu | fr-cu | 0.2 | 0.0 | 0.0 | | | | |
| | | | | | | | | | fr-cu | fr-cu | cu | — | — | — | | | | |
| | | | | | | | | | fr-cu | cu | cu | — | — | — | | | | |
| | | | | | | | | | str-cu | str | | — | — | — | | | | |
| | | | | | | | | | str-cu | str-cu | cu | — | — | — | | | | |
| | | | | | | | | | ni | ni | ni | 0.0 | 5.5 | 0.4 | | | | |
| | | | | | | | | | ni | ni | ni | 1.0 | 0.5 | 6.6 | | | | |
| | | | | | | | | | ni | cu-ni | cu-ni | 6.0 | 0.2 | 2.4 | | | | |
| | | | | | | | | | cu-ni | ni | cu-ni | 0.3 | 0.4 | 0.0 | | | | |
| | | | | | | | | | ni, ci | cu | cu-ni | 0.2 | 0.0 | 0.7 | | | | |
| | | | | | | | | | cu-ni | cu-ni | cu-ni | 0.2 | — | — | | | | |
| | | | | | | | | | cu, str | cu | ni | — | — | — | | | | |
| | | | | | | | | | cu-ni | str-cu | str-cu | 6.8 | 0.0 | 0.0 | | | | |
| | | | | | | | | | cu-ni | cu-ni | cu-ni | 0.8 | 0.0 | 0.0 | | | | |
| | | | | | | | | | ni | ni | ni | 9.0 | 31.5 | 1.9 | | | | |
| | | | | | | | | | | | | 45.5 | 54.2 | 27.6 | | | | |

as observaciones se efectuaron según hora oficial de Chile (75° de long.)

Alle Beobachtungen nach chilenischer Einheitszeit (75° Länge)

**PUNTA DUNGENES** (H = 5 m) **AGOSTO 1912** φ = 52° 24′ S λ = 68° 25′ W $C_g$ = +

| Día / Tag | Barómetro Barometer 700 mm + 7a | 2p | 9p | Temperatura del aire Lufttemperatur C° 7a | 2p | 9p | Max. | Min. | Humedad absoluta Absolute Feuchtigkeit mm 7a | 2p | 9p | Humedad relativa Relative Feuchtigkeit % 7a | 2p | 9p | Dirección y fuerza del viento Richtung und Stärke des Windes 0—12 B 7a | 2p | 9p | Nebulosidad Bewölkung 0—10 7a | 2p | 9p | Agua caída Niederschlag mm 7a-7a | Notas Bemerkungen |
|---|---|---|---|---|---|---|---|---|---|---|---|---|---|---|---|---|---|---|---|---|---|---|
| 1 | 44.9 | 45.9 | 47.9 | 2.0 | 4.0 | 1.0 | 4.5 | 0.5 | 4.7 | 5.1 | 4.4 | 89 | 84 | 89 | SW 4 | SW 4 | NW 4 | $8^1$ | $1^1$ | $1^0$ | — | |
| 2 | 46.0 | 46.0 | 47.0 | 0.8 | 1.0 | 1.4 | 4.0 | 0.6 | 4.1 | 4.6 | 4.5 | 85 | 92 | 89 | SW 4 | SW 4 | SW 4 | $6^2$ | 3 | $8^0$ | — | |
| 3 | 53.1 | 53.0 | 61.0 | 1 0 | 0.4 | 0.0 | 2.0 | 0.0 | 3.9 | 4.6 | 4.3 | 92 | 96 | 92 | SSW 3 | SW 5 | E 2 | $1^0$ | 9 | 0 | — | |
| 4 | 63.1 | 63.0 | 63.9 | 1.6 | 4.6 | 4.8 | 5.4 | 1.4 | 4.2 | 4.3 | 4.4 | 82 | 68 | 68 | SW 4 | SW 4 | SW 3 | $7^1$ | 3 | 0 | — | |
| 5 | 66.0 | 66.9 | 66.9 | 2.0 | 4.0 | 2.0 | 4.4 | 0.2 | 4.3 | 5.2 | 4.4 | 82 | 85 | 84 | SW 2 | C 0 | SW 3 | 1 | 1 | 0 | — | |
| 6 | 64.1 | 60.9 | 60.0 | 2.0 | 3.2 | 2.0 | 6.0 | 0.6 | 3.8 | 4.6 | 4.5 | 71 | 80 | 85 | SW 3 | SW 3 | SW 4 | 1 | 9 | 0 | — | |
| 7 | 59.0 | 57.9 | 57.9 | 2.2 | 4.2 | 3.0 | 5.0 | 1.5 | 4.6 | 5.2 | 4.9 | 85 | 84 | 87 | SW 2 | WSW 2 | NNW 2 | 0 | $8^2$ | $5^1$ | — | |
| 8 | 55.9 | 52.9 | 49.9 | 2.0 | 2.4 | 1.3 | 3.1 | 0.2 | 4.3 | 5.1 | 4.0 | 82 | 93 | 80 | WSW 2 | WSW 2 | NNW 2 | $2^1$ | $10^2$ | 5 | — | |
| 9 | 44.9 | 45.9 | 45.9 | 3.0 | 3.2 | 2.8 | 4.2 | 1.6 | 3.7 | 4.0 | 5.0 | 66 | 70 | 89 | W 3 | SW 3 | SSW 4 | $3^1$ | $8^2$ | $9^2$ | — | |
| 10 | 48.0 | 49.9 | 51.0 | 2.2 | 3.8 | 2.3 | 3.8 | 0.2 | 4.4 | 4.4 | 4.4 | 82 | 73 | 80 | WSW 4 | SW 4 | SW 4 | 1 | 3 | 0 | — | |
| 11 | 50.0 | 44.9 | **40.9** | 0.4 | 4.3 | 2.3 | 4.4 | 0.1 | 4.2 | 6.0 | 5.1 | 89 | 97 | 94 | WNW 3 | C 0 | C 0 | $3^1$ | $6^0$ | $10^1$ | — | |
| 12 | 43.0 | 49.9 | 53.9 | 0.4 | 4.0 | 1.3 | 4.3 | 0.0 | 4.3 | 4.3 | 4.1 | 90 | 70 | 82 | SW 4 | SW 2 | SW 3 | $6^1$ | $8^2$ | 0 | — | |
| 13 | 55.1 | 52.9 | 54.5 | -1.0 | 3.3 | 2.0 | 3.4 | -1.5 | 4.3 | 4.8 | 4.5 | 00 | 83 | 85 | NW 2 | WNW 1 | ENE 3 | $6^1$ | $4^0$ | $2^1$ | — | |
| 14 | 55.0 | 59.0 | 61.9 | 2.3 | 2.2 | 1.3 | 4.0 | 0.1 | 5.1 | 5.2 | 4.0 | 94 | 96 | 80 | E 4 | E 4 | E 5 | $10^1$ | $10^1$ | $3^0$ | — | |
| 15 | 61.0 | 61.1 | 61.3 | 1.2 | 1.6 | 5.0 | 6.0 | 0.2 | 4.8 | 3.6 | 5.5 | 96 | 71 | 84 | E 1 | E 2 | E 2 | $9^2$ | $8^1$ | 0 | — | |
| 16 | 59.9 | 60.4 | 61.3 | 4.2 | 0.1 | 4.4 | 5.0 | -0.5 | 5.2 | 4.3 | 4.9 | 84 | 92 | 79 | ENE 1 | C 0 | C 0 | $3^1$ | $2^0$ | $3^0$ | — | |
| 17 | 62.0 | 62.8 | 65.3 | 0.0 | 4.1 | 0.3 | 5.0 | -0.2 | 3.5 | 5.2 | **1.9** | 76 | 85 | 41 | ENE 1 | C 0 | C 0 | $7^2$ | $4^1$ | $4^1$ | — | |
| 18 | 69.1 | 68.3 | 70.0 | 4.4 | 3.2 | 0.0 | 5.2 | -2.1 | 5.6 | 4.0 | 2.9 | 90 | 70 | 63 | ENE 2 | SW 2 | NW 3 | 2 | 0 | 0 | — | ⌙ am |
| 19 | 61.9 | 69.1 | 70.3 | 1.3 | 2.5 | 5.4 | 5.9 | -2.1 | 4.0 | 5.2 | 5.4 | 80 | 94 | 80 | NW 2 | WNW 1 | W 2 | 0 | 0 | 0 | — | ⌙ am |
| 20 | 68.5 | 66.4 | 65.0 | 1.4 | 6.0 | -1.0 | 6.4 | -1.0 | 4.0 | 5.0 | 4.1 | 78 | 72 | 96 | WNW 2 | C 0 | WNW 2 | $5^1$ | 0 | 0 | — | |
| 21 | 61.4 | 57.2 | 56.7 | 1.4 | 4.2 | -0.3 | 5.0 | -0.5 | 4.7 | 4.4 | 4.4 | 93 | 71 | 98 | NNW 2 | NW 3 | W 4 | 0 | $4^1$ | $10^1$ | — | ⌙ am |
| 22 | 55.0 | 51.8 | 52.5 | -4.0 | 4.3 | 2.2 | 5.2 | **-4.8** | 3.3 | 4.2 | 4.5 | 98 | 68 | 84 | W 1 | NNW 3 | NNW 3 | 0 | $4^0$ | $5^1$ | — | ⌙ am |
| 23 | 51.1 | 48.9 | 44.0 | -0.1 | 9.0 | 3.8 | **9.9** | -0.5 | 4.4 | 4.6 | 5.4 | 96 | **53** | 90 | WNW 1 | NW 6 | NNW 5 | $5^0$ | $4^1$ | $10^1$ | — | ⌙ am |
| 24 | 42.1 | 43.8 | 44.8 | 2.6 | 4.4 | 3.2 | 5.0 | 2.1 | 5.2 | 5.8 | 5.6 | 94 | 93 | 97 | WSW 6 | WSW 3 | WSW 6 | $9^1$ | $4^0$ | $5^1$ | **1.2** | ● $^0$ am |
| 25 | 47.6 | 50.8 | 52.0 | 3.0 | 4.2 | 3.4 | 5.2 | 2.4 | 5.5 | 5.5 | 4.7 | 96 | 89 | 80 | WSW 5 | WSW 3 | WSW 5 | $6^1$ | $4^1$ | 0 | — | ● I |
| 26 | 54.0 | 56.6 | 71.0 | 3.2 | 5.0 | 3.2 | 5.3 | 1.4 | 5.4 | 5.5 | 5.6 | 93 | 84 | 97 | SW 6 | SW 3 | SW 2 | $6^0$ | $5^2$ | $5^1$ | 0.0 | |
| 27 | 69.0 | 70.8 | 71.2 | 2.4 | 4.9 | 3.2 | 5.9 | 2.4 | 5.3 | 5.7 | 5.8 | 96 | 87 | 00 | SSW 2 | WSW 2 | WSW 2 | 1 | $2^0$ | $9^1$ | — | |
| 28 | 72.9 | **73.7** | 72.6 | 1.3 | 4.2 | 2.4 | 5.6 | 1.0 | 5.0 | 5.2 | 4.9 | 00 | 85 | 89 | WSW 2 | WSW 1 | WSW 2 | 0 | 0 | 0 | 0.5 | ● $^0$ am |
| 29 | 72.6 | 67.8 | 67.6 | 1.4 | 4.4 | 3.0 | 5.8 | 0.0 | 4.5 | 5.2 | 5.7 | 89 | 84 | 00 | WSW 1 | WSW 3 | WSW 2 | $1^0$ | $5^1$ | $2^0$ | --- | ⌙ am |
| 30 | 65.8 | 64.8 | 64.8 | 4.0 | 4.2 | 2.4 | 6.2 | 2.0 | 5.0 | 4.4 | 5.4 | 82 | 71 | 98 | WSW 4 | WSW 4 | WSW 2 | $10^1$ | $8^1$ | $3^0$ | — | |
| 31 | 55.2 | 50.8 | 47.0 | 2.1 | 5.2 | 6.8 | 6.9 | 2.0 | 4.7 | 6.4 | **7.0** | 87 | 97 | 94 | SSW 4 | NW 6 | WSW 7 | $9^1$ | $10^2$ | 2 | — | |
| Pro. Mit. | 57.3 | 57.2 | 58.1 | 1.6 | 3.7 | 2.4 | 5.1 | 0.2 | 4.5 | 4.9 | 4.7 | 88 | 82 | 86 | 2.8 | 2.6 | 3.0 | 4.1 | 4.7 | 3.2 | 1.7 | |

**PUNTA ARENAS** (H = 4 m) **AGOSTO 1912** φ = 53° 10′ S λ = 70° 54′ W $C_g$ = $^{+0.6>75}_{+0.5<75}$

| | | | | | | | | | | | | | | | | | | | | | | |
|---|---|---|---|---|---|---|---|---|---|---|---|---|---|---|---|---|---|---|---|---|---|---|
| 1 | 44.6 | 47.4 | 46.0 | 2.3 | 1.9 | 0.4 | 3.0 | 0.4 | 3.9 | 3.6 | 3.6 | 73 | 69 | 76 | W 4 | WSW 5 | W 6 | 9 | 6 | 2 | 0.0 | ✳$^0$ 6a15-7a, 1p-2p |
| 2 | 48.2 | 48.9 | 51.2 | -2.4 | 1.3 | -1.5 | 3.1 | -3.5 | 3.0 | 2.9 | 3.2 | 78 | 57 | 79 | W 2 | W 5 | WSW 4 | 1 | 2 | 4 | 0.0 | ⌙$^2$ an |
| 3 | 55.5 | 57.1 | 63.2 | -3.1 | 0.2 | -1.0 | 1.9 | -3.6 | 2.7 | 2.9 | 2.8 | 73 | 62 | 65 | C 0 | SW 6 | SW 5 | 1 | 7 | 1 | — | ✳$^0$ 7a30 |
| 4 | *65.3* | 65.6 | 67.0 | *-2.8* | 3.4 | 1.6 | 4.0 | -2.8 | **2.0** | 3.6 | 3.8 | *65* | 61 | 74 | NW 1 | WSW 2 | SW 2 | 7 | 9 | 1 | 0.0 | ⌙$^2$ an |
| 5 | 68.4 | 67.9 | *68.0* | -0.7 | 4.9 | *-1.1* | 5.2 | -2.4 | 3.6 | 4.0 | *2.9* | 83 | 62 | *72* | W 2 | SSW 4 | C 0 | 3 | 2 | 0 | — | ⌙$^2$ an |
| 6 | 65.5 | 62.0 | 60.7 | -2.6 | 4.1 | 2.4 | 4.7 | -3.5 | 3.0 | 3.5 | 4.2 | 80 | 58 | 78 | N 2 | W 2 | W 1 | 5 | 8 | 10 | — | ⌙$^2$ an |
| 7 | 60.1 | 59.1 | *58.2* | 3.7 | 5.1 | *3.8* | 7.2 | *0.6* | 4.1 | 4.4 | *4.1* | 69 | 66 | *68* | W 3 | W 3 | W 2 | 4 | 10 | 10 | --- | ⌙$^2$ an |
| 8 | *56.3* | 53.0 | 48.6 | *2.5* | 3.0 | 0.4 | 3.5 | -0.2 | *4.5* | 4.6 | 4.6 | *82* | 81 | **98** | NW 2 | N 3 | N 2 | 10 | 10 | 10 | — | ● gt 2p, ✳$^1$ 6p30-9p |
| 9 | 44.4 | 42.8 | 47.9 | 2.9 | 4.7 | 2.8 | 5.5 | -1.9 | 4.2 | 4.3 | 3.2 | 75 | 67 | 57 | WNW 2 | W 8 | SW 6 | 2 | 2 | 0 | **4.0** | ⌙$^2$ an |
| 10 | 49.2 | 50.6 | 50.2 | 1.4 | 2.4 | 1.8 | 2.9 | 0.7 | 3.7 | 3.6 | 3.5 | 73 | 65 | 67 | W 6 | W 6 | W 6 | 3 | 6 | 0 | — | ✳$^0$ 7a |
| 11 | *48.6* | 44.6 | 42.6 | *1.2* | 3.1 | 1.0 | 4.0 | 0.8 | *3.6* | 3.7 | 3.8 | *73* | 65 | 76 | N 2 | W 2 | C 0 | 10 | 9 | 10 | 0.0 | ✳$^0$ 9a30-10a |
| 12 | 45.9 | 51.1 | 53.9 | -0.9 | 3.1 | 0.0 | 3.5 | -3.0 | 2.9 | 2.7 | 3.3 | 69 | **47** | 72 | W 5 | WSW 6 | W 3 | 4 | 3 | 0 | 0.0 | ⌙$^2$ an |
| 13 | 53.9 | 54.0 | 56.0 | -0.3 | 3.1 | 0.4 | 4.8 | -1.0 | 3.4 | 3.5 | 3.1 | 77 | 62 | 65 | NNW 1 | SSE 1 | W 2 | 8 | 4 | 10 | — | ∞ p |
| 14 | 58.9 | 60.5 | 62.9 | 1.6 | 1.6 | 0.5 | 2.9 | -0.5 | 3.3 | 3.5 | 3.7 | 64 | 67 | 77 | ENE 2 | ESE 3 | ESE 3 | 9 | 9 | 10 | — | ● gt 9p |
| 15 | *62.2* | 61.4 | 61.8 | *0.5* | 0.6 | 0.8 | 1.7 | 0.4 | *3.6* | 3.3 | 3.5 | *76* | 69 | 73 | ENE 2 | NNE 1 | C 0 | 10 | 9 | 10 | 0.0 | |
| 16 | 61.6 | 60.7 | 60.7 | -0.3 | 1.9 | 0.3 | 2.3 | -0.8 | 3.6 | 3.5 | 3.6 | 80 | 66 | 77 | SW 1 | C 0 | C 0 | 9 | 8 | 10 | 0.0 | ✳ an |
| 17 | *62.1* | 63.8 | 66.7 | *-0.3* | 1.2 | -0.2 | 1.7 | -0.7 | *4.3* | 4.2 | 3.9 | *96* | 85 | 86 | W 1 | N 1 | C 0 | 10 | 10 | 9 | — | ✳ (estrellada) durante el |
| 18 | *69.7* | 69.1 | 70.5 | *-2.0* | 3.1 | -1.2 | 4.3 | -2.8 | *3.6* | 3.7 | 3.3 | *90* | 65 | 79 | W 1 | SSW 2 | C 0 | 2 | 5 | 9 | 0.9 | ⌙$^2$ an |
| 19 | 71.2 | 70.9 | 70.6 | -1.8 | 5.0 | -1,2 | 7.6 | -3.8 | 3.7 | 4.1 | 3.4 | 92 | 63 | 81 | SSW 1 | ENE 2 | WNW 1 | 8 | 1 | 0 | — | ⌙$^2$ an |
| 20 | 68.7 | 67.1 | 65.7 | -3.4 | 2.7 | -0.2 | 3.1 | **-4.1** | 3.4 | 4.6 | 4.2 | 96 | 83 | 93 | W 1 | SW 1 | N 1 | 7 | 10 | 10 | — | ⌙$^2$ an, ≡ p |
| 21 | 61.6 | 58.4 | 57.1 | -1.2 | 1.1 | -1.2 | 1.5 | -1.7 | 3.7 | 4.2 | 3.6 | 89 | 85 | 87 | WNW 2 | SSW 1 | C 0 | 10 | 9 | 10 | — | ⫴ 10a-11a; ∪ 9p |
| 22 | 54.5 | 51.4 | 50.9 | -2.8 | 1.0 | -0.9 | 1.9 | -3.9 | 3.4 | 4.3 | 4.0 | 92 | 86 | 93 | WNW 1 | SSW 1 | W 1 | 10 | 9 | 7 | 0.0 | ⌙$^2$; ⊃ 9p |
| 23 | 50.1 | 48.1 | 43.8 | 1.6 | 6.1 | 2 0 | 7.5 | -1.6 | 4.8 | 4.8 | 4.1 | 93 | 68 | 77 | NNW 3 | NNE 2 | N 1 | 8 | 9 | 10 | — | ✳$^1$, ● 9p-11p30 |
| 24 | **42.5** | 43.6 | **42.5** | 2.2 | 6.3 | 4.4 | 6.7 | -0.2 | 4.8 | **5.7** | 4.8 | 89 | 80 | 77 | NW 2 | NNW 2 | C 0 | 9 | 8 | 9 | 2.7 | ⌙$^2$ an; ⊠ en los cerros |
| 25 | *47.6* | 49.9 | 52.3 | *3.9* | 7.3 | 2.8 | 7.5 | 2.2 | *4.9* | 4.5 | 4.2 | *80* | 59 | 75 | SW 3 | W 2 | W 4 | 5 | 7 | 7 | — | ⌙$^1$ an |
| 26 | 56.2 | 59.0 | 64.0 | 4.3 | 7.6 | 4.2 | 8.0 | 2.0 | 4.3 | 4.2 | 4.4 | 69 | 54 | 71 | SW 2 | SW 5 | SW 3 | 6 | 4 | 0 | — | ⊃$^1$ 9p |
| 27 | 70.7 | 72.1 | 72.8 | 2.4 | 6.2 | 1.8 | 8.3 | 0.4 | 4.4 | 4.9 | 4.0 | 81 | 69 | 77 | SSW 1 | C 0 | W 1 | 1 | 2 | 9 | — | ⌙$^2$ an |
| 28 | **74.3** | 73.6 | 72.3 | 0.5 | 6.7 | 1.0 | 7.2 | -1.8 | 4.2 | 4.4 | 3.9 | 88 | 60 | 79 | W 1 | NNW 2 | C 0 | 1 | 1 | 1 | — | ⌙$^2$ an |
| 29 | 70.1 | 69.0 | 67.8 | 1.3 | 6.5 | 3.2 | 6.7 | -2.0 | 4.0 | 4.6 | 4.3 | 80 | 63 | 75 | N 1 | SW 2 | C 0 | 9 | 7 | 8 | — | ⌙$^2$ an |
| 30 | 65.4 | 64.7 | 63.9 | 5.5 | 6.9 | 3.7 | 7.2 | 2.4 | 4.9 | 4.5 | 4.1 | 72 | 60 | 69 | NW 4 | WSW 4 | NNE 1 | 7 | 8 | 9 | — | |
| 31 | 55.0 | 48.5 | 44.9 | 2.8 | 10.1 | 7.6 | **10.3** | 1.6 | 4.4 | 5.0 | 3.7 | 78 | 54 | 48 | N 4 | NW 5 | WNW 5 | 10 | 9 | 0 | — | |
| Pro. Mit. | 58.3 | 57.9 | 58.2 | 0.5 | 3.9 | 1.2 | 4.8 | -1.1 | 3.8 | 4.0 | 3.8 | 80 | 66 | 76 | 2.1 | 2.9 | 1.9 | 6.4 | 6.5 | 6.0 | 7.6 | |

Barómetro reducido a 0°C y a gravedad normal.

Barometer reduciert auf 0°C und Normalschw

## NTA DUNGENES (H = 5 m) — AGOSTO 1912 — φ = 52° 24′ S — λ = 68° 25′ W — $h_a$ = —

| emp. a la temp. Temp. n Freien. C° | Velocidad del viento Windgeschwindigkeit | | | | | | | | Nubes (clase y dirección) Wolken (Art und Richtung) | | | Agua caída Niederschlag | | | Evaporación Verdunstung | | | |
|---|---|---|---|---|---|---|---|---|---|---|---|---|---|---|---|---|---|---|
| | m/minuto | | | km | | | | | | | | mm | | | mm | | | |
| ax. Min. | 7a | 2p | 9p | 9p-7a | 7a-2p | 2p-9p | 7a-7a | k/1h | 7a | 2p | 9p | 7a | 2p | 9p | 7a | 2p | 9p | 7a-7a |
| | | | | | | | | | fr-cu S | ci S | ci SW | — | — | — | | | | |
| | | | | | | | | | str-cu | ci-cu S | cu-ni S | — | — | — | | | | |
| | | | | | | | | | ci SW | cu-ni | | — | — | — | | | | |
| | | | | | | | | | fr-ni | ci-cu | | — | — | — | | | | |
| | | | | | | | | | ci S | ci S | | — | — | — | | | | |
| | | | | | | | | | ci | cu-ni S | | — | — | — | | | | |
| | | | | | | | | | | str-cu W | a-str N | — | — | — | | | | |
| | | | | | | | | | ci-str | cu-ni W | a-str | — | — | — | | | | |
| | | | | | | | | | ci-cu W | fr-ni | cu-ni | — | — | — | | | | |
| | | | | | | | | | ci W | ci-cu WSW | | — | — | — | | | | |
| | | | | | | | | | ci-cu | str-cu | fr-str | — | — | — | | | | |
| | | | | | | | | | str-cu S | fr-cu S | | — | — | — | | | | |
| | | | | | | | | | ci-str | a-cu N | ci-str N | — | — | — | | | | |
| | | | | | | | | | ci-str N | fr-str E | fr-str E | — | — | — | | | | |
| | | | | | | | | | cu-ni | fr-cu | | — | — | — | | | | |
| | | | | | | | | | ci-cu | ci-str N | ci-cu | — | — | — | | | | |
| | | | | | | | | | cu-ni N | a-cu | a-cu | — | — | — | | | | |
| | | | | | | | | | str-cu N | | | — | — | — | | | | |
| | | | | | | | | | | | | — | — | — | | | | |
| | | | | | | | | | ci | | | — | — | — | | | | |
| | | | | | | | | | | ci-str N | ni | — | — | — | | | | |
| | | | | | | | | | | a-cu W | ni NW | — | — | — | | | | |
| | | | | | | | | | fr-ni | ci-cu | fr-ni | — | — | — | | | | |
| | | | | | | | | | fr-ni W | ci-cu SW | ci-str | 1.2 | — | — | | | | |
| | | | | | | | | | ci-cu | ci-cu | | — | 0.0 | — | | | | |
| | | | | | | | | | cu-ni | fr-ni S | fr-ni SW | — | — | — | | | | |
| | | | | | | | | | ci-cu | ci-cu | cu-ni | — | — | — | | | | |
| | | | | | | | | | | | | 0.5 | — | — | | | | |
| | | | | | | | | | str W | fr-cu | str | — | — | — | | | | |
| | | | | | | | | | cu-ni N | fr-ni W | ci-cu S | — | — | — | | | | |
| | | | | | | | | | fr-ni | cu-ni | ni SSW | — | — | — | | | | |
| | | | | | | | | | | | | 1.7 | 0.0 | — | | | | |

## UNTA ARENAS (H = 4 m) — AGOSTO 1912 — φ = 53° 10′ S — λ = 70° 54′ W — $h_a$ = 11.2 m

| | | | | | | | | | | | | | | | | | | |
|---|---|---|---|---|---|---|---|---|---|---|---|---|---|---|---|---|---|---|
| 15.0 | -2.1 | 350 | 480 | 580 | 126.1 | 131.4 | 148.3 | 219.5 | 9.1 | fr-cu, str-cu WNW | cu-ni, a-cu W, ci-cu | cu, ci-str Bp | 0.0 | 0.0 | — | 0.2 | 0.4 | 0.4 | 0.6 |
| 17.5 | -5.4 | 100 | 490 | 320 | 238.4 | 138.9 | 39.0 | 518.1 | 21.6 | cu | cu, fr-cu W | cu-ni, fr-cu W | — | — | — | 0.2 | 0.4 | 0.4 | 1.0 |
| 16.5 | -5.6 | 0 | 580 | 440 | 21.6 | 120.4 | 155.0 | 199.5 | 8.3 | cu-ni | cu SW, cu-ni | str | — | 0.0 | — | 0.2 | 0.6 | 0.2 | 1.0 |
| 21.0 | -3.9 | 95 | 180 | 140 | 79.6 | 78.3 | 48.0 | 355.0 | 14.8 | cu W, a-cu WSW | cu-ni, str-cu, fr-ni | str | — | — | — | 0.2 | 0.4 | 0.0 | 1.0 |
| 20.0 | -4.5 | 115 | 320 | 0 | 96.0 | 89.9 | 57.0 | 222.3 | 9.3 | fr-cu SW, str-cu | ci [W | | — | — | — | 0.2 | 0.2 | 0.2 | 0.6 |
| 21.7 | -5.6 | 125 | 180 | 100 | 87.0 | 67.3 | 59.0 | 233.9 | 9.7 | str-cu WNW, fr-str | cu W, str-cu, ci-cu | a-str | — | — | — | 0.2 | 0.2 | 0.2 | 0.6 |
| 21.4 | -1.6 | 245 | 340 | 100 | 152.7 | | | 279.0 | 11.6 | fr-str, a-cu W, ci | fr ni W, a-str, ci-str | ni | — | — | — | 0.1 | 0.3 | 0.0 | 0.5 |
| 8.2 | -3.9 | 120 | 245 | 170 | | 56.3 | 85.0 | | | str | str, fr-ni | ni | — | 0.0 | 4.0 | 0.0 | 0.0 | 0.0 | 0.3 |
| 22.1 | -3.1 | 155 | **800** | 560 | 170.1 | 268.6 | 375.6 | 311.4 | 13.0 | cu, fr-cu W | cu, cu-ni | | — | — | — | 0.0 | 0.6 | 0.4 | **0.0** |
| 19.4 | -0.9 | 550 | 590 | 500 | 379.7 | 146.5 | 142.0 | **1023.9** | **42.7** | cu, cu-ni | cu-ni, ci-str W | | 0.0 | 0.0 | — | 0.4 | 0.6 | 0.2 | 1.4 |
| 7.7 | -0.8 | 200 | 120 | 0 | 213.8 | 84.3 | 64.0 | 502.3 | 20.9 | fr-cu, str, str-cu (1) | a-cu W, ci-str Bp | str | — | 0.0 | — | 0.2 | 0.2 | 0.2 | 1.0 |
| 19.2 | -5.0 | 490 | 500 | 300 | 112.0 | 166.4 | 154.0 | 260.3 | 10.8 | cu, fr-cu W | cu-ca, cu SW [SW | | — | — | — | 0.4 | 0.6 | 1.0 | 0.8 |
| 19.4 | -2.6 | 90 | 50 | 150 | 98.9 | 50.4 | 52.0 | 419.3 | 17.5 | cu, fr-cu NNW, (2) | cu WSW, fr-cu | a-str | — | — | — | 0.2 | 0.4 | 0.4 | **1.8** |
| 5.7 | -1.0 | 200 | 320 | 250 | 278.9 | 130.6 | 125.0 | 381.3 | 15.9 | fr-cu ESE, fr-ni, (3) | cu, fr-ni ENE, a-str | ni | — | — | 0.0 | 0.4 | 0.2 | 0.0 | 1.2 |
| 5.7 | -1.0 | 150 | 100 | 0 | 182.9 | 55.9 | 34.0 | 438.5 | 18.3 | ni, fr-ni NNE | fr-ni NNE, str | str | — | — | — | 0.0 | 0.0 | 0.2 | 0.2 |
| 8.4 | -1.6 | 80 | 0 | 0 | 54.7 | 53.0 | 23.0 | 144.6 | 6.0 | ni, str-cu WSW | str-cu WSW, a-cu | str | 0.0 | — | — | 0.2 | 0.2 | 0.0 | 0.4 |
| 7.7 | -1.7 | 50 | 85 | 0 | 21.8 | 19.9 | 17.0 | 97.8 | 4.1 | str, fr-ni NNE | ni, a-str [N | str-cu, fr-ni NW | — | 0.9 | 0.0 | 0.2 | 0.0 | 0.0 | 0.4 |
| 19.6 | -4.1 | 50 | 150 | 0 | 55.9 | 24.6 | 23.0 | **92.8** | **3.9** | cu, fr-cu | cu W, ci-cu W, ci- | str-cu | — | — | — | 0.2 | 0.0 | 0.2 | 0.2 |
| 18.2 | -5.6 | 50 | 100 | 90 | 75.8 | 32.8 | 27.0 | 123.4 | 5.1 | a-cu WSW, ci str | ci [str SSE, ci | | — | — | — | 0.2 | 0.0 | 0.2 | 0.4 |
| 10.9 | **-6.1** | 60 | 95 | 100 | 48.1 | 31.1 | 45.0 | 107.9 | 4.5 | cu, fr-cu SSE, (4) | str-cu WSW | str | — | — | — | 0.2 | 0.1 | 0.1 | 0.4 |
| 5.9 | -2.8 | 120 | 100 | 0 | 48.7 | 40.4 | 28.0 | 124.8 | 5.2 | str | cu-ni, str-cu NNW | str-cu ENE | — | 0.0 | — | 0.0 | 0.1 | 0.0 | 0.2 |
| 19.9 | -5.0 | 100 | 100 | 110 | 40.7 | 58.2 | 43.0 | 109.1 | 4.5 | str, str-cu | str, str-cu, ci-cu (11) | fr-cu W, cu | — | — | — | 0.0 | 0.2 | 0.0 | 0.1 |
| 13.0 | -3.2 | 240 | 210 | 100 | 76.7 | 83.8 | 55.0 | 177.9 | 7.4 | fr-ni WNW, str- (5) | fr-ni WNW, (12) | ni | — | — | 0.6 | 0.2 | 0.0 | 0.0 | 0.4 |
| 12.5 | -1.5 | 120 | 130 | 0 | 91.2 | 64.3 | 125.0 | 230.0 | 9.6 | ni NW, str, a-cu, (6) | fr-cu, str-cu (13) | str-cu | 2.1 | — | — | 0.0 | 0.1 | 0.3 | **0.0** |
| 26.7 | 0.7 | 240 | 125 | 400 | 121.9 | 119.3 | 109.0 | 311.2 | 13.0 | fr-cu SW, str-cu (7) | fr-cu W, ci-cu W | str-cu W, a-cu W | — | — | — | 0.2 | 0.4 | 0.2 | 0.6 |
| 25.4 | 0.5 | 150 | 480 | 250 | 171.7 | 44.4 | 80.0 | 400.0 | 16.7 | fr-cu SW, str-cu, (8) | cu, fr-cu SW | | — | — | — | 0.4 | 0.4 | 0.6 | 1.0 |
| 26.0 | -1.9 | 90 | 0 | 50 | 203.4 | 34.3 | 28.0 | 327.8 | 13.7 | str, ci-cu SSE | ci-str, ci-cu | str-cu SSE | — | — | — | 0.2 | 0.2 | 0.1 | 1.2 |
| 24.4 | -4.0 | 60 | 120 | 0 | 47.1 | 65.8 | 41.0 | 109.4 | 4.6 | cu | cu, ci-str W | ci | — | — | — | 0.0 | 0.2 | 0.2 | 0.3 |
| 21.4 | -4.3 | 60 | 130 | 0 | 61.2 | 68.0 | 46.0 | 168.0 | 7.0 | fr-cu WNW, str (9) | fr-cu W, cu-ni (14) | cu, a-cu, ci-str | — | — | — | 0.0 | 0.4 | 0.2 | 0.4 |
| 21.8 | 1.0 | 340 | 340 | 100 | 181.7 | 152.8 | 94.0 | 295.7 | 12.3 | fr-cu W, cu-ni, (10) | a-cu W, ci-cu | str, ci-str | — | — | — | 0.1 | 0.3 | 0.6 | 0.7 |
| 21.2 | 0.6 | 370 | 480 | 500 | 41.1 | 218.9 | 345.0 | 287.9 | 12.0 | fr-ni NW, str-cu | cu-ni NW, a- (15) | | — | — | — | 0.2 | 0.4 | 1.0 | 1.1 |
| 16.9 | -2.8 | 167 | 256 | 171 | 119.3 | 89.9 | 88.9 | 282.4 | 11.8 | | | | 2.1 | 0.9 | 4.6 | 5.2 | 8.1 | 7.5 | 19.8 |

Las observaciones se efectuaron según hora oficial de Chile (75° de long.)

Alle Beobachtungen nach chilenischer Einheitszeit (75° Länge).

WNW. (2) str-cu. (3) a str WNW (4) a-cu NW, ci-cu, (5) cu, fr-str. (6) ci-cu, ci-str WSW. (7) WSW, ci-cu. (8) ci-cu, ci-str. [(9) WNW, a-cu, ci-str. (10 ci-cu. (11) ci-str. (12) str-cu, str. 13) NW, ci-cu NNW. (14) W, str-cu. (15) str, a-cu W.

**SAN ISIDRO** (H = 21 m) **AGOSTO 1912** φ = 53° 48′ S λ = 70° 59′ W $C_g$ =

| Dia Tag | Barómetro Barometer 700 mm + | | | Temperatura del aire Lufttemperatur C° | | | | | Humedad absoluta Absolute Feuchtigkeit mm | | | Humedad relativa Relative Feuchtigkeit % | | | Dirección y fuerza del viento Richtung und Stärke des Windes 0—12 B | | | Nebulosidad Bewölkung 0—10 | | | Agua caída Niederschlag mm | Notas Bemerkungen |
|---|---|---|---|---|---|---|---|---|---|---|---|---|---|---|---|---|---|---|---|---|---|---|
| | 7a | 2p | 9p | 7a | 2p | 9p | Max. | Min. | 7a | 2p | 9p | 7a | 2p | 9p | 7a | 2p | 9p | 7a | 2p | 9p | 7a-7a | |
| 1 | 40.1 | 43.6 | 42.5 | 2.4 | 2.4 | 0.0 | 2.6 | -0.2 | 3.9 | 5.7 | 3.6 | 72 | 79 | 78 | SW | SW | SW | 10² | 4¹ | 1¹ | 1.5 | △¹ ch, ✳¹ 3a-6a15, 4 |
| 2 | 43.4 | 45.4 | 46.7 | -1.0 | -0.2 | 3.6 | 3.6 | -1.6 | 3.6 | 3.3 | 5.3 | 84 | 74 | 90 | SSW | SW | SW | 6² | 5² | 10² | 6.3 | ✳¹ MN, △¹ ch 3a45-8 |
| 3 | 50.3 | 52.4 | 59.0 | -1.4 | 0.0 | 0.0 | 0.0 | -1.4 | 2.8 | 3.2 | 3.6 | 68 | 71 | 78 | SW | SW | SW | 8² | 7² | 5² | 10.8 | ●¹, ┼², ▲¹ y ch |
| 4 | 60.5 | 60.9 | 62.7 | 1.2 | 3.4 | 3.0 | 4.0 | 0.0 | 3.9 | 4.1 | 3.9 | 78 | 70 | 69 | SW | SW | SW | 6¹ | 9² | 3⁰ | 8.2 | ✳¹ an |
| 5 | 63.4 | 64.5 | 64.9 | 3.2 | 3.6 | 2.4 | 3.6 | 2.0 | 4.0 | 4.2 | 3.9 | 70 | 70 | 72 | SW | SW | SW | 9² | 6² | 2⁰ | 0.0 | ✳¹ 11p30-MN |
| 6 | 61.1 | 57.5 | 57.0 | 2.0 | 4.6 | 4.6 | 4.6 | 1.6 | 3.6 | 3.7 | 4.1 | 68 | 59 | 65 | SW | SW | S | 4² | 5² | 3⁰ | 0.0 | ✳⁰ MN-2a15 |
| 7 | 56.3 | 54.6 | 54.0 | 4.0 | 5.0 | 4.0 | 5.0 | 3.4 | 4.9 | 4.6 | 4.3 | 80 | 69 | 70 | SW | SW | C | 8² | 10² | 3¹ | 0.0 | ✳⁰ |
| 8 | 52.3 | 49.1 | 45.1 | 3.6 | 4.0 | 1.4 | 4.0 | 1.4 | 4.2 | 4.7 | 4.5 | 70 | 77 | 89 | C | N | N | 10² | 10² | 10² | 0.0 | ✳¹ II; ≡¹ 7a-5p30 |
| 9 | 40.3 | 39.8 | 43.2 | 0.8 | 4.8 | 2.2 | 5.0 | 0.8 | 4.7 | 4.8 | 4.0 | 96 | 74 | 75 | C | SW | SW | 10² | 8² | 6² | 10.0 | ✳¹ 11p40-MN |
| 10 | 45.8 | 46.7 | 46.3 | -1.4 | 2.6 | 1.0 | 2.6 | -1.4 | 3.3 | 3.1 | 4.0 | 80 | 55 | 81 | SW | W | W | 8² | 4¹ | 1⁰ | **11.3** | ✳¹ MN-2a35, 3a20-8a |
| 11 | 43.7 | 40.9 | **39.2** | 1.4 | 2.2 | 0.2 | 3.0 | 0.0 | 4.5 | 4.6 | 4.0 | 89 | 85 | 85 | C | SSW | SW | 5¹ | 10² | 2⁰ | 2.2 | ←⁰ 1a-6a20 ✳⁰ ch 4p |
| 12 | 43.6 | 47.7 | 50.1 | 1.2 | 2.6 | -1.0 | 2.6 | -1.4 | 3.1 | 3.0 | 3.4 | 62 | 55 | 80 | SW | SW | C | 8² | 7² | 2⁰ | 6.8 | ✳¹, △¹, ▲¹ a interv 4 |
| 13 | 50.3 | 50.7 | 53.0 | -0.9 | 3.0 | 1.2 | 3.0 | -0.9 | 4.0 | 3.7 | 3.9 | 92 | 66 | 77 | C | W | SE | 8² | 6¹ | 2⁰ | 5.2 | ←⁰ 3a45-6a10; ≡ 2a |
| 14 | 55.5 | 57.6 | 59.6 | 0.8 | 1.5 | 0.0 | 1.8 | -0.3 | 3.7 | 3.4 | 3.5 | 77 | 67 | 76 | N | N | N | 7¹ | 6² | 3⁰ | 0.0 | ∽⁰ MN-7a30 |
| 15 | 58.6 | 58.3 | 58.4 | -1.5 | 1.1 | -0.5 | 1.8 | -1.6 | 4.1 | 3.9 | 3.5 | **00** | 79 | 79 | NNE | C | C | 10² | 10² | 3¹ | 2.3 | ∽² MN-9a30 |
| 16 | 58.4 | 58.2 | 57.6 | 1.7 | 1.0 | 0.7 | 1.9 | **-1.8** | **1.5** | 3.7 | 3.7 | **29** | 73 | 76 | C | N | N | 4⁰ | 2⁰ | 10⁰ | 0.0 | |
| 17 | 58.6 | 60.5 | 62.9 | 0.0 | 0.9 | 0.0 | 1.0 | -0.1 | 4.6 | 4.1 | 4.1 | **00** | 84 | 89 | NE | NE | C | 10² | 10² | 9² | — | ✳¹ 10a30-3p40 |
| 18 | 66.4 | 67.0 | 67.0 | 0.8 | 3.7 | 1.4 | 3.7 | -0.6 | 3.7 | 4.1 | 3.8 | 75 | 69 | 74 | C | S | E | 6¹ | 3⁰ | 5¹ | 0.0 | |
| 19 | 67.1 | 67.2 | 67.3 | 1.0 | 2.4 | 2.4 | 2.7 | 1.0 | 3.9 | 5.1 | 4.8 | 79 | 93 | 87 | SE | E | C | 2⁰ | 3⁰ | 2⁰ | — | |
| 20 | 65.3 | 63.2 | 61.7 | 0.0 | 2.3 | 0.6 | 2.4 | 0.0 | 4.4 | 4.9 | 4.4 | 96 | 89 | 92 | SW | SW | SW | 10² | 8² | 9² | 0.0 | ⋁¹ an |
| 21 | 59.1 | 54.7 | 53.4 | -1.1 | 0.2 | -0.7 | 0.5 | -1.3 | 3.7 | 4.4 | 3.8 | 86 | 96 | 86 | C | N | N | 10² | 10¹ | 2⁰ | — | ⋁¹ 11a30, 7p |
| 22 | 50.6 | 48.1 | 46.9 | -0.6 | 0.9 | 1.7 | 1.7 | -1.0 | 3.9 | 4.3 | 4.6 | 88 | 87 | 90 | N | N | NW | 10² | 10² | 10² | 0.0 | ✳² ch-6p-8p40 |
| 23 | 46.1 | 44.4 | 40.2 | 2.3 | 6.8 | 4.2 | 6.8 | 1.4 | 5.1 | 5.4 | 4.8 | 94 | 73 | 77 | N | NW | NW | 7² | 8¹ | 10⁰ | 1.3 | ●⁰ an |
| 24 | 39.5 | 39.8 | 40.1 | 2.9 | 5.0 | 4.4 | 5.0 | 2.0 | 5.0 | **5.8** | 4.6 | 88 | 89 | 74 | N | N | N | 10² | 8¹ | 9¹ | 4.5 | ●¹ MN-4a45 |
| 25 | 43.6 | 46.2 | 48.3 | 2.9 | 6.8 | 3.4 | 6.8 | 2.9 | 4.7 | 4.6 | 4.6 | 82 | 63 | 78 | SW | SW | SW | 5¹ | 5⁰ | 10² | — | ●⁰ II |
| 26 | 53.4 | 55.2 | 60.5 | 4.1 | 5.2 | 4.8 | 6.0 | 3.5 | 5.0 | 5.3 | 4.6 | 82 | 80 | 71 | SW | SW | SW | 10² | 9² | 5¹ | 2.7 | ●⁰ ch 10a20-3p15 |
| 27 | 67.1 | 67.9 | 69.3 | 3.9 | 5.3 | 3.2 | 5.4 | 3.1 | 4.9 | 4.7 | 4.6 | 80 | 71 | 80 | SW | SW | SW | 6² | 5¹ | 4⁰ | 1.3 | |
| 28 | **70.4** | 70.1 | 68.8 | 4.0 | 5.0 | 0.8 | 5.2 | 0.5 | 5.0 | 4.7 | 4.1 | 82 | 72 | 85 | C | C | C | 2⁰ | 1⁰ | 3⁰ | — | |
| 29 | 66.4 | 65.2 | 64.8 | 3.8 | 4.8 | 1.2 | 5.0 | 1.0 | 4.9 | 4.7 | 4.3 | 82 | 73 | 85 | C | C | C | 10² | 6¹ | 8⁰ | — | |
| 30 | 60.0 | 59.7 | 59.2 | 6.1 | 7.0 | 5.0 | 8.0 | 4.7 | 4.0 | 4.4 | 3.8 | 57 | 59 | 58 | C | SW | SW | 6¹ | 5⁰ | 7⁰ | — | |
| 31 | 50.1 | 44.9 | 41.6 | 4.1 | 7.1 | 8.2 | **8.6** | 3.4 | 5.0 | 4.6 | 3.6 | 82 | 61 | 44 | NE | NE | NW | 10² | 10² | 2⁰ | — | ≡¹ MN-1a20 |
| Pro. Mit. | 54.4 | 54.3 | 54.6 | 1.6 | 3.4 | 2.0 | 3.8 | 0.6 | 4.1 | 4.3 | 4.4 | 80 | 73 | 78 | | | | 7.6 | 6.8 | 5.2 | 74.4 | |

**Barómetro reducido a 0°C y a gravedad normal.** **Barometer reduciert auf 0°C und Normals**

(1) 11p35. (2) ▲¹ ✳ III. (3) ✳ ch 9a-MD, 4p10 4p30. (4) 11p45. (5) 5p30, ←¹ 9p-MN.

**ISIDRO** (H = 21 m) **AGOSTO 1912** φ = 53° 48′ S λ = 70° 59′ W $h_a$ = —

| mp. a la temp. Temp. Freien. | Velocidad del viento Windgeschwindigkeit | | | | | | | | Nubes (clase y dirección) Wolken (Art und Richtung) | | | Agua caída Niederschlag | | | Evaporación Verdunstung | | | |
|---|---|---|---|---|---|---|---|---|---|---|---|---|---|---|---|---|---|---|
| | m/minuto | | | km | | | | | | | | mm | | | mm | | | |
| x. Min. | 7a | 2p | 9p | 9p-7a | 7a-2p | 2p-9p | 7a-7a | k/1h | 7a | 2p | 9p | 7a | 2p | 9p | 7a | 2p | 9p | 7a-7a |
| | | | | | | | | | fr-ni SW | cu-ni SW | a-cu SW | 1.5 | 0.0 | 2.1 | | | | |
| | | | | | | | | | cu-ni SW | cu-ni SW | cu-ni SW | 4.2 | 1.3 | 2.7 | | | | |
| | | | | | | | | | cu-ni SW | cu-ni SW | cu-ni SW | 6.8 | 2.9 | 3.7 | | | | |
| | | | | | | | | | cu-ni SW | str-cu SW | cu SW | 1.6 | — | — | | | | |
| | | | | | | | | | cu-ni SW | cu-ni SW, ci SW | cu SW | 0.0 | — | — | | | | |
| | | | | | | | | | cu-ni SW | cu-ni SW | cu SW | 0.0 | — | — | | | | |
| | | | | | | | | | cu-ni SW | ni SW | cu SW | 0.0 | — | — | | | | |
| | | | | | | | | | ni E | ni N | ni N | 0.0 | — | 0.6 | | | | |
| | | | | | | | | | ni | cu-ni W | cu-ni SW | 9.4 | — | — | | | | |
| | | | | | | | | | cu-ni SW | ci-str SW | str-cu SW | 11.3 | 0.0 | 2.2 | | | | |
| | | | | | | | | | str-cu SW | str-cu SW | a-cu SW | 0.0 | — | 0.0 | | | | |
| | | | | | | | | | cu-ni SW | cu-ni SW | cu-ni SW | 6.8 | 2.5 | 0.0 | | | | |
| | | | | | | | | | cu-ni SW | cu-ni SW | fr-ni SW | 2.7 | — | — | | | | |
| | | | | | | | | | cu-ni SW | cu-ni N | cu-ni N | 0.0 | 0.0 | — | | | | |
| | | | | | | | | | ni NE | ni N | cu-ni SW | 2.3 | 0.0 | — | | | | |
| | | | | | | | | | cu SW, a-cu W | cu-ni W | ni SW | — | — | — | | | | |
| | | | | | | | | | ni NE | ni NE | str-cu E | — | 0.0 | 0.0 | | | | |
| | | | | | | | | | a-cu SW | a-cu SW | ci-cu SW | — | — | — | | | | |
| | | | | | | | | | cu-ni SW | a-cu SW | ci | — | — | — | | | | |
| | | | | | | | | | fr-ni WSW | cu SW | fr-ni SW, a-cu | 0.0 | — | — | | | | |
| | | | | | | | | | ni | ni | cu | — | 0.0 | 0.0 | | | | |
| | | | | | | | | | ni | ni | ni | — | — | 1.3 | | | | |
| | | | | | | | | | ni N | ni N | ni SW | — | — | — | | | | |
| | | | | | | | | | cu N | cu-ni NW | ni SW | 4.5 | — | — | | | | |
| | | | | | | | | | ni NW | cu-ni N, a-str SW, | ni | — | — | 0.0 | | | | |
| | | | | | | | | | cu-ni SW | fr-ni SW [ci SW | ni SW | 2.7 | 1.3 | 0.0 | | | | |
| | | | | | | | | | cu-ni SW | cu-ni SW | ci-cu SW | — | — | — | | | | |
| | | | | | | | | | cu N | cu NW | cu-ni NW | — | — | — | | | | |
| | | | | | | | | | cu-ni SW | cu-ni SW | fr-ni SW | — | — | — | | | | |
| | | | | | | | | | cu-ni SW | ci-cu SW | cu-ni SW, ci-cu S | — | — | — | | | | |
| | | | | | | | | | ni NE | ni NE | cu NW [W | — | — | — | | | | |
| | | | | | | | | | | | | 53.8 | 8.0 | 12.6 | | | | |

as observaciones se efectuaron según hora oficial de Chile (75° de long.)

Alle Beobachtungen nach chilenischer Einheitszeit (75° Länge).

**ARICA** (H = 10 m) **SEPTIEMBRE 1912** φ = 18° 29′ S λ = 70° 20′ W $C_g$ =

| Dia / Tag | Barómetro / Barometer 700 mm + | | | Temperatura del aire / Lufttemperatur C° | | | | | Humedad absoluta / Absolute Feuchtigkeit mm | | | Humedad relativa / Relative Feuchtigkeit % | | | Dirección y fuerza del viento / Richtung und Stärke des Windes 0—12 B | | | Nebulosidad / Bewölkung 0—10 | | | Agua caída / Niederschlag mm | Notas / Bemerkungen |
|---|---|---|---|---|---|---|---|---|---|---|---|---|---|---|---|---|---|---|---|---|---|---|
| | 7a | 2p | 9p | 7a | 2p | 9p | Max. | Min. | 7a | 2p | 9p | 7a | 2p | 9p | 7a | 2p | 9p | 7a | 2p | 9p | 7a-7a | |
| 1 | 59.9 | 58.3 | 59.4 | 14.2 | 16.0 | 15.0 | 22.0 | 11.2 | 9.1 | 9.6 | 8.9 | 76 | 71 | 70 | NE 1 | SW 3 | SW 1 | 10 | 0 | 10 | — | |
| 2 | 61.2 | 59.7 | 60.5 | 14.4 | 16.0 | 16.0 | 22.2 | 12.0 | 9.3 | 9.6 | 9.6 | 76 | 71 | 71 | C 0 | SW 3 | C 0 | 10 | 0 | 10 | — | |
| 3 | 61.2 | 59.9 | 60.3 | 15.0 | 16.2 | 16.2 | 21.4 | 11.4 | **7.9** | 9.5 | 9.5 | 62 | 69 | 69 | W 1 | SW 3 | E 1 | 10 | 0 | 10 | — | |
| 4 | 61.0 | 58.4 | 59.5 | 15.0 | 16.4 | 16.0 | 21.4 | 11.2 | 8.6 | 9.4 | 9.4 | 68 | 67 | 69 | C 0 | SW 3 | C 0 | 10 | 0 | 10 | — | |
| 5 | 62.2 | 60.9 | 61.2 | 15.4 | 17.0 | 16.0 | 22.0 | 12.0 | 9.7 | 10.1 | 9.6 | 75 | 70 | 71 | C 0 | SW 2 | C 0 | 10 | 0 | 10 | — | |
| 6 | 62.7 | 60.8 | 61.2 | 15.4 | 16.0 | 15.4 | 21.4 | 11.4 | 10.0 | 10.7 | 9.7 | 77 | 79 | 75 | C 0 | SW 3 | SW 1 | 10 | 3 | 10 | — | |
| 7 | 62.0 | 59.7 | 60.7 | 15.0 | 16.0 | 15.4 | 21.4 | 12.0 | 11.3 | 9.6 | 8.9 | 89 | 71 | 68 | C 0 | SW 2 | SW 1 | 10 | 10 | 10 | — | |
| 8 | 60.5 | 59.1 | 59.7 | 15.4 | 17.4 | 16.2 | 22.0 | 12.0 | 10.0 | 9.8 | 9.5 | 77 | 67 | 69 | N 1 | SW 2 | C 0 | 10 | 1 | 10 | — | |
| 9 | 60.5 | 58.5 | 60.5 | 15.4 | 17.0 | 15.2 | 23.1 | 11.2 | 8.9 | 9.8 | 9.0 | 68 | 70 | 70 | C 0 | SW 3 | C 0 | 10 | 0 | 0 | — | |
| 10 | 61.7 | 59.4 | 60.9 | 15.2 | 17.0 | 15.2 | 23.0 | 11.2 | 8.8 | 10.1 | 8.8 | 68 | 70 | 68 | SW 1 | SW 2 | C 0 | 10 | 0 | 0 | — | |
| 11 | 61.2 | 59.9 | 60.9 | 15.2 | 16.0 | 16.2 | 22.4 | **10.4** | 8.8 | 10.7 | 9.5 | 68 | 79 | 69 | W 1 | SW 3 | SW 1 | 10 | 0 | 10 | — | |
| 12 | 61.1 | 58.9 | 59.7 | 15.4 | 16.2 | 16.0 | 22.3 | 11.0 | 10.0 | 10.6 | 9.4 | 77 | 77 | 69 | C 0 | SW 3 | SW 1 | 10 | 1 | 10 | — | |
| 13 | 60.3 | 58.9 | 60.5 | 16.2 | 16.4 | 16.4 | 23.3 | 13.2 | 9.8 | 11.0 | 10.7 | 71 | 79 | 77 | SW 1 | SW 2 | SW 2 | 10 | 0 | 10 | — | |
| 14 | 61.3 | 60.8 | 62.5 | 16.2 | 18.0 | 17.0 | 24.4 | 13.2 | 10.6 | 10.9 | 11.5 | 77 | 71 | 80 | C 0 | SW 3 | SW 2 | 10 | 0 | 10 | — | |
| 15 | 62.3 | 60.6 | 61.2 | 16.0 | 17.4 | 17.0 | 23.3 | 12.0 | 10.7 | 11.2 | 10.1 | 79 | 76 | 70 | SW 1 | SW 3 | SW 2 | 10 | 0 | 10 | — | |
| 16 | 61.8 | 59.9 | 61.0 | 16.4 | 19.0 | 17.4 | 23.4 | 13.0 | 11.0 | 9.1 | 10.4 | 79 | **56** | 70 | SW 2 | SW 4 | SW 1 | 6 | 0 | 10 | — | |
| 17 | 60.6 | 59.2 | 60.4 | 17.0 | 18.2 | 18.0 | 24.0 | 13.0 | 10.1 | 10.7 | 10.9 | 70 | 69 | 71 | C 0 | SW 2 | C 0 | 10 | 0 | 10 | — | |
| 18 | 60.5 | 58.1 | 61.0 | 17.2 | 18.4 | 17.4 | 23.4 | 13.0 | 11.4 | 10.9 | 10.4 | 78 | 69 | 70 | NE 1 | SW 3 | SW 1 | 10 | 0 | 6 | — | |
| 19 | 62.0 | 59.1 | 60.5 | 17.0 | 19.0 | 17.4 | 23.2 | 12.4 | 11.5 | 11.7 | 10.1 | 80 | 72 | 68 | SW 1 | SW 4 | C 0 | 6 | 0 | 10 | — | |
| 20 | 60.1 | 58.2 | 60.4 | 17.0 | 18.0 | 17.4 | 23.2 | 12.4 | 10.1 | 10.9 | 10.1 | 70 | 71 | 68 | C 0 | SW 4 | SW 1 | 10 | 0 | 10 | — | |
| 21 | 60.2 | **57.2** | 59.9 | 17.0 | 18.0 | 17.2 | 25.0 | 12.0 | 11.5 | 10.9 | 11.4 | 80 | 71 | 78 | C 0 | SW 3 | C 0 | 10 | 9 | 10 | — | |
| 22 | 60.9 | 58.8 | 59.0 | 17.0 | 18.2 | 18.0 | 25.2 | 12.0 | 11.5 | 11.0 | 10.9 | 80 | 71 | 71 | SW 1 | SW 3 | C 0 | 10 | 0 | 10 | — | |
| 23 | 61.9 | 59.4 | 61.4 | 16.0 | 19.0 | 18.0 | 26.0 | 11.0 | 9.4 | 11.7 | 10.9 | 69 | 72 | 71 | W 1 | SW 2 | NE 1 | 0 | 1 | 3 | — | |
| 24 | 61.9 | 60.8 | 57.6 | 17.0 | 19.4 | 18.2 | 26.2 | 11.0 | 11.5 | 13.3 | 12.5 | 80 | 79 | 80 | C 0 | SW 2 | N 1 | 10 | 1 | 10 | — | |
| 25 | 62.2 | 61.3 | 57.4 | 18.0 | 19.0 | 18.4 | **27.0** | 12.0 | 12.3 | 13.2 | 12.1 | 80 | 81 | 77 | SW 1 | SW 3 | SW 2 | 10 | 0 | 10 | — | |
| 26 | 62.7 | 60.3 | 58.3 | 17.4 | 19.2 | 18.4 | 26.2 | 12.2 | 13.0 | **13.4** | 12.4 | **88** | 81 | 79 | SW 1 | SW 3 | C 0 | 10 | 10 | 10 | — | |
| 27 | 61.5 | 60.3 | 62.1 | 17.0 | 19.0 | 17.0 | 26.2 | 13.6 | 11.5 | 11.7 | 11.5 | 80 | 72 | 80 | SW 1 | SW 3 | S 1 | 10 | 0 | 10 | — | |
| 28 | 61.6 | 58.7 | 59.1 | 16.4 | 18.0 | 17.2 | 26.2 | 13.0 | 11.0 | 10.9 | 11.6 | 79 | 71 | 80 | C 0 | SW 3 | C 0 | 10 | 9 | 10 | — | |
| 29 | **63.8** | 62.7 | 58.7 | 16.2 | 19.0 | 17.4 | 25.4 | 12.2 | 12.0 | 11.7 | 11.2 | 87 | 72 | 76 | SW 2 | SW 3 | C 0 | 10 | 5 | 10 | — | |
| 30 | 63.2 | 62.1 | 61.0 | 18.0 | 18.0 | 17.4 | **27.0** | 12.0 | 10.9 | 10.9 | 10.4 | 71 | 71 | 70 | C 0 | SW 4 | C 0 | 10 | 0 | 10 | — | |
| Pro. Mit. | 61.5 | 59.7 | 60.2 | 16.1 | 17.6 | 16.8 | 23.8 | 12.0 | 10.4 | 10.8 | 10.4 | 76 | 72 | 72 | 0.6 | 2.9 | 0.7 | 9.4 | 1.7 | 9.0 | — | |

**IQUIQUE** (H = 10 m) **SEPTIEMBRE 1912** φ = 20° 12′ S λ = 70° 11′ W $C_g$ =-

| | | | | | | | | | | | | | | | | | | | | | | |
|---|---|---|---|---|---|---|---|---|---|---|---|---|---|---|---|---|---|---|---|---|---|---|
| 1 | 61.0 | 59.6 | 61.4 | 14.0 | 18.0 | 15.0 | 18.0 | 12.0 | 10.0 | **13.5** | 11.9 | 85 | 88 | **93** | NE 2 | NW 2 | C 0 | $10^2$ | $10^1$ | $10^1$ | — | |
| 2 | 61.3 | 60.2 | 62.2 | 14.8 | 18.4 | 16.0 | 21.2 | 12.0 | 10.9 | 12.7 | 10.1 | 87 | 80 | 75 | E 2 | NW 2 | C 0 | $10^1$ | $10^2$ | $10^1$ | — | |
| 3 | 61.1 | 59.6 | 61.1 | 15.4 | 17.6 | 16.0 | 21.6 | 12.0 | 9.4 | 9.4 | 10.4 | 72 | 63 | 77 | NW 1 | SW 2 | C 0 | $10^2$ | $8^0$ | $10^1$ | — | |
| 4 | 62.2 | 59.3 | 61.4 | 14.8 | 17.0 | 16.0 | 20.2 | 12.8 | 9.3 | 9.3 | 9.9 | 74 | 64 | 73 | SW 2 | SSW 3 | C 0 | $10^1$ | $10^2$ | $10^1$ | — | |
| 5 | 62.2 | 61.0 | 63.1 | 15.4 | 17.2 | 15.8 | 19.0 | 12.6 | 9.2 | 9.4 | 10.0 | 70 | 64 | 75 | NE 2 | SSW 3 | SW 1 | $10^1$ | $10^2$ | $10^1$ | — | |
| 6 | 62.7 | 60.7 | 62.4 | 14.8 | 16.8 | 15.8 | 20.2 | 12.6 | **9.0** | 9.4 | 9.5 | 72 | 66 | 71 | NE 3 | NW 3 | C 0 | $10^2$ | $10^2$ | $10^1$ | — | |
| 7 | 61.9 | 59.6 | 62.3 | 15.4 | 17.6 | 16.4 | 22.0 | 12.6 | 9.2 | 10.3 | 10.2 | 70 | 68 | 73 | W 1 | WSW 2 | C 0 | $10^2$ | $10^2$ | $10^1$ | — | |
| 8 | 61.9 | 62.1 | 62.2 | 14.8 | 18.2 | 16.0 | 21.2 | 12.4 | 9.5 | 10.5 | 10.1 | 76 | 67 | 75 | C 0 | NW 2 | C 0 | $10^2$ | $8^2$ | $10^1$ | — | |
| 9 | 61.5 | 61.5 | 62.1 | 15.0 | 17.8 | 16.4 | 20.4 | **11.4** | 9.9 | 9.6 | 11.0 | 78 | 63 | 79 | C 0 | SW 2 | SE 1 | $8^0$ | $8^0$ | $10^2$ | — | |
| 10 | 62.1 | 60.6 | 62.0 | 15.0 | 17.8 | 16.0 | 20.4 | 11.6 | 9.9 | 11.0 | 11.0 | 78 | 72 | 81 | SW 1 | S 4 | C 0 | $10^1$ | $10^2$ | $10^2$ | — | |
| 11 | 60.7 | 59.6 | 60.9 | 14.6 | 18.2 | 16.0 | 20.8 | 12.4 | 10.2 | 12.5 | 12.1 | 83 | 80 | 89 | C 0 | SW 2 | C 0 | $10^2$ | $10^2$ | $10^1$ | — | |
| 12 | 60.8 | 59.9 | 62.2 | 15.2 | 17.8 | 16.2 | 20.0 | 12.2 | 11.2 | 12.7 | 11.7 | 87 | 84 | 85 | SW 2 | SW 2 | S 2 | $10^1$ | $10^2$ | $10^1$ | — | |
| 13 | 61.1 | 59.6 | 61.9 | 16.0 | 18.6 | 16.2 | 20.4 | 12.4 | 11.8 | 12.2 | 11.4 | 87 | 77 | 83 | S 2 | S 3 | SW 1 | $10^1$ | $2^2$ | $10^1$ | — | |
| 14 | 61.8 | 61 3 | 63.7 | 16.4 | 17.4 | 16.0 | 19.8 | 14.0 | 10.2 | 10.4 | 11.2 | 73 | 70 | 83 | WSW 1 | SW 3 | C 0 | $10^2$ | $10^1$ | $10^1$ | — | |
| 15 | 63.2 | 60.7 | 62.2 | 16.0 | 20.2 | 16.6 | 23.0 | 13.8 | 10.4 | 13.1 | 11.7 | 77 | 74 | 83 | NE 1 | N 2 | C 0 | $10^1$ | $10^2$ | $10^1$ | — | |
| 16 | 62.3 | 61.2 | 62.4 | 16.8 | 22.0 | 17.0 | 23.8 | 14.0 | 10.2 | 11.1 | 11.5 | 72 | **56** | 80 | SE 1 | W 2 | S 2 | $10^1$ | $8^2$ | $10^2$ | — | |
| 17 | 60.2 | 59.4 | 60.6 | 17.0 | 19.8 | 17.4 | 23.4 | 13.2 | **9.0** | 10.6 | 11.0 | 63 | 61 | 74 | SE 2 | SW 2 | SW 2 | 0 | $8^2$ | $10^1$ | — | |
| 18 | 61.8 | 59.6 | 62.1 | 16.2 | 18.8 | 16.4 | 23.6 | 13.4 | 10.3 | 11.2 | 10.7 | 75 | 70 | 77 | S 2 | SW 2 | SW 2 | $10^1$ | $10^1$ | $8^2$ | — | |
| 19 | 62.5 | 60.4 | 61.2 | 15.4 | 18.8 | 16.4 | 23.8 | 12.4 | 11.6 | 11.2 | 11.6 | 89 | 70 | 83 | S 2 | S 4 | C 0 | $10^1$ | $8^2$ | $10^1$ | — | |
| 20 | 60.4 | 58.4 | 59.7 | 16.0 | 18.8 | 16.8 | 23.6 | 12.4 | 9.9 | 10.4 | 11.0 | 73 | 64 | 77 | SE 1 | W 2 | C 0 | $10^1$ | $4^2$ | $10^1$ | — | |
| 21 | 60.0 | **58.0** | 60.0 | 15.8 | 18.6 | 17.0 | 23.8 | 12.4 | 10.0 | 10.5 | 11.5 | 75 | 66 | 80 | NE 3 | SW 3 | C 0 | $10^1$ | $10^2$ | $10^2$ | — | |
| 22 | 61.0 | 60.7 | 61.9 | 16.8 | 17.6 | 17.0 | 22.0 | 13.4 | 10.8 | 10.0 | 11.2 | 76 | 67 | 78 | C 0 | SW 2 | C 0 | $10^2$ | $10^2$ | $10^1$ | — | |
| 23 | 61.7 | 59.3 | 62.2 | 16.0 | 19.0 | 17.0 | 22.4 | 12.0 | 10.1 | 11.1 | 12.6 | 75 | 68 | 88 | E 1 | SSW 3 | E 1 | $2^1$ | 0 | $8^0$ | — | |
| 24 | 61.4 | 60.9 | 63.6 | 17.4 | 20.2 | 18.0 | 21.4 | 12.0 | 12.1 | 13.1 | **13.5** | 82 | 74 | 88 | SW 1 | SW 2 | SW 3 | $8^0$ | $8^1$ | $10^2$ | — | |
| 25 | 63.3 | 62.3 | 63.7 | 17.6 | 18.2 | 17.4 | 23.4 | 12.0 | 13.2 | 12.8 | 12.7 | 88 | 82 | 86 | S 4 | SW 2 | SW 3 | $10^1$ | $10^2$ | $10^2$ | 0.0 | ||| ° 3a-5a |
| 26 | 62.6 | 61.6 | 63.4 | 16.8 | 18.8 | 17.0 | **24.2** | 12.0 | 11.6 | 12.4 | 12.1 | 81 | 77 | 84 | S 4 | S 4 | S 4 | $10^2$ | $10^2$ | $10^2$ | 0.0 | ||| 3a-4a |
| 27 | 62.2 | 60.6 | 62.7 | 16.4 | 19.4 | 17.2 | 21.2 | 14.0 | 11.6 | 12.9 | 11.4 | 83 | 77 | 78 | S 2 | S 3 | SW 2 | $10^2$ | $2^2$ | $10^1$ | — | |
| 28 | 61.9 | 60.1 | 62.1 | 16.4 | 19.0 | 17.0 | 21.0 | 13.2 | 11.0 | 10.8 | 11.2 | 79 | 66 | 78 | S 3 | SW 3 | SW 2 | $10^2$ | $4^2$ | $10^1$ | — | |
| 29 | 63.5 | 62.6 | **64.3** | 16.4 | 19.4 | 17.0 | 21.2 | 13.8 | 10.7 | 10.9 | 10.9 | 77 | 64 | 76 | NW 2 | SW 3 | SW 2 | $10^1$ | $2^1$ | 10 | — | |
| 30 | 64.0 | 62.8 | 63.8 | 17.0 | 19.4 | 16.0 | 21.4 | 13.2 | 10.1 | 10.9 | 11.5 | 70 | 64 | 85 | NW 2 | SW 2 | S 2 | 0 | $8^0$ | $10^1$ | — | |
| Pro. Mit. | 61.8 | 60.4 | 62.2 | 15.9 | 18.5 | 16.5 | 21.6 | 12.7 | 10.4 | 11.2 | 11.2 | 78 | 70 | 80 | 1.7 | 2.5 | 1.0 | 8.9 | 7.9 | 9.9 | 0.0 | |

Barómetro reducido a 0°C y a gravedad normal.

Barometer reduciert auf 0°C und Normals

EA (H = 10 m) **SEPTIEMBRE 1912** φ = 18° 29′ S λ = 70° 20′ W $h_a$ = —

| p. a la emp. emp. Freien. C° | Velocidad del viento Windgeschwindigkeit | | | | | | | | Nubes (clase y dirección) Wolken (Art und Richtung) | | | Agua caída Niederschlag | | | Evaporación Verdunstung | | | |
|---|---|---|---|---|---|---|---|---|---|---|---|---|---|---|---|---|---|---|
| | m/minuto | | | km | | | | | | | | mm | | | mm | | | |
| x. Min. | 7a | 2p | 9p | 9p-7a | 7a-2p | 2p-9p | 7a-7a | k/1h | 7a | 2p | 9p | 7a | 2p | 9p | 7a | 2p | 9p | 7a-7a |
| | | | | | | | | | a-str | | a-str | — | — | — | | | | |
| | | | | | | | | | str | | a-str | — | — | — | | | | |
| | | | | | | | | | a-str | | a-str | — | — | — | | | | |
| | | | | | | | | | str | | a-str | — | — | — | | | | |
| | | | | | | | | | str | | a-str | — | — | — | | | | |
| | | | | | | | | | a-str | cu | a-str | — | — | — | | | | |
| | | | | | | | | | a-str | str | a-str | — | — | — | | | | |
| | | | | | | | | | a-str | ci | a-str | — | — | — | | | | |
| | | | | | | | | | a-str | | | — | — | — | | | | |
| | | | | | | | | | str | | | — | — | — | | | | |
| | | | | | | | | | str | | a-str | — | — | — | | | | |
| | | | | | | | | | a-str | ci | a-str | — | — | — | | | | |
| | | | | | | | | | a-str | | a-str | — | — | — | | | | |
| | | | | | | | | | a-str | | a-str | — | — | — | | | | |
| | | | | | | | | | a-str | | a-str | — | — | — | | | | |
| | | | | | | | | | cu | | a-str | — | — | — | | | | |
| | | | | | | | | | a-str | | a-str | — | — | — | | | | |
| | | | | | | | | | a-str | | cu | — | — | — | | | | |
| | | | | | | | | | str-cu | | a-str | — | — | — | | | | |
| | | | | | | | | | a-str | | a-str | — | — | — | | | | |
| | | | | | | | | | a-str | a-cu | a-str | — | — | — | | | | |
| | | | | | | | | | a-str | | a-str | — | — | — | | | | |
| | | | | | | | | | | ci | ci-cu | — | — | — | | | | |
| | | | | | | | | | a-str | ci | a-str | — | — | — | | | | |
| | | | | | | | | | a-str | | a-str | — | — | — | | | | |
| | | | | | | | | | str-cu | str | str | — | — | — | | | | |
| | | | | | | | | | str | | a-str | — | — | — | | | | |
| | | | | | | | | | a-str | cu | a-str | — | — | — | | | | |
| | | | | | | | | | a-cu | ci | a-str | — | — | — | | | | |
| | | | | | | | | | str-cu | | a-str | — | — | — | | | | |
| | | | | | | | | | | | | — | — | — | | | | |
| | | | | | | | | | | | | 0.0 | — | — | | | | |

IQUE (H=10 m) **SEPTIEMBRE 1912** φ = 20° 12′ S λ = 70° 11′ W $h_a$ = —

| | | | | | | | | | | | | | | | | | | |
|---|---|---|---|---|---|---|---|---|---|---|---|---|---|---|---|---|---|---|
| | | | | | | | | | ni | ni | ni | — | — | — | | | | |
| | | | | | | | | | ni | cu-ni | ni | — | — | — | | | | |
| | | | | | | | | | cu-ni | ci-cu | ni | — | — | — | | | | |
| | | | | | | | | | ni | cu-ni | ni | — | — | — | | | | |
| | | | | | | | | | ni | cu-ni | ni | — | — | — | | | | |
| | | | | | | | | | cu-ni | cu-ni | ni | — | — | — | | | | |
| | | | | | | | | | ni | cu-ni | ni | — | — | — | | | | |
| | | | | | | | | | cu-ni | cu-ni | ni | — | — | — | | | | |
| | | | | | | | | | ci-cu | ci-cu | ni | — | — | — | | | | |
| | | | | | | | | | ni | cu-ni | ni | — | — | — | | | | |
| | | | | | | | | | cu-ni | cu-ni | ni | — | — | — | | | | |
| | | | | | | | | | ni | cu-ni | ni | — | — | — | | | | |
| | | | | | | | | | ni | cu | ni | — | — | — | | | | |
| | | | | | | | | | cu-ni | ni | ni | — | — | — | | | | |
| | | | | | | | | | ni | cu-ni | ni | — | — | — | | | | |
| | | | | | | | | | ni | cu-ni | cu-ni | — | — | — | | | | |
| | | | | | | | | | | cu-ni | ni | — | — | — | | | | |
| | | | | | | | | | ni | ni | cu-ni | — | — | — | | | | |
| | | | | | | | | | ni | cu-ni | ni | — | — | — | | | | |
| | | | | | | | | | ni | fr-ni | ni | — | — | — | | | | |
| | | | | | | | | | ni | cu-ni | ni | — | — | — | | | | |
| | | | | | | | | | cu-ni | cu-ni | ni | — | — | — | | | | |
| | | | | | | | | | fr-str | | ci-cu | — | — | — | | | | |
| | | | | | | | | | ci-cu | ci-cu | ni | — | — | — | | | | |
| | | | | | | | | | ni | ni | ni | 0.0 | — | — | | | | |
| | | | | | | | | | ni | cu-ni | ni | 0.0 | — | — | | | | |
| | | | | | | | | | | cu-ni | ni | — | — | — | | | | |
| | | | | | | | | | cu-ni | cu-ni | ni | — | — | — | | | | |
| | | | | | | | | | cu-ni, ni | a-cu | ni | — | — | — | | | | |
| | | | | | | | | | | ci-cu | ni | — | — | — | | | | |
| | | | | | | | | | | | | — | — | — | | | | |
| | | | | | | | | | | | | 0.0 | — | — | | | | |

Observaciones se efectuaron según hora oficial de Chile (75° de long.)

Alle Beobachtungen nach chilenischer Einheitszeit (75° Länge).

**ANTOFAGASTA** (H=5 m) **SEPTIEMBRE 1912** φ = 23° 39′ S λ = 70° 25′ W $C_g$ =

| Dia / Tag | Barómetro Barometer 700 mm + 7a | 2p | 9p | Temperatura del aire Lufttemperatur C° 7a | 2p | 9p | Max. | Min. | Humedad absoluta Absolute Feuchtigkeit mm 7a | 2p | 9p | Humedad relativa Relative Feuchtigkeit % 7a | 2p | 9p | Dirección y fuerza del viento Richtung und Stärke des Windes 0—12 B 7a | 2p | 9p | Nebulosidad Bewölkung 0—10 7a | 2p | 9p | Agua caída Niederschlag mm 7a-7a | Notas Bemerkungen |
|---|---|---|---|---|---|---|---|---|---|---|---|---|---|---|---|---|---|---|---|---|---|---|
| 1 | 59.8 | 59.3 | 59.4 | 16.4 | 24.2 | 14.8 | 24.6 | 12.1 | 10.4 | 16.6 | 10.1 | 75 | 75 | 81 | NE 2 | SW 3 | S 2 | 1 | 4 | 2 | — | |
| 2 | 60.1 | 59.7 | 59.8 | 16.6 | 24.2 | 15.0 | 24.5 | 12.2 | 10.9 | 16.5 | 10.2 | 77 | 74 | 81 | S 1 | SW 4 | SW 1 | 3 | 3 | 5 | — | |
| 3 | 60.4 | 59.9 | 60.0 | 16.5 | 24.1 | 14.0 | 24.5 | **12.0** | 11.2 | 16.2 | 10.3 | 80 | 73 | **87** | SW 2 | SW 5 | SW 2 | 1 | 2 | 3 | — | |
| 4 | 59.6 | 59.2 | 59.3 | 16.6 | 24.3 | 14.3 | 24.6 | 12.3 | 11.2 | 16.6 | 9.8 | 79 | 74 | 82 | SW 2 | SW 4 | SW 1 | 2 | 3 | 4 | — | |
| 5 | 60.9 | 60.4 | 60.6 | 16.7 | 54.3 | 14.8 | 24.8 | 12.2 | 10.8 | 16.8 | 10.1 | 76 | 75 | 81 | SW 1 | SW 3 | SW 2 | 2 | 2 | 3 | — | |
| 6 | 61.1 | 60.7 | 60.9 | 16.6 | 25.0 | 15.0 | 25.2 | 12.4 | 10.6 | **17.8** | 9.4 | 75 | 76 | 74 | SW 2 | SW 2 | S 1 | 2 | 4 | 4 | — | |
| 7 | 61.3 | 60.7 | 60.7 | 16.5 | 24.7 | 15.2 | 25.0 | 12.1 | 10.7 | 17.6 | 9.8 | 76 | 77 | 76 | S 1 | SW 3 | SW 2 | 1 | 3 | 3 | — | |
| 8 | 60.8 | 60.4 | 60.3 | 16.6 | 24.2 | 15.4 | 24.5 | 12.4 | 10.6 | 16.9 | 10.0 | 75 | 76 | 77 | S 2 | SW 4 | S 3 | 1 | 4 | 2 | — | |
| 9 | 60.0 | 59.7 | 59.8 | 16.8 | 24.4 | 15.3 | 24.8 | 12.3 | 11.0 | 17.1 | **9.0** | 77 | 76 | **69** | S 2 | SW 5 | SW 2 | 3 | 4 | 2 | — | |
| 10 | 60.4 | 59.9 | 60.1 | 17.0 | 24.3 | 16.0 | 24.6 | 12.4 | 11.5 | 16.8 | 10.7 | 80 | 75 | 79 | S 2 | SW 3 | SW 1 | 1 | 3 | 3 | — | |
| 11 | 60.9 | 60.5 | 60.7 | 16.5 | 24.2 | 15.9 | 24.7 | 12.4 | 11.2 | 16.5 | 10.7 | 80 | 74 | 80 | S 3 | SW 4 | S 2 | 1 | 2 | 2 | — | |
| 12 | 61.3 | 61.0 | 61.1 | 16.6 | 24.5 | 15.8 | 24.9 | 12.6 | 10.9 | 17.0 | 10.5 | 77 | 75 | 79 | S 4 | SW 3 | S 1 | 3 | 2 | 3 | — | |
| 13 | 60.9 | 60.5 | 60.7 | 16.8 | 24.6 | 16.0 | 25.0 | 12.6 | 11.3 | 17.0 | 10.7 | 79 | 74 | 79 | SW 2 | S 2 | S 2 | 2 | 3 | 2 | — | |
| 14 | 60.3 | 59.9 | 60.1 | 17.0 | 24.7 | 16.0 | 25.2 | 12.5 | 11.5 | 16.6 | 10.4 | 80 | 72 | 77 | SW 3 | S 3 | S 1 | 1 | 2 | 2 | — | |
| 15 | 62.4 | 62.0 | 62.2 | 17.2 | 24.6 | 16.0 | 25.0 | 12.4 | 11.1 | 17.0 | 10.4 | 76 | 74 | 77 | SW 2 | SW 2 | SW 2 | 2 | 2 | 3 | — | |
| 16 | 61.3 | 60.6 | 60.7 | 17.0 | 24.7 | 16.2 | 25.1 | 12.3 | 11.2 | 16.9 | 10.6 | 78 | 73 | 77 | SW 2 | SW 3 | SW 1 | 1 | 3 | 2 | — | |
| 17 | 60.4 | 60.0 | 60.1 | 17.1 | 24.6 | 16.0 | 25.0 | 12.3 | 11.4 | 16.3 | 10.4 | 79 | 71 | 77 | SW 1 | SW 4 | SW 2 | 2 | 2 | 2 | — | |
| 18 | 60.8 | 60.2 | 60.2 | 17.3 | 25.0 | 16.4 | 25.3 | 12.5 | 11.4 | 17.5 | 10.4 | 78 | 74 | 75 | SW 2 | S 3 | S 1 | 3 | 3 | 2 | — | |
| 19 | 60.3 | 59.8 | 59.8 | 17.0 | 24.2 | 16.0 | 24.6 | 12.3 | 11.2 | 16.5 | 10.7 | 78 | 74 | 79 | S 2 | S 2 | S 2 | 3 | 2 | 3 | — | |
| 20 | 59.3 | **59.0** | **59.0** | 17.4 | 24.8 | 16.0 | 25.2 | 12.5 | 11.2 | 16.9 | 10.4 | 76 | 73 | 77 | SW 3 | SW 3 | SW 1 | 2 | 2 | 2 | — | |
| 21 | 60.7 | 60.2 | 60.1 | 17.5 | 24.6 | 16.2 | 25.0 | 12.4 | 10.9 | 16.6 | 10.6 | 73 | 73 | 77 | SW 2 | SW 4 | SW 2 | 3 | 3 | 3 | — | |
| 22 | 60.1 | 59.9 | 59.9 | 17.8 | 25.2 | 16.5 | 25.6 | 12.6 | 10.7 | 17.3 | 10.7 | 70 | 73 | 76 | S 2 | SW 3 | SW 3 | 2 | 2 | 2 | — | |
| 23 | 60.7 | 60.2 | 60.3 | 17.6 | 25.0 | 16.2 | 25.3 | 12.5 | 11.1 | **17.8** | 10.6 | 74 | 76 | 77 | S 2 | SW 2 | S 2 | 2 | 3 | 2 | — | |
| 24 | 60.9 | 60.3 | 60.3 | 17.8 | 24.6 | 16.5 | 25.1 | 12.4 | 11.0 | 17.7 | 10.7 | 72 | 77 | 76 | S 1 | S 3 | SW 1 | 2 | 3 | 3 | — | |
| 25 | 62.0 | 61.5 | 61.9 | 17.0 | 25.0 | 16.0 | 25.4 | 12.3 | 10.9 | **17.8** | 10.4 | 76 | 76 | 77 | S 2 | SW 2 | S 2 | 3 | 3 | 2 | — | |
| 26 | 62.3 | 61.8 | 61.9 | 17.1 | 25.1 | 16.2 | 25.5 | 12.5 | 11.4 | 17.7 | 10.6 | 79 | 75 | 77 | NE 1 | SW 3 | SW 2 | 2 | 3 | 2 | — | |
| 27 | 60.8 | 60.5 | 60.7 | 17.5 | 24.9 | 16.3 | 25.2 | 12.7 | 11.5 | 17.5 | 10.2 | 77 | 75 | 74 | N 2 | SW 4 | SW 1 | 5 | 3 | 6 | — | |
| 28 | 62.3 | 61.7 | 61.8 | 17.6 | 25.2 | 16.5 | 25.7 | 12.2 | 11.4 | 17.7 | 10.7 | 76 | 74 | 76 | S 1 | SW 3 | SW 2 | 2 | 2 | 4 | — | |
| 29 | **63.0** | 59.6 | 59.8 | 17.6 | 25.4 | 16.3 | **25.8** | 12.5 | 11.7 | 17.6 | 10.5 | 78 | 73 | 76 | SW 2 | SW 4 | SW 1 | 3 | 2 | 2 | — | |
| 30 | 62.1 | 61.8 | 62.1 | 17.9 | 25.3 | 16.4 | 25.7 | 12.7 | 11.5 | 17.6 | 10.7 | 76 | 74 | 77 | SW 2 | SW 2 | SW 3 | 1 | 2 | 3 | — | |
| | | | | | | | | | | | | | | | | | | | | | — | |
| Pro. Mit. | 60.9 | 60.4 | 60.5 | 17.1 | 24.7 | 15.8 | 25.0 | 12.4 | 11.1 | 17.1 | 10.3 | 77 | 74 | 78 | 1.9 | 3.2 | 1.7 | 2.1 | 2.7 | 2.8 | — | |

**CALDERA** (H=30 m) **SEPTIEMBRE 1912** φ = 27° 03′ S λ = 70° 53′ W $C_g$ =

| | | | | | | | | | | | | | | | | | | | | | | |
|---|---|---|---|---|---|---|---|---|---|---|---|---|---|---|---|---|---|---|---|---|---|---|
| 1 | 58.8 | 58.1 | 57.9 | 10.1 | 15.2 | 14.3 | 15.9 | **10.1** | 9.1 | 10.6 | 10.5 | **99** | 83 | 87 | NE 1 | W 2 | NW 1 | $10^1$ | 1 | $10^1$ | — | ≡² 4a30-9a15 |
| 2 | 60.2 | 59.4 | 60.1 | 12.8 | 16.8 | 15.0 | 17.4 | 12.8 | 10.0 | 10.2 | 11.3 | 91 | 72 | 89 | NW 1 | C 0 | W 1 | $10^1$ | 0 | $10^0$ | — | |
| 3 | 61.4 | 59.9 | 59.9 | 13.8 | 15.0 | 13.8 | 15.7 | 13.2 | 9.9 | 10.2 | 10.7 | 85 | 81 | 92 | W 1 | SW 1 | C 0 | $10^1$ | $10^1$ | 10 | — | |
| 4 | 60.2 | 59.5 | 60.2 | 12.0 | 15.4 | 13.8 | 16.0 | 12.0 | 9.4 | 11.0 | 10.9 | 91 | 85 | 94 | C 0 | SW 1 | SW 1 | $10^1$ | $10^1$ | $10^1$ | — | |
| 5 | 61.3 | 60.7 | 61.1 | 12.8 | 14.8 | 13.6 | 15.6 | 12.8 | 10.2 | 10.3 | 10.8 | 94 | 83 | 94 | C 0 | SW 1 | SW 1 | $10^1$ | $10^1$ | $10^1$ | — | |
| 6 | 62.0 | 61.0 | 60.7 | 13.2 | 15.0 | 14.0 | 15.5 | 13.2 | 10.0 | 10.2 | 11.0 | 89 | 81 | 93 | C 0 | SW 1 | C 0 | $10^1$ | $10^1$ | $10^1$ | — | |
| 7 | 61.0 | 60.5 | 60.3 | 13.4 | 14.6 | 13.2 | 15.2 | 12.9 | 9.9 | 10.2 | 10.6 | 87 | 83 | 95 | SSW 1 | SW 2 | S 1 | $10^1$ | $10^1$ | $10^1$ | — | |
| 8 | 61.7 | 60.5 | 61.1 | 10.6 | 15.0 | 13.8 | 15.7 | 10.6 | 9.4 | 9.7 | 10.0 | **99** | 76 | 86 | C 0 | SW 1 | C 0 | $10^1$ | 6 | 0 | 0.2 | ||| ² 4a30-7a |
| 9 | 61.7 | 50.9 | 60.5 | 12.0 | 16.0 | 13.8 | 16.6 | 12.0 | **8.3** | 10.3 | 10.2 | 80 | 76 | 87 | C 0 | SW 2 | S 2 | 0 | 0 | 0 | — | |
| 10 | 61.6 | 50.9 | 59.9 | 12.0 | 16.7 | 14.0 | 17.2 | 12.0 | 9.4 | 10.5 | 10.3 | 91 | 74 | 87 | C 0 | SW 2 | SW 2 | 8 | 0 | 0 | — | |
| 11 | 60.9 | 59.8 | 59.6 | 10.8 | 16.5 | 14.0 | 17.1 | 10.8 | **8.3** | 10.4 | 10.6 | 87 | 74 | 90 | C 0 | SW 2 | C 0 | 0 | 0 | 0 | — | |
| 12 | 60.5 | 59.8 | 59.9 | 13.0 | 17.0 | 15.0 | 17.7 | 13.0 | 9.8 | 10.4 | 11.0 | 89 | 72 | 87 | NNW 2 | SW 1 | C 0 | $10^1$ | 0 | 0 | — | |
| 13 | 60.1 | 59.9 | 60.2 | 14.0 | 15.2 | 14.0 | 15.9 | 13.5 | 10.3 | 11.3 | 10.8 | 87 | 88 | 92 | NE 1 | C 0 | C 0 | $10^1$ | $10^1$ | $10^1$ | — | |
| 14 | 61.0 | 59.9 | 60.6 | 13.0 | 15.8 | 14.6 | 16.5 | 13.0 | 10.4 | 10.8 | 10.7 | 94 | 81 | 87 | C 0 | SW 1 | W 1 | $10^1$ | $10^1$ | $10^1$ | — | |
| 15 | 62.0 | 61.0 | 60.8 | 14.0 | 17.4 | 15.7 | 18.0 | 14.0 | 10.6 | 11.0 | 10.7 | 90 | 74 | 81 | N 4 | C 0 | C 0 | $10^1$ | 0 | $10^1$ | — | |
| 16 | 62.0 | 61.7 | 61.5 | 14.1 | 15.2 | 14.4 | 15.9 | 14.1 | 10.8 | 11.2 | 11.4 | 91 | 87 | 94 | C 0 | W 1 | SW 1 | $10^1$ | $10^1$ | $10^1$ | — | |
| 17 | 61.6 | 60.7 | 61.2 | 13.8 | 17.0 | 15.0 | 17.7 | 13.8 | 10.7 | 10.1 | 11.3 | 92 | **70** | 89 | S 1 | SW 1 | SW 1 | $10^1$ | 2 | 8 | 0.0 | ||| ⁰ 6a-8a |
| 18 | 62.0 | 60.8 | 61.5 | 13.8 | 17.0 | 14.8 | 17.8 | 13.8 | 10.3 | 10.2 | 11.3 | 88 | 71 | 90 | NW 2 | SW 2 | C 0 | $10^1$ | 3 | $10^1$ | 0.0 | ||| ⁰ 5a-8a30 |
| 19 | 62.6 | 61.3 | 60.3 | 13.8 | 17.0 | 15.0 | 17.9 | 13.8 | 10.4 | 10.8 | 11.3 | 90 | 75 | 89 | NW 1 | SW 1 | S 2 | $10^1$ | 0 | 0 | 0.0 | |
| 20 | 59.4 | **57.2** | 57.7 | 13.7 | 15.0 | 14.4 | 15.7 | 13.7 | 10.7 | 10.2 | 11.1 | 93 | 81 | 92 | N 3 | W 1 | W 1 | $10^1$ | $10^1$ | $10^1$ | — | |
| 21 | 59.0 | 58.4 | 59.0 | 14.0 | 15.6 | 14.5 | 16.2 | 14.0 | 10.6 | 10.9 | 10.8 | 90 | 83 | 88 | NNW 4 | SW 2 | SW 1 | $10^1$ | 8 | $10^0$ | — | |
| 22 | 60.4 | 60.8 | 60.6 | 14.2 | 15.8 | 14.4 | 16.5 | 14.2 | 10.6 | 10.8 | 10.6 | 88 | 81 | 87 | NNW 2 | W 1 | W 1 | $10^1$ | $10^0$ | 0 | — | |
| 23 | 61.5 | 59.6 | 59.7 | 13.2 | 16.0 | 14.8 | 16.8 | 13.2 | 10.1 | 10.7 | 11.4 | 90 | 79 | 91 | NE 1 | W 1 | C 0 | $10^1$ | $10^0$ | $10^0$ | — | ● ⁰ 6p-n |
| 24 | 61.1 | 60.3 | 61.1 | 13.4 | 16.8 | 15.9 | 17.5 | 13.4 | 9.9 | 10.2 | 11.0 | 87 | 72 | 82 | C 0 | C 0 | SW 1 | 8 | 6 | $10^0$ | **0.3** | ||| ⁰ 9p-11p30 |
| 25 | 63.3 | 60.7 | 63.7 | 15.0 | 17.0 | 15.3 | 17.8 | 14.9 | 10.2 | 11.5 | **11.8** | 81 | 80 | 91 | C 0 | SW 3 | SW 1 | 2 | $10^0$ | 0 | 0.0 | |
| 26 | 63.0 | 61.5 | 62.0 | 14.3 | 17.0 | 15.4 | 17.6 | 14.3 | 11.4 | 11.5 | 11.6 | 95 | 80 | 89 | C 0 | SW 3 | SW 1 | $10^1$ | 9 | 0 | — | |
| 27 | 63.2 | 60.7 | 60.7 | 14.6 | 17.1 | 15.0 | 17.9 | 14.6 | 10.5 | 11.4 | 11.4 | 85 | 79 | 90 | S 1 | SW 2 | SW 1 | $10^1$ | 0 | $10^1$ | — | |
| 28 | 61.8 | 58.8 | 59.8 | 14.2 | 17.5 | 14.4 | **18.2** | 14.0 | 10.6 | 11.5 | 11.2 | 88 | 77 | 93 | C 0 | SW 1 | SW 1 | $10^1$ | 0 | $10^1$ | — | |
| 29 | 63.1 | 62.6 | 63.4 | 13.6 | 16.0 | 15.0 | 16.8 | 13.6 | 10.5 | 10.7 | 11.6 | 92 | 79 | 91 | C 0 | C 0 | W 1 | $10^1$ | $10^0$ | $10^1$ | — | |
| 30 | **65.1** | 62.6 | 62.3 | 14.4 | 16.4 | 14.0 | 17.0 | 13.6 | 10.6 | 11.3 | 10.7 | 87 | 81 | 91 | C 0 | S 4 | S 1 | $10^1$ | 0 | 0 | — | |
| Pro. Mit. | 61.3 | 60.3 | 60.6 | 13.3 | 16.1 | 14.5 | 16.8 | 13.2 | 10.1 | 10.7 | 11.0 | 90 | 79 | 90 | 0.9 | 1.3 | 0.8 | 8.9 | 5.5 | 6.6 | 0.5 | |

Barómetro reducido a 0°C y a gravedad normal.

Barometer reduciert auf 0°C und Normalsch

**OFAGASTA** (H = 5 m) **SEPTIEMBRE 1912** φ = 23° 39′ S λ = 70° 25′ W $h_a$ = —

| p. a la emp. mp. reien. ° Min. | Velocidad del viento Windgeschwindigkeit m/minuto 7a | 2p | 9p | km 9p-7a | 7a-2p | 2p-9p | 7a-7a | k/1h | Nubes (clase y dirección) Wolken (Art und Richtung) 7a | 2p | 9p | Agua caída Niederschlag mm 7a | 2p | 9p | Evaporación Verdunstung mm 7a | 2p | 9p | 7a-7a |
|---|---|---|---|---|---|---|---|---|---|---|---|---|---|---|---|---|---|---|
| | | | | | | | | | str | str | a-str | — | — | — | 0.2 | 0.6 | 0.3 | |
| | | | | | | | | | cu-ni, fr-str | fr-str | str | — | — | — | 0.1 | 0.5 | 0.4 | 1.0 |
| | | | | | | | | | str | fr-str | fr-ni | — | — | — | 0.3 | 0.4 | 0.6 | **1.2** |
| | | | | | | | | | str | cu-ni | fr-str | — | — | — | 0.2 | 0.5 | 0.3 | **1.2** |
| | | | | | | | | | fr-ni | str | str | — | — | — | 0.2 | 0.3 | 0.5 | 1.0 |
| | | | | | | | | | str | a-str | a-cu | — | — | — | 0.1 | 0.2 | 0.3 | 0.9 |
| | | | | | | | | | cu-ni | str | fr-str | — | — | — | 0.2 | 0.3 | 0.3 | **0.7** |
| | | | | | | | | | cu | str | str | — | — | — | 0.3 | 0.5 | 0.2 | 0.9 |
| | | | | | | | | | | cu-ni, str | fr-str | — | — | — | 0.2 | 0.4 | 0.3 | 0.9 |
| | | | | | | | | | cu-ni | str | a-str | — | — | — | 0.2 | 0.4 | 0.3 | 0.9 |
| | | | | | | | | | str | str | a-str | — | — | — | 0.2 | 0.3 | 0.2 | 0.9 |
| | | | | | | | | | fr-ni | cu-ni | str | — | — | — | 0.3 | 0.5 | 0.3 | 0.8 |
| | | | | | | | | | cu-ni | str | fr-str | — | — | — | 0.2 | 0.5 | 0.2 | 1.0 |
| | | | | | | | | | str | cu-ni | a-str | — | — | — | 0.2 | 0.4 | 0.3 | 0.9 |
| | | | | | | | | | fr-ni | str | str | — | — | — | 0.2 | 0.4 | 0.2 | 0.9 |
| | | | | | | | | | str | fr-str | str | — | — | — | 0.3 | 0.5 | 0.3 | 0.9 |
| | | | | | | | | | str | a-str | str | — | — | — | 0.2 | 0.4 | 0.2 | 1.0 |
| | | | | | | | | | cu | str | fr-str | — | — | — | 0.2 | 0.4 | 0.3 | 0.8 |
| | | | | | | | | | fr-ni | str | str | — | — | — | 0.3 | 0.5 | 0.2 | 1.0 |
| | | | | | | | | | str | str | str | — | — | — | 0.3 | 0.4 | 0.3 | 1.0 |
| | | | | | | | | | str | cu-ni | fr-str | — | — | — | 0.2 | 0.5 | 0.2 | 0.9 |
| | | | | | | | | | fr-ni | str | str | — | — | — | 0.3 | 0.5 | 0.3 | 1.0 |
| | | | | | | | | | str | cu | fr-str | — | — | — | 0.2 | 0.4 | 0.2 | 1.0 |
| | | | | | | | | | str | fr-str | a-str | — | — | — | 0.1 | 0.4 | 0.3 | **0.7** |
| | | | | | | | | | fr-ni | str | a-str | — | — | — | 0.2 | 0.4 | 0.2 | 0.9 |
| | | | | | | | | | str | fr-str | str | — | — | — | 0.2 | 0.4 | 0.1 | 0.8 |
| | | | | | | | | | cu-ni | fr-str | str | — | — | — | 0.3 | 0.4 | 0.2 | 0.8 |
| | | | | | | | | | fr-ni | str | str | — | — | — | 0.2 | 0.4 | 0.3 | 0.8 |
| | | | | | | | | | str | str | fr-str | — | — | — | 0.3 | 0.6 | 0.2 | 1.0 |
| | | | | | | | | | fr-ni | fr-str | str | — | — | — | 0.2 | 0.5 | 0.3 | 1.0 |
| | | | | | | | | | | | | — | — | — | 6.6 | 12.9 | 8.3 | 26.8 |

**OERA** (H = 30 m) **SEPTIEMBRE 1912** φ = 27° 03′ S λ = 70° 53′ W $h_a$ = 28 m

| | | | | | | | | | | | | | | | | | | |
|---|---|---|---|---|---|---|---|---|---|---|---|---|---|---|---|---|---|---|
| 80 | 120 | 80 | 54.3 | 77.7 | 35.0 | 138.3 | 5.8 | ni NE | cu W | ni NW | — | — | — | | | | |
| 40 | 0 | 30 | 48.1 | 32.7 | 25.3 | 160.8 | 6.7 | ni NW | | ni W | — | — | — | | | | |
| 30 | 60 | 0 | 61.1 | 43.0 | 24.5 | 119.1 | 5.0 | ni W | | ni W | — | — | — | | | | |
| 0 | 40 | 30 | 19.1 | 28.1 | 40.0 | 86.6 | 3.6 | ni SW | ni SW | ni SW | — | — | — | | | | |
| 0 | 30 | 35 | 52.5 | 32.1 | 21.8 | 120.6 | 5.0 | ni SW | ni SW | ni SW | — | — | — | | | | |
| 0 | 35 | 0 | 18.5 | 20.0 | 30.7 | 72.4 | 3.0 | ni W | ni W | ni SW | — | — | — | | | | |
| 30 | 90 | 35 | 20.0 | 46.3 | 38.4 | 70.7 | 2.9 | ni SSW | ni SW | ni SW | — | — | — | | | | |
| 0 | 50 | 0 | 21.0 | 36.4 | 23.5 | 105.7 | 4.4 | ni NW | cu-ni SW | | 0.2 | — | — | | | | |
| 0 | 110 | 220 | 19.4 | 45.4 | 87.9 | 79.3 | 3.3 | | | | — | — | — | | | | |
| 0 | 290 | 140 | 43.0 | 91.0 | 87.1 | 176.3 | 7.3 | cu-ni | | | — | — | — | | | | |
| 0 | 140 | 0 | 35.8 | 67.3 | 32.0 | 213.9 | 8.9 | | | | — | — | — | | | | |
| 180 | 50 | 0 | 67.6 | 42.5 | 39.5 | 166.9 | 7.0 | ni NNW | | | — | — | — | | | | |
| 50 | 0 | 0 | 62.1 | 31.0 | 41.7 | 144.1 | 6.0 | ni NE | ni W | ni SW | — | — | — | | | | |
| 0 | 30 | 60 | 38.0 | 28.7 | 31.2 | 110.7 | 4.6 | ni W | ni SW | ni W | — | — | — | | | | |
| 440 | 0 | 0 | 125.0 | 43.0 | 26.4 | 184.9 | 7.7 | ni N | | ni W | — | — | — | | | | |
| 0 | 160 | 80 | 41.7 | 73.6 | 31.8 | 111.1 | 4.6 | ni NW | ni W | ni SW | — | — | — | | | | |
| 40 | 80 | 60 | 19.0 | 40.0 | 38.8 | 124.4 | 5.2 | ni S | cu-ni SW | cu-ni SW | 0.0 | 0.0 | — | | | | |
| 220 | 240 | 0 | 84.6 | 93.2 | 17.4 | 163.4 | 6.8 | ni NW | fr-cu SW | ni SW | 0.0 | 0.0 | — | | | | |
| 50 | 80 | 260 | 24.0 | 31.0 | 82.0 | 134.6 | 5.6 | ni NNW | | | — | — | — | | | | |
| 520 | 70 | 120 | 124.0 | 63.4 | 42.4 | **237.0** | **9.9** | ni N | ni W | ni W | — | — | — | | | | |
| 700 | 180 | 100 | 120.1 | 52.0 | 45.6 | 225.9 | 9.4 | ni NW | ni SW | cu-ni SW, ni SW | — | — | — | | | | |
| 220 | 30 | 40 | 85.2 | 30.0 | 28.8 | 182.8 | 7.6 | ni NNW | ni W | ni | — | — | — | | | | |
| 80 | 40 | 0 | 61.0 | 32.0 | 19.8 | 119.8 | 5.0 | cu-ni | cu-ni W | | — | — | 0.2 | | | | |
| 0 | 0 | 30 | 49.8 | 24.6 | 19.0 | 101.6 | 4.2 | ni NE | ni W | ni | 0.1 | — | 0.0 | | | | |
| 0 | 620 | 40 | 22.0 | 93.6 | 36.2 | **65.6** | **2.7** | cu-ni | ni SW | | 0.0 | — | — | | | | |
| 0 | 490 | 120 | 45.0 | 96.0 | 46.0 | 174.8 | 7.3 | ni NW | cu-ni SW | | — | — | — | | | | |
| 140 | 400 | 80 | 69.0 | 79.0 | 32.0 | 211.0 | 8.8 | ni S | | ni SW | — | — | — | | | | |
| 0 | 90 | 40 | 20.0 | 32.0 | 26.0 | 131.0 | 5.5 | ni SW | | ni SW | — | — | — | | | | |
| 0 | 0 | 80 | 42.0 | 35.0 | 25.0 | 100.0 | 4.2 | ni SW | ni SW | ni SW | — | — | — | | | | |
| 0 | **800** | 120 | 40.0 | 122.0 | 64.5 | 100.0 | 4.2 | ni NW | | | — | — | — | | | | |
| 94 | 144 | 60 | 51.1 | 52.1 | 38.0 | 137.8 | 5.7 | | | | 0.3 | 0.0 | 0.2 | | | | |

Observaciones se efectuaron según hora oficial de Chile (75° de long.)

Alle Beobachtungen nach chilenischer Einheitszeit (75° Länge).

**ISLA DE PASCUA** (H=30 m) **SEPTIEMBRE 1912** φ=27° 10′ S λ=109° 26′ W $C_g$=.

| Dia / Tag | Barómetro Barometer 700 mm + | | | Temperatura del aire Lufttemperatur C° | | | | | Humedad absoluta Absolute Feuchtigkeit mm | | | Humedad relativa Relative Feuchtigkeit % | | | Dirección y fuerza del viento Richtung und Stärke des Windes 0—12 B. | | | Nebulosidad Bewölkung 0—10 | | | Agua caída Niederschlag mm | Notas Bemerkungen |
|---|---|---|---|---|---|---|---|---|---|---|---|---|---|---|---|---|---|---|---|---|---|---|
| | 7a | 2p | 9p | 7a | 2p | 9p | Max. | Min. | 7a | 2p | 9p | 7a | 2p | 9p | 7a | 2p | 9p | 7a | 2p | 9p | 7a-7a | |
| 1 | 57.4 | 58.0 | 59.4 | 15.6 | 17.6 | 12.5 | 18.7 | 12.2 | 10.1 | 10.7 | 9.5 | 77 | 71 | 88 | S 2 | S 3 | C | 5 | 3 | 0 | **33.4** | ●⁰ am; ⌈ lejana al S |
| 2 | 60.3 | 60.2 | 62.5 | 13.3 | 17.2 | 14.9 | 18.8 | 11.8 | 10.3 | 10.0 | 9.5 | 90 | 68 | 75 | S 2 | S 3 | S | 9 | 6 | 6 | 2.7 | ● ch |
| 3 | 63.2 | 63.0 | *64.3* | 14.5 | 18.0 | 13.2 | 19.0 | 13.2 | 8.2 | 9.9 | 7.9 | 66 | 65 | 70 | S 3 | SSE 2 | SSE | 7 | 4 | 2 | 1.0 | ● ch; ⊿⁰ |
| 4 | 64.4 | *64.6* | 65.8 | 15.3 | *16.6* | 15.5 | 19.4 | 12.3 | 9.0 | *9.8* | 9.7 | 69 | *69* | 74 | ESE 4 | SE 5 | SE | 8 | 7 | 3 | — | ⊿⁰ |
| 5 | 64.9 | 63.7 | 64.7 | 16.2 | 19.6 | 16.8 | 21.0 | 14.6 | 10.0 | 13.4 | 11.3 | 72 | 79 | 79 | ESE 3 | ESE 5 | ESE | 2 | 8 | 2 | — | ⊿⁰ |
| 6 | 63.0 | 62.9 | 64.2 | 17.4 | 20.6 | 18.3 | 22.5 | 16.8 | 13.4 | 15.6 | 14.2 | 90 | 86 | 91 | ESE 5 | ENE 7 | ENE | 10 | 9 | 4 | — | ●⁰ ch, ‖⁰; ⊿⁰ |
| 7 | 62.6 | 60.7 | 60.9 | 18.2 | 20.2 | 18.5 | 22.5 | 17.0 | 13.7 | 14.3 | 14.3 | 88 | 81 | 90 | NE 3 | NNE 3 | NNE | 7 | 8 | 10 | 0.4 | ●⁰ ch; ⊿ |
| 8 | 56.7 | 53.4 | *53.4* | 19.0 | 18.1 | 17.6 | 21.5 | 15.7 | 14.3 | 15.2 | 14.4 | 87 | 98 | 96 | NNE 5 | NNE 6 | W | 10 | 10 | 10 | 0.2 | ●, ● ch; ⊿⁰ |
| 9 | 52.5 | **52.0** | 53.7 | 16.9 | 19.2 | 16.2 | 19.6 | 14.5 | 11.8 | 11.7 | 10.6 | 82 | 71 | 77 | W 5 | WSW 5 | SW | 3 | 3 | 0 | 14.7 | ●¹ ch; ⊿⁰, ⌒ 7a |
| 10 | 54.1 | 55.3 | 57.6 | 15.7 | 17.8 | 15.6 | 18.4 | 14.2 | 10.8 | 11.3 | 9.9 | 81 | 75 | 75 | SW 4 | SW 5 | SW | 8 | 3 | 5 | 0.5 | ● ch; ⊿⁰ |
| 11 | 59.2 | 58.9 | 60.4 | 13.2 | 16.9 | 13.9 | 17.9 | 12.7 | 10.4 | 9.5 | 9.3 | 91 | 66 | 78 | S 1 | S 2 | S | 10 | 9 | 8 | 2.7 | ●¹ ch; ⊿⁰ |
| 12 | 59.8 | *59.0* | 60.2 | 13.8 | *15.8* | 12.8 | 18.3 | 11.3 | 10.2 | *8.5* | 10.1 | 86 | *63* | 91 | C 0 | S 3 | S | 10 | 8 | 10 | 0.6 | ● ch |
| 13 | 59.3 | 58.7 | 60.3 | 14.6 | 17.6 | 15.9 | 18.2 | 13.4 | 11.5 | 12.0 | 10.5 | 93 | 80 | 78 | SE 1 | SE 3 | SE | 8 | 9 | 4 | 3.8 | ● ch a |
| 14 | 60.8 | 62.0 | 63.8 | 16.1 | 20.6 | 16.7 | 21.6 | 15.2 | 11.9 | 13.5 | 12.1 | 87 | 75 | 86 | ESE 2 | ESE 5 | ESE | 9 | 8 | 1 | 0.1 | ⊿ |
| 15 | 65.4 | 64.8 | **66.4** | 17.6 | 19.8 | 18.1 | 21.1 | 15.4 | 13.5 | 14.5 | 13.9 | 90 | 84 | 90 | ESE 3 | SE 4 | SE | 8 | 9 | 10 | 0.1 | ●⁰ am, p; ⊿⁰; ⌒ 4p3 |
| 16 | 65.8 | 64.1 | 64.5 | 16.9 | 19.9 | 17.4 | 20.7 | 16.1 | 13.4 | 14.6 | 14.4 | 93 | 84 | 97 | ESE 4 | ESE 5 | ESE | 8 | 9 | 10 | 2.9 | ● ch an |
| 17 | 61.9 | 60.0 | 60.0 | 17.2 | 21.1 | 17.7 | 21.5 | 16.2 | 14.1 | 15.5 | 13.3 | 96 | 83 | 88 | ESE 3 | E 5 | E | 7 | 7 | 5 | 7.0 | ●¹ a |
| 18 | 58.0 | 57.5 | 58.5 | 17.6 | 20.3 | 17.4 | 21.0 | 16.8 | 14.7 | 15.4 | 12.6 | **98** | 87 | 85 | NNW 5 | SW 3 | SW | 9 | 5 | 3 | 4.3 | ●² ch a |
| 19 | 59.2 | 60.0 | 62.2 | 17.2 | 19.8 | 16.4 | 20.6 | 16.0 | 11.4 | 11.5 | 10.2 | 78 | 67 | 74 | SSW 2 | S 4 | S | 5 | 5 | | 5.4 | |
| 20 | 62.7 | 62.1 | 62.8 | 15.4 | 18.8 | 15.6 | 19.5 | 14.4 | 9.0 | 9.7 | 8.6 | 69 | **60** | 65 | S 2 | S 3 | S | 6 | 4 | 3 | — | ⊿⁰ |
| 21 | 61.7 | 61.3 | 62.6 | 15.4 | 18.0 | 15.6 | 18.7 | 14.5 | 9.1 | 9.9 | 8.9 | 70 | 65 | 67 | S 3 | S 4 | S | 5 | 6 | 7 | — | ● ch 7a, 8a; ⊿⁰ |
| 22 | 63.0 | 63.1 | 63.7 | 15.2 | 18.9 | 12.2 | 19.7 | 11.9 | **7.8** | 10.3 | 8.5 | 61 | 63 | 79 | S 2 | S 1 | S | 1 | 5 | 0 | 0.0 | ⊿⁰ |
| 23 | 63.3 | *62.0* | 62.7 | 15.3 | 19.3 | 15.7 | 20.3 | **10.9** | 10.2 | 12.9 | 10.2 | 78 | 77 | 77 | SE 1 | N 3 | N | 9 | 8 | 6 | — | ⊿¹; ∈ |
| 24 | 61.0 | 59.2 | 59.6 | 18.7 | 21.7 | 19.2 | 22.7 | 15.5 | 12.9 | 14.7 | 14.5 | 80 | 76 | 87 | N 4 | N 6 | N | 7 | 2 | 10 | — | ⊿⁰ |
| 25 | 56.9 | *57.5* | 58.9 | 19.4 | 20.4 | 18.4 | 22.2 | 17.2 | 15.7 | **16.7** | 15.2 | 94 | 94 | 96 | NW 4 | NW 3 | NW | 10 | 10 | 3 | — | ● ch; ⊿⁰ |
| 26 | 58.6 | *57.7* | 58.8 | 18.4 | *20.6* | 19.2 | **22.8** | 17.7 | 15.2 | *16.0* | 15.7 | 96 | *89* | 95 | W 4 | W 5 | W | 4 | 5 | 7 | 2.6 | ● ch; ⊿² |
| 27 | 60.5 | 61.2 | 64.1 | 16.9 | 20.4 | 16.1 | 21.4 | 15.8 | 10.7 | 11.9 | 9.6 | 75 | 67 | 71 | SSW 2 | SSW 2 | S | 3 | 2 | 3 | 1.3 | |
| 28 | 63.3 | 62.6 | 63.8 | 17.3 | 19.2 | 15.1 | 22.1 | 12.9 | 9.3 | 10.9 | 11.9 | 63 | 66 | 93 | C 0 | SE 1 | SE | 8 | 1 | 5 | — | ⊿¹ an |
| 29 | 61.3 | 60.3 | 60.1 | 17.8 | 22.2 | 19.2 | 22.7 | 13.5 | 11.6 | 14.6 | 15.1 | 76 | 73 | 91 | W 3 | WNW 4 | WNW | 9 | 2 | 10 | — | ●¹ n; ⊿⁰ |
| 30 | 61.1 | 61.2 | 62.8 | 15.4 | 16.3 | 16.1 | 19.5 | 14.0 | 11.8 | 10.4 | 10.4 | 90 | 75 | 76 | S 4 | S 1 | S | 10 | 10 | 10 | 9.4 | ●¹ a, ⊿⁰ |
| Pro. Mit. | 60.7 | 60.2 | 61.4 | 16.4 | 19.1 | 16.3 | 20.5 | 14.4 | 11.5 | 12.5 | 11.5 | 82 | 75 | 83 | 2.9 | 3.7 | | 7.2 | 6.2 | 5.4 | 93.1 | |

**COPIAPO** (H=370 m) **SEPTIEMBRE 1912** φ=27° 22′ S λ=70° 21′ W $C_g$=–

| | | | | | | | | | | | | | | | | | | | | | | |
|---|---|---|---|---|---|---|---|---|---|---|---|---|---|---|---|---|---|---|---|---|---|---|
| 1 | 26.0 | 24.0 | 26.2 | 12.0 | 25.5 | *12.0* | | | **8.4** | 6.6 | *9.3* | 33 | 28 | *90* | C 0 | NW 3 | NW 1 | 0 | 0 | 0 | — | |
| 2 | 27.0 | 25.7 | 27.2 | 9.0 | 20.0 | 11.4 | | | 7.8 | 8.0 | 8.3 | 92 | 46 | 83 | C 0 | NW 3 | NW 2 | 10 | 0 | 0 | — | |
| 3 | 27.6 | 25.8 | 27.1 | 10.8 | 21.3 | 11.2 | | | 8.2 | 8.2 | 8.4 | 85 | 43 | 85 | C 0 | NW 2 | C 0 | 10 | 0 | 0 | — | |
| 4 | 27.3 | 24.8 | 27.9 | 8.6 | 22.2 | 11.0 | | | 7.7 | 7.6 | 8.1 | 92 | 38 | 83 | C 0 | NW 2 | NW 2 | 10 | 0 | 0 | — | |
| 5 | 27.8 | 26.2 | 28.6 | 10.3 | 20.4 | 12.3 | | | 8.3 | 5.6 | 8.8 | 89 | 31 | 83 | NW 1 | NW 3 | C 0 | 10 | 0 | 0 | — | |
| 6 | 29.2 | 26.3 | 27.5 | 12.0 | 19.0 | 11.2 | | | 8.4 | 8.2 | 7.8 | 82 | 50 | 79 | C 0 | NW 2 | C 0 | 10 | 1 | 0 | — | |
| 7 | 27.8 | 25.9 | 26.1 | 10.2 | 17.0 | 11.2 | | | 8.3 | 8.2 | 8.9 | 90 | 57 | 90 | C 0 | NW 2 | N 1 | 10 | 4 | 10 | — | ‖⁰ 8p-9p15 |
| 8 | 27.7 | 26.8 | 27.5 | 10.6 | 17.1 | 11.4 | | | 8.1 | 7.4 | 7.1 | 85 | 51 | 71 | C 0 | NW 2 | C 0 | 8 | 2 | 4 | 0.0 | |
| 9 | 29.1 | 25.5 | 27.1 | 12.2 | 22.6 | 11.4 | | | 7.1 | 7.0 | 7.1 | 67 | 34 | 71 | SE 2 | NW 2 | NW 1 | 2 | 0 | 0 | — | |
| 10 | 28.6 | 27.1 | 28.5 | 9.4 | 23.4 | 11.0 | | | 7.3 | 6.7 | 7.4 | 84 | 31 | 75 | C 0 | NW 3 | NW 2 | 10 | 1 | 0 | — | |
| 11 | 28.4 | 24.6 | 26.9 | 9.4 | 26.2 | 13.2 | | | 6.7 | 5.9 | 8.0 | 76 | **23** | 71 | C 0 | NW 3 | NW 2 | 0 | 1 | 0 | — | |
| 12 | 27.4 | 25.6 | 26.6 | 8.8 | 23.4 | 12.4 | | | 7.5 | 7.6 | 8.9 | 89 | 35 | 85 | NW 3 | NW 2 | C 0 | 4 | 0 | 0 | — | ═⁰ 1 |
| 13 | 27.1 | 25.5 | 27.4 | 11.0 | 23.0 | 12.6 | | | 7.4 | 9.0 | 8.8 | 75 | 43 | 82 | C 0 | NW 3 | C 0 | 1 | 1 | 0 | — | |
| 14 | 27.4 | 25.4 | 27.8 | 11.0 | 23.1 | 13.0 | | | 8.8 | 8.9 | 7.3 | 90 | 42 | 66 | C 0 | NW 3 | NW 2 | 1 | 1 | 0 | — | |
| 15 | 30.0 | *27.1* | *27.5* | 11.6 | *21.7* | *12.3* | | | 8.9 | *8.2* | *9.3* | 88 | *43* | *88* | C 0 | | | 10 | 0 | 0 | — | |
| 16 | 28.7 | 27.5 | 27.8 | 12.2 | 19.2 | 12.6 | | | 8.8 | 9.0 | 8.8 | 84 | 55 | 82 | C 0 | NW 2 | C 0 | 10 | 2 | 5 | — | |
| 17 | 28.1 | 26.4 | 26.9 | 11.2 | 21.6 | 11.4 | | | 8.7 | 8.4 | 8.6 | 88 | 44 | 86 | NW 2 | NW 2 | NW 1 | 10 | 2 | 4 | — | ‖⁰ I |
| 18 | 28.7 | 25.9 | 27.8 | 9.4 | 22.8 | 11.8 | | | 8.3 | 7.9 | 8.6 | **95** | 39 | 84 | NW 2 | NW 3 | NW 1 | 10 | 5 | 4 | 0.0 | |
| 19 | 29.8 | 26.5 | 25.7 | 11.4 | 24.7 | 12.6 | | | 8.6 | 8.2 | 8.8 | 86 | 36 | 82 | C 0 | NW 3 | C 0 | 10 | 2 | 0 | — | |
| 20 | 26.2 | **22.6** | *24.0* | 8.9 | *27.5* | *12.7* | | | 7.5 | *6.4* | *9.5* | 88 | **23** | *88* | NW 1 | | | 3 | | | — | |
| 21 | 26.1 | 24.9 | 25.6 | 11.3 | 21.8 | 12.2 | | | 8.9 | 8.8 | 8.6 | 89 | 45 | 82 | C 0 | NW 3 | C 0 | 10 | 3 | 1 | — | |
| 22 | 27.6 | 26.4 | 27.3 | 10.6 | 21.0 | 11.0 | | | 8.8 | 9.0 | 7.6 | 93 | 49 | 77 | C 0 | NW 3 | C 0 | 10 | 2 | 0 | — | |
| 23 | 27.9 | 25.4 | 27.7 | 10.8 | 23.6 | 12.0 | | | 8.7 | 8.5 | 8.4 | 90 | 39 | 82 | C 0 | NW 3 | C 0 | 10 | 2 | 10 | — | |
| 24 | 28.0 | 26.1 | 28.7 | 15.4 | 22.3 | 11.8 | | | 9.4 | 9.0 | 8.3 | 72 | 45 | 81 | C 0 | NW 2 | C 0 | 8 | 5 | 10 | — | |
| 25 | 30.1 | 27.6 | 29.0 | 12.2 | 21.6 | 13.0 | | | 8.8 | 8.7 | 8.1 | 84 | 45 | 73 | C 0 | NW 3 | NW 1 | 5 | 8 | 1 | — | |
| 26 | 30.2 | 27.3 | 29.5 | 10.8 | 23.6 | 13.6 | | | 8.2 | 8.9 | 9.2 | 85 | 41 | 80 | C 0 | NW 3 | C 0 | 2 | 1 | 10 | — | |
| 27 | 29.0 | 26.4 | 28.9 | 12.2 | 23.0 | 12.7 | | | 8.6 | 8.6 | 9.3 | 82 | 41 | 86 | NW 3 | NW 3 | C 0 | 4 | | | — | |
| 28 | 28.9 | 24.7 | 27.5 | 12.2 | 26.3 | 13.7 | | | 8.8 | 8.4 | **9.7** | 84 | 34 | 83 | C 0 | NW 4 | NW 2 | 0 | 0 | 0 | — | |
| 29 | 30.4 | 30.0 | 31.4 | 12.4 | 15.8 | 12.8 | | | 9.5 | 9.2 | 8.0 | 89 | 68 | 73 | NW 2 | NW 2 | NW 2 | 10 | 10 | 10 | — | ‖⁰ 6p30-7p25 |
| 30 | **32.3** | 29.5 | 31.2 | 12.5 | 23.0 | 13.0 | | | 8.9 | 7.8 | 8.8 | 83 | 38 | 80 | C 0 | NW 2 | C 0 | 10 | 0 | 0 | 0.0 | |
| Pro. Mit. | 28.3 | 26.1 | 27.6 | 11.0 | 22.1 | 12.2 | | | 8.1 | 8.0 | 8.5 | 84 | 41 | 81 | 0.5 | 2.6 | 0.7 | 7.2 | 1.9 | 2.5 | 0.0 | |

Barómetro reducido a 0°C y a gravedad normal.

Barometer reduciert auf 0°C und Normalsc

## DE PASCUA (H = 30 m) — SEPTIEMBRE 1912 — φ = 27° 10′ S — λ = 109° 26′ W — $h_a$ = 2.8 m

| p. a la emp. emp. Greien. C° | Velocidad del viento Windgeschwindigkeit m/minuto | | | km | | | | | Nubes (clase y dirección) Wolken (Art und Richtung) | | | Agua caída Niederschlag mm | | | Evaporación Verdunstung mm | | | |
|---|---|---|---|---|---|---|---|---|---|---|---|---|---|---|---|---|---|---|
| x. Min. | 7a | 2p | 9p | 9p-7a | 7a-2p | 2p-9p | 7a-7a | k/1h | 7a | 2p | 9p | 7a | 2p | 9p | 7a | 2p | 9p | 7a-7a |
| 5 7.7 | 109 | 132 | | 116.3 | 53.0 | 22.0 | 295.1 | 12.3 | cu S, ci-cu, ci | fr-cu S, ci-str | | 0.1 | — | — | 1.5 | 1.0 | 0.7 | 1.8 |
| 9 6.8 | 100 | 142 | | 40.2 | 62.2 | 35.2 | 115.2 | 4.8 | cu-ni, ni S, ci-str | fr-cu, cu-ni S, a-cu | cu-ni S | 2.7 | 0.9 | 0.0 | 0.4 | 0.9 | 1.0 | 2.1 |
| 3 9.5 | 117 | 92 | | 77.7 | 61.9 | 31.4 | 175.1 | 7.3 | fr-cu S, ci | fr-cu S, ci | fr-cu S | 0.1 | — | — | 1.6 | 1.6 | 0.9 | 3.5 |
| 3 8.1 | 166 | | | 57.6 | 57.2 | 78.2 | 150.9 | 6.3 | cu, fr-cu, cu-ni E, | fr-cu, cu-ni E, a-cu | fr-cu E | — | — | — | 1.5 | *2.0* | *0.7* | 4.0 |
| 3 11.1 | 125 | 296 | | 100.9 | 113.6 | 108.2 | 236.3 | 9.8 | cu, fr-cu E [ci-str | fr-cu, cu-ni E, ci | cu E | — | — | — | 1.5 | 1.9 | 1.3 | 4.2 |
| 4 13.8 | 274 | 394 | | 145.1 | 118.9 | 120.7 | 366.9 | 15.3 | ni ESE | cu-ni, fr-ni, a-cu (3) | cu ENE | — | 0.2 | 0.2 | 1.4 | 1.1 | 1.1 | 4.6 |
| 3 13.5 | 151 | 140 | | 92.5 | 103.0 | 78.9 | 332.1 | 13.8 | cu-ni NE, ci-str | fr-cu, cu-ni NE, (4) | cu-ni NE | — | — | 0.2 | 0.9 | 1.8 | 0.7 | 3.1 |
| 7 13.6 | 294 | 369 | | 159.6 | 131.1 | 96.3 | 341.5 | 14.2 | cu-ni; ni NNE | ni NNE | cu-ni, ni W | — | 2.6 | 11.9 | 1.3 | 1.2 | *0.0* | 3.8 |
| 1 11.0 | 260 | 260 | | 119.8 | 112.3 | 122.8 | 347.2 | 14.5 | cu-ni W | fr-cu WSW | | 0.2 | — | 0.3 | *0.6* | 0.6 | 0.9 | 1.8 |
| 8 10.7 | 294 | 330 | | 158.1 | 131.0 | 96.7 | 393.2 | 16.4 | cu-ni, fr-ni SW | fr-cu, cu-ni, fr-ni (5) | cu-ni | 0.2 | 0.2 | 0.3 | 1.8 | 1.4 | 0.8 | 3.3 |
| 2 9.8 | 13 | 109 | | 90.4 | 56.0 | 42.1 | 318.1 | 13.3 | ni S | cu-ni S, ci-str | ci-str | 2.2 | 0.5 | — | 1.1 | 0.7 | 0.7 | 3.3 |
| 2 7.1 | 0 | | | 9.0 | 22.0 | 13.2 | 107.1 | 4.5 | cu-ni SSE, ci-str | fr-cu, cu-ni SSE, (6) | cu | 0.1 | — | — | 0.4 | *1.0* | *0.7* | 1.8 |
| 5 8.2 | 53 | 160 | | 17.7 | 62.6 | 74.3 | **52.9** | **2.2** | cu-ni, fr-ni SE, | cu-ni, fr-ni SE, (7) | fr-cu SE | 3.8 | 0.1 | — | 0.2 | 0.8 | 1.3 | 1.9 |
| 0 12.3 | 132 | 240 | | 76.7 | 106.3 | 106.4 | 213.6 | 8.9 | cu-ni, str NE [ci-str | cu, cu-ni, fr-ni, (8) | fr-cu NE | — | — | — | 1.0 | 1.6 | 1.4 | 3.1 |
| 2 12.0 | 132 | 222 | | 108.0 | 100.8 | 64.9 | 320.7 | 13.4 | cu-ni, fr-ni E, ci- (1) | cu-ni, ni SE | cu-ni, fr-ni SE | 0.1 | — | 1.4 | 0.8 | 1.0 | 0.8 | 3.8 |
| 2 13.5 | 222 | 260 | | 94.1 | 127.9 | 83.6 | 259.8 | 10.8 | cu-ni, fr-ni E, ci-cu | cu-ni, fr-ni E, ci | ni E | 1.5 | 0.2 | 0.4 | 0.7 | 0.8 | 0.5 | 2.5 |
| 1 13.6 | 151 | 260 | | 88.6 | 114.6 | 82.5 | 300.1 | 12.5 | ni, fr-ni E, a-cu | cu-ni, fr-ni, a-cu E | fr-cu NE | 6.4 | — | — | 0.3 | 1.2 | 1.1 | 1.6 |
| 1 13.1 | 240 | 140 | | 103.8 | 60.4 | 36.8 | 300.9 | 12.5 | cu-ni, ni, fr-ni N, (2) | fr-cu SW, ci-cu | fr-cu SW | 4.3 | 5.4 | — | 0.1 | 0.8 | 0.4 | 2.4 |
| 1 12.9 | 80 | 187 | | 42.0 | 73.3 | 60.1 | 139.2 | 5.8 | cu SSW, ci-cu | fr-cu SSW | cu S | — | — | — | 0.7 | 1.0 | 0.9 | 1.9 |
| 4 10.6 | 100 | 170 | | 63.1 | 60.2 | 55.9 | 196.5 | 8.2 | fr-cu S, ci | fr-cu S, ci | fr-cu S | — | — | — | 1.4 | 1.4 | 1.4 | 3.3 |
| 8 11.1 | 132 | 203 | | 110.9 | 83.8 | 81.7 | 227.0 | 9.5 | cu, fr-cu, cu-ni S | cu, fr-cu S | cu, fr-cu S | — | 0.0 | — | 1.6 | 1.4 | *0.8* | 4.4 |
| 8 7.6 | 109 | 80 | | 79.0 | 46.0 | 33.0 | 244.5 | 10.2 | fr-cu S | cu, fr-cu SE | | — | — | — | 1.5 | 1.5 | 1.0 | 3.7 |
| 0 6.4 | 40 | 170 | | 13.7 | 69.0 | 54.5 | 92.7 | 3.9 | cu, fr-cu N | cu, fr-cu ENE, | ci-cu NW | — | — | — | 0.5 | 1.2 | 2.0 | 3.0 |
| 1 10.5 | 222 | 394 | | 111.6 | 129.4 | 137.6 | 235.1 | 9.8 | cu NW, ci-cu, ci | ci NW [ci-cu, ci | cu-ni NW, ci | — | — | — | 1.9 | 1.9 | 2.0 | 5.1 |
| 4 13.2 | 250 | 140 | | 221.1 | 78.1 | 79.1 | **488.1** | **20.3** | ni NW | cu-ni, ni NW | ci | — | 2.5 | 0.1 | 1.9 | 0.5 | 0.5 | **5.8** |
| 0 14.9 | 206 | | | 78.4 | 110.0 | 105.4 | 235.6 | 9.8 | ci W | fr-cu W, ci | ci-cu, ci W | — | — | 0.1 | 0.2 | *1.0* | *0.5* | **1.2** |
| 7 12.0 | 100 | 117 | | 95.5 | 72.8 | 38.7 | 310.9 | 13.0 | fr-cu SSW, ci | fr-cu S | fr-cu S | 1.2 | — | — | 0.5 | 1.5 | 1.0 | 2.0 |
| 8 8.7 | 0 | 80 | | 10.2 | 27.8 | 13.8 | 121.7 | 5.1 | cu, fr-cu SE | fr-cu W | fr-cu W | — | — | — | 0.6 | 1.1 | 0.9 | 3.1 |
| 7 9.0 | 187 | 240 | | 57.8 | 98.5 | 81.3 | 99.4 | 4.1 | cu, fr-cu W | fr-cu NW, ci | | — | — | — | 1.3 | 1.8 | 1.1 | 3.3 |
| 0 11.0 | 170 | 80 | | 90.5 | 43.6 | 23.7 | 270.3 | 11.3 | cu-ni, ni S | cu-ni, ni N | ni | 9.4 | 7.1 | — | 0.2 | 0.4 | 0.5 | 3.1 |
| 7 10.8 | 148 | 200 | | 87.7 | 82.9 | 68.6 | 242.9 | 10.1 | | | | 32.3 | 19.7 | 14.9 | 29.4 | 36.1 | 27.6 | 92.5 |

## PIAPO (H = 370 m) — SEPTIEMBRE 1912 — φ = 27° 22′ S — λ = 70° 21′ W — $h_a$ = 11.7 m

| | | | | | | | | | | | |
|---|---|---|---|---|---|---|---|---|---|---|---|
| 15 | 170 | 151 | | 30.7 | 39.6 | | | | | | |
| 0 | 150 | 70 | 8.9 | 79.2 | 28.1 | 79.2 | 3.3 | str | | | |
| 10 | 80 | 25 | 9.4 | 19.2 | 29.8 | 116.7 | 4.8 | str | | | |
| 0 | 85 | 70 | 56.1 | 40.6 | 29.5 | 105.1 | 4.4 | str | | | |
| 30 | 178 | 20 | 9.9 | 18.4 | 31.9 | 80.0 | 3.3 | str | | | |
| 15 | 90 | 15 | 3.5 | 19.1 | 17.5 | 53.8 | 2.2 | str | ci SE | | |
| 10 | 85 | 40 | 6.9 | 20.5 | 26.6 | **48.5** | **1.8** | str | str SE | str | |
| 15 | 65 | 15 | 6.0 | 20.2 | 31.7 | 53.1 | 2.2 | ni SE | ni SE | ni | |
| 80 | 75 | 45 | 5.5 | 27.1 | 24.5 | 57.4 | 2.4 | ni | | | |
| 0 | 125 | 70 | 4.8 | 16.0 | 21.2 | 56.4 | 2.3 | ni SE | ni SE | | |
| 5 | 130 | 65 | 7.6 | 20.0 | 26.4 | 44.8 | 1.9 | | ni SE | | |
| 130 | 95 | 0 | 7.1 | 42.7 | 24.7 | 53.5 | 2.2 | str | | | |
| 15 | 150 | 10 | 8.0 | 44.7 | 47.4 | 75.4 | 3.1 | ci | fr-str | | |
| 15 | 150 | 90 | 6.6 | 33.5 | 39.9 | 98.7 | 4.1 | str | ci SE | | |
| 15 | | | | | | | | str | | | |
| 25 | 70 | 20 | | 23.6 | 26.4 | | | str | ni E | ni SE | |
| 65 | 75 | 40 | 7.1 | 23.2 | 32.2 | 57.1 | 2.4 | str E | ci E | str SE | |
| 70 | 150 | 40 | 9.8 | 34.4 | 37.3 | 65.2 | 2.7 | str | ci E | str SE | |
| 10 | 150 | 15 | 9.1 | 36.0 | 26.9 | 80.8 | 3.3 | str NW | str, ni SE | | |
| 30 | | | 6.0 | | | 68.9 | 2.9 | str SE | | | |
| 0 | 120 | 15 | | 26.7 | 30.6 | | | str | ni SE | str SE | |
| 25 | 160 | 15 | 15.6 | 34.0 | 32.9 | 72.9 | 2.6 | str | ni S | | |
| 0 | 145 | 0 | 4.2 | 32.1 | 58.7 | 71.1 | 3.0 | str | str SE | str | |
| 0 | 65 | 0 | 12.0 | 39.8 | 41.3 | 102.8 | 4.3 | ni SE | ni SE | ni | |
| 10 | 125 | 40 | | | | | | str SE | ni SE | ni SE | |
| 0 | 150 | 0 | | 30.0 | 43.9 | | | str SE | ci | ni | |
| 170 | 178 | 25 | 18.0 | 39.4 | 34.7 | 91.9 | 3.8 | str SE | | | |
| 10 | **220** | 70 | 10.4 | 27.7 | 24.0 | 84.5 | 3.5 | | | | |
| 70 | 85 | 65 | 5.9 | 51.7 | 20.9 | 57.6 | 2.4 | str SE | ni SE | ni | |
| 0 | 75 | 0 | 58.2 | 26.5 | 77.3 | **130.8** | **5.4** | str | | | |
| 28 | 121 | 37 | 12.4 | 31.7 | 33.6 | 75.0 | 3.1 | | | | |

s observaciones se efectuaron según hora oficial de Chile (75° de long.)
a se observó según la hora local.

Allen Beobachtungen nach chilenischer Einheitszeit (75° Länge).
Auf der Osterinsel Beobachtungen nach Ortszeit.

ci. 2) ci-cu. (3) ENE. (4) a-cu, ci-str. (5) SW. (6) ci-str. (7) ci-str. (8) a-cu, ci-str NE.

**COQUIMBO** (H=25 m) **SEPTIEMBRE 1912** φ = 29° 56′ S λ = 71° 21′ W $C_g$ =

| Día / Tag | Barómetro Barometer 700 mm + | | | Temperatura del aire Lufttemperatur C° | | | | | Humedad absoluta Absolute Feuchtigkeit mm | | | Humedad relativa Relative Feuchtigkeit % | | | Dirección y fuerza del viento Richtung und Stärke des Windes 0—12 B | | | | | | Nebulosidad Bewölkung 0—10 | | | Agua caída Niederschlag mm | Notas Bemerkungen |
|---|---|---|---|---|---|---|---|---|---|---|---|---|---|---|---|---|---|---|---|---|---|---|---|---|
| | 7a | 2p | 9p | 7a | 2p | 9p | Max. | Min. | 7a | 2p | 9p | 7a | 2p | 9p | 7a | | 2p | | 9p | | 7a | 2p | 9p | 7a - 7a | |
| 1 | 57.6 | 56.4 | 58.8 | 9.4 | 16.0 | 13.0 | 16.0 | 8.0 | 8.1 | 8.3 | 9.6 | 92 | 61 | 87 | C | 0 | C | 0 | N | 1 | $9^2$ | $1^1$ | $1^1$ | — | $\triangle^1$ am, $\equiv^1$ I, $\equiv^2$ II |
| 2 | 59.5 | 59.2 | 59.4 | 11.2 | 15.0 | 12.2 | 15.0 | 10.5 | 8.7 | 10.8 | 8.7 | 88 | 85 | 83 | N | 1 | C | 0 | NE | 1 | $10^2$ | $10^2$ | $5^2$ | — | $\infty^1$ III |
| 3 | 59.2 | 59.5 | 60.4 | 11.2 | 13.4 | 12.6 | 13.5 | 10.0 | 8.9 | 9.0 | 8.7 | 90 | 78 | 81 | C | 0 | SW | 1 | C | 0 | $10^2$ | $10^2$ | $10^2$ | — | |
| 4 | 59.7 | 58.8 | 59.9 | 11.6 | 13.2 | 12.4 | 13.6 | 11.0 | 9.1 | 9.0 | 9.5 | 89 | 80 | 89 | C | 0 | SW | 1 | NNE | 1 | $10^2$ | $10^2$ | $10^2$ | — | |
| 5 | 60.3 | 60.2 | 61.3 | 11.6 | 12.9 | 12.8 | 13.6 | 11.0 | 9.4 | 9.1 | 9.5 | **94** | 83 | 87 | C | 0 | C | 0 | NW | 1 | $10^2$ | $10^2$ | $6^2$ | — | $\triangle^1$ am |
| 6 | 61.9 | 60.8 | 60.3 | 11.9 | 14.0 | 12.4 | 15.3 | 11.0 | 8.4 | 10.4 | 8.8 | 81 | 88 | 83 | N | 1 | C | 0 | N | 2 | $10^2$ | $8^2$ | $4^1$ | — | |
| 7 | 59.8 | 59.0 | 59.1 | 11.2 | 12.5 | 11.8 | 13.8 | 10.5 | 8.4 | 7.3 | 7.6 | 85 | 68 | 74 | SW | 1 | SW | 1 | SW | 1 | $10^2$ | $10^2$ | $10^1$ | — | |
| 8 | 60.5 | 59.9 | 59.9 | 11.5 | 14.2 | 12.9 | 15.0 | 10.8 | 7.6 | 10.9 | 7.7 | 75 | 92 | 69 | NE | 1 | C | 0 | C | 0 | $10^2$ | $10^2$ | $8^2$ | — | |
| 9 | 61.4 | 59.8 | 60.7 | 12.6 | 16.0 | 12.0 | 16.0 | 11.0 | 7.3 | 8.0 | 7.2 | 68 | 59 | 69 | E | 1 | SW | 1 | SW | 2 | $9^2$ | 0 | 0 | — | |
| 10 | 61.3 | 60.7 | 61.0 | 10.6 | 15.4 | 12.6 | 15.7 | 7.8 | 7.2 | 8.6 | 7.8 | 74 | 66 | 72 | E | 1 | SW | 1 | E | 1 | $3^1$ | 0 | 0 | — | |
| 11 | 61.4 | 58.9 | 59.3 | 10.4 | 16.8 | 13.2 | 16.8 | 8.5 | **6.6** | 8.5 | 9.2 | 70 | **60** | 82 | E | 1 | SW | 2 | SW | 1 | 0 | $1^0$ | 0 | — | |
| 12 | 59.5 | 59.3 | 58.6 | 12.4 | 16.4 | 13.5 | 16.8 | 10.3 | 9.1 | 10.7 | 9.9 | 86 | 77 | 87 | E | 1 | SW | 1 | NE | 1 | $4^1$ | $4^1$ | $3^1$ | — | $\triangle^1$ am; $\infty^1$ hor am |
| 13 | 59.3 | 58.8 | 59.7 | 11.0 | 16.6 | 13.4 | 16.6 | 10.2 | 9.0 | 10.6 | 9.6 | 92 | 75 | 85 | E | 1 | C | 0 | NW | 1 | $10^2$ | $6^1$ | 0 | — | $\triangle^1$ am, $\equiv^1$ I; $\infty^1$ hor |
| 14 | 59.4 | 58.8 | 59.2 | 11.4 | 15.8 | 13.2 | 16.8 | 10.4 | 8.6 | **11.6** | 10.4 | 86 | 87 | 93 | SW | 1 | SW | 1 | NW | 2 | $9^2$ | $10^2$ | $4^1$ | — | $\equiv^2$ I; $\infty^1$ hor II |
| 15 | 60.9 | 60.3 | 61.1 | 13.2 | 13.8 | 13.8 | 14.5 | 11.4 | 9.3 | 10.0 | 9.4 | 83 | 86 | 80 | NE | 2 | NW | 1 | SW | 1 | $10^2$ | $10^2$ | $10^2$ | — | $\triangle^1$ am; $\infty^1$ hor I |
| 16 | 61.5 | 60.9 | 61.1 | 12.5 | 15.4 | 13.7 | 15.4 | 11.7 | 9.9 | 9.2 | 8.8 | 93 | 70 | 75 | WSW | 2 | SW | 1 | SW | 2 | $10^{2''}$ | $9^2$ | $7^2$ | 0.0 | $\|\|\|^0$ a interv |
| 17 | 60.2 | 60.1 | 59.8 | 12.0 | 16.3 | 12.7 | 16.3 | 9.9 | 8.7 | 10.6 | 9.5 | 84 | 77 | 88 | C | 0 | C | 0 | C | 0 | $9^2$ | $5^1$ | $4^1$ | 0.0 | $\triangle^1$ am |
| 18 | 60.3 | 60.3 | 60.4 | 11.4 | 14.6 | 13.2 | 14.8 | 10.3 | 8.6 | 9.1 | 10.0 | 86 | 74 | 89 | E | 1 | C | 0 | C | 0 | $10^2$ | $9^2$ | $8^1$ | — | |
| 19 | 61.9 | 61.2 | 60.1 | 12.4 | 16.0 | 13.0 | 16.2 | 11.2 | 8.9 | 9.4 | 9.2 | 85 | 69 | 83 | NE | 1 | SW | 1 | SW | 1 | $10^2$ | $8^2$ | $1^1$ | — | $\triangle^1$ am |
| 20 | 58.2 | **55.8** | 57.1 | 11.2 | 17.4 | 13.2 | 17.7 | 9.0 | 9.0 | 9.0 | 9.9 | 92 | 61 | 88 | C | 0 | W | 1 | NW | 1 | 0 | $1^1$ | $3^0$ | — | $\triangle^1$ am |
| 21 | 59.1 | 58.3 | 58.5 | 12.8 | 16.2 | 14.0 | 16.8 | 10.6 | 8.7 | 9.5 | 9.2 | 80 | 69 | 78 | NW | 2 | SW | 1 | SW | 1 | $10^2$ | $10^2$ | $10^2$ | — | |
| 22 | 60.3 | 60.3 | 59.9 | 12.4 | 14.9 | 13.4 | 14.9 | 11.9 | 9.7 | 9.5 | 9.1 | 91 | 75 | 80 | NE | 1 | SW | 1 | SW | 2 | $10^2$ | 10 | $10^2$ | 0.0 | $\|\|\|^1$ a interv |
| 23 | 59.2 | 59.9 | 59.8 | 13.0 | 14.4 | 12.8 | 14.9 | 11.2 | 8.6 | 9.4 | 9.5 | 77 | 77 | 87 | NE | 1 | SW | 2 | SW | 1 | $10^2$ | $10^2$ | $10^2$ | 0.0 | |
| 24 | 59.7 | 59.3 | 62.1 | 13.0 | 14.6 | 14.0 | 14.9 | 11.6 | 10.1 | 10.7 | 9.1 | 91 | 87 | 77 | N | 1 | SW | 1 | NE | 1 | $10^2$ | $10^2$ | $8^2$ | 0.5 | ●$^0$ ch 4a |
| 25 | 63.1 | 61.8 | 62.1 | 14.2 | 17.6 | 14.3 | **20.0** | 13.5 | 9.1 | 9.2 | 10.1 | 76 | 61 | 84 | NE | 1 | SW | 1 | SW | 2 | $9^2$ | $8^2$ | $2^1$ | — | |
| 26 | 62.7 | 61.5 | 61.8 | 13.4 | 16.6 | 14.0 | 17.0 | 12.3 | 8.3 | 9.5 | 9.1 | 73 | 68 | 77 | SSW | 1 | SSW | 2 | SW | 2 | $10^2$ | $1^2$ | $10^2$ | — | |
| 27 | 62.2 | 61.0 | 60.9 | 13.2 | 15.5 | 14.8 | 16.9 | 11.7 | 9.1 | 10.2 | 9.8 | 81 | 78 | 78 | E | 1 | W | 1 | SW | 2 | $10^2$ | $8^2$ | $10^2$ | — | |
| 28 | 60.3 | 59.5 | 59.4 | 13.4 | 15.4 | 13.0 | 15.4 | 12.3 | 9.6 | 10.0 | 9.8 | 85 | 77 | 89 | NE | 1 | SW | 1 | SW | 2 | $10^2$ | $10^2$ | $10^2$ | — | $\|\|\|^0$ a interv III |
| 29 | 62.3 | 58.1 | 59.9 | 12.8 | 14.5 | 14.0 | 15.0 | 11.4 | 9.6 | 10.6 | 9.2 | 88 | 87 | 78 | SSW | 1 | SW | 2 | SW | 1 | $10^2$ | $10^2$ | $10^2$ | **0.7** | ●$^0$ |
| 30 | 60.6 | 64.4 | **66.0** | 12.8 | 17.2 | 14.2 | 17.2 | 11.7 | 9.2 | 10.2 | 9.1 | 85 | 70 | 76 | SW | 1 | SW | 2 | SW | 2 | $10^2$ | 0 | 0 | 0.0 | |
| Pro. Mit. | 60.4 | 59.8 | 60.3 | 12.0 | 15.3 | 13.2 | 15.8 | 10.8 | 8.8 | 9.6 | 9.2 | 84 | 75 | 82 | | 0.9 | | 0.9 | | 1.2 | 8.7 | 7.0 | 5.8 | 1.2 | |

**OVALLE** (H = 217 m) **SEPTIEMBRE 1912** φ = 30° 36′ S λ = 71° 12′ W $C_g$ = —

| | | | | | | | | | | | | | | | | | | | | | | | | | |
|---|---|---|---|---|---|---|---|---|---|---|---|---|---|---|---|---|---|---|---|---|---|---|---|---|---|
| 1 | 42.1 | 41.1 | 43.0 | 11.2 | 23.4 | 10.4 | 24.8 | 7.9 | 6.0 | **13.9** | 5.3 | 60 | 64 | 56 | C | 0 | S | 3 | C | 0 | 0 | 0 | 0 | — | |
| 2 | 42.8 | 40.2 | 44.8 | 12.6 | 19.3 | 7.5 | 22.8 | 4.3 | 8.2 | 12.3 | 4.5 | 75 | 74 | 58 | C | 0 | NW | 5 | C | 0 | 10 | 0 | 0 | — | |
| 3 | 44.2 | 43.1 | 44.7 | 11.8 | 19.6 | 9.4 | 20.5 | 6.8 | 4.4 | 6.9 | 4.4 | 42 | 41 | 50 | NW | 3 | S | 6 | C | 0 | 10 | 0 | 0 | — | |
| 4 | 41.9 | 41.2 | 43.2 | 9.4 | 19.4 | 8.4 | 21.5 | 8.4 | **2.8** | 8.2 | 6.0 | 31 | 49 | 73 | C | 0 | S | 4 | C | 0 | 10 | 0 | 0 | — | |
| 5 | 44.8 | 41.6 | 43.0 | 10.8 | 17.3 | 8.6 | 20.5 | 6.4 | 4.8 | 10.4 | 3.5 | 49 | 71 | 42 | C | 0 | NW | 3 | C | 0 | 10 | 3 | 0 | — | |
| 6 | 44.3 | 42.5 | 44.2 | 9.8 | 16.9 | 8.6 | 17.1 | 7.4 | 4.3 | 8.6 | 4.0 | 48 | 60 | 47 | S | 2 | NW | 4 | C | 0 | 10 | 0 | 0 | — | |
| 7 | 43.2 | 41.6 | 43.2 | 9.6 | 15.8 | 10.4 | 16.6 | 6.2 | 5.6 | 8.1 | 7.0 | 63 | 61 | 75 | C | 0 | C | 0 | C | 0 | 10 | 0 | 0 | — | |
| 8 | 43.3 | 41.7 | 43.4 | 8.7 | 16.2 | 10.2 | 18.6 | 6.0 | 4.0 | 6.8 | 6.3 | 48 | 49 | 68 | C | 0 | C | 0 | C | 0 | 0 | 0 | 0 | — | |
| 9 | 43.4 | 43.8 | 44.8 | 11.8 | 18.6 | 10.4 | 19.1 | **3.6** | 6.5 | 7.8 | 5.1 | 63 | 49 | 54 | C | 0 | C | 0 | C | 0 | 6 | 0 | 0 | — | |
| 10 | 44.0 | 42.5 | 44.1 | 10.4 | 19.3 | 7.3 | 20.5 | 4.8 | 7.1 | 5.8 | 4.3 | 76 | 35 | 56 | C | 0 | NW | 2 | C | 0 | 0 | 0 | 0 | — | |
| 11 | 44.0 | 41.0 | 43.0 | 11.3 | 22.8 | 9.5 | 24.1 | 6.8 | 6.0 | 12.4 | 3.5 | 60 | 60 | 40 | C | 0 | S | 3 | C | 0 | 0 | 0 | 0 | — | |
| 12 | 42.2 | 43.9 | 43.0 | 11.6 | 18.6 | 9.6 | 22.6 | 7.7 | 5.1 | 12.5 | 4.4 | 50 | 79 | 49 | C | 0 | S | 4 | C | 0 | 0 | 0 | 0 | — | |
| 13 | 42.3 | 40.6 | 43.4 | 14.4 | 26.3 | 9.6 | 28.1 | 9.6 | 9.5 | 13.6 | 5.4 | **78** | 54 | 60 | C | 0 | NW | 5 | C | 0 | 4 | 10 | 0 | — | |
| 14 | 42.5 | 40.7 | 42.0 | 18.2 | 25.1 | 10.6 | 27.6 | 8.7 | 8.7 | 12.0 | 5.2 | 56 | 51 | 54 | C | 0 | NW | 4 | C | 0 | 0 | 0 | 0 | — | |
| 15 | 42.2 | 42.7 | 43.6 | 16.5 | 17.8 | 11.3 | 18.9 | 6.7 | 8.6 | 8.3 | 4.8 | 61 | 55 | 48 | S | 2 | S | 5 | C | 0 | 0 | 0 | 0 | — | $\triangle$ an |
| 16 | 44.1 | 40.6 | 43.1 | 8.6 | 16.3 | 8.6 | 18.5 | 5.5 | 5.0 | 7.6 | 5.4 | 60 | 55 | 65 | C | 0 | C | 0 | C | 0 | 10 | 0 | 0 | — | |
| 17 | 42.9 | 40.6 | 42.2 | 10.1 | 18.1 | 8.9 | 20.5 | 6.5 | 6.1 | 8.9 | 5.7 | 65 | 57 | 67 | C | 0 | SW | 3 | C | 0 | 6 | 0 | 0 | — | |
| 18 | 42.9 | 43.8 | 44.1 | 9.2 | 16.8 | 9.6 | 19.5 | 7.4 | 6.8 | 9.7 | 4.4 | **78** | 68 | 49 | S | 2 | NW | 3 | C | 0 | 8 | 8 | 8 | — | |
| 19 | 45.4 | 42.2 | 42.5 | 8.3 | 21.3 | 14.3 | 22.9 | 5.7 | 5.0 | 7.3 | 8.4 | 61 | 39 | 69 | C | 0 | SW | 4 | C | 0 | 0 | 0 | 0 | — | |
| 20 | 42.1 | **38.7** | 39.0 | 14.2 | 30.3 | 22.3 | **35.9** | 8.3 | 5.0 | 5.2 | 4.6 | 42 | **18** | 23 | NW | 1 | C | 0 | C | 0 | 0 | 0 | 0 | — | |
| 21 | 41.1 | 40.0 | 41.0 | 11.3 | 19.9 | 21.2 | 21.9 | 8.5 | 7.5 | 11.9 | 5.1 | 75 | 69 | 27 | NW | 1 | NW | 4 | C | 0 | 10 | 0 | 0 | — | |
| 22 | 42.8 | 41.7 | 42.9 | 10.2 | 11.6 | 13.4 | 18.5 | 7.8 | 6.2 | 6.4 | 7.7 | 67 | 63 | 67 | NW | 2 | NW | 2 | NW | 1 | 10 | 0 | 0 | — | |
| 23 | 41.8 | 41.7 | 43.9 | 13.4 | 25.4 | 11.2 | 26.5 | 11.1 | 6.6 | 12.1 | 4.7 | 57 | 50 | 47 | SW | 3 | NW | 6 | C | 0 | 0 | 0 | 0 | — | |
| 24 | 42.8 | 40.2 | 42.7 | 15.3 | 18.0 | 15.0 | 20.5 | 10.9 | 9.2 | 9.2 | 9.2 | 71 | 60 | 72 | NE | 3 | NE | 3 | C | 0 | 10 | 8 | 8 | — | |
| 25 | 45.7 | 44.6 | 43.5 | 16.1 | 19.2 | 12.3 | 21.4 | 8.9 | 7.5 | 7.2 | 5.1 | 55 | 44 | 47 | C | 0 | NW | 2 | C | 0 | 6 | 8 | 8 | — | |
| 26 | 46.1 | 42.5 | 43.7 | 12.1 | 21.2 | 15.3 | 21.5 | 8.9 | 6.1 | 7.2 | 9.1 | 58 | 38 | 70 | NW | 3 | NW | 2 | NW | 4 | 10 | 10 | 10 | — | |
| 27 | 45.7 | 43.5 | 43.1 | 11.1 | 19.4 | 14.3 | 21.0 | 11.0 | 5.7 | 9.8 | 8.4 | 57 | 58 | 69 | C | 0 | NW | 5 | NW | 3 | 10 | 0 | 0 | — | |
| 28 | 45.9 | 41.5 | 41.6 | 11.4 | 21.3 | 19.4 | 23.0 | 9.5 | 6.5 | 11.2 | 7.1 | 65 | 59 | 42 | C | 0 | NW | 3 | C | 0 | 0 | 0 | 0 | — | |
| 29 | 46.3 | 44.6 | 41.7 | 11.2 | 15.4 | 15.2 | 16.5 | 10.1 | 7.5 | 9.1 | 8.1 | 75 | 70 | 63 | C | 0 | C | 0 | S | 2 | 10 | 10 | 0 | 0.0 | $\|\|\|^0$ am |
| 30 | **47.3** | 46.4 | 43.5 | 15.1 | 21.2 | 12.3 | 22.0 | 7.9 | 8.1 | 12.8 | 6.1 | 63 | 68 | 57 | C | 0 | NW | 4 | NW | 4 | 0 | 0 | 0 | — | |
| Pro. Mit. | 43.6 | 42.1 | 43.1 | 11.9 | 19.7 | 11.8 | 21.8 | 7.6 | 6.3 | 9.4 | 5.8 | 60 | 56 | 55 | | 0.7 | | 3.0 | | 0.5 | 5.3 | 1.9 | 1.1 | 0.0 | |

Barómetro reducido a 0°C y a gravedad normal

Barometer reduciert auf 0°C und Normal

**IMBO** (H = 25 m) **SEPTIEMBRE 1912** φ = 29° 56′ S λ = 71° 21′ W $h_a$ = 2 m

| p. a la temp. Temp. Freien Min. | Velocidad del viento Windgeschwindigkeit m/minuto | | | km | | | | | Nubes (clase y dirección) Wolken (Art und Richtung) | | | Agua caída Niederschlag mm | | | Evaporación Verdunstung mm | | | |
|---|---|---|---|---|---|---|---|---|---|---|---|---|---|---|---|---|---|---|
| | 7a | 2p | 9p | 9p-7a | 7a-2p | 2p-9p | 7a-7a | k/1h | 7a | 2p | 9p | 7a | 2p | 9p | 7a | 2p | 9p | 7a-7a |
| | | | | 0.0 | 0.0 | 42.0 | 65.0 | 2.7 | cu-ni, str | ci-str | ni | — | — | — | 0.1 | 0.1 | 0.1 | 0.5 |
| | | | | 70.0 | 0.0 | 47.0 | 112.0 | 4.7 | ni | cu-ni W | a-str | — | — | — | 0.2 | 0.1 | 0.3 | 0.4 |
| | | | | 0.0 | 34.0 | 0.0 | 47.0 | 2.0 | ni | ni | ni | — | — | — | 0.3 | 0.0 | 0.2 | 0.7 |
| | | | | 0.0 | 35.0 | 30.0 | 34.0 | 1.4 | ni | ni | ni | — | — | — | 0.2 | 0.2 | 0.2 | 0.4 |
| | | | | 0.0 | 0.0 | 35.0 | 65.0 | 2.7 | ni | ni | ni | — | — | — | 0.1 | 0.2 | 0.2 | 0.5 |
| | | | | 35.0 | 0.0 | 64.0 | 70.0 | 2.9 | ni | cu-ni SW | a-cu | — | — | — | 0.1 | 0.2 | 0.4 | 0.5 |
| | | | | 67.0 | 34.0 | 42.0 | 131.0 | 5.5 | ni | ni | ni | — | — | — | 0.2 | 0.4 | 0.2 | 0.8 |
| | | | | 36.0 | 0.0 | 0.0 | 112.0 | 4.7 | ni N | str-cu NE | cu-ni | — | — | — | 0.3 | 0.4 | 0.2 | 0.9 |
| | | | | 24.0 | 59.0 | 70.0 | **24.0** | **1.0** | cu-ni N | | | — | — | — | 1.0 | 0.6 | 0.5 | 1.6 |
| | | | | 63.0 | 63.0 | 50.0 | 192.0 | 8.0 | a-cu | | | — | — | — | 0.6 | 0.6 | 0.6 | **1.7** |
| | | | | 62.0 | 101.0 | 63.0 | 175.0 | 7.3 | | str | | — | — | — | 0.4 | 0.6 | 0.4 | 1.6 |
| | | | | 44.0 | 56.0 | 27.0 | 208.0 | 8.7 | ci-str | ci-str W | str | — | — | — | 0.4 | 0.4 | 0.2 | 1.4 |
| | | | | 34.0 | 0.0 | 56.0 | 117.0 | 4.9 | ni | ci W | | — | — | — | 0.1 | 0.0 | 0.2 | 0.7 |
| | | | | 50.0 | 28.0 | 66.0 | 106.0 | 4.4 | fr-str NNE | cu-ni N | a-str | — | — | — | 0.1 | 0.2 | 0.3 | **0.8** |
| | | | | 65.0 | 59.0 | 42.0 | 159.0 | 6.6 | ni | ni | ni | — | — | — | 0.1 | 0.2 | 0.2 | 0.6 |
| | | | | 93.0 | 63.0 | 77.0 | 194.0 | 8.1 | ni | fr-cu S | a-cu SW | 0.0 | 0.0 | — | 0.2 | 0.3 | 0.5 | 0.6 |
| | | | | 0.0 | 0.0 | 0.0 | 140.0 | 5.8 | ci | ci-cu | str | — | — | — | 0.2 | 0.3 | 0.3 | 1.0 |
| | | | | 28.0 | 0.0 | 0.0 | 28.0 | 1.2 | fr-ni | a-str SW | a-cu SW | — | — | — | 0.4 | 0.2 | 0.2 | 1.0 |
| | | | | 26.0 | 28.0 | 56.0 | 26.0 | 1.1 | ni | fr-ni | ci-str | — | — | — | 0.2 | 0.3 | 0.4 | 0.6 |
| | | | | 0.0 | 28.0 | 35.0 | 84.0 | 3.5 | | ci-str | ci W | — | — | — | 0.1 | 0.2 | 0.4 | 0.8 |
| | | | | 160.0 | 46.0 | 35.0 | **223.0** | **9.3** | ni | ni | ni | 0.0 | 0.0 | — | 0.2 | 0.4 | 0.2 | 0.8 |
| | | | | 46.0 | 28.0 | 82.0 | 127.0 | 5.3 | ni | str-cu | ni E | — | — | — | 0.1 | 0.1 | 0.3 | 0.7 |
| | | | | 33.0 | 65.0 | 42.0 | 143.0 | 6.0 | ni | ni | ni | 0.5 | — | — | 0.2 | 0.3 | 0.2 | 0.6 |
| | | | | 33.0 | 56.0 | 53.0 | 140.0 | 5.8 | ni W | ni | cu-ni N | — | — | — | 0.1 | 0.2 | 0.4 | 0.6 |
| | | | | 72.0 | 42.0 | 70.0 | 181.0 | 7.5 | cu-ni W | a-cu | a-cu NE | — | — | — | 0.2 | 0.5 | 0.4 | 0.8 |
| | | | | 71.0 | 91.0 | 80.0 | 183.0 | 7.6 | ni NW | ci W | ni N | — | — | — | 0.2 | 0.5 | 0.5 | 1.1 |
| | | | | 36.0 | 59.0 | 77.0 | 207.0 | 8.6 | ni | cu-ni S | fr-ni | — | — | — | 0.2 | 0.4 | 0.4 | 1.2 |
| | | | | 33.0 | 35.0 | 98.0 | 169.0 | 7.0 | ni | fr-ni | ni | — | — | — | 0.2 | 0.2 | 0.2 | 1.0 |
| | | | | 67.0 | 67.0 | 32.0 | 200.0 | 8.3 | ni | a-str | ni | 0.7 | — | — | 0.1 | 0.2 | 0.5 | 0.5 |
| | | | | 44.0 | 91.0 | 109.0 | 143.0 | 6.0 | a-str SW | | | 0.0 | — | — | 0.2 | 0.6 | 0.6 | 0.9 |
| | | | | 43.1 | 38.9 | 49.3 | 126.8 | 5.3 | | | | 1.2 | 0.0 | — | 7.0 | 8.9 | 9.7 | 24.8 |

**LLE** (H = 217 m) **SEPTIEMBRE 1912** φ = 30° 36′ S λ = 71° 12′ W $h_a$ = ?

| | | | | | | | | | | | | | | | | | | |
|---|---|---|---|---|---|---|---|---|---|---|---|---|---|---|---|---|---|---|
| 0 | 92 | 0 | 9.0 | 2.0 | 17.0 | 41.0 | 1.7 | | | | | — | — | — | | | | |
| 0 | 150 | 0 | 14.0 | 40.0 | 13.0 | 33.0 | 1.4 | str | | | | — | — | — | | | | |
| 84 | **186** | 0 | 11.0 | 2.0 | 44.0 | 64.0 | 2.7 | str | | | | — | — | — | | | | |
| 0 | 120 | 0 | 12.0 | 18.0 | 29.0 | 58.0 | 2.4 | str-cu | | | | — | — | — | | | | |
| 0 | 100 | 0 | 20.0 | 37.0 | 4.0 | 67.0 | 2.8 | str-cu | str | | | — | — | — | | | | |
| 85 | 120 | 0 | 15.0 | 27.0 | 22.0 | 56.0 | 2.3 | str | | | | — | — | — | | | | |
| 0 | 0 | 0 | 25.0 | 34.0 | 4.0 | **74.0** | **3.1** | str | | | | — | — | — | | | | |
| 0 | 0 | 0 | 5.0 | 4.0 | 18.0 | 43.0 | 1.8 | | | | | — | — | — | | | | |
| 0 | 0 | 0 | 18.0 | 6.0 | 20.0 | 40.0 | 1.7 | ci | | | | — | — | — | | | | |
| 0 | 60 | 0 | 15.0 | 12.0 | 16.0 | 41.0 | 1.7 | | | | | — | — | — | | | | |
| 0 | 92 | 0 | 13.0 | 16.0 | 10.0 | 41.0 | 1.7 | | | | | — | — | — | | | | |
| 0 | 141 | 0 | 12.0 | 11.0 | 6.0 | 38.0 | 1.6 | | | | | — | — | — | | | | |
| 0 | **186** | 0 | 5.0 | 21.0 | 16.0 | **22.0** | **0.9** | ci | str-cu | | | — | — | — | | | | |
| 0 | 130 | 0 | 14.0 | 16.0 | 12.0 | 51.0 | 2.1 | | | | | — | — | — | | | | |
| 84 | 176 | 0 | 13.0 | 14.0 | 10.0 | 41.0 | 1.7 | | | | | — | — | — | | | | |
| 0 | 0 | 0 | 9.0 | 35.0 | 21.0 | 33.0 | 1.4 | str | | | | — | — | — | | | | |
| 0 | 100 | 0 | 12.0 | 15.0 | 18.0 | 68.0 | 2.8 | ci | | | | — | — | — | | | | |
| 100 | 142 | 0 | 12.0 | 30.0 | 21.0 | 45.0 | 1.9 | str-cu | str-cu | str-cu | | — | — | — | | | | |
| 0 | 120 | 0 | 14.0 | 16.0 | 19.0 | 65.0 | 2.7 | | | | | — | — | — | | | | |
| 40 | 0 | 0 | 16.0 | 13.0 | 12.0 | 51.0 | 2.1 | | | | | — | — | — | | | | |
| 45 | 145 | 0 | 15.0 | 18.0 | 16.0 | 40.0 | 1.7 | str | | | | — | — | — | | | | |
| 60 | 68 | 30 | 13.0 | 28.0 | 31.0 | 47.0 | 2.0 | str | | | | — | — | — | | | | |
| 100 | 180 | 0 | 9.0 | 16.0 | 32.0 | 68.0 | 2.8 | | | | | — | — | — | | | | |
| 120 | 120 | 0 | 6.0 | 5.0 | 25.0 | 54.0 | 2.2 | str | str | str | | — | — | — | | | | |
| 0 | 68 | 0 | 15.0 | 21.0 | 16.0 | 45.0 | 1.9 | ci-cu | ci-cu | ci-cu | | — | — | — | | | | |
| 120 | 90 | 150 | 12.0 | 16.0 | 21.0 | 49.0 | 2.0 | ci | ci | ci | | — | — | — | | | | |
| 0 | 125 | 100 | 21.0 | 18.0 | 15.0 | 58.0 | 2.4 | ci | | | | — | — | — | | | | |
| 0 | 105 | 0 | 31.0 | 26.0 | 32.0 | 64.0 | 2.7 | | | | | — | — | — | | | | |
| 0 | 0 | 60 | 12.0 | 6.0 | 7.0 | 70.0 | 2.9 | str | ci | | | — | — | — | | | | |
| 0 | 160 | 140 | 12.0 | 31.0 | 36.0 | 25.0 | 1.0 | | | | | 0.0 | — | — | | | | |
| | | | | | | | | | | | | — | — | — | | | | |
| 28 | 99 | 16 | 13.7 | 18.5 | 18.8 | 49.7 | 2.1 | | | | | 0.0 | — | — | | | | |

Observaciones se efectuaron según hora oficial de Chile (75° de long.)

Alle Beobachtungen nach chilenischer Einheitszeit (75° Länge).

**LOS ANDES** (H = 820 m) **SEPTIEMBRE 1912** φ = 32° 50′ S λ = 70° 36′ W $C_g$ =

| Día / Tag | Barómetro Barometer 600/700 mm + | | | Temperatura del aire Lufttemperatur C° | | | | | Humedad absoluta Absolute Feuchtigkeit mm | | | Humedad relativa Relative Feuchtigkeit % | | | Dirección y fuerza del viento Richtung und Stärke des Windes 0—12 B | | | | | | Nebulosidad Bewölkung 0—10 | | | Agua caída Niederschlag mm | Notas Bemerkungen |
|---|---|---|---|---|---|---|---|---|---|---|---|---|---|---|---|---|---|---|---|---|---|---|---|---|---|
| | 7a | 2p | 9p | 7a | 2p | 9p | Max. | Min. | 7a | 2p | 9p | 7a | 2p | 9p | 7a | | 2p | | 9p | | 7a | 2p | 9p | 7a - 7a | |
| 1 | 92.1 | 90.3 | 90.9 | 12.0 | 25.8 | 13.4 | 26.5 | 4.0 | **3.6** | 3.8 | 4.7 | 35 | 16 | 42 | C | 0 | NNW | 1 | C | 0 | $1^0$ | $1^1$ | 0 | — | $\triangle^1$ an |
| 2 | 90.5 | 89.6 | 90.8 | 12.6 | 26.6 | 14.8 | 27.3 | 6.0 | 5.0 | 5.1 | 6.2 | 45 | 21 | 50 | C | 0 | NNW | 1 | C | 0 | 0 | 0 | 0 | — | $\triangle^1$ an |
| 3 | 90.9 | 90.5 | 90.6 | 12.0 | 27.0 | 15.0 | 27.4 | 6.0 | 5.1 | 4.9 | 6.3 | 49 | 19 | 50 | C | 0 | SSW | 1 | C | 0 | 0 | $1^1$ | 0 | — | $\triangle^1$ an |
| 4 | 90.9 | 89.2 | 89.7 | 9.8 | 27.8 | 15.8 | 28.4 | 6.0 | 5.2 | 5.5 | 8.2 | 57 | 21 | 61 | C | 0 | W | 2 | C | 0 | 0 | $1^1$ | 0 | — | $\triangle^1$ an |
| 5 | 91.8 | 90.6 | 91.1 | 12.2 | 25.2 | 14.0 | 25.8 | 7.5 | 7.1 | 6.2 | 9.1 | 69 | 25 | 77 | C | 0 | SW | 5 | NE | 5 | $9^1$ | $9^1$ | 0 | — | $\triangle^2$ an |
| 6 | 91.8 | 90.6 | 90.2 | 7.6 | 19.2 | 10.4 | 20.5 | 6.0 | 7.6 | 8.6 | 8.3 | **98** | 53 | 89 | C | 0 | SW | 6 | NE | 3 | $10^2$ | $2^2$ | 0 | — | $\equiv^2$ 1 |
| 7 | 89.3 | 88.2 | 87.9 | 9.2 | 18.4 | 9.2 | 19.0 | 7.4 | 8.0 | 8.0 | 7.6 | 92 | 51 | 88 | C | 0 | C | 0 | C | 0 | $9^2$ | $2^0$ | 0 | — | $\triangle^1$ an |
| 8 | 88.9 | 89.8 | 89.0 | 8.0 | 11.2 | 9.4 | 11.5 | 5.6 | 7.4 | 7.2 | 7.3 | 93 | 74 | 83 | C | 0 | C | 0 | C | 0 | $9^2$ | $10^2$ | $10^2$ | — | $\equiv$ an |
| 9 | 90.9 | 89.9 | 89.4 | 7.0 | 13.6 | 8.4 | 16.6 | 5.2 | 6.3 | 6.6 | 6.1 | 83 | 56 | 75 | NW | 4 | NW | 8 | NE | 2 | $10^2$ | $10^2$ | $9^2$ | — | |
| 10 | 90.2 | 89.9 | 90.0 | 8.0 | 16.0 | 7.6 | 16.5 | **8.2** | 6.3 | 5.7 | 5.9 | 80 | 42 | 76 | C | 0 | SW | 1 | C | 0 | 0 | 9 | 0 | — | $\subset^0$ |
| 11 | 91.3 | 91.0 | 90.5 | 9.4 | 20.5 | 10.2 | 20.5 | 4.5 | 5.4 | 6.9 | 6.2 | 62 | 38 | 67 | SE | 2 | C | 0 | C | 0 | 0 | 9 | 0 | — | |
| 12 | 90.9 | 90.8 | 91.2 | 12.2 | 19.6 | 12.4 | 20.5 | 6.5 | 6.0 | 5.3 | 7.4 | 57 | 31 | 70 | C | 0 | NE | 3 | C | 0 | $10^1$ | $9^1$ | $10^2$ | — | $\triangle^0$ an |
| 13 | 91.1 | 91.6 | 91.8 | 12.0 | 19.0 | 11.2 | 19.5 | 8.4 | 5.7 | 6.7 | 6.5 | 55 | 41 | 66 | C | 0 | C | 0 | C | 0 | $10^2$ | $10^1$ | $7^2$ | — | |
| 14 | 91.9 | 91.5 | 91.9 | 13.8 | 26.6 | 15.6 | 27.4 | 6.8 | 6.7 | 7.3 | 7.6 | 57 | 28 | 57 | C | 0 | NW | 4 | NE | 2 | $1^1$ | $1^0$ | $1^0$ | — | |
| 15 | 91.5 | 89.8 | 89.6 | 13.2 | 24.8 | 13.6 | 25.0 | 9.0 | 7.2 | 8.6 | **10.3** | 64 | 37 | 88 | C | 0 | SW | 3 | E | 2 | $10^2$ | $10^2$ | $10^1$ | — | $\triangle^1$ an |
| 16 | 89.7 | 91.2 | 91.8 | 10.6 | 13.0 | 8.8 | 16.0 | 8.4 | 8.9 | 6.9 | 6.5 | 94 | 62 | 78 | C | 0 | WSW | 6 | NE | 2 | $10^2$ | $9^2$ | $1^0$ | — | ● gt 10a; $\triangle^1$ an |
| 17 | 90.9 | 89.9 | 91.3 | 7.4 | 19.0 | 10.2 | 20.2 | **8.2** | 6.7 | 7.0 | 6.6 | 87 | 43 | 72 | C | 0 | SW | 8 | E | 3 | $9^1$ | $9^2$ | $10^1$ | 0.0 | $\triangle^2$ an, $\equiv^0$; ∪ 9p |
| 18 | 91.4 | 90.7 | 91.5 | 9.8 | 21.2 | 13.0 | 22.0 | 6.2 | 6.8 | 6.5 | 6.5 | 76 | 35 | 58 | C | 0 | NE | 4 | E | 2 | $9^2$ | $9^2$ | $10^1$ | — | $\triangle^1$ an |
| 19 | 92.8 | 92.7 | 92.9 | 9.6 | 20.6 | 11.6 | 21.0 | 5.0 | 6.7 | 8.9 | 5.1 | 76 | 49 | 50 | N | 1 | SE | 3 | E | 4 | 0 | $1^2$ | 0 | — | $\triangle$ an; ∞ E |
| 20 | 92.7 | 89.7 | 89.7 | 10.6 | 24.0 | 12.8 | 24.6 | 3.5 | 5.6 | 4.6 | 3.8 | 59 | 21 | 34 | C | 0 | C | 0 | C | 0 | 0 | 0 | 2 | — | $\triangle^0$ an |
| 21 | 87.8 | 88.2 | 89.4 | 13.0 | 27.2 | 14.0 | 27.4 | 7.2 | 4.5 | 3.8 | 6.6 | 40 | **15** | 55 | C | 0 | SW | 4 | C | 0 | $10^2$ | $1^1$ | $10^1$ | — | ∪ n |
| 22 | 88.7 | 90.1 | 91.1 | 12.2 | 18.4 | 11.8 | 19.4 | 8.2 | 6.5 | 8.3 | 6.3 | 62 | 52 | 62 | C | 0 | C | 0 | C | 0 | $10^2$ | $10^1$ | $9^1$ | — | $\triangle^1$ an |
| 23 | 91.2 | 91.2 | 90.0 | 12.2 | 27.8 | 16.2 | 28.0 | 8.8 | 6.8 | 5.0 | 6.1 | 65 | 18 | 45 | C | 0 | NNE | 3 | C | 0 | $9^1$ | $7^1$ | $10^2$ | — | ● gt 10p45 |
| 24 | 88.4 | **87.5** | 89.5 | 15.2 | 21.8 | 10.4 | 22.5 | 10.0 | 6.7 | 8.8 | 8.1 | 52 | 46 | 86 | S | 4 | NE | 4 | E | 3 | $9^1$ | $3^2$ | $10^2$ | 0.0 | |
| 25 | 91.7 | 91.5 | 91.9 | 9.6 | 17.4 | 10.4 | 19.5 | 7.5 | 7.5 | 6.6 | 7.6 | 85 | 45 | 82 | C | 0 | SW | 5 | NE | 4 | $9^2$ | $9^2$ | $10^1$ | — | ● gt 2p30; $\triangle^2$ an |
| 26 | 91.8 | 91.6 | 91.4 | 10.4 | 22.6 | 13.0 | 22.8 | 5.3 | 7.8 | 6.7 | 7.8 | 83 | 33 | 71 | C | 0 | W | 2 | C | 0 | 0 | $1^2$ | 0 | 0.0 | $\triangle^2$ an |
| 27 | 91.7 | 91.3 | 91.1 | 12.2 | 24.8 | 14.4 | 25.0 | 6.0 | 7.7 | 6.3 | 8.0 | 73 | 27 | 66 | C | 0 | NW | 3 | C | 0 | 0 | $1^1$ | 0 | — | $\triangle^2$ an |
| 28 | 91.5 | 89.3 | 88.2 | 12.6 | 28.0 | 15.0 | **28.5** | 7.0 | 7.9 | 6.2 | 7.9 | 74 | 22 | 62 | C | 0 | C | 0 | C | 0 | $7^1$ | $1^1$ | $10^0$ | — | $\triangle^2$ an; ∞ 1 |
| 29 | 91.1 | 91.6 | 92.2 | 9.0 | 15.2 | 8.6 | 16.5 | 7.6 | 7.7 | 7.5 | 4.8 | 90 | 58 | 58 | ENE | 3 | C | 0 | C | 0 | $10^2$ | $9^2$ | $10^2$ | — | $\triangle^2$ an |
| 30 | 93.8 | 93.7 | **97.8** | 7.8 | 14.8 | 7.6 | 15.8 | 5 5 | 6.7 | 4.6 | 6.4 | 84 | 42 | 81 | C | 0 | S | 4 | C | 0 | $9^2$ | $7^2$ | 0 | **8.5** | ●$^1$ 2a20-8a35 |
| **Pro. Mit.** | 91.0 | 90.5 | 90.8 | 10.7 | 21.2 | 12.0 | 22.1 | 6.4 | 6.6 | 6.4 | 6.8 | 70 | 37 | 66 | | 0.4 | | 2.7 | | 1.0 | 6.0 | 5.4 | 4.6 | 8.5 | |

**VALPARAISO** (H = 40 m) **SEPTIEMBRE 1912** φ = 33° 01′ S λ = 71° 38′ W $C_g$ = —

| | | | | | | | | | | | | | | | | | | | | | | | | | |
|---|---|---|---|---|---|---|---|---|---|---|---|---|---|---|---|---|---|---|---|---|---|---|---|---|---|
| 1 | 57.5 | 56.0 | 57.1 | 10.5 | 20.2 | 16.2 | 23.7 | 9.7 | 6.1 | 7.3 | **5.7** | 64 | 42 | 42 | N | 1 | WSW | 3 | S | 1 | $1^0$ | $1^0$ | $1^0$ | — | △ am; ∞$^0$ hor 1, ∞$^0$ NE |
| 2 | 58.0 | 57.1 | 58.5 | 9.4 | 17.8 | 11.9 | 18.7 | 9.0 | 8.3 | 8.5 | 8.8 | 95 | 57 | 85 | E | 1 | WSW | 4 | SE | 2 | 0 | $1^0$ | 0 | — | △ am, ≡$^1$ 8a30-11a; ∞$^1$ h |
| 3 | 58.1 | 56.6 | 58.4 | 8.8 | 13.0 | 11.5 | 17.3 | 8.4 | 8.3 | 9.1 | 8.9 | **99** | 82 | 88 | C | 0 | W | 1 | E | 2 | $9^1$ | $1^0$ | 1 | — | △ am, ≡$^1$ a interv 4a30-1 |
| 4 | 58.7 | 57.3 | 59.1 | 10.2 | 14.2 | 11.0 | 15.2 | 9.8 | 8.9 | 9.0 | 8.7 | 96 | 75 | 89 | W | 1 | E | 1 | NE | 1 | $10^1$ | $10^1$ | 1 | — | △ am, ≡$^1$ 0a15-9p30, ∞$^1$ |
| 5 | 60.1 | 58.7 | 60.7 | 9.6 | 16.4 | 11.8 | 17.5 | 9.0 | 8.4 | 8.3 | 8.1 | 95 | 60 | 78 | C | 0 | WSW | 3 | C | 0 | $10^1$ | $6^0$ | 0 | — | ≡$^0$ 5a40-9a50; ∞$^1$ SE y ∞ |
| 6 | 61.4 | 59.8 | 60.0 | 9.3 | 14.0 | 9.9 | 17.6 | 8.7 | 7.8 | 7.7 | 7.4 | 89 | 65 | 82 | C | 0 | WSW | 5 | W | 1 | $8^0$ | $1^0$ | 1 | — | △ am; ∞$^1$ S, ∞$^0$ SW, ∞$^1$ |
| 7 | 58.0 | 57.7 | 57.3 | 10.8 | 12.4 | 11.2 | 13.7 | 9.7 | 8.7 | 7.8 | 8.3 | 90 | 73 | 83 | N | 1 | NNW | 2 | C | 0 | $10^1$ | $10^1$ | $10^1$ | — | ≡$^1$ 6a20-11a15; ∞$^0$ S, ∞$^0$ SI |
| 8 | 58.0 | 59.0 | 58.2 | 11.0 | 15.4 | 12.4 | 16.4 | 10.5 | 7.6 | 7.1 | 6.6 | 77 | 55 | 62 | E | 2 | NE | 1 | W | 1 | $9^1$ | $9^0$ | 9 | — | ∞$^1$ E 1, ∞$^1$ NE 2 [S y ∞ |
| 9 | 60.4 | 59.3 | 58.2 | 11.4 | 16.0 | 11.2 | 17.0 | 10.4 | 6.7 | 8.2 | 6.3 | 66 | 60 | 63 | SE | 1 | WSW | 3 | C | 0 | $8^0$ | $1^0$ | 0 | — | ∞$^1$ hor 1, ∞$^1$ NE 2; cu de |
| 10 | 59.7 | 60.1 | 60.2 | 9.6 | 15.4 | 11.1 | 17.4 | 8.3 | 7.0 | 8.1 | 7.0 | 79 | 62 | 70 | E | 2 | WNW | 2 | SE | 2 | $1^2$ | $1^0$ | 1 | — | △ am; ∞$^1$ hor 1, ∞$^0$ SE y ∞ |
| 11 | 60.6 | 58.7 | 58.6 | 8.4 | 17.4 | 12.7 | 18.7 | 7.5 | 6.9 | 6.9 | 7.0 | 84 | 47 | 65 | C | 0 | WSW | 3 | S | 2 | $1^0$ | $1^0$ | 0 | — | △ am; ∞$^1$ SE 1, ∞$^0$ E y ∞$^0$ |
| 12 | 58.9 | 58.9 | 58.9 | 9.3 | 15.8 | 12.4 | 18.7 | 8.7 | 7.9 | 7.9 | 8.1 | 91 | 59 | 76 | W | 1 | WSW | 2 | NE | 1 | $4^0$ | $9^0$ | 0 | — | △ am; ∞$^2$ SE 1, ∞$^0$ SE y ∞ |
| 13 | 58.9 | 58.4 | 59.1 | 10.4 | 18.1 | 16.1 | 20.2 | 9.3 | 8.4 | 9.0 | 8.2 | 91 | 58 | 60 | C | 0 | NE | 1 | C | 0 | $5^0$ | $9^0$ | 0 | — | △ am; ∞$^1$ hor 1, ∞$^1$ S, ∞$^1$ |
| 14 | 60.0 | 59.1 | 59.6 | 11.4 | 22.0 | 14.7 | 23.0 | 11.0 | 9.4 | 8.7 | 7.5 | 95 | 44 | 60 | E | 1 | W | 2 | W | 1 | $1^0$ | $1^0$ | 1 | — | △ am; ∞$^0$ S y ∞$^1$ hor 2, ∞$^1$ |
| 15 | 59.3 | 58.4 | 58.9 | 11.0 | 15.9 | 12.4 | 17.3 | 10.1 | 9.0 | 9.4 | 9.3 | 92 | 70 | 88 | SSW | 2 | E | 1 | NE | 1 | $9^0$ | $10^0$ | $10^1$ | — | △ am, ≡$^1$ 6a30-7a30; ∞$^2$ SE |
| 16 | 59.0 | 60.8 | 61.6 | 11.0 | 15.7 | 11.1 | 16.5 | 10.5 | 8.6 | 8.0 | 7.2 | 87 | 60 | 73 | W | 2 | N | 2 | SE | 1 | $10^1$ | $2^0$ | $1^0$ | — | ≡$^1$ 10a20-10a45; ≡$^1$ 5a50 |
| 17 | 59.6 | 58.8 | 60.1 | 9.6 | 15.8 | 11.0 | 16.8 | 8.7 | 8.4 | 7.4 | 6.9 | 95 | 56 | 70 | NW | 1 | WSW | 4 | C | 0 | $8^0$ | $2^0$ | $4^0$ | 0.0 | △ am; ∞$^1$ S, ∞$^1$ NE 1, ∞ N |
| 18 | 60.3 | 59 4 | 60.9 | 8.4 | 16.0 | 10.9 | 16.6 | 7.5 | 7.5 | 6.5 | 6.2 | 92 | 48 | 63 | NE | 1 | WSW | 5 | NE | 1 | $2^0$ | $7^0$ | 9 | — | ∞$^0$ S y ∞$^1$ SE 1, ∞$^0$ E 2 |
| 19 | 63.3 | 61.8 | 62.7 | 8.4 | 14.9 | 11.0 | 17.1 | **6.6** | 7.3 | 6.9 | 6.1 | 89 | 55 | 62 | N | 1 | WSW | 6 | S | 1 | $1^0$ | $1^0$ | 0 | — | △ am; ∞$^1$ SE 1, ∞$^0$ N 2 |
| 20 | 60.2 | 55.5 | **55.0** | 8.8 | 23.2 | 15.2 | **26.3** | 7.6 | 7.3 | 6.9 | 7.4 | 87 | **82** | 57 | W | 1 | WSW | 3 | S | 1 | 0 | 0 | 7 | — | △ am; ∞$^1$ SE 1, ∞$^0$ NE 2 |
| 21 | 55.4 | 56.6 | 57.9 | 11.6 | 15.5 | 12.7 | 16.8 | 10.5 | 9.6 | 9.1 | 8.9 | 95 | 69 | 82 | E | 2 | E | 3 | N | 1 | $10^1$ | $1^0$ | 10 | — | ≡$^1$ 6a-8a10; ∞ hor 1, ∞$^1$ |
| 22 | 57.1 | 59.4 | 59.7 | 11.3 | 13.2 | 12.3 | 13.9 | 11.1 | 9.1 | 8.2 | 8.4 | 92 | 73 | 79 | E | 1 | NE | 1 | W | 1 | $10^1$ | $10^1$ | $10^1$ | — | ≡$^0$ 10a-11a24; ≡$^1$ 6a-10a; ∞ |
| 23 | 58.9 | 55.6 | 56.1 | 11.2 | 21.5 | 13.7 | 22.5 | 10.2 | 8.4 | 8.2 | 9.3 | 85 | 43 | 80 | W | 3 | WSW | 4 | C | 0 | $9^0$ | $4^0$ | 7 | 0.0 | ≡$^1$ 6a-6p; ∞$^1$ S1, ∞$^1$ SE y ∞ |
| 24 | 57.5 | 57.2 | 58.4 | 12.4 | 14.0 | 12.9 | 16.2 | 12.0 | 9.6 | 9.4 | 8.9 | 90 | 79 | 81 | ENE | 3 | NE | 3 | ENE | 3 | $10^1$ | $10^1$ | 9 | — | |
| 25 | 60.6 | 61.1 | 60.9 | 12.4 | 12.8 | 11.9 | 13.4 | 11.6 | 9.2 | **10.2** | 9.4 | 87 | 94 | 91 | N | 3 | NE | 2 | E | 1 | $10^1$ | $10^1$ | 10 | 0.3 | ● a interv 5a50-2p10, ≡ |
| 26 | 61.5 | 60.6 | 60.2 | 12.1 | 15.8 | 13.1 | 18.3 | 10.5 | 8.9 | 9.2 | 9.4 | 85 | 68 | 85 | E | 2 | WSW | 4 | NE | 1 | $1^0$ | $1^0$ | $1^0$ | **15.9** | ∞$^1$ W y ∞$^2$ NE 1, ∞$^0$ SE; cu |
| 27 | 60.6 | 60.1 | 60.2 | 12.6 | 15.2 | 11.3 | 16.0 | 11.0 | **10.2** | 10.0 | 9.2 | 95 | 77 | 93 | E | 1 | W | 3 | WSW | 2 | $10^1$ | $10^1$ | $8^1$ | — | ≡$^1$ 5a35-0p50, ≡$^1$ 0p50-7p |
| 28 | 59.7 | 58.4 | 57.8 | 11.7 | 13.4 | 11.4 | 14.1 | 9.9 | 9.9 | 9.4 | 9.4 | 97 | 82 | 95 | W | 1 | W | ? | WSW | 3 | $10^1$ | $10^1$ | $10^1$ | 0.1 | ≡$^1$ 4a5-5a35, 7p15-MN; ≡ |
| 29 | 61.0 | 61.3 | 62.0 | 11.1 | 14.0 | 12.6 | 14.8 | 10.2 | 8.5 | 9.2 | 9.2 | 86 | 78 | 86 | NNW | 2 | NE | 3 | NE | 3 | $10^1$ | $9^0$ | 10 | 0.8 | ≡$^1$ 0a57-5a, ● 5a-5a15, ≡ |
| 30 | 63.9 | 64.6 | **67.4** | 9.9 | 16.9 | 12.3 | 17.9 | 9.7 | 8.6 | 9.8 | 8.8 | 95 | 69 | 83 | SE | 2 | NW | 2 | SSE | 1 | $9^1$ | $1^0$ | 0 | 11.4 | ●$^0$ 1a-39-2a20, ●$^2$ 2a20-3 |
| **Pro. Mit.** | 59.5 | 58.9 | 59.4 | 10.5 | 16.0 | 12.3 | 17.6 | 9.6 | 8.4 | 8.4 | 8.0 | 89 | 63 | 76 | | 1.3 | | 2.7 | | 1.2 | 6.5 | 5.0 | 4.4 | 28.5 | |

Barómetro reducido a 0°C y a gravedad normal.

Barometer reduciert auf 0°C und Normals

(1) ∞$^1$ SE, ∞$^0$ N 2. (2) S y ∞$^1$ SE 2. (3) ∞$^1$ N 2. (4) S y ∞$^1$ hor 2. (5) ∞$^1$ hor 1, ∞$^0$ S, ∞$^0$ NW 2; cu de cord 2. (6) ☋ 7p5-9p35. (7) 1, ∞$^1$ S y ∞$^1$ hor 2. (8) ⊕ 11a35-1p. (9) 4p56; ≡ II; ∞ 1, 2. (10) 9a10; ≡$^1$ 9a10-6p15; ∞$^2$ hor 2. (11) 5a40; ≡ $^1$ 2p-3p50. (12) ●$^1$ a interv 3a20-8a15; ∞$^0$ S 2.

## ANDES (H = 820 m) — SEPTIEMBRE 1912 — φ = 32° 50′ S — λ = 70° 36′ W — $h_a$ = 6.5 m

| Temp. a la 7a / Temp. Freien. | Velocidad del viento Windgeschwindigkeit m/minuto | | | km | | | | | Nubes (clase y dirección) Wolken (Art und Richtung) | | | Agua caída Niederschlag mm | | | Evaporación Verdunstung mm | | | |
|---|---|---|---|---|---|---|---|---|---|---|---|---|---|---|---|---|---|---|
| Max. Min. | 7a | 2p | 9p | 9p-7a | 7a-2p | 2p-9p | 7a-7a | k/1h | 7a | 2p | 9p | 7a | 2p | 9p | 7a | 2p | 9p | 7a-7a |
| | 0 | 35 | 0 | 9.9 | 5.3 | 12.2 | 33.2 | 1.4 | | ci | | — | — | — | | | | |
| | 0 | 35 | 0 | 2.4 | 6.6 | 15.0 | 19.9 | 0.8 | | | | — | — | — | | | | |
| | 0 | 40 | 0 | 13.0 | 7.6 | 12.2 | 34.6 | 1.4 | | ci | | — | — | — | | | | |
| | 0 | 50 | 0 | 7.0 | 9.5 | 13.3 | 26.8 | 1.1 | | ci | | — | — | — | | | | |
| | 0 | 175 | 150 | 14.2 | 2.4 | 46.0 | 37.0 | 1.5 | ci-str W | ci-str W, Bp S-N | | — | — | — | | | | |
| | 0 | 225 | 90 | 24.1 | 27.7 | 22.9 | 72.5 | 3.0 | | cu NW | | — | — | — | | | | |
| | 0 | 0 | 10 | 8.6 | 13.9 | 14.6 | 59.2 | 2.5 | str, str-cu N | cu, fr-cu N | | — | — | — | | | | |
| | 0 | 0 | 0 | 25.4 | 4.9 | 4.8 | 53.9 | 2.2 | str-cu, strW, cu-ni | str-cu, a-cu | | — | — | — | | | | |
| | 150 | 310 | 50 | 27.4 | 32.9 | 14.6 | 37.1 | 1.5 | | cu, str-cu N | | — | — | — | | | | |
| | 0 | 45 | 0 | 7.3 | 4.6 | 20.2 | 54.8 | 2.3 | | ci | | — | — | — | | | | |
| | 40 | 25 | 0 | 14.4 | 10.3 | 3.8 | 39.2 | 1.6 | | ci-str W | | — | — | — | | | | |
| | 0 | 90 | 20 | 0.2 | 5.5 | 13.9 | 14.3 | 0.6 | str-cu N, a-str | fr-ni W, a-str W | str-cu | — | — | — | | | | |
| | 0 | 0 | 10 | 6.8 | 4.3 | 4.3 | 26.2 | 1.1 | str-cu W | str-cu W | | — | — | — | | | | |
| | 0 | 100 | 60 | 4.2 | 1.6 | 18.6 | **12.8** | **0.5** | | cu | | — | — | — | | | | |
| | 0 | 100 | 50 | 8.6 | 5.8 | 46.9 | 28.8 | 1.2 | ci-str W | str, ci | a-str | — | — | — | | | | |
| | 0 | 225 | 60 | 16.5 | 33.5 | 14.1 | 69.2 | 2.9 | str | str-cu, cu-ni NW | | — | 0.0 | — | | | | |
| | 0 | **350** | 90 | 5.4 | 15.2 | 62.1 | 53.0 | 2.2 | a-cu NW | cu-ni W | str | — | — | — | | | | |
| | 0 | 100 | 60 | 11.5 | 9.3 | 24.9 | 88.8 | 3.7 | ci, ci-str NW | str, ci, ci-cu NW | | — | — | — | | | | |
| | 35 | 85 | 100 | 10.6 | 12.6 | 36.0 | 44.8 | 1.9 | | | | — | — | — | | | | |
| | 0 | 5 | 0 | 14.8 | 13.7 | 17.3 | 63.4 | 2.6 | | | ci, Bp E-W | — | — | — | | | | |
| | 0 | 125 | 0 | 10.6 | 7.0 | 17.6 | 41.6 | 1.7 | str-cu W | ci | str, ci | — | — | — | | | | |
| | 0 | 0 | 0 | 5.9 | 6.7 | 11.2 | 30.5 | 1.3 | str-cu W | str-cu NW | str-cu NW | — | — | — | | | | |
| | 0 | 100 | 0 | 11.0 | 24.8 | 25.2 | 28.9 | 1.2 | str-cu NW | | | — | — | 0.0 | | | | |
| | 100 | 100 | 80 | 26.5 | 14.3 | 39.3 | 76.5 | 3.2 | cu N [N | | str-cu, ni | — | — | — | | | | |
| | 0 | 125 | 100 | 23.5 | 24.8 | 24.0 | 77.1 | 3.2 | fr-str, fr-ni, str-cu | cu, cu-ni N | fr-ni, a-str W | — | — | 0.0 | | | | |
| | 0 | 60 | 10 | 11.9 | 11.8 | 25.1 | 60.7 | 2.5 | | cu-ni, cu | | — | — | — | | | | |
| | 0 | 75 | 15 | 18.4 | 8.1 | 12.3 | 55.3 | 2.3 | | ci | | — | — | — | | | | |
| | 0 | 0 | 10 | 7.1 | 6.7 | 10.9 | 27.5 | 1.1 | ci, ci-str W | ci, ci-cu W | str, ci | — | — | — | | | | |
| | 75 | 15 | 20 | 32.3 | 23.4 | 15.9 | 49.9 | 2.1 | str, cu N | fr-str, ci N | | — | — | — | | | | |
| | 0 | 120 | 0 | 53.4 | 16.0 | 38.9 | **92.7** | **3.9** | ni N | cu, cu-ni N | | 8.5 | 4.0 | — | | | | |
| | 13 | 90 | 33 | 14.4 | 12.4 | 21.3 | 47.0 | 2.0 | | | | 8.5 | 4.0 | 0.0 | | | | |

## VALPARAISO (H = 40 m) — SEPTIEMBRE 1912 — φ = 33° 01′ S — λ = 71° 38′ W — $h_a$ = 15 m

| | | | | | | | | | | | | | | | | | | |
|---|---|---|---|---|---|---|---|---|---|---|---|---|---|---|---|---|---|---|
| 16.0 | 6.0 | 48 | 364 | 75 | 10.0 | 45.0 | 84.0 | 90.0 | 3.8 | ci-str S | ci W, ci-str W | | — | — | — | 0.2 | 0.5 | 0.7 | 1.2 |
| 17.1 | 5.7 | 43 | 476 | 151 | 18.0 | 27.0 | 57.0 | 147.0 | 6.1 | | str S | | — | — | — | 0.2 | 0.2 | 0.3 | **1.4** |
| 15.4 | 5.4 | 0 | 31 | 142 | 26.0 | 22.0 | 37.0 | 110.0 | 4.6 | ni | ci SW | ci-str | — | — | — | 0.1 | 0.1 | 0.2 | 0.6 |
| 15.0 | 8.5 | 77 | 80 | 33 | 49.0 | 54.0 | 23.0 | 108.0 | 4.5 | ni | ni | ci-str | — | — | — | 0.1 | 0.1 | 0.1 | 0.4 |
| 17.1 | 7.2 | 0 | 332 | 0 | 5.0 | 27.0 | 91.0 | 82.0 | 3.4 | ni | ci-str W | | — | — | — | 0.1 | 0.1 | 0.4 | 0.3 |
| 14.8 | 5.6 | 0 | 490 | 48 | 15.0 | 123.0 | 107.0 | 133.0 | 5.5 | cu S, fr-ni W | cu S, str-cu S | ci-str | — | — | — | 0.1 | 0.3 | 0.3 | 0.6 |
| 16.7 | 6.5 | 45 | 138 | 0 | 22.0 | 19.0 | 5.0 | 252.0 | 10.5 | ni | cu-ni N, fr-ni N | cu-ni | — | — | — | 0.1 | 0.1 | 0.1 | 0.7 |
| 15.0 | 9.0 | 157 | 92 | 60 | 85.0 | 51.0 | 2.0 | 109.0 | 4.5 | cu, a-cu N | fr-ni N, ci-str | ni | — | — | — | 0.2 | 0.4 | 0.2 | 0.4 |
| 14.9 | 7.5 | 93 | 269 | 0 | 29.0 | 63.0 | 92.0 | 82.0 | 3.4 | cu SW, a-cu NW (1) | a-cu E | | — | — | — | 0.2 | 0.4 | 0.4 | 0.8 |
| 13.4 | 5.5 | 124 | 183 | 120 | 46.0 | 30.0 | 50.0 | 201.0 | 8.4 | str-cu N | cu NW, ci NW | | — | — | — | 0.2 | 0.3 | 0.3 | 1.0 |
| 18.1 | 4.0 | 0 | 326 | 133 | 31.0 | 64.0 | 61.0 | 111.0 | 4.6 | str [ci-str SW | ci-str S [N | | — | — | — | 0.2 | 0.4 | 0.4 | 0.8 |
| 17.4 | 5.5 | 66 | 237 | 64 | 19.0 | 22.0 | 38.0 | 144.0 | 6.0 | a-cu NW, ci-cu W, | cu N, a-cu W, ci-cu | | — | — | — | 0.1 | 0.2 | 0.2 | 0.9 |
| 17.8 | 6.2 | 0 | 47 | 0 | 9.0 | 12.0 | 40.0 | **69.0** | **2.9** | a-cu W, ci-cu W, (2) | a-cu W, ci-str W | | — | — | — | 0.1 | 0.2 | 0.3 | 0.5 |
| 12.8 | 8.0 | 37 | 140 | 50 | 21.0 | 60.0 | 48.0 | 73.0 | 3.0 | str, ci-str W | ci-str S | ci | — | — | — | 0.2 | 0.3 | 0.5 | 0.7 |
| 15.0 | 7.5 | 122 | 65 | 33 | 14.0 | 25.0 | 17.0 | 122.0 | 5.1 | cu-ni E, ni, ci-str | ni | ni | — | — | — | 0.1 | 0.2 | 0.1 | 0.9 |
| 19.8 | 7.2 | 225 | 170 | 83 | 36.0 | 53.0 | 74.0 | 78.0 | 3.3 | ni [ci-str W | cu W, a-str, ci-str | str, ci-str | — | 0.0 | — | 0.1 | 0.2 | 0.2 | 0.4 |
| 18.3 | 5.8 | 31 | 468 | 0 | 13.0 | 97.0 | 110.0 | 140.0 | 5.8 | str, a-cu W, ci-cu W | cu N, ci W, ci-str W | ci-str | — | — | — | 0.2 | 0.4 | 0.4 | 0.6 |
| 16.7 | 4.0 | 38 | 584 | 74 | 8.0 | 108.0 | 86.0 | 215.0 | 9.0 | ci cu W, ci-str W | fr-cu N, ci W, ci-str | ci-str | — | — | — | 0.2 | 0.6 | 0.4 | 1.0 |
| 14.6 | 3.4 | 30 | **742** | 100 | 6.0 | 149.0 | 111.0 | 200.0 | 8.3 | cu S, ci-str | fr-cu N | | — | — | — | 0.1 | 0.4 | 0.6 | 1.1 |
| 14.3 | 4.0 | 43 | 267 | 100 | 16.0 | 45.0 | 37.0 | 276.0 | 11.5 | | | ci-str | — | — | — | 0.2 | 0.5 | 0.5 | 1.2 |
| 16.0 | 5.7 | 160 | 252 | 74 | 68.0 | 64.0 | 30.0 | 150.0 | 6.3 | ni | cu E | ni | — | — | — | 0.2 | 0.2 | 0.2 | 1.2 |
| 15.0 | 7.7 | 66 | 57 | 41 | 27.0 | 32.0 | 13.0 | 121.0 | 5.0 | ni | ni | ni | — | — | — | 0.1 | 0.1 | 0.1 | 0.5 |
| 12.7 | 7.8 | 237 | 400 | 0 | 30.0 | 77.0 | 49.0 | 75.0 | 3.1 | fr-cu S, fr-ni, ci-str | cu N, a-cu NW, ci- | a-cu W, ci-str | — | — | — | 0.2 | 0.3 | 0.5 | 0.4 |
| 14.7 | 9.9 | 195 | 208 | 218 | 37.0 | 60.0 | 98.0 | 163.0 | 6.8 | ni | cu N, ni [str W | cu, fr-ni N | — | — | — | 0.2 | 0.2 | 0.2 | 1.0 |
| 10.2 | 9.5 | 238 | 128 | 64 | 146.0 | 99.0 | 57.0 | **304.0** | **12.7** | fr-cu N, fr-ni N | cu-ni N, fr-ni N | ci-str | 0.3 | 15.4 | 0.5 | 0.2 | 0.1 | 0.1 | 0.6 |
| 17.0 | 7.7 | 148 | 343 | 56 | 30.0 | 74.0 | 68.0 | 186.0 | 7.8 | cu NW | cu S | | — | — | — | 0.0 | 0.3 | 0.3 | **0.2** |
| 12.1 | 8.0 | 70 | 237 | 180 | 5.0 | 24.0 | 74.0 | 147.0 | 6.1 | ni | ni | fr-ni E | — | — | — | 0.0 | 0.2 | 0.1 | 0.6 |
| 16.0 | 7.0 | 57 | 113 | 281 | 20.0 | 49.0 | 47.0 | 118.0 | 4.9 | ni | ni | ni | 0.1 | — | 0.0 | 0.1 | 0.1 | 0.1 | 0.4 |
| 12.9 | 8.7 | 144 | 231 | 245 | 97.0 | 90.0 | 75.0 | 193.0 | 8.0 | cu W, fr-ni N | cu N, fr-ni N | ni | 0.8 | — | — | 0.1 | 0.2 | 0.2 | 0.3 |
| 11.3 | 7.7 | 170 | 114 | 72 | 113.0 | 92.0 | 24.0 | 278.0 | 11.6 | cu W, fr ni N | cu N, cu-ni N | | 11.4 | 1.5 | — | 0.2 | 0.1 | 0.2 | 0.6 |
| 15.9 | 6.7 | 89 | 252 | 83 | 35.0 | 58.6 | 56.8 | 149.2 | 6.2 | | | | 12.6 | 16.9 | 0.5 | 4.3 | 7.7 | 8.6 | 21.3 |

Las observaciones se efectuaron según hora oficial de Chile (75° de long.)

Alle Beobachtungen nach chilenischer Einheitszeit (75° Länge)

(1) W, ci-str S. (2) ci str W.

**SANTIAGO** (H = 520 m) **SEPTIEMBRE 1912** φ = 33° 27′ S λ = 70° 42′ W $C_g$ = −0.
−0.

| Dia / Tag | Barómetro Barometer 700 mm + 7a | 2p | 9p | Temperatura del aire Lufttemperatur C° 7a | 2p | 9p | Max. | Min. | Humedad absoluta Absolute Feuchtigkeit mm 7a | 2p | 9p | Humedad reiativa Relative Feuchtigkeit % 7a | 2p | 9p | Dirección y fuerza del viento Richtung und Stärke des Windes 0—12 B 7a | 2p | 9p | Nebulosidad Bewölkung 0—10 7a | 2p | 9p | Agua caída Niederschlag mm 7a-7a | Notas Bemerkungen |
|---|---|---|---|---|---|---|---|---|---|---|---|---|---|---|---|---|---|---|---|---|---|---|
| 1 | 17.0 | 15.6 | 16.5 | 7.0 | 24.5 | 11.5 | 25.2 | 4.0 | 6.1 | **5.3** | 5.5 | 82 | **23** | 54 | C 0 | SW 2 | NW 1 | 2 | 1 | 0 | — | $\triangle^2$ an |
| 2 | 15.6 | 15.0 | 16.9 | 6.6 | 23.5 | 11.4 | 24.0 | 4.0 | 5.9 | 7.1 | 8.0 | 81 | 35 | 79 | SE 1 | S 3 | S 1 | 0 | 0 | 0 | — | $\triangle^1$ an y n |
| 3 | 16.5 | 15.3 | 16.3 | 7.3 | 24.2 | 14.1 | 25.8 | 5.2 | 6.7 | 6.3 | 8.1 | 88 | 28 | 68 | NNE 1 | S 1 | W 1 | 1 | 1 | 1 | — | $\triangle^2$ an |
| 4 | 16.5 | 14.8 | 17.1 | 8.8 | 24.2 | 14.3 | 25.1 | 5.9 | 6.2 | 7.9 | 10.4 | 73 | 35 | 86 | SSW 1 | SW 2 | C 0 | 1 | 2 | 0 | — | |
| 5 | 17.9 | 16.4 | 18.1 | 8.9 | 22.1 | 11.9 | 22.4 | 5.6 | 7.7 | 10.4 | 8.4 | 90 | 53 | 83 | SSE 1 | SW 3 | S 1 | 4 | 4 | 0 | — | $\triangle^0$ an |
| 6 | 18.0 | 16.5 | 15.5 | 7.2 | 17.9 | 10.1 | 19.2 | 5.3 | 7.0 | 9.0 | 8.5 | 92 | 59 | 92 | SW 1 | SSW 3 | S 1 | 8 | 2 | 6 | — | $\triangle^2$ an |
| 7 | 15.0 | 14.0 | 14.2 | 9.2 | 15.0 | 10.1 | 15.3 | 7.8 | 8.1 | 8.5 | 7.8 | 93 | 67 | 86 | SW 1 | SW 3 | SSW 1 | 10 | 3 | 10 | — | $\triangle^0$ an; cu de cord 2 |
| 8 | 15.5 | 16.1 | 15.4 | 8.4 | 11.9 | 10.9 | 12.0 | 7.7 | 7.6 | 7.3 | 7.0 | 92 | 72 | 73 | S 1 | WSW 3 | SW 2 | 10 | 10 | 10 | — | $\triangle^1$ an; ≡ 1 |
| 9 | 17.6 | 16.7 | 15.6 | 8.9 | 14.8 | 8.1 | 16.8 | 7.5 | 6.5 | 6.6 | 6.6 | 78 | 54 | 83 | C 0 | SW 2 | C 0 | 10 | 3 | 0 | — | $\triangle^0$ an y n |
| 10 | 16.7 | 17.3 | 17.5 | 6.5 | 17.1 | 8.5 | 18.1 | 2.3 | 6.2 | 7.8 | 7.1 | 85 | 44 | 85 | SSE 1 | NE 1 | S 1 | 9 | 3 | 0 | — | $\triangle^2$ an, $\triangle^1$ III |
| 11 | 17.9 | 16.6 | 16.9 | 6.1 | 18.4 | 10.5 | 19.7 | **2.0** | 6.6 | 8.3 | 7.6 | 93 | 53 | 80 | WSW 2 | SW 2 | SSW 1 | 0 | 2 | 0 | — | $\triangle^2$ an, $\triangle^1$ III |
| 12 | 16.2 | 17.1 | 17.4 | 7.0 | 15.1 | 10.7 | 16.1 | 4.9 | 6.9 | 8.7 | 8.2 | 92 | 69 | 85 | E 2 | SW 2 | C 0 | 9 | 10 | 9 | — | $\triangle^2$ an, $\triangle^0$ III; ∞² |
| 13 | 17.2 | 17.5 | 18.0 | 7.5 | 17.2 | 11.4 | 19.1 | 5.4 | 7.4 | 8.9 | 8.4 | 95 | 61 | 84 | C 0 | W 2 | E 1 | 9 | 9 | 8 | — | $\triangle^2$ an, ≡¹ 1 |
| 14 | 18.1 | 17.3 | 17.0 | 9.8 | 23.9 | 15.8 | 24.9 | 8.4 | 6.7 | 7.2 | 11.6 | 75 | 33 | 87 | SSE 1 | SSW 3 | SW 1 | 3 | 1 | 0 | — | $\triangle^1$ an y n |
| 15 | 17.4 | 16.0 | 14.0 | 10.6 | 20.0 | 13.1 | 20.2 | 8.2 | 8.8 | 11.3 | 9.5 | 92 | 66 | 85 | W 1 | SSW 2 | E 1 | 9 | 9 | 10 | — | $\triangle^1$ an; ∞² |
| 16 | 16.0 | 18.0 | 17.8 | 10.7 | 12.6 | 7.9 | 13.0 | 5.6 | 8.6 | 7.5 | 6.7 | 90 | 69 | 85 | S 2 | SE 2 | C 0 | 10 | 9 | 8 | — | $\triangle^2$ an, $\triangle^0$ III |
| 17 | 17.7 | 16.8 | 18.5 | 8.4 | 15.2 | 7.8 | 16.5 | 5.9 | 7.4 | 7.1 | 5.9 | 90 | 56 | 76 | C 0 | SSE 2 | C 0 | 10 | 7 | 8 | — | $\triangle^1$ an, ≡ n |
| 18 | 17.7 | 17.3 | 19.1 | 6.6 | 19.1 | 10.1 | 20.0 | 4.4 | 6.1 | 7.2 | 5.7 | 84 | 46 | 63 | S 1 | SW 3 | C 0 | 9 | 8 | 8 | — | $\triangle^2$ an |
| 19 | 19.9 | 19.0 | 19.2 | 6.2 | 18.4 | 8.8 | 19.2 | 3.4 | 5.7 | 6.2 | 6.4 | 81 | 39 | 75 | SW 1 | SSW 3 | C 0 | 1 | 1 | 0 | — | $\triangle^2$ an; ∞¹ 2 |
| 20 | 19.2 | 15.0 | 15.4 | 11.3 | 22.7 | 9.3 | 24.2 | 2.8 | 6.6 | 6.8 | 6.1 | 66 | 33 | 70 | W 1 | SW 2 | C 0 | 0 | 1 | 3 | — | $\triangle^2$ an; ∞¹ 2 |
| 21 | **11.7** | 13.3 | 15.1 | 10.4 | 24.2 | 10.7 | 24.2 | 10.5 | 7.6 | 7.3 | 7.2 | 80 | 33 | 84 | C 0 | SW 3 | SSW 1 | 8 | 1 | 4 | — | $\triangle^2$ III |
| 22 | 14.3 | 15.2 | 17.0 | 9.0 | 16.3 | 10.8 | 16.7 | 8.2 | 7.2 | 10.3 | 8.1 | 84 | 75 | 85 | C 0 | SW 3 | SSE 1 | 9 | 9 | 10 | — | $\triangle^2$ an; ∞¹ 1 |
| 23 | 17.5 | 16.8 | 13.1 | 10.4 | 23.2 | 13.2 | **26.0** | 8.2 | 8.5 | 10.9 | 7.7 | 91 | 52 | 68 | SW 1 | SW 1 | ESE 1 | 9 | 5 | 8 | — | $\triangle^1$ an; ∞² 1, 2 |
| 24 | 13.6 | 13.5 | 14.1 | 13.2 | 20.7 | 9.9 | 21.0 | 9.4 | 8.4 | 10.8 | 8.0 | 74 | 60 | 88 | S 1 | SSW 4 | S 1 | 9 | 7 | 10 | — | ● gt 11p50; $\triangle^0$ a |
| 25 | 18.3 | 18.6 | 17.5 | 11.4 | 13.5 | 5.9 | 15.7 | 4.2 | 8.4 | 9.6 | 6.6 | 84 | 83 | 94 | S 1 | SW 3 | S 1 | 9 | 9 | 8 | 1.6 | ●⁰ 3a10; ∞¹ |
| 26 | 18.9 | 18.1 | 17.8 | 6.6 | 19.9 | 11.6 | 21.4 | 6.4 | 7.1 | 8.9 | 8.8 | **97** | 51 | 86 | C 0 | SW 3 | C 0 | 0 | 1 | 0 | — | $\triangle^2$ an, ≡¹ 1, $\triangle^1$ II |
| 27 | 17.9 | 17.0 | 18.0 | 8.6 | 23.3 | 12.5 | 23.9 | 5.9 | 7.9 | 9.6 | 9.5 | 95 | 46 | 88 | SW 1 | SSE 2 | C 0 | 0 | 4 | 0 | — | ≡¹ an, ≡⁰ 1, $\triangle^0$ II |
| 28 | 17.3 | 14.6 | 14.6 | 11.6 | 24.8 | 11.5 | 25.4 | 7.0 | 9.5 | **12.2** | 9.8 | 93 | 52 | **97** | WSW 1 | SW 3 | SW 3 | 8 | 3 | 10 | — | $\triangle^2$ an, ≡ n; ∞² 1 |
| 29 | 17.6 | 17.9 | 18.8 | 9.6 | 13.3 | 10.4 | 14.7 | 8.8 | 8.3 | 9.4 | 7.9 | 93 | 83 | 85 | SSW 3 | SSW 4 | SSW 1 | 10 | 9 | 10 | 0.2 | ‖² a interv am-11a, |
| 30 | 21.5 | 21.5 | **24.8** | 7.1 | 13.5 | 7.8 | 15.5 | 5.9 | 6.6 | 7.8 | 6.9 | 88 | 67 | 87 | SSE 2 | S 2 | C 0 | 9 | 8 | 2 | **5.8** | ● 2a50-6a, ● gt, |
| Pro. Mit. | 17.1 | 16.5 | 16.9 | 8.7 | 19.0 | 10.7 | 20.0 | 6.0 | 7.3 | 8.4 | 7.8 | 86 | 53 | 81 | 1.0 | 2.5 | 0.7 | 6.2 | 4.7 | 4.8 | 7.6 | |

**SAN FERNANDO** (H = 335 m) **SEPTIEMBRE 1912** φ = 34° 35′ S λ = 71° 04′ W $C_g$ =

| | | | | | | | | | | | | | | | | | | | | | | |
|---|---|---|---|---|---|---|---|---|---|---|---|---|---|---|---|---|---|---|---|---|---|---|
| 1 | 32.7 | 31.2 | 32.9 | 9.2 | 19.6 | 9.0 | 20.2 | 3.9 | 6.4 | 5.8 | 6.1 | 74 | **84** | 71 | SE 4 | SW 3 | S 1 | $2^0$ | 0 | 0 | — | $\triangle$ am |
| 2 | 32.3 | 30.8 | 32.9 | 7.0 | 16.2 | 8.2 | 18.5 | 4.7 | 6.4 | 7.9 | 7.7 | 85 | 58 | 94 | SE 5 | SW 5 | SE 1 | 0 | 0 | 0 | — | $\triangle$ am |
| 3 | 32.8 | 30.3 | 31.4 | 6.4 | 21.2 | 9.8 | 22.0 | 3.5 | 6.8 | 8.1 | 7.9 | 94 | 43 | 87 | SW 5 | E 1 | SE 1 | $4^0$ | 0 | 0 | — | $\triangle$ am |
| 4 | 32.1 | 30.3 | 32.6 | 9.4 | 22.4 | 11.0 | 22.5 | 4.0 | 6.9 | 7.2 | 7.8 | 79 | 36 | 80 | SE 1 | SW 3 | S 2 | $1^0$ | $4^0$ | 0 | — | $\triangle$ am |
| 5 | 34.2 | 32.8 | 34.2 | 9.4 | 16.4 | 11.0 | 18.0 | 7.7 | 6.5 | 7.4 | 6.6 | 74 | 54 | 68 | S 4 | S 4 | SW 2 | 3 | $3^0$ | 0 | — | $\triangle$ am |
| 6 | 34.3 | 33.4 | 33.0 | 6.4 | 8.8 | 7.2 | 14.0 | 6.4 | 7.0 | 7.3 | 7.1 | 98 | 87 | 94 | SW 2 | S 2 | SE 2 | $10^2$ | $10^2$ | $10^1$ | — | |
| 7 | 30.6 | 29.9 | 30.0 | 7.1 | 12.2 | 9.8 | 13.8 | 5.5 | 7.3 | 7.8 | 8.1 | 98 | 74 | 89 | NE 1 | NE 3 | SW 1 | $10^2$ | $9^2$ | $10^2$ | — | ≡ am |
| 8 | 31.1 | 32.0 | 31.2 | 8.4 | 11.9 | 10.4 | 12.0 | 8.2 | 7.9 | 7.5 | 7.4 | 96 | 73 | 78 | NE 2 | SW 2 | SW 1 | $10^2$ | $10^2$ | $10^2$ | 0.0 | ‖ 1 |
| 9 | 33.1 | 33.0 | 31.0 | 9.1 | 10.6 | 7.2 | 15.5 | 7.0 | 7.9 | 7.1 | 6.5 | 92 | 56 | 86 | SW 1 | SW 2 | S 1 | $10^2$ | $1^1$ | 0 | 0.0 | ‖ 1 |
| 10 | 32.1 | 32.2 | 33.0 | 5.3 | 18.2 | 8.6 | 18.5 | 3.2 | 6.1 | 7.5 | 7.0 | 92 | 48 | 84 | SW 2 | NE 4 | SE 2 | $6^1$ | 4 | 0 | — | $\triangle$ am |
| 11 | 33.8 | 32.1 | 32.0 | 8.0 | 18.2 | 8.0 | 19.4 | 3.5 | 7.2 | 7.7 | 7.0 | 90 | 50 | 88 | SE 1 | SW 2 | C 0 | 0 | 0 | 0 | — | $\triangle$ am |
| 12 | 31.9 | 31.9 | 33.1 | 7.5 | 15.2 | 8.6 | 15.5 | 4.2 | 7.1 | 7.8 | 7.7 | 91 | 60 | 92 | SW 2 | NE 2 | SE 2 | $10^1$ | $10^1$ | 0 | — | $\triangle$ am |
| 13 | 33.1 | 33.2 | 33.7 | 8.0 | 19.4 | 11.8 | 20.3 | 5.3 | 7.2 | 7.9 | 8.6 | 90 | 47 | 84 | SW 2 | SW 4 | SW 2 | $7^1$ | $5^0$ | 0 | — | $\triangle$ am |
| 14 | 34.3 | 33.1 | 33.5 | 9.8 | 20.0 | 13.6 | 20.5 | 9.0 | 8.4 | 9.4 | 9,2 | 94 | 54 | 80 | SW 3 | SW 3 | SE 2 | $5^0$ | 0 | $1^2$ | — | $\triangle$ am |
| 15 | 33.0 | 31.6 | 31.3 | 9.9 | 13.0 | 10.8 | 16.5 | 8.2 | 7.8 | 9.1 | 8.9 | 86 | 82 | 93 | SW 3 | S 2 | SE 1 | $9^1$ | $10^1$ | $9^1$ | — | $\triangle$ am |
| 16 | 30.2 | 32.7 | 35.0 | 10.3 | 14.4 | 9.6 | 14.7 | 8.5 | 8.9 | 7.7 | 8.2 | 95 | 63 | 92 | SE 1 | NW 1 | SW 2 | $10^2$ | $9^2$ | $10^2$ | — | $\triangle$ am |
| 17 | 34.2 | 32.2 | 34.2 | 5.3 | 12.8 | 5.8 | 14.4 | 4.3 | 6.0 | 7.6 | 5.4 | 91 | 72 | 79 | SW 4 | SW 2 | SE 2 | $10^1$ | $9^1$ | 0 | — | $\triangle$ am |
| 18 | 34.7 | 33.7 | 34.3 | 3.8 | 15.2 | 6.6 | 15.6 | 2.8 | 6.0 | **5.0** | 6.0 | **00** | 39 | 83 | SW 4 | SW 4 | SE 1 | $10^1$ | $3^0$ | 0 | — | $\triangle$ am |
| 19 | 36.6 | 36.1 | 37.5 | 6.6 | 15.8 | 9.0 | 16.4 | 3.7 | 6.0 | 5.7 | **5.0** | 83 | 42 | 58 | SW 3 | SW 4 | SW 2 | 0 | 0 | 0 | — | $\triangle$ am |
| 20 | 36.0 | 31.3 | 30.4 | 4.4 | 17.2 | 7.8 | 18.0 | **2.5** | 5.2 | 6.3 | 6.5 | 84 | 43 | 82 | S 3 | SW 5 | SE 2 | 0 | 0 | 0 | — | $\triangle$ am |
| 21 | **26.9** | 27.7 | 30.3 | 8.1 | 20.3 | 10.4 | **23.1** | 3.0 | 6.8 | 6.3 | 8.0 | 85 | 36 | 85 | SE 1 | SW 1 | SW 2 | $10^1$ | $1^1$ | 0 | — | $\triangle$ am |
| 22 | 30.1 | 31.7 | 33.0 | 8.1 | 16.0 | 10.6 | 18.4 | 5.9 | 7.7 | 8.5 | 8.6 | 96 | 63 | 91 | NE 2 | NE 2 | W 1 | $10^1$ | $8^1$ | $10^1$ | — | $\triangle$ am |
| 23 | 33.2 | 31.7 | 31.3 | 8.4 | 17.0 | 13.4 | 18.4 | 8.0 | 7.4 | 9.5 | 8.1 | 91 | 66 | 71 | SW 4 | W 2 | SW 4 | $10^2$ | $10^2$ | $8^1$ | 0.0 | ● gt 4a-4a30; $\triangle$ n |
| 24 | 28.6 | 29.1 | 30.4 | 10.8 | 20.2 | 12.1 | 20.5 | 10.4 | 8.0 | **10.4** | 8.9 | 83 | 58 | 85 | SW 4 | W 1 | SW 1 | $10^2$ | $8^1$ | $10^2$ | — | $\triangle$ n |
| 25 | 34.1 | 34.4 | 33.7 | 10.4 | 12.8 | 8.0 | 17.0 | 7.6 | 8.7 | 9.5 | 7.6 | 93 | 87 | 94 | SW 1 | N 2 | SE 1 | $10^2$ | $10^2$ | 0 | 1.9 | ● ch 4a-4a30, ●⁰ 7 |
| 26 | 34.7 | 33.8 | 33.6 | 9.4 | 17.6 | 11.2 | 18.7 | 3.7 | 8.1 | 9.7 | 8.2 | 92 | 65 | 83 | SW 2 | SW 2 | SW 1 | 0 | $1^0$ | 0 | 2.1 | $\triangle$ n |
| 27 | 33.6 | 32.1 | 33.2 | 10.3 | 22.4 | 13.4 | 23.0 | 7.4 | 7.9 | 9.0 | 8.5 | 85 | 45 | 74 | SW 2 | SW 1 | S 1 | 0 | $1^0$ | 0 | — | $\triangle$ n |
| 28 | 32.6 | 29.8 | 29.6 | 13.4 | 22.0 | 16.5 | 23.0 | 10.2 | 9.2 | 10.2 | 6.5 | 81 | 52 | 47 | SW 2 | SW 2 | SW 5 | 0 | $6^0$ | 0 | — | $\triangle$ n |
| 29 | 32.9 | 33.3 | 33.4 | 9.6 | 11.8 | 10.6 | 18.0 | 9.2 | 8.7 | 7.7 | 7.8 | 98 | 75 | 83 | C 0 | NW 4 | NE 2 | $10^2$ | $10^2$ | $10^2$ | 0.0 | ‖ 6a50 |
| 30 | 36.3 | 37.1 | **40.2** | 7.8 | 11.0 | 7.2 | 12.2 | 6.0 | 6.8 | 8.0 | 7.4 | 86 | 81 | 98 | NW 2 | NE 3 | S 1 | $10^2$ | $10^2$ | 0 | **9.0** | ● 0a20-6a, 8a-5p; ⌈ |
| Pro. Mit. | 32.9 | 32.2 | 32.9 | 8.3 | 16.3 | 9.9 | 18.0 | 5.9 | 7.3 | 7.9 | 7.5 | 89 | 58 | 82 | 2.4 | 2.6 | 1.6 | 6.2 | 5.1 | 2.9 | 13.0 | |

Barómetro reducido a 0°C y a gravedad normal.

Barometer reduciert auf 0°C und Norm

(1) amarillos 9p10. (2) 4p35, 8p30; ≤ amarillos n. (3) ● ch I; $\triangle^1$ III.

## TIAGO (H=520 m) — SEPTIEMBRE 1912 — φ = 33° 27′ S — λ = 70° 42′ W — $h_a$ = 11.1 m

| Temp. a la Temp. Temp. Freien | Velocidad del viento Windgeschwindigkeit | | | | | | | | Nubes (clase y dirección) Wolken (Art und Richtung) | | | Agua caída Niederschlag | | | Evaporación Verdunstung | | | |
|---|---|---|---|---|---|---|---|---|---|---|---|---|---|---|---|---|---|---|
| | m/minuto | | | km | | | | | | | | mm | | | mm | | | |
| x. Min. | 7a | 2p | 9p | 9p-7a | 7a-2p | 2p-9p | 7a-7a | k/1h | 7a | 2p | 9p | 7a | 2p | 9p | 7a | 2p | 9p | 7a-7a |
| 5 2.0 | 13 | 138 | 35 | 23.1 | 37.7 | 32.4 | 91.3 | 3.8 | ci, ci-cu SW | ci SW | | — | — | — | 0.1 | 1.2 | 1.1 | 2.6 |
| 3 2.2 | 30 | 198 | 68 | 17.3 | 44.6 | 47.7 | 87.4 | 3.6 | | | | — | — | — | 0.1 | 1.5 | 0.8 | 2.7 |
| 0 3.0 | 17 | 31 | 57 | 15.8 | 42.0 | 28.2 | 108.1 | 4.5 | ci hor | ci hor | ci hor | — | — | — | 0.1 | 1.4 | 0.7 | 2.4 |
| 0 2.9 | 34 | 117 | 0 | 23.3 | 43.1 | 38.6 | 93.5 | 3.9 | ci hor | ci-str | | — | — | — | 0.2 | 1.2 | 0.7 | 2.3 |
| 9 3.5 | 84 | 183 | 42 | 27.2 | 48.1 | 59.3 | 108.9 | 4.5 | ci-cu, ci | ci-cu, ci-str, ci W | | — | — | — | 0.9 | 1.5 | 1.5 | 2.8 |
| 1 3.5 | 35 | **207** | 14 | 20.0 | 53.5 | 62.0 | 127.4 | 5.3 | ci-cu, ci-str, ci SW | cu hor | cu, cu-ni, ci S | — | — | — | 0.1 | 0.9 | 0.4 | **3.1** |
| 5 5.5 | 42 | 201 | 97 | 28.5 | 56.7 | 60.1 | 144.0 | 6.0 | str-ni | cu, str | cu-ni, ni, str WNW | — | — | — | 0.2 | 0.5 | 0.5 | 1.5 |
| 7 6.8 | 108 | 156 | 92 | 58.5 | 66.8 | 39.5 | **175.3** | **7.3** | cu-ni, str SSW | cu-ni, str, ni SW | str, ni | — | — | — | 0.0 | 0.1 | 0.3 | 1.0 |
| 7 4.4 | 0 | 149 | 0 | 21.7 | 46.4 | 24.1 | 128.0 | 5.3 | cu, cu-ni, str, (1) | cu, str-cu | | — | — | — | 0.2 | 0.5 | 0.3 | 0.6 |
| 2 0.3 | 90 | 89 | 28 | 18.5 | 39.9 | 28.5 | 89.0 | 3.7 | cu, str, str-cu, a- (2) | cu, str-cu | | — | — | — | 0.1 | 0.9 | 0.3 | 0.9 |
| 8 -0.6 | 108 | 146 | 35 | 11.6 | 52.6 | 33.7 | 80.0 | 3.3 | [ci, ENE | ci, ci-str | | — | — | — | 0.2 | 1.2 | 0.5 | 1.4 |
| 8 2.5 | 108 | 158 | 0 | 13.5 | 49.5 | 27.9 | 99.8 | 4.2 | cu, cu-ni, str, a-cu, | cu, str, ci-str | ni, str, a-cu NW | — | — | — | 0.1 | 0.3 | 0.2 | 1.8 |
| 5 3.4 | 0 | 97 | 54 | 13.7 | 25.9 | 21.4 | 91.1 | 3.8 | cu, cu-ni, str-cu, (3) | str-cu, str, ci-str | cu, str-cu, a-cu, ci- | — | — | — | 0.0 | 0.7 | 0.3 | **0.5** |
| 4 6.0 | 85 | 146 | 32 | 13.8 | 48.3 | 44.8 | **61.1** | **2.5** | ci-cu, ci E | ci S [SW | [cu E | — | — | — | 0.1 | 0.6 | 0.6 | 1.1 |
| 9 6.1 | 28 | 119 | 68 | 14.1 | 47.6 | 72.7 | 107.2 | 4.5 | cu-ni, str-cu, a- (4) | str, str-cu, ci-cu W | str, str-cu | — | — | — | 0.2 | 0.5 | 0.4 | 1.4 |
| 5 3.1 | 108 | 106 | 0 | 28.2 | 58.1 | 37.7 | 148.5 | 6.2 | cu, cu-ni, str | cu, cu-ni, str-cu, ci- | cu-ni, ci-str, ci | — | — | — | 0.1 | 0.2 | 0.2 | 1.0 |
| 2 4.6 | 0 | 127 | 0 | 16.9 | 36.0 | 28.6 | 112.7 | 4.7 | str, ci-str | fr-cu, ci-str, ci [cu | cu, str S | — | — | — | 0.5 | 0.3 | 0.2 | 0.9 |
| 6 3.6 | 54 | 118 | 0 | 40.3 | 48.3 | 61.0 | 104.9 | 4.4 | ci-cu, ci-str, ci | ci-cu, ci-str, ci S | ci-cu | — | — | — | 0.1 | 0.6 | 1.1 | 0.6 |
| 0 0.9 | 56 | 173 | 0 | 13.7 | 49.9 | 52.3 | 123.0 | 5.1 | cu | cu | | — | — | — | 0.1 | 1.9 | 0.4 | 1.8 |
| 5 0.2 | 59 | 108 | 0 | 23.4 | 54.9 | 30.6 | 125.6 | 5.2 | | ci-cu, ci | ci-str, ci | — | — | — | 0.2 | 0.8 | 0.2 | 2.5 |
| 7 8.7 | 0 | 179 | 156 | 12.5 | 36.5 | 62.2 | 98.0 | 4.1 | ni, ci-str [WSW | ci | str, ci-str, ci S | — | — | — | 0.4 | 1.0 | 0.0 | 1.4 |
| 9 6.4 | 0 | 156 | 25 | 17.5 | 38.4 | 42.9 | 116.2 | 4.8 | str, str-cu, ci-cu, ci | ci-cu, ci-str, ci | cu-ni, str-cu, str S | — | — | — | 0.0 | 0.2 | 0.2 | 1.0 |
| 2 6.9 | 31 | 167 | 39 | 19.6 | 37.5 | 38.5 | 100.9 | 4.2 | cu, fr-cu, cu-ni, (5) | cu, fr-str, ci-cu, ci | a-cu, ci-str, ci E | — | — | — | 0.2 | 0.5 | 0.8 | 0.6 |
| 7 8.0 | 56 | 185 | 68 | 18.0 | 73.1 | 25.1 | 94.0 | 3.9 | str, str-cu, ci-str (6) | ci-cu, ci-str, ci SW | cu, cu-ni, ni, fr-ni | — | — | — | 0.1 | 1.0 | 0.5 | 1.4 |
| 9 2.0 | 17 | 162 | 30 | 4.1 | 55.2 | 39.9 | 102.3 | 4.3 | cu, cu-ni, str-cu, ci- | cu, cu-ni, str, ci-str | cu, cu-ni, str, ci- | 1.6 | — | — | 0.1 | 0.4 | 0.2 | 1.6 |
| 9 3.0 | 0 | 200 | 0 | 19.4 | 56.6 | 50.2 | 114.5 | 4.8 | [str, ci S | cu | [str, ci S | — | — | — | 0.1 | 0.5 | 0.6 | 0.7 |
| 0 3.9 | 25 | 97 | 0 | 8.0 | 50.6 | 49.4 | 114.8 | 4.8 | | cu | | — | — | — | 0.0 | 0.6 | 0.6 | 1.1 |
| 3 5.0 | 58 | 198 | 178 | 18.5 | 53.0 | 56.1 | 118.5 | 4.9 | ci-str, ci S | ci-str, ci [ni | str | — | — | — | 0.1 | 0.8 | 0.5 | 1.3 |
| 5 8.4 | 132 | 187 | 49 | 58.8 | 63.2 | 63.1 | 167.9 | 7.0 | str, fr-ni S | cu, str-cu, cu-ni, fr- | cu-ni, str, ni W | 0.2 | 0.1 | 0.0 | 0.0 | 0.2 | 0.2 | 1.3 |
| 6 4.3 | 132 | 138 | 0 | 48.3 | 62.1 | 51.2 | 174.6 | **7.3** | cu, cu-ni, str, str-cu | cu, fr-cu, cu-ni, ni | cu-ni, str-cu hor | 5.7 | 0.2 | — | 0.1 | 0.4 | 0.3 | **0.5** |
| 1 4.0 | 50 | 148 | 39 | 22.3 | 49.2 | 43.6 | 113.6 | 4.7 | | | | 7.5 | 0.3 | 0.0 | 4.7 | 22.4 | 14.9 | 43.8 |

## N FERNANDO (H=335 m) — SEPTIEMBRE 1912 — φ = 34° 35′ S — λ = 71° 04′ W — $h_a$ = —

| | | | | | | | | | | | | | | | | | | |
|---|---|---|---|---|---|---|---|---|---|---|---|---|---|---|---|---|---|---|
| | | | | | | | | | str S | | | — | — | — | | | | |
| | | | | | | | | | | | | — | — | — | | | | |
| | | | | | | | | | fr-str S | | | — | — | — | | | | |
| | | | | | | | | | ci-str | ci-str | | — | — | — | | | | |
| | | | | | | | | | ci-str W | ci-str N | | — | — | — | | | | |
| | | | | | | | | | str | str | str | — | — | — | | | | |
| | | | | | | | | | str | str-cu NW | str | — | — | — | | | | |
| | | | | | | | | | str | a-str | str | 0.0 | — | — | | | | |
| | | | | | | | | | a-str | cu | | 0.0 | — | — | | | | |
| | | | | | | | | | cu-ni W | cu NE | | — | — | — | | | | |
| | | | | | | | | | | | | — | — | — | | | | |
| | | | | | | | | | a-str | a-str | | — | — | — | | | | |
| | | | | | | | | | ci-cu W | ci N | | — | — | — | | | | |
| | | | | | | | | | ci-str SW | | str-cu | — | — | — | | | | |
| | | | | | | | | | a-cu SW | str-cu SW | str-cu | — | — | — | | | | |
| | | | | | | | | | str | str-cu S | str | — | — | — | | | | |
| | | | | | | | | | str NW | a-str N | | — | — | — | | | | |
| | | | | | | | | | a-str | ci-str | | — | — | — | | | | |
| | | | | | | | | | | | | — | — | — | | | | |
| | | | | | | | | | | | | — | — | — | | | | |
| | | | | | | | | | a-str | str-cu | | — | — | — | | | | |
| | | | | | | | | | a-str | a-cu NW | str | — | — | — | | | | |
| | | | | | | | | | a-str | ni | str | 0.0 | — | — | | | | |
| | | | | | | | | | a-str | str-cu NE | str | — | — | — | | | | |
| | | | | | | | | | ni NW | ni | | 1.9 | 1.3 | 0.8 | | | | |
| | | | | | | | | | | cu | | — | — | — | | | | |
| | | | | | | | | | | str-cu | | — | — | — | | | | |
| | | | | | | | | | | str-cu N | | — | — | — | | | | |
| | | | | | | | | | str | str-cu | str-cu | 0.0 | — | — | | | | |
| | | | | | | | | | ni N | ni NW | | 9.0 | 4.4 | 3.2 | | | | |
| | | | | | | | | | | | | 10.9 | 5.7 | 4.0 | | | | |

as observaciones se efectuaron según hora oficial de Chile (75° de long.)

Alle Beobachtungen nach chilenischer Einheitszeit (75° Länge).

cu SW. (2) cu SE. (3) str, ci-cu NW. (4) cu, ci-cu W. (5) str, a-cu, ci-str W. (6) SW.

**TALCA** (H = 100 m) **SEPTIEMBRE 1912** φ = 35° 25′ S λ = 71° 47′ W $C_g$ =

| Dia Tag | Barómetro Barometer 700 mm + | | | Temperatura del aire Lufttemperatur C° | | | | | Humedad absoluta Absolute Feuchtigkeit mm | | | Humedad relativa Relative Feuchtigkeit % | | | Dirección y fuerza del viento Richtung und Stärke des Windes 0—12 B | | | | | | Nebulosidad Bewölkung 0—10 | | | Agua caída Niederschlag mm | Notas Bemerkungen |
|---|---|---|---|---|---|---|---|---|---|---|---|---|---|---|---|---|---|---|---|---|---|---|---|---|---|
| | 7a | 2p | 9p | 7a | 2p | 9p | Max. | Min. | 7a | 2p | 9p | 7a | 2p | 9p | 7a | | 2p | | 9p | | 7a | 2p | 9p | 7a-7a | |
| 1 | 55.8 | 53.4 | 53.8 | 10.4 | 19.0 | 11.2 | 21.5 | 1.5 | 6.6 | 5.4 | 7.5 | 70 | 33 | 75 | C | 0 | C | 0 | C | 0 | 4" | 0 | 0 | — | ◺¹ |
| 2 | 55.2 | 53.6 | 54.9 | 8.0 | 18.1 | 12.3 | 23.6 | 2.8 | 7.1 | 8.9 | 6.5 | 89 | 57 | 61 | C | 0 | S | 2 | SW | 1 | 7¹ | 0 | 0 | — | ◺² |
| 3 | 56.6 | 52.3 | 52.8 | 7.0 | 20.4 | 11.2 | 22.0 | 4.2 | 6.3 | 9.5 | 8.6 | 84 | 53 | 86 | C | 0 | C | 0 | C | 0 | 0 | 0 | 0 | — | ◺¹ |
| 4 | 53.8 | 52.4 | 54.0 | 5.6 | 21.8 | 14.4 | 24.0 | 3.0 | 6.6 | 8.0 | 7.7 | 97 | 41 | 62 | C | 0 | C | 0 | S | 1 | 3⁰ | 7⁰ | 5 | — | ◺¹ |
| 5 | 57.3 | 55.1 | 56.6 | 10.0 | 19.0 | 12.3 | 19.4 | 5.2 | 6.4 | 8-2 | 7.3 | 70 | 50 | 68 | C | 0 | SW | 1 | SW | 1 | 3¹ | 3¹ | 0 | — | ◺² |
| 6 | 57.0 | 55.9 | 55.1 | 8.2 | 12.2 | 6.2 | 14.0 | 5.9 | 7.3 | 7.4 | 6.7 | 80 | 70 | 94 | S | 2 | C | 0 | C | 0 | 10¹ | 7¹ | 0 | — | |
| 7 | 53.4 | 51.6 | 51.9 | 3.0 | 18.2 | 11.2 | 19.5 | **1.0** | 5.7 | 7.1 | 8.1 | **00** | 46 | 82 | C | 0 | C | 0 | S | 1 | 10¹ | 0 | 0 | — | ≡¹ |
| 8 | 52.9 | 54.0 | 53.4 | 11.0 | 14.8 | 10.6 | 14.6 | 8.4 | 7.8 | 7.8 | 7.8 | 80 | 62 | 81 | N | 2 | S | 1 | C | 0 | 10¹ | 10¹ | 0 | — | |
| 9 | 55.2 | 55.2 | 52.9 | 7.6 | 15.6 | 10.5 | 16.6 | 5.0 | 7.4 | 8.2 | 6.9 | 95 | 62 | 72 | C | 0 | SSE | 1 | C | 0 | 6¹ | 9⁰ | 0 | — | ● ch en los alrede |
| 10 | 55.4 | 54.2 | 55.2 | 8.6 | 16.5 | 10.8 | 18.6 | 2.5 | 6.7 | 7.9 | 8.6 | 80 | 56 | 88 | C | 0 | N | 3 | C | 0 | 1⁰ | 5² | 0 | — | ◺¹ [la |
| 11 | 57.0 | 54.6 | 53.0 | 7.4 | 18.7 | 11.0 | 19.0 | 3.5 | 7.3 | 6.9 | 8.2 | 95 | 43 | 84 | C | 0 | C | 0 | C | 0 | 0 | 3¹ | 0 | — | ◺¹ |
| 12 | 54.2 | 54.5 | 55.1 | 5.8 | 15.9 | 12.2 | 16.0 | 3.5 | 6.3 | 9.4 | 8.9 | 92 | 70 | 84 | C | 0 | S | 1 | C | 0 | 9¹ | 10¹ | 0 | — | ● ch 5p50; ◺¹ |
| 13 | 56.0 | 55.4 | 55.6 | 8.6 | 20.4 | 14.9 | 22.0 | 5.5 | 7.5 | 9.0 | 9.0 | 90 | 50 | 71 | C | 0 | C | 0 | C | 0 | 5⁰ | 2¹ | 0 | 0.0 | |
| 14 | 56.0 | 54.4 | 54.5 | 9.4 | 20.6 | 14.4 | 21.6 | 2.5 | 8.4 | 9.2 | 9.4 | 95 | 51 | 77 | C | 0 | SW | 1 | C | 0 | 5¹ | 2⁰ | 0 | — | ◺¹ [ciud |
| 15 | 54.7 | 54.0 | 53.0 | 9.0 | 20.6 | 12.0 | 22.4 | 6.5 | 7.1 | **10.1** | 9.2 | 83 | 56 | 88 | C | 0 | S | 1 | C | 0 | 10¹ | 10¹ | 9¹ | — | ● ch en los alrededo |
| 16 | 55.0 | 55.3 | 57.8 | 9.2 | 14.1 | 9.4 | 15.3 | 8.5 | 7.0 | 7.6 | 6.0 | 81 | 64 | 68 | S | 1 | S | 1 | SW | 1 | 10¹ | 10² | 5² | — | ● gt 10a35 y 7p45 |
| 17 | 57.0 | 55.2 | 56.9 | 11.0 | 19.8 | 9.1 | 17.3 | **1.0** | 7.2 | 5.6 | 6.1 | 72 | 39 | 71 | SE | 2 | S | 1 | S | 1 | 7¹ | 6¹ | 0 | 0.0 | |
| 18 | 57.8 | 55.7 | 56.5 | 6.5 | 17.5 | 8.4 | 18.2 | 1.5 | 6.3 | 5.7 | 5.6 | 86 | 38 | 68 | S | 1 | S | 1 | C | 0 | 2⁰ | 0 | 0 | — | |
| 19 | 58.8 | 58.8 | 60.1 | 7.0 | 17.0 | 9.6 | 17.5 | **1.0** | 5.8 | 6.0 | 6.0 | 78 | 42 | 67 | C | 0 | S | 1 | C | 0 | 0 | 0 | 0 | — | ◺¹ |
| 20 | 59.1 | 54.3 | 52.5 | 5.6 | 19.8 | 14.8 | 21.7 | 2.8 | 5.3 | 5.4 | 6.6 | 78 | **81** | 52 | S | 1 | C | 0 | S | 1 | 0 | 0 | 1 | — | ◺¹ |
| 21 | 50.7 | 50.4 | 51.9 | 9.8 | 23.1 | 13.1 | 24.0 | 3.0 | 7.3 | 7.1 | 7.4 | 81 | 34 | 66 | NE | 2 | C | 0 | S | 1 | 9¹ | 2¹ | 10¹ | — | ◭ 3 |
| 22 | 53.0 | 53.5 | 54.9 | 11.0 | 16.6 | 12.5 | 17.5 | 6.0 | **4.4** | 8.7 | 8.3 | 88 | 61 | 76 | C | 0 | NW | 2 | N | 2 | 10¹ | 9¹ | 10¹ | — | |
| 23 | 55.9 | 55.4 | 54.0 | 9.4 | 17.6 | 15.2 | 18.3 | 7.5 | 7.5 | 8.6 | 7.5 | 85 | 58 | 58 | C | 0 | C | 0 | S | 2 | 10² | 10¹ | 10² | — | ● gt 7p; ◭ 3 |
| 24 | 51.3 | **50.1** | 51.9 | 11.0 | 18.6 | 13.9 | 21.5 | 9.5 | 7.6 | 9.9 | 8.8 | 77 | 62 | 74 | C | 0 | N | 6 | N | 2 | 2⁰ | 10¹ | 10¹ | 0.0 | ⊕ 2 |
| 25 | 56.1 | 55.7 | 56.3 | 12.0 | 16.0 | 11.7 | 18.0 | 11.0 | 9.3 | 8.7 | 8.9 | 89 | 64 | 87 | NW | 1 | N | 2 | S | 1 | 10² | 10² | 10¹ | 0.0 | ● 5a, 10a15, 3p; ◭ |
| 26 | 57.2 | 56.2 | 55.6 | 11.0 | 21.4 | 14.4 | 22.0 | 6.0 | 9.4 | 8.8 | 9.8 | 95 | 46 | 80 | C | 0 | S | 1 | C | 0 | 10² | 2¹ | 2¹ | 0.0 | ◺⁰ |
| 27 | 56.3 | 54.6 | 55.4 | 10.4 | 21.5 | 15.0 | 22.0 | 7.5 | 8.3 | 9.5 | 9.5 | 88 | 50 | 74 | C | 0 | S | 1 | C | 0 | 4⁰ | 7¹ | 2⁰ | — | |
| 28 | 55.0 | 51.5 | 50.8 | 12.2 | 23.8 | 11.3 | **24.5** | 8.2 | 9.2 | 9.1 | 9.1 | 87 | 42 | 91 | C | 0 | C | 0 | N | 6 | 5¹ | 5¹ | 0 | — | ◺⁰ |
| 29 | 53.8 | 54.8 | 55.1 | 11.0 | 13.7 | 11.3 | 16.0 | 9.0 | 7.8 | 8.3 | 8.4 | 80 | 71 | 84 | N | 3 | N | 3 | N | 3 | 10² | 10² | 10² | — | ● 7p15 n |
| 30 | 57.1 | 59.1 | **62.8** | 11.5 | 9.8 | 8.8 | 12.3 | 7.5 | 8.5 | 8.4 | 8.0 | 84 | 93 | 95 | N | 3 | C | 0 | C | 0 | 10² | 10² | 10² | **30.3** | ● a interv |
| Pro. Mit. | 55.5 | 54.4 | 54.8 | 8.9 | 18.0 | 11.8 | 19.3 | 5.0 | 7.2 | 8.0 | 7.9 | 85 | 53 | 76 | | 0.6 | | 1.0 | | 0.8 | 6.0 | 5.3 | 3.1 | 30.3 | |

**PUNTA CARRANZA** (H = 30 m) **SEPTIEMBRE 1912** φ = 35° 36′ S λ = 72° 38′ W $C_g$ = -

| | | | | | | | | | | | | | | | | | | | | | | | | | |
|---|---|---|---|---|---|---|---|---|---|---|---|---|---|---|---|---|---|---|---|---|---|---|---|---|---|
| 1 | 59.6 | 58.6 | 60.0 | 10.2 | 13.4 | 12.0 | 14.0 | 5.8 | 5.8 | 7.6 | 7.0 | 62 | 66 | 67 | SW | 2 | SW | 4 | SW | 2 | 3⁰ | 3⁰ | 0 | — | ◺¹ an |
| 2 | 59.2 | 60.3 | 60.8 | 11.0 | 10.0 | 9.0 | 12.0 | 6.4 | 8.6 | 8.0 | 8.3 | 87 | 87 | 97 | SW | 3 | SW | 1 | S | 1 | 3¹ | 0 | 0 | — | ◺² an |
| 3 | 60.2 | 59.5 | 58.3 | 10.0 | 13.0 | 11.0 | 15.0 | 6.0 | 5.7 | 8.6 | 8.6 | 62 | 77 | 87 | S | 1 | S | 1 | SW | 2 | 0 | 0 | 0 | — | ◺¹ an |
| 4 | 58.7 | 58.6 | 59.4 | 11.0 | 13.0 | 11.0 | 15.0 | 5.5 | 8.6 | 8.6 | 8.6 | 87 | 77 | 87 | SW | 2 | SW | 2 | SW | 5 | 4⁰ | 4¹ | 0 | — | ≡ 2a-5a15 |
| 5 | 61.4 | 60.4 | 61.5 | 9.0 | 12.0 | 9.2 | 13.0 | 6.0 | 7.4 | 8.2 | 7.5 | 87 | 79 | 87 | S | 4 | SW | 5 | SW | 6 | 0 | 2¹ | 0 | — | ◺¹ an |
| 6 | 62.6 | 60.3 | 59.7 | 9.0 | 11.0 | 9.0 | 12.5 | 7.0 | 7.4 | 8.6 | 7.4 | 87 | 87 | 87 | E | 1 | SW | 1 | ENE | 1 | 0 | 0 | 0 | — | ◺⁰ an |
| 7 | 57.9 | 57.6 | 56.3 | 9.0 | 11.0 | 11.2 | 12.5 | 6.5 | 5.2 | 8.6 | 8.7 | **61** | 87 | 88 | SE | 1 | NE | 2 | ENE | 2 | 0 | 0 | 0 | — | |
| 8 | 56.6 | 57.7 | 58.3 | 10.8 | 11.8 | 8.8 | 12.3 | 7.0 | 7.5 | 9.1 | 7.1 | 77 | 88 | 84 | NE | 1 | NE | 1 | ENE | 1 | 10⁰ | 8⁰ | 0 | — | ◺¹ an |
| 9 | 59.4 | 60.3 | 58.9 | 8.8 | 14.2 | 10.8 | 14.8 | 5.0 | 6.4 | 10.2 | 8.0 | 76 | 85 | 83 | NE | 1 | NW | 1 | S | 1 | 0 | 2¹ | 0 | — | ◺¹ an |
| 10 | 58.2 | 59.8 | 59.9 | 8.0 | 13.0 | 9.4 | 13.9 | 6.0 | 6.9 | 9.8 | 7.5 | 86 | 89 | 87 | SSE | 1 | NE | 2 | E | 1 | 2¹ | 6¹ | 0 | — | ◺¹ an |
| 11 | 60.4 | 60.0 | 59.6 | 7.0 | 16.0 | 10.2 | 16.2 | 5.2 | 6.4 | **10.7** | 8.3 | 85 | 79 | 90 | E | 1 | W | 1 | SSE | 1 | 0 | 2⁰ | 0 | — | ◺¹ an |
| 12 | 59.5 | 59.8 | 60.4 | 9.0 | 13.0 | 10.2 | 14.0 | 7.0 | 7.4 | 9.8 | 8.1 | 87 | 89 | 87 | S | 1 | W | 1 | SSW | 2 | 4¹ | 5⁰ | 0 | — | |
| 13 | 59.8 | 61.1 | 61.3 | 10.0 | 14.0 | 11.4 | 15.0 | 8.5 | 8.0 | 9.2 | 9.2 | 87 | 78 | 92 | SE | 2 | SW | 3 | SW | 4 | 0 | 0 | 0 | — | ≡² 5p50-10p |
| 14 | 62.3 | 60.8 | 61.1 | 11.0 | 13.2 | 11.4 | 14.3 | 6.5 | 8.6 | 8.7 | 8.6 | 87 | 77 | 86 | SW | 3 | SW | 3 | SW | 4 | 0 | 2⁰ | 2⁰ | — | ≡² 6a15-6a45 |
| 15 | 60.3 | 59.0 | 58.3 | 10.2 | 12.0 | 11.0 | 12.2 | 8.5 | 7.8 | 8.4 | 8.3 | 84 | 82 | 85 | SW | 4 | SW | 3 | SW | 4 | 10¹ | 5¹ | 4⁰ | — | ◺⁰ an |
| 16 | 58.3 | 60.4 | 62.6 | 10.0 | 12.8 | 9.8 | 12.9 | 7.9 | 8.0 | 7.2 | 6.3 | 87 | 66 | 69 | SSW | 4 | SW | 3 | SW | 3 | 10⁰ | 3⁰ | 0 | — | |
| 17 | 62.7 | 60.5 | 61.8 | 6.2 | 11.8 | 10.0 | 12.0 | **4.0** | **5.0** | 6.9 | 7.5 | 71 | 67 | 82 | SE | 1 | SW | 5 | SW | 4 | 0 | 2 | 0 | — | |
| 18 | 62.9 | 62.2 | 61.9 | 8.0 | 8.0 | 8.4 | 11.4 | 6.0 | 6.0 | 6.9 | 7.8 | 75 | 86 | 94 | SSE | 1 | SE | 1 | SSE | 1 | 0 | 0 | 0 | — | ◺¹ an |
| 19 | 61.9 | 62.4 | 62.6 | 9.8 | 9.0 | 9.0 | 11.0 | 7.0 | 8.1 | 7.8 | 8.6 | 89 | 92 | **00** | S | 1 | SSE | 1 | SE | 2 | 0 | 0 | 0 | — | ◺⁰ an |
| 20 | 63.6 | 63.0 | 62.9 | 9.0 | 8.8 | 9.6 | 11.4 | 7.0 | 7.4 | 7.8 | 8.0 | 87 | 92 | 89 | S | 2 | S | 1 | SE | 1 | 0 | 0 | 0 | — | ◺² an |
| 21 | **54.1** | 57.1 | 57.0 | 12.0 | 12.8 | 10.8 | 16.2 | 4.0 | 9.2 | 7.7 | 8.7 | 89 | 70 | 90 | NE | 1 | NNE | 2 | NE | 2 | 10¹ | 10⁰ | 10¹ | — | ◺¹ an |
| 22 | 56.5 | 58.2 | 57.8 | 11.0 | 13.0 | 12.8 | 13.4 | 7.2 | 8.6 | 9.8 | 10.2 | 87 | 89 | 94 | N | 2 | NNE | 2 | SE | 1 | 10¹ | 10⁰ | 10¹ | — | ◺¹ an |
| 23 | 60.2 | 60.2 | 59.0 | 9.0 | 13.0 | 12.4 | 15.0 | 7.5 | 7.4 | 9.6 | 9.2 | 87 | 87 | 87 | S | 2 | SW | 3 | SW | 4 | 10⁰ | 10⁰ | 10¹ | — | |
| 24 | 56.4 | 55.8 | 56.8 | 11.0 | 13.0 | 12.8 | 16.0 | 9.7 | 8.6 | 9.3 | 8.7 | 87 | 85 | 80 | SE | 3 | NNE | 5 | NNE | 3 | 4⁰ | 10¹ | 10¹ | — | ◺¹ an |
| 25 | 59.4 | 59.7 | 61.4 | 13.2 | 13.8 | 12.0 | 14.0 | 10.2 | 9.5 | 9.1 | 9.2 | 85 | 78 | 89 | NE | 4 | NNE | 4 | ENE | 1 | 10¹ | 6¹ | 8 | — | |
| 26 | 62.0 | 62.4 | 60.3 | 14.0 | 16.8 | 12.0 | **17.2** | 10.0 | 9.2 | 10.2 | 9.2 | 78 | 72 | 89 | NNE | 1 | SW | 2 | SW | 4 | 2⁰ | 0 | 0 | — | ◺² an |
| 27 | 61.1 | 60.2 | 60.3 | 12.0 | 13.8 | 12.0 | 15.0 | 8.5 | 10.2 | 9.4 | 9.2 | 98 | 80 | 89 | SSW | 2 | SW | 3 | SW | 2 | 4¹ | 5⁰ | 3 | — | ◺² an |
| 28 | 59.3 | 57.5 | 57.2 | 11.0 | 14.0 | 11.2 | 14.5 | 8.5 | 8.6 | 10.6 | 8.2 | 87 | 90 | 83 | SSW | 2 | SW | 1 | W | 1 | 10² | 10² | 10¹ | — | ≡² 1a-10a50 |
| 29 | 58.1 | 58.6 | 58.1 | 11.0 | 12.0 | 11.3 | 12.2 | 9.0 | 8.8 | 8.7 | 9.3 | 90 | 84 | 91 | NE | 5 | NNE | 6 | NE | 7 | 10¹ | 10¹ | 10² | — | ●⁰ ch 7a10-9p, ●¹ |
| 30 | 60.8 | 63.5 | **67.7** | 11.0 | 11.2 | 9.2 | 12.4 | 7.5 | 8.6 | 8.9 | 7.5 | 87 | 90 | 87 | NNE | 3 | NNE | 2 | NNE | 1 | 10² | 10¹ | 0 | 13.6 | ●¹ MN-9a, ●⁰ ch 10 |
| Pro. Mit. | 59.8 | 59.8 | 60.0 | 10.1 | 12.5 | 10.6 | 13.7 | 7.0 | 7.7 | 8.8 | 8.3 | 83 | 82 | 87 | | 2.0 | | 2.4 | | 2.5 | 4.2 | 4.2 | 2.6 | 13.6 | |

Barómetro reducido a 0°C y a gravedad normal.

Barometer reduciert auf 0°C und Normals

**…A** (H = 100 m) **SEPTIEMBRE 1912** φ = 35° 25′ S λ = 71° 47′ W $h_a$ = 2.9 m

| …p. a la …emp. …emp …freien C …r. Min. | Velocidad del viento Windgeschwindigkeit m/minuto 7a | 2p | 9p | km 9p-7a | 7a-2p | 2p-9p | 7a-7a | k/1h | Nubes (clase y dirección) Wolken (Art und Richtung) 7a | 2p | 9p | Agua caída Niederschlag mm 7a | 2p | 9p | Evaporación Verdunstung mm 7a | 2p | 9p | 7a-7a |
|---|---|---|---|---|---|---|---|---|---|---|---|---|---|---|---|---|---|---|
| 2 0.5 | 0 | 0 | 0 | 11.7 | 10.3 | 25.2 | 51.7 | 2.2 | ci-cu S | | | — | — | — | 0.2 | 0.6 | 1.8 | 1.9 |
| 0 1.6 | 0 | 121 | 32 | 29.1 | 42.9 | 35.4 | 64.6 | 2.7 | a-cu S | | | — | — | — | 0.7 | 0.4 | 1.0 | 3.1 |
| 0 2.5 | 0 | 24 | 0 | 14.8 | 34.6 | 11.1 | 93.1 | 3.9 | | | | — | — | — | 0.1 | 1.1 | 0.2 | 1.5 |
| 0 2.5 | 0 | 0 | 31 | 11.6 | 14.9 | 12.7 | 57.3 | 2.4 | a-cu S | ci-cu SW | ci-cu | — | — | — | 0.4 | 0.4 | 0.5 | 1.7 |
| 0 3.8 | 0 | 86 | 81 | 9.9 | 47.6 | 36.9 | 37.5 | 1.6 | ci-cu S | fr-cu SSW | | — | — | — | 0.5 | 1.0 | 0.8 | 1.4 |
| 9 4.5 | 127 | 20 | 0 | 61.0 | 37.3 | 29.3 | 145.5 | 6.1 | a-cu S | cu S | | — | — | — | 0.2 | 0.6 | 0.6 | 2.0 |
| 0 **0.0** | 0 | 20 | 30 | 14.2 | 16.6 | 60.6 | 80.8 | 3.4 | str | | | — | — | — | 0,0 | 0.4 | 1.0 | 1.2 |
| 8 7.2 | 170 | 29 | 0 | 31.3 | 42.5 | 15.6 | 108.5 | 4.5 | a-cu N | a-cu NW | | — | — | — | 0.4 | 0.5 | 0.2 | 1.8 |
| 0 4.0 | 0 | 46 | 27 | 10.0 | 30.5 | 33.4 | 68.1 | 2.8 | a-cu SW | ci-cu NW | | — | — | — | 0.4 | 0.6 | 1.0 | 1.1 |
| 5 2.9 | 6 | 101 | 0 | 15.6 | 38.4 | 37.3 | 79.5 | 3.3 | cu E | cu-ni NW | | — | — | — | 0.1 | 1.1 | 1.0 | 1.7 |
| 1 2.6 | 0 | 0 | 27 | 3.0 | 9.1 | 5.1 | 78.7 | 3.3 | | fr-cu NW | | — | — | — | 0.1 | 0.5 | 0.4 | 2.2 |
| 5 3.0 | 0 | 66 | 0 | 13.2 | 8.0 | 15.6 | **27.4** | **1.1** | ci-cu E | fr-cu NW | | — | — | 0.0 | 0.1 | 0.9 | 0.5 | **1.0** |
| 0 5.0 | 0 | 10 | 23 | 14.0 | 28.7 | 21.6 | 37.6 | 1.6 | ci NW | ci-cu NW | | — | — | — | 0.3 | 0.6 | 1.0 | 1.7 |
| 0 1.5 | 0 | 75 | 0 | 14.8 | 35.7 | 7.7 | 65.1 | 2.7 | ci-cu S | cu | | — | — | — | 0.4 | 1.0 | 0.6 | 2.0 |
| 0 6.0 | 0 | 45 | 0 | 29.8 | 6.4 | 15.5 | 73.2 | 3.0 | a-cu W | a-cu SSW | fr-cu S | — | — | — | 0.3 | 0.8 | 0·4 | 1.9 |
| 0 7.5 | 80 | 67 | 71 | 9.7 | 25.0 | 19.1 | 31.6 | 1.3 | ci-cu N | cu-ni NW | cu-ni | — | 0.0 | 0.0 | 0.2 | 0.5 | 0.2 | 1.4 |
| 6 **0.0** | 127 | 96 | 56 | 13.1 | 61.4 | 9.1 | 57.2 | 2.4 | a-str SW | ci-cu S | | — | — | — | 0.4 | 1.0 | 0.6 | 1.1 |
| 0 **0.0** | 67 | 31 | 0 | 9.7 | 37.7 | 58.1 | 80.2 | 3.3 | cu S | | | — | — | — | 0.3 | 0.9 | 0.9 | 1.9 |
| 0 0.5 | 0 | 62 | 27 | 23.8 | 30.6 | 29.5 | 119.6 | 5.0 | | | | — | — | — | 0.3 | 0.8 | 1.0 | 2.1 |
| 8 0.2 | 37 | 20 | 69 | 23.4 | 28.0 | 50.4 | 83.5 | 3.5 | | | ci SW | — | — | — | 0.4 | 0.8 | 1.5 | 2.2 |
| 2 2.5 | 120 | 21 | 41 | 18.2 | 39.8 | 48.6 | 96.6 | 4.0 | fr-cu S | ci-str | ci-cu S | — | — | — | 1.2 | 1.1 | 1.8 | 3.5 |
| 5 5.5 | 20 | 149 | 120 | 24.4 | 32.3 | 60.3 | 112.8 | 4.7 | fr-cu NW | fr-cu NW | fr-cu NW | — | — | — | 0.8 | 0.4 | 1.0 | **3.7** |
| 3 6.5 | 0 | 0 | 129 | 5.0 | 24.0 | 25.0 | 97.6 | 4.1 | cu-ni NW | fr-cu N | cu-ni N | — | — | 0.0 | 0.2 | 0.8 | 0.8 | 1.6 |
| 2 9.0 | 0 | **386** | 125 | 12.9 | 50.6 | 84.6 | 61.9 | 2.6 | cu | fr-cu NNW | fr-cu | — | — | — | 0.4 | 1.2 | 0.4 | 2.0 |
| 9 10.0 | 90 | 100 | 32 | 22.0 | 67.8 | 35.4 | **157.2** | **6.6** | cù-ni NW | cu-ni N | ci-cu N | 0.0 | 0.0 | 0.0 | 0.4 | 1.2 | 0.7 | 2.0 |
| 0 5.0 | 10 | 40 | 15 | 14.4 | 34.6 | 15.5 | 117.6 | 4.9 | cu-ni S | ci-cu S | fr-cu S | — | — | — | 0.3 | 0.8 | 0.8 | 2.2 |
| 0 6.3 | 0 | 37 | 0 | 10.5 | 28.2 | 24.3 | 60.6 | 2.5 | ci-cu NW | fr-cu SSE | ci S | — | — | — | 0.2 | 0.8 | 0.8 | 1.8 |
| 0 7.5 | 0 | 0 | 345 | 56.3 | 21.6 | 31.9 | 108.8 | 4.5 | a-str NW | a-cu N | | — | — | — | 0.2 | 1.0 | 1.1 | 1.8 |
| 0 8.0 | 170 | 201 | 117 | 5.7 | 56.1 | 53.7 | 59.2 | 2.5 | cu-ni N | cu-ni N | cu-ni | — | — | 0.3 | 0.9 | 0.4 | 1.0 | 3.0 |
| 4 6.5 | 170 | 0 | 0 | 36.7 | 64.0 | 21.2 | 146.5 | 6.1 | cu-ni N | cu-ni N | cu-ni | 30.0 | 10.6 | 3.1 | 0.2 | 0.5 | 0.0 | 1.6 |
| 8 4.0 | 39 | 65 | 46 | 19.0 | 33.5 | 31.0 | 82.0 | 3.4 | | | | 30.0 | 10.6 | 3.4 | 10.6 | 22.7 | 23.6 | 58.1 |

**NTA CARRANZA** (H = 30 m) **SEPTIEMBRE 1912** φ = 35° 36′ S λ = 72° 38′ W $h_a$ = 2 m

| | | | | | | | | | | | | | | | | | | |
|---|---|---|---|---|---|---|---|---|---|---|---|---|---|---|---|---|---|---|
| 330 | 450 | 210 | 87.0 | 146.0 | 204.0 | 278.0 | 11.6 | str, ci | ci-str | | — | — | — | | | | |
| 400 | 60 | 60 | 195.0 | 28.0 | 30.0 | 545.0 | 22.7 | ci-cu W | | | — | — | — | | | | |
| 60 | 60 | 200 | 131.0 | 22.0 | 121.0 | 189.0 | 7.9 | | | | — | — | — | | | | |
| 180 | 180 | 450 | 109.0 | 110.0 | 216.0 | 252.0 | 10.5 | a-cu | fr-str | | — | — | — | | | | |
| 400 | 600 | **650** | 256.0 | 187.0 | 495.0 | 582.0 | 24.2 | | ci-str | | — | — | — | | | | |
| 80 | 90 | 100 | 280.0 | 120.0 | 129.0 | 962.0 | 40.1 | | | | — | — | — | | | | |
| 100 | 100 | 180 | 41.0 | 110.0 | 77.0 | 290.0 | 12.1 | | | | — | — | — | | | | |
| 80 | 190 | 100 | 43.0 | 75.0 | 95.0 | 230.0 | 9.6 | cu-ni N | cu-ni N | | — | — | — | | | | |
| 100 | 90 | 100 | 411.0 | 183.0 | 61.0 | 581.0 | 24.2 | | ci-cu W | | — | — | — | | | | |
| 80 | 100 | 90 | 50.0 | 75.0 | 52.0 | 294.0 | 12.2 | cu N | cu NW | | — | — | — | | | | |
| 70 | 80 | 90 | 58.0 | 30.0 | 53.0 | 185.0 | 7.7 | | cu-ni SW | | — | — | — | | | | |
| 60 | 80 | 160 | 32.0 | 25.0 | 27.0 | **115.0** | **4.8** | cu W | str-cu | | — | — | — | | | | |
| 200 | 300 | 350 | 93.0 | 80.0 | 153.0 | 145.0 | 6.0 | | | | — | — | — | | | | |
| 300 | 360 | 460 | 167.0 | 110.0 | 230.0 | 400.0 | 16.7 | | str | ci | — | — | — | | | | |
| 450 | 380 | 460 | 291.0 | 224.0 | 198.0 | 631.0 | 26.3 | cu-ni S | ci-cu S | ci-cu S | — | — | — | | | | |
| 450 | 280 | 270 | 507.0 | 347.0 | 156.0 | 929.0 | 38.7 | cu-ni W | ci-cu | | — | — | — | | | | |
| 80 | 500 | 450 | 315.0 | 147.0 | 260.0 | 818.0 | 34.1 | | ci-str | | — | — | — | | | | |
| 150 | 100 | 90 | 122.0 | 125.0 | 60.0 | 529.0 | 22.0 | | | | — | — | — | | | | |
| 100 | 90 | 200 | 40.0 | 110.0 | 120.0 | 225.0 | 9.4 | | | | — | — | — | | | | |
| 250 | 100 | 90 | 150.0 | 140.0 | 60.0 | 380.0 | 15.8 | | | | — | — | — | | | | |
| 120 | 200 | 200 | 230.0 | 120.0 | 74.0 | 430.0 | 17.9 | cu-ni N | cu-ni N | str-cu | — | — | — | | | | |
| 220 | 200 | 80 | 116.0 | 110.0 | 60.0 | 310.0 | 12.9 | cu-ni N | cu-ni SW | cu-ni W | — | — | — | | | | |
| 180 | 300 | 450 | 100.0 | 70.0 | 172.0 | 270.0 | 11.3 | cu-ni W | cu-ni S | cu-ni W | — | — | — | | | | |
| 280 | 310 | 260 | 623.0 | 167.0 | 208.0 | 865.0 | 36.0 | cu E | cu-ni N | str-cu | — | — | — | | | | |
| 280 | 290 | 150 | 233.0 | 150.0 | 101.0 | 608.0 | 25.3 | cu-ni N | str-cu | str-cu N | — | — | — | | | | |
| 150 | 200 | 380 | 529.0 | 87.0 | 137.0 | 780.0 | 32.5 | str-cu N | | | — | — | — | | | | |
| 250 | 350 | 240 | 113.0 | 103.0 | 120.0 | 337.0 | 14.0 | ni N, str | ci NW | str | — | — | — | | | | |
| 250 | 130 | 120 | 202.0 | 76.0 | 52.0 | 425.0 | 17.7 | ni S | cu-ni W | cu ni W | — | — | — | | | | |
| 500 | 580 | **650** | 117.0 | 227.0 | 226.0 | 245.0 | 10.2 | cu-ni N | cu-ni N | cu-ni N | — | 0.8 | 0.6 | | | | |
| 350 | 120 | 110 | 597.0 | 178.0 | 25.0 | **1050.0** | **43.8** | cu-ni N | cu-ni N | | 12.2 | 12.5 | 0.2 | | | | |
| 217 | 228 | 247 | 207.9 | 122.7 | 132.4 | 462.7 | 19.3 | | | | 12.2 | 13.3 | 0.8 | | | | |

as observaciones se efectuaron según hora oficial de Chile (75° de long.)

Alle Beobachtungen nach chilenischer Einheitszeit (75° Länge).

**PUNTA TUMBES** (H = 90 m) **SEPTIEMBRE 1912** φ = 36° 36′ S λ = 73° 06′ W $C_g$ =

| Día / Tag | Barómetro Barometer 700 mm + | | | Temperatura del aire Lufttemperatur C° | | | | | Humedad absoluta Absolute Feuchtigkeit mm | | | Humedad relativa Relative Feuchtigkeit % | | | Dirección y fuerza del viento Richtung und Stärke des Windes 0—12 B | | | Nebulosidad Bewölkung 0—10 | | | Agua caída Niederschlag mm | Notas Bemerkungen |
|---|---|---|---|---|---|---|---|---|---|---|---|---|---|---|---|---|---|---|---|---|---|---|
| | 7a | 2p | 9p | 7a | 2p | 9p | Max. | Min. | 7a | 2p | 9p | 7a | 2p | 9p | 7a | 2p | 9p | 7a | 2p | 9p | 7a-7a | |
| 1 | 55.9 | 55.3 | 56.1 | 10.4 | 13.2 | 10.2 | 15.8 | 9.4 | 5.9 | 8.7 | 8.3 | 63 | 77 | 90 | S 3 | SW 3 | SW 4 | $2^0$ | $2^1$ | 0 | | |
| 2 | 56.0 | 55.0 | 56.0 | 8.2 | 13.0 | 10.5 | 13.0 | 5.0 | 7.4 | 8.6 | 7.7 | 92 | 77 | 81 | SSE 1 | SW 6 | SW 6 | $1^1$ | 0 | 0 | | |
| 3 | 56.8 | 54.2 | 53.9 | 9.4 | 13.0 | 12.2 | 14.5 | 8.2 | 5.8 | 8.0 | 8.1 | 66 | 72 | 76 | SSE 3 | SSW 4 | S 1 | $1^0$ | $6^0$ | 0 | | |
| 4 | 54.0 | 54.1 | 55.8 | 10.3 | 12.4 | 9.9 | 13.2 | 9.0 | 7.5 | 9.3 | 7.9 | 79 | 88 | 87 | S 3 | SW 4 | SW 4 | $4^0$ | $8^0$ | 0 | | |
| 5 | 57.8 | 57.4 | 58.8 | 10.3 | 12.8 | 9.9 | 13.2 | 8.5 | 8.7 | 9.2 | 7.9 | 94 | 85 | 87 | S 3 | W 4 | SW 4 | $1^0$ | 0 | 0 | | |
| 6 | 58.0 | 56.7 | 56.7 | 9.7 | 12.0 | 12.6 | 14.0 | 7.4 | 7.3 | 8.2 | 5.2 | 83 | 79 | 48 | S 3 | SW 4 | SSW 3 | $1^0$ | 0 | 0 | | |
| 7 | 53.8 | 50.9 | 52.8 | 12.2 | 16.0 | 12.4 | **21.0** | 7.2 | **4.8** | 9.4 | 6.5 | **45** | 69 | 61 | SSE 3 | SW 5 | NE 2 | 0 | 0 | 0 | | |
| 8 | 52.2 | 54.7 | 55.2 | 11.0 | 13.7 | 9.9 | **21.0** | 7.3 | 9.0 | 9.7 | 7.9 | 92 | 83 | 87 | N 3 | NE 2 | SW 1 | $6^2$ | $8^2$ | 0 | | |
| 9 | 55.2 | 57.2 | 54.8 | 10.4 | 14.6 | 11.9 | 16.0 | 6.2 | 8.7 | 10.1 | 7.3 | 93 | 82 | 71 | NE 3 | NW 1 | SW 2 | $6^2$ | $4^1$ | $2^2$ | | |
| 10 | 53.7 | 54.6 | 55.5 | 10.0 | 12.6 | 10.2 | 13.6 | 7.2 | 8.0 | 9.3 | 7.6 | 87 | 87 | 82 | SW 2 | WNW 3 | SE 2 | $5^1$ | $4^1$ | 0 | | |
| 11 | 55.8 | 55.2 | 55.0 | 11.7 | 13.6 | 10.4 | 14.2 | 4.8 | 8.1 | 8.7 | 8.4 | 79 | 75 | 91 | SSE 2 | SSE 3 | SSE 3 | 0 | $1^2$ | 0 | | [1] 0p30-MN |
| 12 | 54.1 | 55.0 | 55.8 | 10.4 | 11.0 | 10.3 | 12.2 | 9.0 | 9.4 | 9.3 | 8.7 | 00 | 95 | 94 | SSE 2 | N 2 | NE 3 | $10^1$ | $10^2$ | $8^1$ | | [2] MN-1a50 |
| 13 | 55.7 | 56.2 | 57.0 | 11.6 | 10.2 | 9.8 | 13.6 | 9.0 | 8.2 | 9.3 | 9.0 | 80 | 00 | 00 | SE 2 | SW 4 | SW 5 | $1^1$ | $10^1$ | $10^1$ | | |
| 14 | 57.7 | 56.9 | 56.8 | 10.8 | 12.9 | 10.0 | 13.4 | 8.0 | 8.7 | 9.1 | 8.7 | 90 | 83 | 95 | S 1 | W 3 | W 2 | $1^1$ | $8^1$ | $6^1$ | | |
| 15 | 56.4 | 55.0 | 54.7 | 9.4 | 12.9 | 9.6 | 13.2 | 8.9 | 7.5 | 8.5 | 7.4 | 87 | 77 | 84 | SW 3 | SW 3 | S 3 | $3^2$ | $2^2$ | 0 | | |
| 16 | 55.9 | 57.5 | 59.2 | 10.2 | 11.8 | 9.0 | 13.2 | **8.0** | 7.4 | 8.8 | 6.9 | 79 | 86 | 80 | SSW 1 | SW 5 | SW 4 | $10^0$ | 0 | 0 | | |
| 17 | 58.2 | 57.1 | 57.8 | 10.2 | 11.4 | 9.5 | 12.0 | 3.8 | 6.5 | 7.5 | 6.5 | 70 | 75 | 74 | S 1 | E 3 | SW 4 | $1^2$ | $1^2$ | 0 | | |
| 18 | 58.8 | 57.3 | 57.5 | 7.2 | 11.8 | 9.0 | 12.4 | 5.0 | 5.5 | 8.0 | 7.0 | 73 | 78 | 81 | S 1 | SW 4 | SW 6 | 0 | 0 | 0 | | |
| 19 | 60.6 | 61.0 | 62.3 | 9.6 | 11.2 | 8.5 | 11.9 | 6.0 | 6.7 | 7.2 | 6.6 | 75 | 73 | 79 | S 2 | S 3 | S 3 | $1^1$ | 0 | 0 | | |
| 20 | 60.7 | 55.8 | 54.8 | 8.0 | 14.3 | 10.2 | 16.0 | 5.2 | 7.6 | **11.7** | 9.3 | 94 | 97 | 00 | S 1 | SW 3 | S 1 | 0 | 0 | 0 | | |
| 21 | **48.1** | 49.4 | 52.7 | 13.0 | 13.6 | 10.3 | 14.9 | 10.0 | 10.6 | 11.3 | 9.3 | 96 | 98 | 00 | S 1 | SW 2 | N 2 | $10^1$ | $8^1$ | $10^1$ | | |
| 22 | 51.7 | 54.1 | 56.7 | 10.4 | 13.2 | 10.6 | 14.5 | 9.4 | 9.4 | 11.0 | 9.5 | 00 | 98 | 00 | N 1 | N 1 | W 1 | $9^2$ | $10^1$ | $8^0$ | | |
| 23 | 56.3 | 55.7 | 55.6 | 11.0 | 12.2 | 13.5 | 14.0 | 8.9 | 9.5 | 10.6 | 11.2 | 97 | 00 | 98 | SE 2 | SW 3 | SW 1 | $6^2$ | $10^0$ | $10^2$ | | |
| 24 | 51.5 | 50.9 | 52.9 | 12.0 | 12.0 | 11.7 | 12.9 | 8.6 | 10.2 | 10.2 | 9.6 | 98 | 98 | 95 | SSE 1 | N 4 | N 2 | $2^0$ | $10^2$ | $10^2$ | | |
| 25 | 54.8 | 56.1 | 57.3 | 11.9 | 12.4 | 11.8 | 16.6 | 8.4 | 9.5 | 10.0 | 10.1 | 93 | 94 | 98 | NE 3 | N 3 | N 3 | $10^2$ | $10^2$ | $10^2$ | | |
| 26 | 57.9 | 57.5 | 56.7 | 12.6 | 12.9 | 11.8 | 13.8 | 9.3 | 9.8 | 9.7 | 8.8 | 91 | 88 | 86 | SE 2 | SE 2 | SW 3 | $1^0$ | $1^0$ | 0 | | |
| 27 | 55.9 | 56.0 | 56.0 | 9.8 | 10.8 | 10.6 | 13.0 | 8.0 | 8.8 | 9.5 | 9.3 | 98 | 99 | 98 | SW 2 | SW 3 | SW 4 | $5^1$ | 0 | 0 | | |
| 28 | 54.5 | 52.2 | 51.5 | 10.2 | 10.0 | 10.4 | 12.0 | 7.6 | 8.8 | 9.0 | 8.3 | 95 | 99 | 89 | SW 2 | NW 1 | NW 4 | $8^2$ | $10^2$ | $10^2$ | | |
| 29 | 51.7 | 52.0 | 52.4 | 11.0 | 11.0 | 9.6 | 12.8 | 9.6 | 8.6 | 9.2 | 8.9 | 87 | 94 | 00 | NE 4 | NE 6 | N 8 | $8^1$ | $10^2$ | $10^2$ | | [1] ch I-III |
| 30 | 55.7 | 57.7 | **63.0** | 10.0 | 12.8 | 10.3 | 12.8 | 8.0 | 8.9 | 9.2 | 8.3 | 98 | 85 | 89 | NW 1 | W 4 | SW 3 | $8^2$ | $2^2$ | 0 | | |
| Pro. Mit. | 55.5 | 55.3 | 56.0 | 10.4 | 12.5 | 10.6 | 14.1 | 7.5 | 8.1 | 9.3 | 8.2 | 86 | 86 | 87 | 2.1 | 3.3 | 3.1 | 4.0 | 4.5 | 3.1 | | |

**CONCEPCION** (H = 15 m) **SEPTIEMBRE 1912** φ = 36° 50′ S λ = 73° 03′ W $C_g$ =

| | | | | | | | | | | | | | | | | | | | | | | |
|---|---|---|---|---|---|---|---|---|---|---|---|---|---|---|---|---|---|---|---|---|---|---|
| 1 | 63.2 | 61.8 | 62.9 | 4.4 | 19.8 | 8.4 | 23.2 | 2.8 | 5.5 | 7.6 | 6.8 | 88 | 45 | 82 | C 0 | W 2 | C 0 | 4 | 1 | 0 | — | an |
| 2 | 62.7 | 62.2 | 63.5 | 5.8 | 18.6 | 9.4 | 21.2 | 3.6 | 6.5 | 8.6 | 7.3 | 94 | 54 | 83 | C 0 | S 4 | C 0 | 2 | 0 | 0 | — | an |
| 3 | 63.2 | 60.2 | 60.7 | 7.2 | 19.2 | 10.6 | 22.7 | 4.5 | 6.0 | 7.6 | 8.6 | 79 | 46 | 90 | S 1 | S 2 | C 0 | 2 | 4 | 0 | — | an |
| 4 | 61.6 | 60.5 | 62.9 | 5.4 | 17.6 | 10.4 | 20.2 | 4.5 | 6.5 | 9.6 | 8.1 | 97 | 64 | 86 | C 0 | W 4 | S 2 | 5 | 4 | 0 | — | an |
| 5 | 65.2 | 63.7 | 65.4 | 7.0 | 17.6 | 9.4 | 19.5 | 5.8 | 6.9 | 8.2 | 8.0 | 92 | 54 | 90 | C 0 | S 2 | C 0 | 2 | 1 | 0 | — | an |
| 6 | 65.7 | 62.7 | 63.0 | 3.8 | 17.0 | 13.2 | 18.5 | 3.0 | 5.3 | 8 0 | 4.4 | 88 | 55 | 39 | C 0 | S 2 | S 6 | 0 | 0 | 0 | — | an |
| 7 | 61.8 | 58.4 | 59.1 | 13.4 | 21.8 | 10.6 | **26.8** | 10.0 | **8.7** | 6.8 | 8.7 | **82** | 35 | 91 | S 4 | S 2 | C 0 | 0 | 0 | 7 | — | an |
| 8 | 59.1 | 61.5 | 61.2 | 9.0 | 16.2 | 8.3 | 18.5 | 8.0 | 7.9 | 7.7 | 6.8 | 93 | 56 | 84 | C 0 | N 2 | C 0 | 9 | 6 | 1 | — | an |
| 9 | 63.1 | 62.6 | 60.8 | 8.6 | 16.6 | 12.0 | 18.2 | 5.0 | 8.1 | 8.2 | 6.3 | 97 | 58 | 62 | N 1 | N 2 | C 0 | 10 | 2 | 3 | — | an |
| 10 | 60.5 | 61.1 | 62.1 | 5.4 | 15.6 | 8.4 | 18.5 | 4.2 | 6.5 | 8.9 | 7.8 | 97 | 67 | 95 | C 0 | NW 2 | C 0 | 8 | 6 | 0 | — | 4p20-5p15 |
| 11 | 63.0 | 61.4 | 61.5 | 6.2 | 17.6 | 8.8 | 20.2 | 4.5 | 6.5 | 8.2 | 7.6 | 92 | 54 | 90 | C 0 | N 3 | C 0 | 0 | 1 | 0 | 0.0 | an |
| 12 | 60.8 | 61.7 | 62.3 | 8.4 | 12.0 | 9.2 | 15.2 | 6.2 | 7.8 | 9.5 | 8.1 | 95 | 91 | 93 | C 0 | N 3 | SW 1 | 1 | 10 | 4 | — | 2p10-9p |
| 13 | 63.3 | 62.7 | 63.0 | 8.0 | 16.4 | 11.2 | 18.5 | 6.5 | 7.4 | **10.7** | 9.3 | 92 | 77 | 93 | C 0 | W 1 | C 0 | 1 | 6 | 0 | 1.8 | an |
| 14 | 63.6 | 62.7 | 63.3 | 8.0 | 16.0 | 10.2 | 20.0 | 6.2 | 7.6 | 7.1 | 7.6 | 95 | 52 | 81 | C 0 | W 1 | C 0 | 2 | 4 | 4 | — | an |
| 15 | 63.2 | 60.4 | 60.4 | 9.0 | 17.2 | 8.6 | 18.5 | 7.5 | 7.7 | 8.4 | 6.9 | 90 | 57 | 83 | C 0 | S 2 | C 0 | 2 | 1 | 0 | — | an |
| 16 | 61.5 | 61.8 | 59.4 | 8.4 | 15.2 | *8.6* | 17.2 | 5.8 | 7.4 | 5.9 | *5.3* | 90 | 46 | *64* | C 0 | S 4 | C 0 | 10 | 4 | 0 | — | an |
| 17 | 65.2 | 62.9 | 63.9 | 4.4 | 15.0 | *7.5* | 18.5 | 2.4 | 5.5 | 6.7 | *5.9* | 88 | 52 | *76* | C 0 | S 4 | C 0 | 1 | 10 | 5 | — | an |
| 18 | 65.5 | 63.0 | 63.7 | 5.0 | 15.8 | 7.4 | 17.5 | 1.6 | 5.8 | 6.3 | 7.4 | 88 | 47 | 82 | C 0 | S 1 | C 0 | 0 | 0 | 0 | — | an |
| 19 | 66.8 | 66.6 | **67.7** | 5.2 | 14.4 | 6.6 | 16.5 | **1.2** | 6.1 | 6.1 | 6.1 | 91 | 50 | 84 | C 0 | S 6 | S 1 | 0 | 0 | 0 | — | an |
| 20 | 66.7 | 60.4 | 60.0 | 9.4 | 19.4 | 8.6 | 23.8 | 6.2 | 5.3 | 6.2 | 6.1 | 60 | 37 | 73 | C 0 | S 4 | S 1 | 0 | 0 | 0 | — | an |
| 21 | **55.2** | 55.3 | 55.8 | 9.6 | 18.6 | 11.0 | 21.0 | 6.2 | 5.6 | 7.7 | 9.1 | 63 | 48 | 93 | C 0 | NW 3 | NW 1 | 10 | 2 | 0 | — | an |
| 22 | 58.8 | 60.2 | 61.5 | 11.1 | 15.0 | 10.4 | 17.0 | 9.2 | 8.6 | 8.5 | 7.9 | 87 | 67 | 84 | C 0 | N 5 | N 1 | 10 | 1 | 0 | — | an |
| 23 | 63.1 | 61.7 | 61.7 | 9.2 | 18.0 | 12.4 | 20.5 | 7.2 | 7.8 | 10.5 | 10.3 | 90 | 68 | 96 | C 0 | S 2 | C 0 | 4 | 10 | 4 | — | an |
| 24 | 59.1 | 55.6 | 59.3 | 11.8 | 21.8 | 12.5 | 25.5 | 9.0 | 7.6 | 9.9 | 10.0 | 74 | 51 | 92 | C 0 | N 4 | N 1 | 6 | 7 | 10 | — | an |
| 25 | 61.8 | 62.8 | 64.0 | 13.0 | 16.2 | 13.7 | 18.5 | 11.5 | 9.5 | 10.1 | 10.4 | 95 | 73 | 88 | N 1 | N 4 | C 0 | 10 | 8 | 10 | — | an |
| 26 | 64.6 | 63.7 | 63.9 | 12.0 | 19.0 | 11.7 | 21.5 | 9.6 | 9.4 | 9.4 | 9.0 | 90 | 58 | 88 | S 1 | S 2 | C 0 | 1 | 0 | 0 | — | an |
| 27 | 63.1 | 62.4 | 62.7 | 9.0 | 17.6 | 12.0 | 19.5 | 6.0 | 7.9 | 10.1 | 9.8 | 93 | 68 | 93 | C 0 | W 2 | NW 1 | 10 | 4 | 10 | — | an |
| 28 | 61.2 | 60.2 | 60.3 | 9.8 | 14.6 | 11.0 | 18.8 | 7.5 | 8.8 | 10.4 | 7.9 | **98** | 84 | 81 | C 0 | W 3 | NW 2 | 10 | 10 | 10 | — | a |
| 29 | 59.9 | 59.6 | 59.8 | 11.6 | 12.0 | 10.8 | 15.0 | 9.5 | 8.8 | 9.8 | 9.1 | 86 | 93 | 91 | N 2 | N 6 | C 0 | 10 | 10 | 10 | — | 8a20-2p, 2p-4p2[4p |
| 30 | 63.6 | 65.1 | 64.9 | 9.8 | 14.8 | 8.8 | 17.2 | 5.0 | 8.6 | 8.4 | 7.6 | 95 | 67 | 90 | NW 1 | W 3 | C 0 | 4 | 6 | 5 | **52.1** | |
| Pro. Mit. | 62.5 | 61.5 | 62.0 | 8.3 | 16.9 | 10.0 | 19.6 | 6.0 | 7.1 | 8.4 | 7.8 | 87 | 59 | 84 | 0.4 | 2.9 | 0.6 | 4.5 | 3.9 | 2.8 | 53.9 | |

Barómetro reducido a 0°C y a gravedad normal.

Barometer reduciert auf 0°C und Normals

**TA TUMBES** (H = 90 m) **SEPTIEMBRE 1912** φ = 36° 36′ S λ = 73° 06′ W $h_a$ = —

| p. a la Temp. Temp. Freien. C° | Velocidad del viento Windgeschwindigkeit | | | | | | | | Nubes (clase y dirección) Wolken (Art und Richtung) | | | Agua caída Niederschlag | | | Evaporación Verdunstung | | | |
|---|---|---|---|---|---|---|---|---|---|---|---|---|---|---|---|---|---|---|
| | m/minuto | | | km | | | | | | | | mm | | | mm | | | |
| Hr. Min. | 7a | 2p | 9p | 9p-7a | 7a-2p | 2p-9p | 7a-7a | k/1h | 7a | 2p | 9p | 7a | 2p | 9p | 7a | 2p | 9p | 7a-7a |
| | | | | | | | | | ci | ci | | | | | | | | |
| | | | | | | | | | cu | | | | | | | | | |
| | | | | | | | | | ci | ci | | | | | | | | |
| | | | | | | | | | ci | ci | | | | | | | | |
| | | | | | | | | | fr-str | | | | | | | | | |
| | | | | | | | | | str-cu | | | | | | | | | |
| | | | | | | | | | | | str | | | | | | | |
| | | | | | | | | | str-cu | str-cu | | | | | | | | |
| | | | | | | | | | str | ci-cu | ci | | | | | | | |
| | | | | | | | | | a-cu NE | fr-cu | | | | | | | | |
| | | | | | | | | | | cu | | | | | | | | |
| | | | | | | | | | str SW | ni N | a-str | | | | | | | |
| | | | | | | | | | str | str | str SW | | | | | | | |
| | | | | | | | | | ci-str | ci-str | ci-str | | | | | | | |
| | | | | | | | | | a-cu W | ci-cu | | | | | | | | |
| | | | | | | | | | cicu | | | | | | | | | |
| | | | | | | | | | cu | cu | | | | | | | | |
| | | | | | | | | | fr-str | | | | | | | | | |
| | | | | | | | | | a-str | ci-cu | | | | | | | | |
| | | | | | | | | | str-cu | str-cu N | a-str | | | | | | | |
| | | | | | | | | | str-cu, ci | str-cu | ci W | | | | | | | |
| | | | | | | | | | ci W | str | cu W | | | | | | | |
| | | | | | | | | | str-cu | a-str N | str | | | | | | | |
| | | | | | | | | | fr-str | ci-cu | a-str N | | | | | | | |
| | | | | | | | | | ci-str | | | | | | | | | |
| | | | | | | | | | str | str | | | | | | | | |
| | | | | | | | | | ni | ni N | a-str | | | | | | | |
| | | | | | | | | | ni | cu | ni N | | | | | | | |
| 0 | 120 | 0 | 11.5 | 36.0 | 19.6 | 155.1 | 6.5 | ci-str | a-str | | | — | — | — | 0.2 | 2.5 | 1.3 | 6.1 |
| 20 | 250 | 0 | 25.0 | 45.0 | 32.8 | 80.6 | 3.4 | a-str | | | | — | — | — | 0.1 | 2.0 | 1.5 | 3.9 |
| 90 | 170 | 0 | 10.0 | 47.6 | 19.8 | 87.8 | 3.7 | ci-str | ci-str | | | — | — | — | 0.1 | 2.4 | 1.2 | 3.6 |
| 0 | 250 | 170 | 6.8 | 60.4 | 67.7 | 74.2 | 3.1 | a-str | a-str | | | — | — | — | 0.1 | 1.7 | 1.2 | 3.7 |
| 0 | 100 | 0 | 10.2 | 82.2 | 29.4 | 138.3 | 5.8 | ci-str | ci-str | | | — | — | — | 0.2 | 2.0 | 1.1 | 3.1 |
| 0 | 170 | **400** | 4.5 | 119.2 | 79.5 | 116.1 | 4.8 | | | | | — | — | — | 0.1 | 1.9 | 3.4 | 3.2 |
| 250 | 120 | 0 | 37.1 | 66.2 | 20.0 | **235.8** | **9.8** | | | str | | — | — | — | 1.1 | 4.1 | 1.6 | 6.4 |
| 0 | 170 | 0 | 11.8 | 25.1 | 31.1 | 98.0 | 4.1 | str | str | str | | — | — | — | 0.1 | 1.4 | 0.8 | 5.8 |
| 30 | 110 | 20 | 7.2 | 53.8 | 32.6 | 63.4 | 2.6 | a-str | str | str | | — | — | — | 0.1 | 1.3 | 0.6 | 2.3 |
| 0 | 100 | 0 | 11.8 | 22.8 | 26.9 | 98.2 | 4.1 | str | ci-cu | | | — | — | 0.0 | 0.0 | 2.0 | 0.4 | 1.9 |
| 0 | 175 | 0 | 8.5 | 37.9 | 33.0 | 58.2 | 2.4 | | str | | | — | — | — | 0.1 | 1.4 | 1.1 | 2.5 |
| 0 | 200 | 70 | 9.6 | 36.0 | 55.3 | 80.5 | 3.4 | str | ni | a-str | | — | — | 1.8 | 0.1 | 0.3 | 0.0 | 2.6 |
| 0 | 90 | 0 | 9.4 | 12.6 | 18.4 | 100.7 | 4.2 | ci-str | ci-str | | | — | — | — | 0.1 | 1.5 | 1.4 | **0.4** |
| 0 | 55 | 0 | 11.5 | 20.2 | 17.8 | **42.5** | **1.8** | a-str | a-str | a-str | | — | — | — | 0 2 | 4.3 | 1.1 | 3.1 |
| 0 | 150 | 0 | 6.2 | 26.0 | 19.6 | 44.2 | **1.8** | ci-str | ci-str | | | — | — | — | 0.1 | 2.1 | 1.4 | 5.5 |
| 0 | 250 | 0 | 6.3 | 74.1 | 30.0 | 51.9 | 2.2 | fr-cu | str | | | — | — | — | 0.2 | 2.1 | 1.3 | 3.7 |
| 0 | 270 | 0 | 14.6 | 42.4 | 29.1 | 118.7 | 4.9 | str | str | str | | — | — | — | 0.1 | 2.1 | 1.3 | 3.5 |
| 0 | 70 | 0 | 11.0 | 21.9 | 17.4 | 82.5 | 3.4 | | | | | — | — | — | 0.2 | 2.9 | 1.7 | 3.6 |
| 0 | **400** | 70 | 9.8 | 78.3 | 102.4 | 49.1 | 2.0 | | | | | — | — | — | 0.1 | 2.1 | 2.8 | 4.7 |
| 0 | 250 | 30 | 26.6 | 39.0 | 29.2 | 207.3 | 8.6 | | | | | — | — | — | 0.2 | 3.8 | 3.6 | 5.1 |
| 0 | 200 | 75 | 22.7 | 23.6 | 40.9 | 90.9 | 3.8 | a-str | a-str | | | — | — | — | 0.2 | 2.4 | 0.8 | **7.6** |
| 20 | 300 | 70 | 11.3 | 38.2 | 61.6 | 75.8 | 3.2 | ci-cu | ci-cu | | | — | — | — | 0.1 | 1.6 | 1.0 | 3.3 |
| 0 | 150 | 0 | 6.1 | 48.8 | 32.8 | 105.9 | 4.4 | ci-str | ci-str | a-str | | — | — | — | 0.1 | 1.9 | 0.8 | 2.7 |
| 20 | 270 | 30 | 8.4 | 39.1 | 37.3 | 90.0 | 3.8 | str-cu | str | str | | — | — | — | 0.1 | 3.2 | 1.1 | 2.8 |
| 55 | 270 | 0 | 17.0 | 34.3 | 31.3 | 93.4 | 3.9 | a-str | ci-cu | str | | — | — | — | 0.1 | 1.1 | 0.9 | 4.4 |
| 30 | 100 | 0 | 45.0 | 24.4 | 14.5 | 110.6 | 4.6 | a-str | | | | — | — | — | 0.1 | 3.8 | 1.1 | 2.1 |
| 0 | 170 | 90 | 8.2 | 45.4 | 45.9 | 47.1 | 2.0 | str | str | ci-cu | | — | — | — | 0.2 | 1.1 | 1.0 | 5.1 |
| 0 | 200 | 150 | 11.4 | 40.6 | 39.6 | 102.7 | 4.3 | str | a-str | a-str | | — | — | — | 0.1 | 1.4 | 1.5 | 2.2 |
| 120 | 350 | 0 | 21.1 | 89 2 | 93.7 | 101.3 | 4.2 | ni | ni | ni | | — | 0.8 | 28.0 | 0 1 | 0.1 | 0.6 | 3.0 |
| 35 | 200 | 20 | 18.8 | 40.5 | 47.2 | 201.7 | 8.4 | cu | fr-cu | str | | 23.3 | — | — | 0.1 | 0.9 | 0.8 | 0.8 |
| 22 | 189 | 40 | 14.0 | 45.7 | 38.5 | 100.0 | 4.2 | | | | | 23.3 | 0.8 | 29.8 | 4.7 | 61.4 | 38.4 | 107.2 |

**CEPCION** (H = 15 m) **SEPTIEMBRE 1912** φ = 36° 50′ S λ = 73° 03′ W $h_a$ = 15 m

observaciones se efectuaron según hora oficial de Chile (75° de long.)

Alle Beobachtungen nach chilenischer Einheitszeit (75° Länge).

**CONTULMO** (H = 50 m) **SEPTIEMBRE 1912** φ = 38° 02′ S λ = 73° 12′ W $C_g$ = –

| Día / Tag | Barómetro / Barometer 700 mm + | | | Temperatura del aire / Lufttemperatur C° | | | | | Humedad absoluta / Absolute Feuchtigkeit mm | | | Humedad relativa / Relative Feuchtigkeit % | | | Dirección y fuerza del viento / Richtung und Stärke des Windes 0—12 B | | | Nebulosidad / Bewölkung 0—10 | | | Agua caída / Niederschlag mm | Notas / Bemerkungen |
|---|---|---|---|---|---|---|---|---|---|---|---|---|---|---|---|---|---|---|---|---|---|---|
| | 7a | 2p | 9p | 7a | 2p | 9p | Max. | Min. | 7a | 2p | 9p | 7a | 2p | 9p | 7a | 2p | 9p | 7a | 2p | 9p | 7a-7a | |
| 1 | 62.5 | 61.4 | 62.8 | 2.1 | 19.2 | 6.7 | | | 4.6 | 8.1 | 6.9 | 85 | 49 | 94 | S 2 | S 4 | S 3 | 2 | 1 | 0 | — | ⌐ am |
| 2 | 63.0 | 61.9 | 63.1 | 8.5 | 19.1 | 7.4 | | | 5.6 | 8.7 | 5.9 | 67 | 53 | 77 | SE 4 | SE 4 | S 4 | 1 | 0 | 0 | — | |
| 3 | 62.2 | 59.6 | 60.0 | 10.3 | 23.1 | 7.2 | | | 4.5 | 6.0 | 7.0 | 48 | 29 | 93 | S 6 | S 4 | S 4 | 2 | 3 | 0 | — | ◺ am |
| 4 | 60.4 | 59.5 | 61.6 | 4.9 | 17.4 | 6.9 | | | 6.0 | 8.5 | 6.8 | 94 | 57 | 91 | SE 2 | SW 4 | SW 2 | 8 | 4 | 10 | — | ◺ am; ⊕ 11a15 |
| 5 | 63.6 | 63.1 | 64.8 | 8.2 | 16.1 | 9.2 | | | 7.4 | 7.8 | 6.5 | 92 | 58 | 75 | S 3 | S 5 | S 4 | 8 | 4 | 0 | — | ◺ am |
| 6 | 64.6 | 63.4 | 63.9 | 4.9 | 16.4 | 11.6 | | | 5.7 | 7.3 | 4.3 | 89 | 52 | 42 | SE 3 | SE 4 | SE 6 | 1 | 0 | 0 | — | ◺ am |
| 7 | 63.2 | 59.3 | 58.7 | 8.7 | 22.9 | 15.2 | | | **8.1** | 5.0 | 3.8 | 36 | **24** | 30 | SE 7 | SE 4 | SE 6 | 0 | 0 | 0 | — | ↙ SE an |
| 8 | 57.5 | 59.2 | 60.4 | 13.4 | 19.7 | 7.1 | | | 3.2 | 9.0 | 7.2 | 28 | 53 | 96 | S 5 | S 5 | S 3 | 1 | 0 | 0 | — | |
| 9 | 59.9 | 60.8 | 60.3 | 5.0 | 14.4 | 7.3 | | | 5.9 | 9.2 | 6.1 | 90 | 81 | 80 | S 2 | SW 3 | SW 3 | 0 | 10 | 0 | — | ⌐ am |
| 10 | 59.3 | 59.9 | 61.2 | 7.1 | 16.4 | 8.1 | | | 7.2 | 9.1 | 7.4 | 96 | 66 | 92 | S 2 | W 3 | W 3 | 10 | 6 | 6 | — | ◺ am |
| 11 | 60.3 | 60.2 | 60.2 | 6.2 | 20.4 | 6.2 | | | 6.5 | 8.5 | 6.5 | 91 | 48 | 93 | S 3 | NW 3 | NW 3 | 1 | 1 | 0 | — | ◺ am |
| 12 | 59.4 | 60.0 | 61.4 | 7.5 | 13.1 | 11.0 | | | 6.7 | 8.8 | 8.8 | 88 | 78 | 90 | NW 3 | NW 4 | NW 3 | 10 | 10 | 10 | — | ● 11a-1p; ◺ am |
| 13 | 61.5 | 61.5 | 63.6 | 9.2 | 17.9 | 8.0 | | | 8.1 | 9.8 | 7.7 | 93 | 64 | 96 | NW 3 | NW 4 | W 3 | 9 | 9 | 0 | 0.6 | ◺ am |
| 14 | 63.3 | 62.1 | 63.4 | 8.1 | 17.3 | 8.8 | | | 7.2 | 7.9 | 7.5 | 89 | 54 | 89 | W 4 | W 4 | W 3 | 1 | 4 | 10 | — | ◺ am |
| 15 | 63.1 | 60.7 | 60.9 | 5.9 | 17.8 | 5.0 | | | 6.3 | 8.5 | 6.2 | 91 | 57 | 95 | W 4 | W 4 | W 4 | 3 | 3 | 0 | — | ◺ am |
| 16 | 60.0 | 60.9 | 63.5 | 7.4 | 12.9 | 7.5 | | | 6.9 | 5.9 | 6.6 | 90 | 53 | 86 | W 3 | SW 4 | SW 3 | 8 | 3 | 6 | — | ◺ am; ☋ 7p15 |
| 17 | 63.6 | 62.5 | 64.3 | 5.1 | 12.2 | 3.7 | | | 5.9 | 5.4 | 5.5 | 90 | 49 | 95 | SW 4 | SW 4 | S 3 | 8 | 6 | 0 | — | ◺ am |
| 18 | 64.5 | 62.5 | 63.9 | 4.6 | 17.6 | 3.9 | | | 5.0 | 6.9 | 5.7 | 79 | 46 | 95 | S 3 | S 4 | S 3 | 0 | 0 | 0 | — | ⌐ am |
| 19 | 65.6 | 66.0 | **67.9** | 5.2 | 12.2 | 2.6 | | | 5.7 | 6.1 | 5.1 | 86 | 57 | 93 | S 3 | S 5 | S 3 | 2 | 8 | 0 | — | ⌐ am |
| 20 | 67.0 | 61.9 | 60.8 | 7.0 | 19.9 | 11.8 | | | 5.5 | 6.3 | 5.2 | 74 | 37 | 56 | S 3 | S 4 | S 6 | 0 | 0 | 0 | — | ⌐ am |
| 21 | 54.5 | **54.0** | 57.3 | 6.8 | 20.8 | 8.1 | | | 5.8 | 8.3 | 7.4 | 78 | 46 | 92 | NW 3 | NW 4 | NW 3 | 9 | 6 | 8 | — | ☋ 6p50 |
| 22 | 57.1 | 57.0 | 60.2 | 5.8 | 18.7 | 11.4 | | | 6.1 | 7.0 | 7.4 | 88 | 44 | 73 | NW 3 | NW 4 | NW 3 | 5 | 2 | 10 | — | ◺ am; ☋ 7p20 |
| 23 | 62.3 | 61.2 | 61.5 | 11.6 | 21.8 | 10.3 | | | 8.0 | **10.6** | 7.8 | 79 | 55 | 83 | NW 4 | NW 3 | NW 4 | 9 | 8 | 4 | 0.5 | ● 5a-7a; ⊕1p20, ◻ |
| 24 | 58.6 | 55.6 | 57.9 | 13.0 | 21.7 | 11.2 | | | 6.0 | 8.3 | 8.8 | 54 | 43 | 89 | S 5 | S 3 | S 3 | 6 | 8 | 10 | — | ◠ 6p15 |
| 25 | 60 5 | 60.8 | 62.9 | 10.8 | 15.6 | 11.5 | | | 8.4 | 9.8 | 9.5 | 89 | 75 | 95 | N 3 | NW 3 | NW 3 | 10 | 10 | 10 | 1.4 | ● 2a-8a |
| 26 | 63.5 | 62.6 | 63.3 | 11.0 | 19.5 | 9.6 | | | 8.9 | 9.8 | 8.4 | 91 | 58 | 95 | NW 3 | SE 4 | SE 3 | 10 | 2 | 6 | 0.7 | ☋ 7p40 |
| 27 | 62.3 | 60.6 | 62.2 | 10.5 | 19.4 | 11.4 | | | 7.7 | 10.3 | 9.1 | 81 | 61 | 91 | SW 4 | W 4 | W 3 | 4 | 2 | 10 | — | ◺ am |
| 28 | 60.7 | 57.4 | 56.8 | 8.4 | 19.9 | 10.8 | | | 7.9 | 10.4 | 8.4 | 96 | 60 | 89 | W 2 | NW 5 | NW 3 | 10 | 4 | 10 | — | ≡ 1 |
| 29 | 55.9 | 55.7 | 56.3 | 10.5 | 12.3 | 11.3 | | | 8.3 | 8.3 | 8.6 | 88 | 78 | 87 | NW 4 | NW 6 | NW 5 | 10 | 10 | 10 | — | ● 8a-MN; ☾ (varios |
| 30 | 60.3 | 62.9 | 67.0 | 10.9 | 13.2 | 9.8 | | | 8.1 | 7.0 | 7.9 | 85 | 62 | 87 | W 3 | W 4 | W 4 | 6 | 8 | 10 | **25.8** | ● MN-5a, 8p20-MN |
| Pro. Mit. | 61.3 | 60.5 | 61.7 | 8.0 | 17.6 | 8.7 | | | 6.4 | 8.1 | 7.0 | 81 | 55 | 84 | 3.4 | 4.0 | 3.5 | 5.1 | 4.4 | 4.3 | 29.0 | |

**ISLA MOCHA (W)** (H = 20 m) **SEPTIEMBRE 1912** φ = 38° 21′ S λ = 73° 58′ W $C_g$ =

| | | | | | | | | | | | | | | | | | | | | | | |
|---|---|---|---|---|---|---|---|---|---|---|---|---|---|---|---|---|---|---|---|---|---|---|
| 1 | 65.0 | 64.4 | 65.5 | 11.0 | 11.5 | 11.0 | 13.8 | 8.8 | 8.0 | 9.5 | 8.8 | 81 | 95 | 90 | S 2 | S 1 | S 2 | $8^1$ | $4^1$ | $10^2$ | — | ≡ 6p-10p5 |
| 2 | 65.9 | 66.1 | 66.0 | 10.0 | 10.9 | 11.6 | 13.5 | 9.7 | 9.0 | 8.6 | 8.0 | **99** | 89 | 79 | S 2 | S 2 | S 2 | $2^0$ | 2 | 0 | — | |
| 3 | 65.6 | 62.7 | 63.5 | 9.9 | 10.9 | 10.0 | 13.0 | 8.9 | 7.9 | 8.0 | 8.1 | 87 | 83 | 88 | S 3 | S 2 | S 2 | $2^0$ | 2 | 4 | — | |
| 4 | 62.7 | 62.3 | 63.8 | 10.2 | 11.7 | 10.5 | 13.8 | 9.0 | 8.8 | 8.1 | 8.7 | 95 | 79 | 93 | S 1 | S 1 | S 1 | $6^1$ | $6^1$ | $10^1$ | — | |
| 5 | 65.9 | 66.0 | 68.3 | 11.0 | 12.0 | 11.0 | 13.2 | 9.0 | 8.6 | **10.2** | 8.0 | 87 | 98 | 81 | S 1 | S 2 | S 1 | $5^1$ | $4^1$ | $10^2$ | — | |
| 6 | 67.7 | 66.4 | 65.7 | 10.0 | 11.2 | 10.2 | 13.5 | 7.9 | 6.8 | 8.2 | 8.4 | 74 | 83 | 91 | S 2 | S 2 | S 2 | 0 | 0 | 0 | — | |
| 7 | 65.9 | 63.5 | 63.1 | 10.2 | 11.9 | 11.0 | 12.9 | 7.7 | **6.7** | 8.0 | 8.3 | 72 | 77 | 85 | S 3 | S 3 | S 3 | 0 | 0 | 0 | — | |
| 8 | 60.6 | 60.7 | 61.7 | 10.5 | 12.8 | 11.0 | 13.3 | 9.0 | 8.9 | 10.0 | 9.5 | 94 | 91 | 97 | S 2 | S 2 | S 2 | 0 | 0 | 0 | — | |
| 9 | 60.7 | 62.2 | 63.7 | 10.2 | 12.3 | 12.0 | 14.0 | 8.0 | 6.8 | 8.4 | 8.6 | 73 | 79 | 83 | SW 1 | N 1 | N 1 | $9^1$ | $10^2$ | 0 | — | |
| 10 | 62.3 | 62.6 | 62.2 | 10.3 | 11.9 | 11.7 | 14.1 | 7.8 | 8.9 | **10.2** | 9.4 | 95 | 98 | 93 | N 1 | N 1 | N 1 | $10^1$ | $8^1$ | $10^0$ | — | |
| 11 | 63.6 | 62.6 | 61.9 | 12.6 | 13.0 | 11.0 | 14.0 | 8.7 | 7.8 | 9.8 | 7.4 | 72 | 89 | 75 | NW 1 | NW 1 | N 1 | $3^1$ | $2^0$ | 0 | — | |
| 12 | 60.9 | 61.4 | 63.1 | 11.2 | 12.1 | 11.7 | 13.1 | 9.1 | 8.6 | 9.1 | 8.3 | 86 | 88 | 81 | NNE 1 | N 1 | N 1 | $9^1$ | $10^1$ | $10^2$ | — | $●^0$ ch 8a32-6p |
| 13 | 63.6 | 64.2 | 65.4 | 12.1 | 13.0 | 12.0 | 13.9 | 9.5 | 8.4 | 9.5 | 9.2 | 80 | 86 | 89 | N 1 | SE 1 | S 1 | $10^1$ | $8^0$ | $8^1$ | **3.2** | $≡^2$ 3p-5p15 |
| 14 | 65.6 | 65.5 | 66.5 | 10.9 | 10.6 | 11.0 | 13.3 | 9.4 | 8.5 | 8.2 | 8.3 | 89 | 87 | 85 | SE 1 | S 1 | SE 1 | $5^1$ | $9^1$ | $10^2$ | — | |
| 15 | 64.0 | 64.0 | 64.9 | 10.1 | 11.0 | 10.7 | 14.0 | 9.0 | 8.0 | 8.4 | 7.7 | 87 | 87 | 80 | S 1 | S 1 | S 1 | 0 | 0 | 0 | — | |
| 16 | 62.9 | 63.4 | 65.6 | 10.0 | 11.0 | 10.0 | 12.0 | 8.0 | 8.9 | 6.9 | 6.8 | 98 | 70 | 74 | S 1 | S 1 | SW 1 | 0 | $8^1$ | $5^0$ | — | $●^1$ ch 5p-5p10; ◠ a |
| 17 | 65.5 | 65.7 | 66.6 | 9.0 | 11.0 | 10.0 | 13.0 | 7.0 | 7.4 | 8.3 | 6.8 | 87 | 85 | 74 | NW 1 | SSW 1 | S 1 | $10^1$ | 3 | 4 | 0.9 | $●^1$ ch 6a5-9a10 |
| 18 | 66.1 | 66.6 | 66.9 | 9.6 | 10.0 | 10.0 | 13.0 | 7.9 | 7.0 | 6.8 | 6.8 | 79 | 74 | 74 | S 1 | S 1 | S 1 | 0 | 2 | $5^1$ | 0.9 | |
| 19 | 66.0 | 69.1 | **70.5** | 8.9 | 10.4 | 8.0 | 11.2 | **6.0** | 7.8 | 7.8 | 6.9 | 92 | 84 | 86 | S 1 | S 1 | S 1 | 0 | 0 | $10^1$ | — | |
| 20 | 69.6 | 65.5 | 62.8 | 8.0 | 11.0 | 11.0 | 12.2 | 6.3 | 7.7 | 8.0 | 8.6 | 96 | 81 | 87 | SE 1 | S 1 | S 1 | $4^0$ | 0 | 0 | — | |
| 21 | 55.9 | 56.1 | 57.0 | 11.1 | 12.5 | 10.9 | 13.1 | 9.1 | 8.5 | 8.8 | 8.3 | 86 | 82 | 86 | S 1 | SW 1 | NW 1 | $10^0$ | $8^0$ | $9^1$ | — | |
| 22 | 58.2 | 58.8 | 61.8 | 11.0 | 12.4 | 12.0 | 14.0 | 9.9 | 8.6 | 8.9 | 9.2 | 87 | 85 | 89 | N 1 | N 2 | N 2 | $8^1$ | $9^1$ | $10^2$ | — | ||| 3p45-MN |
| 23 | 64.6 | 64.5 | 64.6 | 10.9 | 12.4 | 11.9 | 14.6 | 9.0 | 8.6 | 9.7 | 9.4 | 89 | 91 | 91 | NW 1 | S 1 | S 2 | $8^1$ | $5^1$ | $7^1$ | 1.6 | |
| 24 | 61.6 | 59.1 | 58.7 | 11.1 | 11.3 | 10.9 | 12.5 | 9.7 | 8.7 | 8.7 | 8.6 | 89 | 88 | 89 | S 2 | S 2 | S 1 | 7 | 5 | $10^1$ | — | |
| 25 | 62.7 | 63.6 | 65.6 | 12.2 | 10.2 | 9.9 | 14.0 | 8.4 | 7.6 | 8.9 | 8.0 | 72 | 96 | 88 | S 1 | S 1 | S 1 | $10^1$ | $10^1$ | 4 | 0.8 | $●^0$ ch 4a-6a10, ||| 6 |
| 26 | 65.9 | 66.7 | 66.1 | 10.8 | 13.0 | 12.0 | 13.5 | 8.0 | 7.5 | 8.6 | 8.8 | 77 | 77 | 85 | S 1 | S 1 | S 1 | $2^0$ | $5^0$ | $10^2$ | 0.9 | |
| 27 | 63.3 | 63.8 | 64.9 | 10.1 | 11.7 | 10.9 | 12.9 | 9.1 | 9.0 | 9.4 | 8.4 | 98 | 93 | 87 | S 1 | S 1 | S 1 | $4^0$ | $6^0$ | $10^1$ | — | |
| 28 | 62.4 | 60.4 | 58.1 | 10.2 | 16.8 | 12.0 | **17.1** | 9.8 | 8.9 | 6.5 | 9.2 | 96 | **46** | 89 | SE 1 | SW 1 | SW 1 | $9^0$ | $6^1$ | $9^1$ | — | |
| 29 | 55.6 | **54.7** | 57.7 | 12.3 | 12.7 | 12.7 | 15.3 | 10.0 | 9.0 | 10.0 | 9.6 | 86 | 92 | 89 | N 2 | N 3 | N 2 | $9^1$ | $10^1$ | $10^2$ | — | $●^0$ ch 9a35-4p45; ◠ |
| 30 | 62.3 | 65.0 | 69.1 | 11.8 | 13.4 | 12.0 | 14.9 | 10.0 | 8.7 | 8.3 | 9.1 | 85 | 73 | 88 | W 1 | W 1 | W 1 | $7^1$ | $2^1$ | 0 | 0.4 | $●^0$ gt 5a40, $●^1$ c [◠ |
| Pro. Mit. | 63.4 | 63.3 | 64.0 | 10.6 | 11.9 | 11.0 | 13.6 | 8.7 | 8.2 | 8.7 | 8.4 | 86 | 84 | 86 | 1.3 | 1.4 | 1.3 | 5.2 | 4.8 | 5.8 | 8.7 | |

Barómetro reducido a 0°C y a gravedad normal.

Barometer reduciert auf 0°C und Norm

(1) 10. Los guindos y perales florecen.

**TULMO** (H = 50 m) **SEPTIEMBRE 1912** φ = 38° 02′ S λ = 73° 12′ W $h_a$ = —

| Temp. a la 7 temp. Temp. Freien. C° Hr. Min. | Velocidad del viento Windgeschwindigkeit m/minuto 7a | 2p | 9p | km 9p-7a | 7a-2p | 2p-9p | 7a-7a | k/1h | Nubes (clase y dirección) Wolken (Art und Richtung) 7a | 2p | 9p | Agua caída Niederschlag mm 7a | 2p | 9p | Evaporación Verdunstung mm 7a | 2p | 9p | 7a-7a |
|---|---|---|---|---|---|---|---|---|---|---|---|---|---|---|---|---|---|---|
| | | | | | | | | | a-str S | a-str S | | — | — | — | | | | |
| | | | | | | | | | fr-str SE | | | — | — | — | | | | |
| | | | | | | | | | a-str S | a-str S | | — | — | — | | | | |
| | | | | | | | | | fr-str SW | fr-str SW | str | — | — | — | | | | |
| | | | | | | | | | fr-str S | fr-str S | | — | — | — | | | | |
| | | | | | | | | | fr-str SE | | | — | — | — | | | | |
| | | | | | | | | | | | | — | — | — | | | | |
| | | | | | | | | | str S | | | — | — | — | | | | |
| | | | | | | | | | | fr-str SW | | — | — | — | | | | |
| | | | | | | | | | str | fr-str W | fr-str W | — | — | — | | | | |
| | | | | | | | | | str S | str NW | | — | — | — | | | | |
| | | | | | | | | | fr-str NW | fr-ni NW | fr-ni NW | — | 0.6 | — | | | | |
| | | | | | | | | | fr-str NW | fr-str NW | | — | — | — | | | | |
| | | | | | | | | | a-str W | a-str W | fr-str W | — | — | — | | | | |
| | | | | | | | | | a-str W | a-str W | | — | — | — | | | | |
| | | | | | | | | | fr-str W | fr-str SW | fr-str SW | — | — | — | | | | |
| | | | | | | | | | fr-str SW | fr-str SW | | — | — | — | | | | |
| | | | | | | | | | | | | — | — | — | | | | |
| | | | | | | | | | str S | fr-str S | | — | — | — | | | | |
| | | | | | | | | | | | | — | — | — | | | | |
| | | | | | | | | | fr-str NW | fr-str NW | fr-str NW | — | — | — | | | | |
| | | | | | | | | | fr-str NW | a-str NW | fr-str NW | — | — | — | | | | |
| | | | | | | | | | str-cu NW | str-cu SE | a-str NW | 0.5 | — | — | | | | |
| | | | | | | | | | a-str NW | fr-str NW | fr-ni NW | — | — | 0.2 | | | | |
| | | | | | | | | | fr-ni N | fr-ni NW | fr-ni NW | 1.2 | 0.1 | 0.6 | | | | |
| | | | | | | | | | fr-ni NW | cu SE, a-str W | str-cu SE | — | — | — | | | | |
| | | | | | | | | | fr-str SW | a-str W | fr-str W | — | — | — | | | | |
| | | | | | | | | | str | a-str NW | fr-str NW | — | — | — | | | | |
| | | | | | | | | | fr-ni NW | ni NW | ni NW | — | 2.8 | 11.0 | | | | |
| | | | | | | | | | fr-ni W | fr-ni W | fr-ni W | 12.0 | — | — | | | | |
| | | | | | | | | | | | | 13.7 | 3.7 | 12.5 | | | | |

**A MOCHA (W)** (H = 20 m) **SEPTIEMBRE 1912** φ = 38° 21′ S λ = 73° 58′ W $h_a$ = —

| | | | | | | | | | | | | | | | | | | |
|---|---|---|---|---|---|---|---|---|---|---|---|---|---|---|---|---|---|---|
| | | | | | | | | | cu-ni | cu-ni | ni | — | — | — | | | | |
| | | | | | | | | | cu | cu | | — | — | — | | | | |
| | | | | | | | | | cu | cu | cu | — | — | — | | | | |
| | | | | | | | | | cu-ni | cu-ni | ni | — | — | — | | | | |
| | | | | | | | | | cu | cu | ni | — | — | — | | | | |
| | | | | | | | | | | | | — | — | — | | | | |
| | | | | | | | | | | | | — | — | — | | | | |
| | | | | | | | | | | | | — | — | — | | | | |
| | | | | | | | | | cu | cu-ni | | — | — | — | | | | |
| | | | | | | | | | cu | cu | cu | — | — | — | | | | |
| | | | | | | | | | cu | ci | | — | — | — | | | | |
| | | | | | | | | | cu | cu | ni | — | 2.3 | 0.9 | | | | |
| | | | | | | | | | cu | cu | cu | — | — | — | | | | |
| | | | | | | | | | cu | cu | cu-ni | — | — | — | | | | |
| | | | | | | | | | | | | — | — | — | | | | |
| | | | | | | | | | | cu | cu | — | — | 0.4 | | | | |
| | | | | | | | | | cu | cu | cu | 0.5 | 0.9 | — | | | | |
| | | | | | | | | | | cu | cu | — | — | — | | | | |
| | | | | | | | | | | | cu-ni | — | — | — | | | | |
| | | | | | | | | | ci | | | — | — | — | | | | |
| | | | | | | | | | cu | ci-cu NE | cu-ni SE | — | — | — | | | | |
| | | | | | | | | | cu S | cu S | ni | — | — | 0.6 | | | | |
| | | | | | | | | | cu SE | cu S | ni N | 1.0 | — | — | | | | |
| | | | | | | | | | cu N | cu N | ni | — | — | — | | | | |
| | | | | | | | | | cu-ni | cu-ni | cu | 0.8 | 0.9 | — | | | | |
| | | | | | | | | | cu | cu-ni | ni | — | — | — | | | | |
| | | | | | | | | | cu N | cu N | cu | — | — | — | | | | |
| | | | | | | | | | cu | cu NE | cu-ni | — | — | — | | | | |
| | | | | | | | | | cu-ni S | cu | ni | — | 0.3 | 0.1 | | | | |
| | | | | | | | | | cu E | str E | | 0.0 | — | 1.1 | | | | |
| | | | | | | | | | | | | 2.3 | 4.4 | 3.1 | | | | |

Las observaciones se efectuaron según hora oficial de Chile (75° de long.)

Allen Beobachtungen nach chilenischer Einheitszeit (75° Länge).

**VALDIVIA** (H = 15 m) **SEPTIEMBRE 1912** φ = 39° 48′ S λ = 73° 15′ W $C_g$ = −0.

| Día Tag | Barómetro Barometer 700 mm + 7a | 2p | 9p | Temperatura del aire Lufttemperatur C° 7a | 2p | 9p | Max. | Min. | Humedad absoluta Absolute Feuchtigkeit mm 7a | 2p | 9p | Humedad relativa Relative Feuchtigkeit % 7a | 2p | 9p | Dirección y fuerza del viento Richtung und Stärke des Windes 0—12 B 7a | 2p | 9p | Nebulosidad Bewölkung 0—10 7a | 2p | 9p | Agua caída Niederschlag mm 7a - 7a | Notas Bemerkungen |
|---|---|---|---|---|---|---|---|---|---|---|---|---|---|---|---|---|---|---|---|---|---|---|
| 1 | 65.2 | 63.8 | 64.9 | 1.3 | 12.9 | 6.8 | 15.4 | **0.2** | 4.9 | 8.6 | 7.1 | 98 | 78 | 96 | C 0 | W 2 | C 0 | 10 | 7 | 2 | — | ≡ n-9a |
| 2 | 66.7 | 65.9 | 67.2 | 6.1 | 13.2 | 7.0 | 13.6 | 4.3 | 5.7 | 6.1 | 5.5 | 81 | 53 | 74 | SE 1 | SSE 4 | S 2 | 2 | 0 | 0 | — | ◺ an; ∞ hor |
| 3 | 67.1 | 63.0 | 61.9 | 3.5 | 18.1 | 10.0 | 18.2 | 2.6 | 5.3 | 7.0 | 6.4 | 89 | 45 | 70 | C 0 | S 1 | C 0 | 1 | 8 | 8 | — | ◺ an; ∞ hor |
| 4 | 62.0 | 61.0 | 62.5 | 5.2 | 11.7 | 9.5 | 13.9 | 4.1 | 6.3 | 7.0 | 8.4 | 96 | 68 | 95 | C 0 | W 3 | C 0 | 10 | 10 | 10 | — | ● 6p30-MN |
| 5 | 65.6 | 66.0 | 68.1 | 7.3 | 14.1 | 8.7 | 14.5 | 6.6 | 7.6 | 7.6 | 6.6 | **99** | 63 | 79 | C 0 | WNW 2 | S 2 | 10 | 7 | 0 | 2.4 | ● MN-5a; ≡ |
| 6 | 68.5 | 67.9 | **71.0** | 6.6 | 16.3 | 9.0 | 16.3 | 5.1 | 5.9 | 4.9 | **8.6** | 81 | **86** | 42 | S 3 | SSE 4 | SSE 3 | 6 | 0 | 0 | — | |
| 7 | 69.7 | 65.4 | 65.8 | 6.3 | 15.6 | 7.6 | 15.6 | 4.9 | 3.8 | 5.3 | 5.4 | 53 | 40 | 69 | SE 3 | S 4 | S 7 | 0 | 1 | 0 | — | ∞ hor |
| 8 | 64.3 | 62.1 | 62.9 | 7.6 | 18.9 | 10.7 | **19.0** | 6.2 | 6.0 | 6.8 | 5.3 | 77 | 42 | 56 | SSE 4 | SSE 2 | SSE 5 | 1 | 4 | 0 | — | |
| 9 | 61.7 | 61.6 | 64.0 | 7.8 | 14.9 | 7.8 | 17.2 | 6.7 | 6.4 | 7.4 | 7.2 | 81 | 58 | 91 | SE 2 | WSW 3 | C 0 | 9 | 1 | 0 | — | |
| 10 | 59.8 | 60.5 | 63.6 | 5.6 | 13.2 | 10.1 | 16.3 | 4.9 | 6.4 | 8.1 | 7.8 | 94 | 72 | 85 | C 0 | NW 2 | C 0 | 9 | 5 | 5 | — | ≡ |
| 11 | 62.9 | 61.9 | 62.1 | 6.9 | 16.1 | 7.2 | 17.4 | 6.0 | 7.1 | 7.6 | 6.4 | 96 | 56 | 84 | C 0 | SW 2 | C 0 | 10 | 4 | 0 | — | ≡ n-8a |
| 12 | 60.2 | 61.2 | 62.9 | 5.2 | 10.0 | 9.7 | 10.7 | 3.4 | 6.2 | 8.3 | 8.6 | 94 | 90 | 95 | C 0 | NNW 1 | N 1 | 8 | 10 | 10 | — | ● 9a30-n; ◺ an |
| 13 | 63.1 | 63.4 | 64.8 | 10.0 | 13.0 | 10.2 | 13.8 | 9.5 | 9.0 | **9.3** | 8.6 | 98 | 83 | 93 | C 0 | WNW 2 | C 0 | 10 | 9 | 10 | 8.8 | ● ch 11a50; ≡ |
| 14 | 65.4 | 64.1 | 65.3 | 8.8 | 12.5 | 8.2 | 13.3 | 8.1 | 6.9 | 8.0 | 7.3 | 81 | 74 | 90 | S 1 | W 1 | C 0 | 10 | 10 | 10 | 0.4 | ◺ an |
| 15 | 65.0 | 62.5 | 61.9 | 6.2 | 13.7 | 8.8 | 14.6 | 5.1 | 6.7 | 7.2 | 7.2 | 94 | 62 | 85 | C 0 | WNW 3 | C 0 | 7 | 2 | 8 | — | ◺ an |
| 16 | 61.2 | 61.6 | 64.2 | 7.1 | 11.4 | 6.0 | 12.5 | 6.0 | 5.6 | 5.6 | 6.5 | 74 | 56 | 93 | SSE 2 | WNW 3 | C 0 | 9 | 8 | 6 | — | ● ch 6p45; ◺ an |
| 17 | 64.5 | 63.9 | 66.3 | 6.1 | 10.9 | 5.9 | 12.2 | 4.4 | 5.8 | 5.8 | 6.4 | 96 | 59 | 92 | C 0 | W 3 | C 0 | 8 | 5 | 6 | 6.3 | ● ch a; ◠ doble |
| 18 | 67.8 | 66.1 | 66.3 | 3.5 | 12.8 | 4.6 | 13.2 | 2.2 | 5.7 | 5.6 | 5.8 | 97 | 51 | 91 | N 1 | SSE 1 | C 0 | 10 | 2 | 8 | 0.8 | ≡ |
| 19 | 67.6 | 68.0 | 69.4 | 3.9 | 10.2 | 7.3 | 11.2 | 1.6 | 5.4 | 5.9 | 6.4 | 89 | 63 | 84 | C 0 | WNW 2 | C 0 | 10 | 9 | 9 | — | ● gt; ◺ n |
| 20 | 70.1 | 65.3 | 64.0 | 6.7 | 16.2 | 7.6 | 16.6 | 5.2 | 6.7 | 5.8 | 5.9 | 91 | 42 | 76 | C 0 | WSW 2 | S 1 | 8 | 1 | 0 | 0.8 | |
| 21 | 57.8 | 54.8 | 57.2 | 3.4 | 18.6 | 9.1 | 18.7 | 2.2 | 5.6 | 6.7 | 7.6 | 95 | 42 | 88 | NNW 1 | NW 1 | C 0 | 10 | 8 | 10 | — | ◺ an |
| 22 | 57.6 | 58.2 | 60.8 | 5.9 | 12.3 | 9.9 | 16.0 | 3.8 | 6.6 | 7.0 | 8.6 | 94 | 66 | 94 | NNE 1 | NW 3 | NNE 1 | 8 | 10 | 10 | — | ● ◺ 4p45-MN; ◺ a |
| 23 | 64.5 | 64.3 | 64.7 | 10.6 | 16.0 | 8.4 | 16.5 | 7.2 | 8.9 | 7.3 | 7.8 | 93 | 54 | 95 | N 1 | W 1 | W 1 | 8 | 8 | 0 | 14.0 | ● MN-3a; ≡ |
| 24 | 62.5 | 59.2 | 60.3 | 8.7 | 14.7 | 9.8 | 15.2 | 6.6 | 7.1 | 6.8 | 7.1 | 84 | 55 | 79 | SSE 2 | SE 2 | S 1 | 2 | 8 | 9 | — | ◺ an |
| 25 | 63.2 | 62.5 | 64.7 | 7.4 | 13.0 | 8.2 | 14.8 | 6.7 | 6.5 | 7.7 | 6.4 | 84 | 69 | 79 | S 1 | N 1 | NW 1 | 9 | 9 | 0 | — | |
| 26 | 64.9 | 64.6 | 65.6 | 6.8 | 12.2 | 10.9 | 13.2 | 3.7 | 6.9 | 8.4 | 9.0 | 93 | 79 | 92 | NW 1 | NW 1 | W 2 | 10 | 10 | 10 | 0.0 | ‖ n-8a; ◺ n |
| 27 | 64.8 | 62.8 | 63.4 | 10.4 | 16.4 | 11.4 | 17.5 | 9.1 | 8.9 | 9.1 | 8.7 | 94 | 66 | 86 | C 0 | WNW 2 | C 0 | 10 | 9 | 10 | 0·0 | ◺ an |
| 28 | 62.1 | 59.0 | 56.5 | 7.8 | 16.0 | 9.8 | 16.5 | 5.7 | 7.7 | 9.2 | 6.7 | 97 | 68 | 74 | WSW 1 | SW 2 | W 1 | 10 | 8 | 9 | — | ≡ |
| 29 | 55.4 | **58.7** | 55.5 | 9.1 | 11.1 | 10.9 | 12.5 | 7.9 | 8.1 | 8.5 | 7.6 | 94 | 86 | 78 | NE 1 | NNW 4 | NW 6 | 10 | 10 | 10 | 0.6 | ● ◺ 6a-1p, ● ch 1p |
| 30 | 60.5 | 63.3 | 67.0 | 9.4 | 12.8 | 9.3 | 13.0 | 8.0 | 7.6 | 7.7 | 6.6 | 87 | 69 | 75 | SSE 1 | W 2 | WSW 2 | 7 | 6 | 3 | **23.1** | ● ch n-6p30 |
| Pro. Mit. | 63.7 | 62.6 | 63.8 | 6.7 | 14.0 | 8.7 | 15.0 | 5.3 | 6.6 | 7.2 | 7.0 | 89 | 62 | 83 | 0.9 | 2.2 | 1.2 | 7.7 | 6.3 | 5.4 | 57.2 | |

**LOS RISCOS** (H = 61 m) **SEPTIEMBRE 1912** φ = 41° 13′ S λ = 72° 48′ W $C_g$ =

| | | | | | | | | | | | | | | | | | | | | | | |
|---|---|---|---|---|---|---|---|---|---|---|---|---|---|---|---|---|---|---|---|---|---|---|
| 1 | 59.7 | 59.5 | 60.9 | 6.4 | 10.4 | 7.8 | 12.2 | 3.2 | | | | | | | C 0 | C 0 | SSE 1 | 10 | 10 | 1 | — | S H y FL |
| 2 | 62.0 | 62.1 | 63.1 | 4.7 | 10.8 | 6.6 | 12.0 | 1.6 | | | | | | | C 0 | S 3 | S 2 | 7 | 3 | 1 | — | ◺ an |
| 3 | 61.8 | 59.2 | 58.4 | 7.0 | 11.0 | 6.2 | 12.5 | 0.5 | | | | | | | S 1 | C 0 | C 0 | 3 | 9 | 8 | — | |
| 4 | 56.9 | 55.0 | 58.0 | 9.6 | 12.6 | 8.4 | 14.5 | 5.4 | | | | | | | SE 1 | C 0 | C 0 | 10 | 10 | 10 | — | ● a interv 4p-n |
| 5 | 60.7 | 61.6 | 63.5 | 8.6 | 10.3 | 8.1 | 11.3 | 7.9 | | | | | | | SW 1 | C 0 | SSW 3 | 10 | 7 | 2 | 6.5 | ● 8a30-MD, ● ch |
| 6 | 64.6 | 66.1 | **68.7** | 6.0 | 14.3 | 8.8 | 14.5 | 3.0 | | | | | | | S 2 | E 3 | S 1 | 1 | 0 | 0 | 1.0 | ◺ an |
| 7 | 66.7 | 62.9 | 63.0 | 2.4 | 10.1 | 4.6 | 11.0 | **0.5** | | | | | | | S 1 | SSW 4 | C 0 | 7 | 2 | 0 | — | ◺ an |
| 8 | 61.6 | 58.7 | 59.3 | 6.8 | 13.4 | 8.8 | 14.0 | 1.4 | | | | | | | SSE 3 | S 3 | S 4 | 1 | 4 | 0 | — | ◺ an |
| 9 | 57.5 | 57.4 | 59.7 | 5.9 | 14.2 | 6.4 | 14.5 | 4.5 | | | | | | | S 3 | WSW 1 | C 0 | 3 | 0 | 0 | — | ◺ an |
| 10 | 54.6 | 54.6 | 59.2 | 4.8 | 10.3 | 10.2 | 12.9 | 2.9 | | | | | | | C 0 | C 0 | N 1 | 2 | 7 | 3 | — | ◺ an |
| 11 | 58.0 | 57.0 | 57.1 | 8.2 | 16.1 | 8.4 | **17.0** | 6.5 | | | | | | | C 0 | C 0 | C 0 | 10 | 7 | 0 | — | ◺ an |
| 12 | 54.8 | 55.6 | 57.4 | 9.6 | 10.2 | 9.2 | 13.0 | 5.2 | | | | | | | NE 1 | N 1 | N 1 | 10 | 10 | 10 | — | ● 11a20-9p10 |
| 13 | 58.2 | 57.8 | *60.2* | 11.0 | *11.4* | 8.4 | *16.7* | *8.3* | | | | | | | N 1 | C 0 | SW 1 | 10 | 8 | 10 | 3.3 | ● p |
| 14 | 60.7 | 60.3 | 60.4 | 8.4 | 11.4 | 9.1 | 11.9 | *7.5* | | | | | | | C 0 | SW 1 | S 1 | 9 | 10 | 0 | 3.6 | ≡ |
| 15 | 60.4 | 57.6 | 57.5 | 11.4 | 12.2 | 7.8 | 13.0 | 5.2 | | | | | | | C 0 | SE 1 | S 1 | 6 | 5 | 9 | — | ● 7p-8p30; ◺ an |
| 16 | 56.7 | 56.8 | 58.6 | 4.8 | 13.4 | 6.5 | 13.6 | *2.6* | | | | | | | SE 1 | NW 2 | C 0 | 7 | 9 | 10 | 0.2 | ● a interv p; ⌣ n |
| 17 | 59.0 | 59.4 | 61.4 | 6.6 | 10.1 | 5.0 | 10.5 | 4.3 | | | | | | | NW 1 | NE 1 | SSE 1 | 10 | 5 | 0 | **12.3** | ● an y 11a30 |
| 18 | 62.6 | 61.8 | 61.7 | 5.8 | 10.4 | 5.6 | 11.0 | 3.8 | | | | | | | C 0 | SW 1 | S 1 | 8 | 4 | 0 | 1.4 | ● an |
| 19 | 61.9 | 62.3 | 64.2 | 6.6 | 9.8 | 8.4 | 10.0 | 3.4 | | | | | | | C 0 | C 0 | N 1 | 9 | 10 | 7 | — | ● p |
| 20 | 65.2 | 61.7 | 59.9 | 7.7 | 12.6 | 5.3 | 12.9 | 5.0 | | | | | | | C 0 | SW 1 | C 0 | 9 | 1 | 0 | 1.9 | ● an |
| 21 | 52.9 | 49.9 | 51.5 | 5.4 | 14.7 | 8.8 | 16.0 | 2.5 | | | | | | | SW 1 | C 0 | C 0 | 10 | 9 | 0 | — | ◺ an; ⌣ |
| 22 | 51.8 | 52.3 | 55.3 | 10.4 | 12.4 | 9.2 | 12.8 | 7.0 | | | | | | | N 1 | C 0 | NW 1 | 10 | 10 | 10 | — | ● p |
| 23 | 59.1 | 60.1 | 60.3 | 10.4 | 15.4 | 9.6 | 15.4 | 8.3 | | | | | | | N 2 | C 0 | C 0 | 10 | 4 | 3 | 11.3 | ● ch 1p30 |
| 24 | 58.5 | 54.5 | 54.9 | 5.8 | 13.3 | 8.8 | 13.3 | 5.7 | | | | | | | C 0 | S 3 | S 2 | 2 | 5 | 6 | 0.1 | ◺ an |
| 25 | 56.8 | 58.3 | 58.6 | 7.1 | 12.1 | 9.6 | 12.3 | *7.1* | | | | | | | SE 1 | C 0 | SW 1 | 5 | 3 | 10 | — | ◺ an |
| 26 | 58.4 | 58.5 | 60.0 | 8.8 | 9.5 | 10.4 | 12.5 | 7.5 | | | | | | | N 1 | C 0 | C 0 | 10 | 10 | 10 | 2.4 | ● 3a50-0p30, 6p30 |
| 27 | 59.5 | 59.3 | 58.7 | 10.2 | 12.7 | 11.1 | *14.5* | *10.2* | | | | | | | S 1 | C 0 | E 1 | 9 | 9 | 10 | 11.8 | ● MN-5a30; ≡ a |
| 28 | 55.9 | 53.4 | 50.9 | 10.4 | 15.7 | 10.9 | 16.4 | 6.5 | | | | | | | C 0 | SE 1 | C 0 | 3 | 10 | 5 | — | ◺ an |
| 29 | 49.5 | **48.0** | 48.1 | 10.9 | 10.5 | 10.9 | 12.2 | 8.2 | | | | | | | N 4 | N 1 | N 5 | 9 | 10 | 10 | — | ● ch 11a30-3p10; ◠ |
| 30 | 54.6 | 56.7 | 62.4 | 9.3 | 9.2 | 5.6 | 11.4 | 5.2 | | | | | | | NNW 2 | SE 2 | SE 2 | 9 | 9 | 10 | 7.3 | ● ch a, p, △ 2p; ◠ |
| Pro. Mit. | 58.7 | 57.9 | 59.1 | 7.7 | 12.0 | 8.2 | 13.2 | 5.0 | | | | | | | 1.0 | 1.0 | 1.0 | 7.3 | 6.7 | 4.8 | 63.1 | |

Barómetro reducido a 0°C y a gravedad normal.

Barometer reduciert auf 0°C und Norma

## OIVIA (H = 15 m) — SEPTIEMBRE 1912 — φ = 39° 48′ S — λ = 73° 15′ W — $h_a$ = 4 m

| p. a la emp. emp. Freien. C° | | Velocidad del viento Windgeschwindigkeit m/minuto | | | km | | | | | Nubes (clase y dirección) Wolken (Art und Richtung) | | | Agua caída Niederschlag mm | | | Evaporación Verdunstung mm | | | |
|---|---|---|---|---|---|---|---|---|---|---|---|---|---|---|---|---|---|---|---|
| | Min. | 7a | 2p | 9p | 9p-7a | 7a-2p | 2p-9p | 7a-7a | k/1h | 7a | 2p | 9p | 7a | 2p | 9p | 7a | 2p | 9p | 7a-7a |
| 12 | 0.0 | 0 | 185 | 0 | 0.0 | 23.1 | 23.6 | **21.6** | **0.9** | str | fr-cu W | cu | — | — | — | 0.0 | 0.3 | 0.2 | 1.1 |
| 18 | 2.5 | 40 | 310 | 175 | 34.8 | 67.9 | 70.8 | 81.5 | 3.4 | ci | | | — | — | — | 0.3 | 0.7 | 0.9 | 0.8 |
| 16 | 2.0 | 0 | 55 | 0 | 58.8 | 21.0 | 4.8 | 197.5 | 8.2 | ci | ci-str W | str | — | — | — | 0.6 | 0.5 | 0.9 | 2.2 |
| 13 | 3.0 | 0 | 300 | 0 | 1.8 | 36.7 | 35.1 | 27.6 | 1.2 | str NE | str-cu W | ni | — | — | 1.6 | 0.1 | 0.3 | 0.3 | 1.5 |
| 14 | 6.3 | 0 | 120 | 120 | 13.4 | 26.4 | 30.3 | 85.2 | 3.6 | str | cu-ni | | 0.8 | — | — | 0.0 | 0.3 | 0.3 | 0.6 |
| 10 | 3.6 | 280 | 390 | 235 | 42.0 | 132.0 | 85.2 | 98.7 | 4.1 | fr-cu S | | | — | — | — | 0.2 | 1.1 | 1.5 | 0.8 |
| 18 | 3.6 | 280 | 290 | 510 | 82.2 | 138.2 | 186.8 | 299.4 | 12.5 | | ci | | — | — | — | 1.2 | 1.4 | 1.8 | **3.8** |
| 11 | 5.4 | 260 | 175 | 380 | 162.6 | 114.6 | 61.5 | **487.6** | **20.3** | cu | ci S | | — | — | — | 0.6 | 1.3 | 1.5 | **3.8** |
| 15 | 5.7 | 165 | 300 | 0 | 152.2 | 76.0 | 38.0 | 328.3 | 13.7 | str-cu SE | cu | | — | — | — | 0.6 | 0.7 | 0.4 | 3.4 |
| 12 | 3.3 | 0 | 155 | 0 | 44.2 | 25.1 | 48.4 | 158.2 | 6.6 | str | cu-ni NW | cu-ni | — | — | — | 0.2 | 0.3 | 0.4 | 1.3 |
| 12 | 5.0 | 0 | 200 | 0 | 5.5 | 27.7 | 26.6 | 79.0 | 3.3 | str | fr-cu NW | | — | — | — | 0.1 | 0.5 | 0.7 | 0.8 |
| 15 | 2.0 | 10 | 55 | 60 | 5.0 | 12.6 | 20.0 | 59.3 | 2.5 | str-cu N | ni W | ni N | — | 2.1 | 5.0 | 0.1 | 0.1 | 0.1 | 1.3 |
| 11 | 9.0 | 0 | 155 | 0 | 20.6 | 30.0 | 22.6 | 53.2 | 2.2 | str | cu-ni N | ni | 1.7 | 0.4 | — | 0.0 | 0.2 | 0.1 | **0.2** |
| 15 | 7.0 | 90 | 115 | 0 | 20.4 | 10.9 | 22.0 | 73.0 | 3.0 | cu-ni S | ni W | ni | — | — | — | 0.0 | 0.4 | 0.3 | 0.3 |
| 10 | 4.0 | 25 | 340 | 25 | 12.6 | 42.2 | 60.6 | 45.5 | 1.9 | fr-cu NW | cu | cu NW | — | — | — | 0.1 | 0.4 | 0.7 | 0.8 |
| 12 | 4.5 | 120 | 250 | 0 | 32.4 | 52.6 | 38.9 | 135.2 | 5.6 | cu S | cu-ni WNW | cu-ni | — | — | 1.2 | 0.2 | 0.7 | 0.4 | 1.3 |
| 15 | 3.3 | 20 | 240 | 0 | 20.2 | 40.6 | 42.2 | 111.7 | 4 7 | cu-ni N | fr-cu W | fr-cu S | 5.1 | 0.8 | — | 0.0 | 0.3 | 0.5 | 1.1 |
| 17 | 2.1 | 70 | 100 | 0 | 7.0 | 27.1 | 26.0 | 89.8 | 3.7 | str | fr-cu SSE | ci-str | — | — | — | 0.0 | 0.3 | 0.5 | 0.8 |
| 10 | 0.0 | 0 | 125 | 25 | 16.2 | 38.8 | 37.0 | 69.3 | 2.9 | str-cu | cu-ni W | cu-ni | — | — | — | 0.1 | 0.5 | 0.3 | 0.9 |
| 11 | 4.0 | 0 | 150 | 60 | 10.8 | 24.4 | 33.6 | 86.6 | 3.6 | cu-ni N | fr-cu | | 0.8 | — | — | 0.1 | 0.4 | 0.7 | 0.9 |
| 18 | 1.5 | 35 | 90 | 0 | 28.4 | 27.2 | 31.0 | 86.4 | 3.6 | str | ci-str NW | str-cu W | — | — | — | 0.2 | 0.4 | 0.6 | 1.3 |
| 10 | 2.7 | 55 | 250 | 110 | 5.3 | 65.1 | 47.8 | 63.5 | 2.6 | str-cu N | cu-ni N | cu-ni N | — | — | 8.5 | 0.1 | 0.7 | 0.2 | 1.1 |
| 10 | 6.5 | 50 | 80 | 90 | 25.5 | 32.8 | 30.4 | 138.4 | 5.8 | cu-ni N | fr-cu, ci-str W | | 5.5 | — | — | 0.1 | 0.5 | 0.6 | 1.0 |
| 11 | 5.0 | 230 | 165 | 75 | 43.6 | 107.3 | 47.3 | 106.8 | 4.4 | ci W | ci-str | a-cu W | — | — | — | 0.1 | 0.5 | 0.7 | 1.2 |
| 17 | 5.7 | 45 | 80 | 80 | 64.0 | 36.4 | 29.0 | 218.6 | 9.1 | ci-str W | str-cu W | | — | — | — | 0.4 | 0.4 | 0.3 | 1.6 |
| 17 | 3.3 | 45 | 80 | 130 | 9.4 | 50.0 | 26.6 | 74.8 | 3.1 | str-cu NW | cu-ni W | cu-ni W | 0.0 | 0.0 | — | 0.2 | 0.2 | 0.2 | 0.9 |
| 10 | 8.8 | 25 | 130 | 0 | 22.2 | 32.8 | 24.0 | 98.8 | 4.1 | cu-ni N | a-cu W | cu-ni W | — | — | — | 0.0 | 0.5 | 0.4 | 0.4 |
| 18 | 4.5 | 40 | 130 | 70 | 18.8 | 50.6 | 36.2 | 75.6 | 3.2 | str | a-cu W | a-cu W | — | — | — | 0.2 | 0.3 | 0.5 | 1.1 |
| 15 | 6.7 | 75 | 470 | **525** | 29.5 | 81.8 | 49.0 | 116.2 | 4.8 | ni NE | cu-ni NNW | cu-ni NW | 0.6 | 12.7 | 8.9 | 0.1 | 0.1 | 0.6 | 0.9 |
| 12 | 7.5 | 35 | 155 | 180 | 89.9 | 80.0 | 76.6 | 220.7 | 9.2 | cu-ni W | cu-ni W | cu-ni W | 1.5 | 1.1 | 0.3 | 0.8 | 0.8 | 0.6 | 1.5 |
| 16 | 4.3 | 66 | 188 | 95 | 36.0 | 51.1 | 43.7 | 126.3 | 5.3 | | | | 16.0 | 17.1 | 25.5 | 6.7 | 15.1 | 17.2 | 38.7 |

## S RISCOS (H = 61 m) — SEPTIEMBRE 1912 — φ = 41° 13′ S — λ = 72° 48′ W — $h_a$ = 6 m

| | | | | | | | | | | | | | | | | | | | |
|---|---|---|---|---|---|---|---|---|---|---|---|---|---|---|---|---|---|---|---|
| 7.5 | 1.9 | 0 | 15 | 110 | 21.2 | 5.9 | 9.8 | 51.0 | 2.1 | str-cu ENE | str-cu NE | cu SW | — | — | — | 0.3 | 0.2 | 0.6 | 1.7 |
| 4.2 | 0.9 | 0 | 223 | 205 | 10.4 | 51.8 | 112.0 | 26.1 | 1.1 | ci ESE | cu S | cu S | — | — | — | 0.3 | 0.8 | 1.4 | 1.1 |
| 4.9 | 0.5 | 118 | 0 | 0 | 18.8 | 22.3 | 13.5 | 182.6 | 7.6 | ci S | ci-str N | cu N | — | — | — | 0.1 | 0.7 | 0.2 | 2.3 |
| 3.2 | 4.6 | 76 | 0 | 0 | 13.6 | 15.8 | 6.4 | 49.4 | 2.1 | str-cu SE | str-cu N | str-cu N | — | — | 4.2 | 0.3 | 0.8 | 0.3 | 1.2 |
| 2.1 | 7.2 | 55 | 9 | 220 | 11.4 | 8.9 | 40.4 | 33.6 | 1.4 | str-cu SW | cu W | cu S | 2.3 | 1.0 | 0.0 | 0.0 | 0.2 | 0.4 | 1.1 |
| 1.9 | 2.8 | 150 | 216 | 103 | 110.1 | 95.0 | 49.2 | 159.4 | 6.6 | str-cu SW | | | — | — | — | 0.5 | 1.8 | 1.3 | 1.1 |
| 9.1 | 1.6 | 82 | 320 | 19 | 28.6 | 53.1 | 72.0 | 172.8 | 7.2 | ci S | ci-str S | | — | — | — | 0.6 | 1.2 | 0.8 | **3.7** |
| 1.5 | 0.6 | 222 | 215 | 315 | 57.0 | 61.6 | 48.6 | 182.1 | 7.6 | ci S | ci S | | — | — | — | 0.8 | 1.4 | 0.9 | 2.8 |
| 1.0 | 4.0 | 210 | 45 | 0 | 99.6 | 18.5 | 9.7 | **209.8** | 8.7 | str-cu S | | | — | — | — | 0.1 | 0.5 | 0.4 | 2.4 |
| 9.1 | 2.2 | 0 | 26 | 98 | 16.0 | 23.5 | 11.2 | 44.2 | 1.8 | str-cu N | a-str N, ci N | cu N | — | — | — | 0.0 | 0.2 | 0.1 | 0.9 |
| 0.6 | 5.7 | 0 | 8 | 12 | 6.6 | 4.5 | 3.1 | 41.3 | 1.7 | str-cu NE | cu NW | | — | — | — | 0.3 | 0.1 | 0.4 | 0.6 |
| 8.8 | 4.5 | 35 | 37 | 66 | 9.1 | 22.5 | 19.1 | **16.7** | **0.7** | str-cu NE | ni N | ni N | — | 0.6 | 2.7 | 0.3 | 0.4 | 0.1 | 0.8 |
| 0.1 | 7.9 | 66 | 28 | 186 | 60.1 | 3.8 | 40.0 | 101.7 | 4.2 | str-cu N | cu NE | ni SW | 0.0 | 0.0 | 3.6 | 0.3 | 0.1 | 0.3 | 0.8 |
| 8.1 | 6.6 | 11 | 93 | 62 | 39.3 | 35.8 | 28.7 | 83.1 | 3.5 | cu SE | str-cu S | | — | — | — | 0.4 | 0.5 | 0.4 | 0.8 |
| 1.2 | 4.7 | 26 | 30 | 78 | 36.2 | 13.5 | 39.9 | 100.7 | 4.2 | cu S | cu SW | cu S | — | — | 0.2 | 0.3 | 0.4 | 0.3 | 1.2 |
| 2.0 | 1.7 | 70 | 138 | 13 | 25.8 | 29.9 | 7.7 | 79.2 | 3.3 | cu SW | cu NW | fr-ni E | — | 0.2 | 1.3 | 0.3 | 0.4 | 0.3 | 1.0 |
| 1.9 | 3.2 | 98 | 39 | 35 | 27.0 | 14.6 | 14.3 | 64.6 | 2.7 | str-cu NW | cu NE | | 10.8 | 0.5 | — | 0.2 | 0.3 | 0.3 | 0.9 |
| 1.2 | 2.9 | 0 | 105 | 46 | 5.1 | 27.3 | 47.6 | 34.0 | 1.4 | cu SE | cu S | | 0.9 | — | — | 0.1 | 0.5 | 0.9 | 0.7 |
| 1.8 | 2.0 | 10 | 4 | 76 | 32.7 | 7.5 | 17.5 | 107.6 | 4.5 | cu S | str-cu N | cu N | — | — | 0.5 | 0 5 | 0.5 | 0.4 | 1.9 |
| 1.4 | 3.5 | 0 | 66 | 0 | 24.2 | 15.1 | 32.5 | 49.2 | 2.0 | cu NE | cu SW | | 1.4 | — | — | 0.2 | 0.3 | 0.8 | 1.1 |
| 1.5 | 1.2 | 87 | 0 | 0 | 7.7 | 23.3 | 4.0 | 55.3 | 2.3 | a-str SE | a str N | | — | — | — | 0.1 | 0.4 | 0.3 | 1.2 |
| 1.3 | 6.0 | 67 | 0 | 55 | 5.5 | 15.5 | 44.2 | 32.8 | 1.4 | str-cu N | str-cu N | ni NW | — | 0.1 | 10.2 | 0.4 | 0.6 | 0.3 | 1.1 |
| 6.5 | 7.4 | 212 | 0 | 0 | 59.1 | 15.3 | 36.6 | 218.8 | 5.0 | ni N | cu E | cu E | 1.0 | 0.1 | — | 0.4 | 0.5 | 0.8 | 1.3 |
| 6.1 | 5.1 | 0 | 242 | 185 | 18.5 | 37.1 | 73.8 | 70.4 | 2.9 | ci-cu S | ci-cu S | ci-cu S | — | — | — | 0.1 | 0.8 | 1.2 | 1.4 |
| 6.6 | 6.6 | 100 | 15 | 131 | 67.5 | 35.6 | 12.0 | 178.4 | 7.4 | fr-ni N | cu NW | fr-ni N | — | — | — | 0.5 | 0.4 | 0.6 | 2.5 |
| 4.8 | 7.1 | 36 | 0 | 0 | 27.6 | 11.9 | 9.8 | 75.2 | 3.1 | ni N | ni N | ni N | 2.4 | 7.0 | 1.3 | 0.3 | 0.2 | 0.2 | 1.3 |
| 3.0 | 9.6 | 36 | 6 | 33 | 0.6 | 25.5 | 24.0 | 22.3 | 0.9 | str-cu S | cu NW | str-cu E | 3.5 | — | — | 0.0 | 0.2 | 0.7 | **0.4** |
| 0.5 | 5.9 | 0 | 37 | 10 | 16.7 | 6.6 | 3.8 | 66.2 | 2.8 | a-str SE | a-cu E | ci-str SE | — | — | — | 0.2 | 0.4 | 0.3 | 1.1 |
| 6.0 | 8.0 | 310 | 250 | **370** | 29.5 | 87.0 | 85.5 | 39.9 | 1.7 | str-cu N | ni N | ni N | — | 1.6 | 2.7 | 0.4 | 0.4 | 0.6 | 1.1 |
| 1.1 | 4.5 | 120 | 204 | 154 | 4.7 | 57.4 | 19.2 | 177.2 | 7.4 | str-cu N | ni N | ni N | 3.0 | 6.0 | 2.3 | 0.8 | 0.0 | 0.0 | 1.8 |
| 1.3 | 4.2 | 73 | 79 | 86 | 29.7 | 28.2 | 31.2 | 87.5 | 3.6 | | | | 25.3 | 17.1 | 29.0 | 9.1 | 15.2 | 15.6 | 41.3 |

las observaciones se efectuaron según hora oficial de Chile (75° de long.)

Alle Beobachtungen nach chilenischer Einheitszeit (75° Länge).

**PUERTO MONTT** H = 6 m) **SEPTIEMBRE 1912** φ = 41° 28′ S λ = 72° 55′ W $C_g$ =

| Día Tag | Barómetro Barometer 700 mm + 7a | 2p | 9p | Temperatura del aire Lufttemperatur C° 7a | 2p | 9p | Max. | Min. | Humedad absoluta Absolute Feuchtigkeit mm 7a | 2p | 9p | Humedad relativa Relative Feuchtigkeit % 7a | 2p | 9p | Dirección y fuerza del viento Richtung und Stärke des Windes 0—12 B. 7a | 2p | 9p | Nebulosidad Bewölkung 0—10 7a | 2p | 9p | Agua caída Niederschlag mm 7a-7a | Notas Bemerkungen |
|---|---|---|---|---|---|---|---|---|---|---|---|---|---|---|---|---|---|---|---|---|---|---|
| 1 | 63.6 | 63.6 | 65.1 | 7.0 | 9.9 | 5.8 | 13.2 | 3.4 | 6.4 | 8.0 | 5.8 | 85 | 88 | 85 | C 0 | S 1 | S 1 | 9 | 8 | 0 | — | ≡ 1p-4p; ⏢ am |
| 2 | 66.5 | 67.4 | 67.9 | 4.3 | 11.1 | 7.8 | 12.1 | 2.3 | 5.7 | 6.4 | 5.8 | 90 | 64 | 73 | SW 1 | S 2 | SW 1 | 5 | 8 | 0 | 0.2 | ⏢ am y n; ◠ 7a |
| 3 | 66.6 | 64.2 | 63.0 | 5.2 | 14.0 | 5.9 | 14.0 | 3.8 | 6.1 | 7.8 | 6.0 | 92 | 66 | 87 | C 0 | SE 1 | C 0 | 4 | 7 | 10 | — | ⏢ y ⌙ an |
| 4 | 61.2 | 60.2 | 62.1 | 7.9 | 12.0 | 10.0 | 14.0 | 5.2 | 6.4 | 8.0 | 8.0 | 81 | 76 | 87 | N 4 | S 2 | N 3 | 10 | 10 | 8 | — | ≡ 3p30-MN; ⏢ am |
| 5 | 64.9 | 65.6 | 68.2 | 9.0 | 13.4 | 9.0 | 13.4 | 8.2 | 8.1 | 9.0 | 7.3 | **95** | 78 | 86 | W 1 | SW 2 | SW 4 | 10 | 6 | 10 | 3.2 | ≡ MN-7a40, 0p45 ( |
| 6 | 70.1 | 70.8 | **72.8** | 7.6 | 15.2 | 7.0 | 15.2 | 7.0 | 6.7 | 7.2 | 5.3 | 86 | 56 | 71 | S 3 | S 4 | S 2 | 2 | 0 | 0 | 1.3 | ⏢ am y n [mome |
| 7 | 70.8 | 69.2 | 68.6 | 6.9 | 10.4 | 9.8 | 10.8 | 3.1 | **5.2** | 6.6 | 7.7 | 70 | 70 | 86 | S 3 | S 5 | S 5 | 1 | 3 | 5 | — | ⏢ am y n |
| 8 | 66.4 | 65.4 | 64.7 | 9.0 | 12.2 | 10.0 | 13.0 | 7.8 | 7.2 | 7.8 | 6.8 | 84 | 74 | 74 | S 4 | S 3 | S 5 | 9 | 2 | 0 | — | ⏢ am y n |
| 9 | 64.3 | 64.1 | 65.6 | 9.0 | 15.2 | 6.2 | 15.4 | 7.0 | 7.4 | 9.2 | 6.4 | 87 | 71 | 90 | S 4 | S 3 | S 1 | 9 | 2 | 0 | — | ⏢ am y n |
| 10 | 61.1 | 61.6 | 63.2 | 8.2 | 15.4 | 9.2 | 15.4 | 6.0 | 7.1 | 9.2 | 7.3 | 88 | 70 | 84 | S 3 | S 1 | C 0 | 8 | 9 | 9 | — | ⏢ am y n |
| 11 | 63.6 | 62.6 | 62.5 | 9.0 | 15.0 | 7.5 | 15.5 | 7.2 | 7.7 | 8.8 | 6.4 | 91 | 69 | 83 | SW 1 | S 3 | SW 2 | 8 | 6 | 0 | — | ⏢ am y n |
| 12 | 59.0 | 59.7 | 61.2 | 11.0 | 12.4 | 13.2 | 14.0 | 7.2 | 7.4 | 7.4 | 6.5 | 75 | 69 | 57 | N 3 | N 6 | NW 5 | 8 | 9 | 10 | — | ≡ 10a-II; ⏢ am |
| 13 | 62.7 | 63.6 | 64.7 | 11.9 | 12.0 | 9.2 | 15.0 | 7.2 | 8.3 | 9.2 | 6.7 | 80 | 89 | 78 | NW 5 | NW 4 | N 2 | 7 | 8 | 8 | 1.4 | ● 0 a interv |
| 14 | 66.2 | 65.2 | 65.3 | 10.0 | 11.2 | 9.5 | 13.0 | 9.5 | 7.7 | 7.2 | 7.4 | 84 | 73 | 84 | SW 2 | SW 3 | S 1 | 8 | 7 | 9 | 2.4 | ⏢ am y n |
| 15 | 65.2 | 63.6 | 64.4 | 8.8 | 14.2 | 8.7 | 14.2 | 7.0 | 7.3 | 8.2 | 5.9 | 87 | 68 | 70 | S 2 | SW 3 | SW 2 | 3 | 4 | 10 | — | ● p; ⏢ am |
| 16 | 59.6 | 62.0 | 62.6 | 10.9 | 9.0 | 9.9 | 14.0 | 9.0 | 6.5 | 8.1 | 7.7 | 67 | **95** | 84 | SW 4 | SW 1 | SW 1 | 8 | 7 | 0 | 3.9 | ● todo el día |
| 17 | 63.8 | 63.8 | 65.9 | 8.0 | 8.8 | 6.0 | 11.2 | 6.0 | 6.9 | 7.0 | 6.1 | 86 | 83 | 88 | NW 4 | NW 3 | NW 3 | 7 | 4 | 6 | 12.3 | ● a interv a |
| 18 | 67.3 | 67.0 | 66.2 | 7.0 | 12.0 | 7.0 | 13.0 | 6.0 | 6.6 | 7.4 | 5.6 | 88 | 71 | 75 | SW 1 | S 3 | S 3 | 7 | 5 | 2 | 8.0 | ● an |
| 19 | 67.2 | 68.6 | 68.9 | 8.0 | 12.0 | 8.2 | 12.0 | 2.5 | 5.8 | 6.8 | 6.8 | 72 | 65 | 83 | NW 2 | N 2 | N 3 | 9 | 9 | 8 | — | ● a interv 3p-5p30 |
| 20 | 69.6 | 67.9 | 65.8 | 9.0 | 14.0 | 5.5 | 15.0 | 5.0 | 7.4 | 9.0 | 6.2 | 87 | 76 | 93 | N 4 | S 3 | S 2 | 5 | 2 | 0 | 3.8 | ● an; ⏢ n |
| 21 | 58.0 | 55.1 | 56.3 | 8.5 | 14.0 | 7.2 | 15.2 | **2.0** | 6.6 | 7.4 | 6.3 | 79 | 62 | 83 | SW 2 | NW 1 | NW 1 | 7 | 6 | 9 | — | ⏢ am |
| 22 | 57.0 | 57.0 | 62.0 | 10.4 | 10.5 | 10.0 | 12.0 | 7.0 | 6.6 | 8.3 | 8.6 | 70 | 88 | 94 | N 6 | N 2 | N 2 | 9 | 8 | 9 | — | ● 0p30-7p |
| 23 | 64.8 | 65.4 | 65.7 | 11.0 | 12.0 | 7.8 | 16.2 | 6.2 | 8.6 | 9.2 | 6.5 | 87 | 89 | 82 | N 4 | N 3 | N 1 | 9 | 4 | 1 | **16.5** | |
| 24 | 63.5 | 61.7 | 61.8 | 10.0 | 12.4 | 8.7 | 12.4 | 6.0 | 7.6 | 8.3 | 6.2 | 83 | 78 | 74 | S 4 | S 4 | S 4 | 7 | 5 | 1 | — | |
| 25 | 64.1 | 63.0 | 62.0 | 8.6 | 14.0 | 9.2 | 16.0 | 8.3 | 6.5 | 8.2 | 6.0 | 78 | 69 | 70 | W 2 | S 1 | SW 1 | 8 | 2 | 1 | — | |
| 26 | 62.8 | 63.7 | 65.9 | 11.0 | 12.5 | 9.0 | 12.5 | 7.2 | 8.7 | 8.9 | **5.2** | 89 | 83 | 61 | SW 1 | SW 1 | N 1 | 9 | 9 | 7 | 3.5 | ● an |
| 27 | 63.7 | 64.4 | 64.6 | 12.0 | 12.5 | 11.0 | 16.0 | 8.0 | 9.2 | 9.3 | 8.6 | 89 | 87 | 87 | NW 2 | S 2 | N 1 | 6 | 2 | 5 | 2.0 | ● an; ⏢ n |
| 28 | 61.9 | 59.3 | 56.5 | 12.0 | 14.0 | 11.4 | **18.0** | 7.0 | 9.2 | **10.6** | 8.3 | 89 | 90 | 83 | NW 3 | S 3 | N 1 | 2 | 6 | 6 | — | ⏢ am y n |
| 29 | 53.7 | 52.0 | **50.7** | 11.0 | 12.8 | 11.9 | 13.0 | 9.0 | 7.6 | 8.7 | 8.0 | 77 | 80 | 77 | N 5 | N 7 | N 6 | 8 | 7 | 10 | — | ≡ I, ● ch 0p30-II |
| 30 | 59.8 | 62.3 | 68.1 | 10.0 | 8.2 | 6.0 | 12.0 | 6.0 | 8.0 | 7.4 | 5.9 | 87 | 92 | 85 | N 3 | S 3 | S 1 | 9 | 9 | 10 | 13.2 | ● ch a interv, △ p |
| Pro. Mit. | 63.6 | 63.3 | 64.1 | 9.1 | 12.4 | 8.6 | 13.9 | 6.2 | 7.2 | 8.2 | 6.7 | 83 | 76 | 80 | 2.8 | 2.7 | 2.2 | 7.0 | 5.8 | 5.1 | 71.7 | |

**PUNTA CORONA** (H = 25 m) **SEPTIEMBRE 1912** φ = 41° 51′ S λ = 73° 50′ W $C_g$ =-

| | | | | | | | | | | | | | | | | | | | | | | |
|---|---|---|---|---|---|---|---|---|---|---|---|---|---|---|---|---|---|---|---|---|---|---|
| 1 | | | | 9.0 | 11.0 | 7.8 | 11.3 | 5.7 | 8.3 | 7.4 | 6.4 | 97 | 75 | 81 | N 3 | W 2 | W 2 | 10 | 4 | 0 | 2.0 | ● 5a30-6a25 |
| 2 | | | | 7.2 | 10.8 | 6.6 | 11.4 | 4.3 | 7.1 | 6.1 | 5.8 | 94 | 63 | 80 | C 0 | SW 2 | SSW 4 | 0 | 0 | 0 | — | |
| 3 | | | | 5.8 | 11.4 | 9.8 | 12.3 | 5.8 | 5.8 | 7.8 | 7.1 | 85 | 78 | 79 | S 3 | C 0 | SSW 1 | 0 | 0 | 0 | — | |
| 4 | | | | 8.2 | 9.2 | 9.6 | 10.8 | 6.3 | 6.8 | 8.2 | 8.2 | 83 | 95 | 92 | C 0 | N 5 | N 4 | 10 | 10 | 5 | — | |
| 5 | | | | 8.8 | 10.2 | 7.8 | 10.8 | 4.5 | 8.0 | 7.6 | **5.3** | 95 | 82 | 67 | SW 2 | SW 7 | SW 3 | 10 | 0 | 0 | 1.2 | ● 3a10-3a20 |
| 6 | | | | 7.8 | 11.8 | 10.8 | 12.3 | 4.7 | **5.3** | 5.5 | 9.2 | 67 | **54** | 95 | SW 3 | S 6 | S 7 | 0 | 0 | 0 | — | |
| 7 | | | | 6.4 | 12.4 | 8.4 | 12.9 | 6.0 | 6.8 | 6.3 | 6.0 | 94 | 59 | 73 | S 3 | S 7 | S 2 | 0 | 0 | 0 | — | |
| 8 | | | | 7.8 | 12.4 | 8.6 | 13.4 | 5.7 | 6.4 | 7.2 | 6.7 | 81 | 68 | 81 | S 1 | SW 1 | S 1 | 0 | 0 | 0 | — | |
| 9 | | | | 6.0 | 11.2 | 9.8 | 12.5 | 4.7 | 5.9 | 7.7 | 7.9 | 85 | 78 | 87 | S 4 | S 4 | N 2 | 0 | 0 | 5 | — | |
| 10 | | | | 6.2 | 12.0 | 11.4 | 12.9 | 4.3 | 6.0 | 8.4 | 9.6 | 86 | 82 | 96 | SW 2 | C 0 | N 5 | 10 | 2 | 10 | — | |
| 11 | | | | 9.2 | 11.4 | 10.6 | 12.5 | 6.3 | 7.6 | 7.8 | 9.0 | 89 | 78 | 95 | N 1 | SW 1 | NNW 1 | 8 | 0 | 5 | — | |
| 12 | | | | 9.0 | 10.6 | 10.0 | 11.9 | 5.5 | 7.6 | 8.1 | 8.9 | 89 | 85 | 98 | E 1 | N 7 | N 8 | 10 | 10 | 10 | — | |
| 13 | | | | 9.0 | 10.4 | 8.2 | 11.3 | 5.3 | 8.3 | 6.3 | 6.3 | 97 | 68 | 78 | SW 1 | SW 2 | C 0 | 10 | 8 | 5 | — | ● 0 10p20-11p5 |
| 14 | | | | 6.8 | 10.0 | 8.4 | 11.3 | 5.7 | 6.7 | 6.6 | 6.9 | 91 | 72 | 84 | SW 1 | NW 1 | S 1 | 5 | 8 | 10 | 3.0 | |
| 15 | | | | 7.6 | 9.8 | 9.2 | 10.7 | 6.1 | 7.3 | 6.5 | 8.4 | 94 | 71 | 98 | C 0 | SW 3 | S 1 | 5 | 8 | 2 | — | |
| 16 | | | | 6.0 | 8.8 | 8.0 | 9.5 | 3.7 | 5.5 | 6.4 | 5.8 | 79 | 76 | 72 | C 0 | NW 2 | SW 1 | 5 | 8 | 2 | — | |
| 17 | | | | 6.4 | 10.0 | 7.4 | 11.2 | 4.3 | 6.8 | 5.7 | 5.5 | 94 | 62 | 72 | S 1 | SW 3 | SW 2 | 2 | 2 | 10 | — | |
| 18 | | | | 5.2 | 8.0 | 5.2 | 9.3 | **3.3** | 5.8 | 5.4 | 5.6 | 87 | 67 | 84 | C 0 | NW 2 | C 0 | 0 | 0 | 0 | — | |
| 19 | | | | 6.2 | 8.0 | 8.2 | 9.7 | 4.3 | 6.2 | 7.3 | 6.5 | 88 | 92 | 81 | S 1 | N 5 | W 1 | 8 | 10 | 10 | — | |
| 20 | | | | 7.6 | 11.0 | 7.8 | 11.9 | 5.5 | 6.3 | 7.1 | 6.1 | 80 | 73 | 78 | C 0 | NE 1 | S 1 | 5 | 4 | 0 | — | |
| 21 | | | | 6.2 | 12.8 | 9.6 | 13.3 | 5.3 | 6.9 | 8.0 | 7.2 | 97 | 73 | 82 | S 2 | N 1 | N 2 | 0 | 9 | 10 | — | |
| 22 | | | | 8.4 | 9.8 | 8.8 | 10.7 | 6.1 | 7.1 | 8.3 | 8.2 | 87 | 92 | 98 | NE 1 | N 7 | SSW 1 | 10 | 10 | 10 | 2.0 | ● 0 5a10-6a15, ● 0 4p |
| 23 | | | | 10.2 | 12.2 | 11.6 | **13.5** | 6.1 | 8.8 | 8.8 | **9.7** | 95 | 84 | 96 | NW 2 | N 3 | C 0 | 0 | 7 | 0 | 0.5 | |
| 24 | | | | 7.8 | 10.6 | 7.6 | 11.7 | 6.3 | 7.0 | 6.8 | 7.6 | 89 | 72 | 98 | S 1 | SW 4 | N 5 | 0 | 0 | 10 | — | |
| 25 | | | | 6.8 | 9.8 | 9.4 | 10.7 | 4.3 | 6.1 | 5.8 | 8.6 | 82 | 64 | 98 | N 4 | SSW 2 | N 4 | 5 | 5 | 10 | — | |
| 26 | | | | 10.0 | 10.6 | 9.6 | 11.3 | 6.3 | 8.9 | 8.8 | 8.4 | 98 | 93 | 95 | NW 7 | W 1 | NNW 1 | 10 | 10 | 10 | — | ≡ 2p15-4p37, ● 1 11p |
| 27 | | | | 9.2 | 11.0 | 10.0 | 12.1 | 8.0 | 8.4 | 8.3 | 8.0 | 98 | 85 | 87 | SW 2 | NW 2 | C 0 | 8 | 7 | 5 | 5.0 | ● 1 MN-3a10; ≡ 0 11a |
| 28 | | | | 9.6 | 10.4 | 10.0 | 11.7 | 7.3 | 8.4 | 8.9 | 8.7 | 95 | 95 | 95 | C 0 | S 3 | N 6 | 0 | 0 | 10 | — | ● 2 8a10-1p40, ● 0 6p |
| 29 | | | | 9.2 | 10.2 | 10.0 | 12.5 | 7.0 | 7.6 | 9.0 | 8.4 | 89 | 97 | 92 | NE 2 | N 10 | N 11 | 10 | 10 | 10 | **14.5** | ⸗ 9a7-11p50 |
| 30 | | | | 8.0 | 10.2 | 9.8 | 12.3 | 6.3 | 6.9 | 6.0 | 8.6 | 86 | 65 | 95 | W 2 | W 3 | NNW 4 | 10 | 5 | 5 | 3.2 | ● 0 4a15-6a55, ● 9a5 |
| Pro. Mit. | | | | 7.7 | 10.6 | 9.0 | 11.6 | 5.5 | 7.0 | 7.3 | 7.5 | 89 | 76 | 87 | 1.7 | 3.2 | 2.7 | 5.0 | 4.6 | 5.1 | 31.4 | |

Barómetro reducido a 0°C y a gravedad normal

Barometer reduciert auf 0°C und Normal

**RTO MONTT** (H = 6 m) **SEPTIEMBRE 1912** φ = 41° 28′ S λ = 72° 55′ W $h_a$ = —

| p. a la emp. emp. Freien C° Min. | Velocidad del viento Windgeschwindigkeit m/minuto 7a | 2p | 9p | km 9p-7a | 7a-2p | 2p-9p | 7a-7a | k/1h | Nubes (clase y dirección) Wolken (Art und Richtung) 7a | 2p | 9p | Agua caída Niederschlag mm 7a | 2p | 9p | Evaporación Verdunstung mm 7a | 2p | 9p | 7a-7a |
|---|---|---|---|---|---|---|---|---|---|---|---|---|---|---|---|---|---|---|
| | | | | | | | | | a-str W | a-cu S | | — | 0.0 | 0.2 | | | | |
| | | | | | | | | | a-cu S | ci-cu S | | — | — | — | | | | |
| | | | | | | | | | ci SW | ci W | a-str | — | — | — | | | | |
| | | | | | | | | | ci-str N | a-cu N | a-cu | — | — | 2.1 | | | | |
| | | | | | | | | | ni W | cu-ni SW | a-cu SW | 1.1 | 0.2 | 1.1 | | | | |
| | | | | | | | | | fr-cu S | | | — | — | — | | | | |
| | | | | | | | | | ci | fr-cu S, ci | fr-cu S | — | — | — | | | | |
| | | | | | | | | | a-cu S | ci-cu S | | — | — | — | | | | |
| | | | | | | | | | a-cu S | ci-cu S | | — | — | — | | | | |
| | | | | | | | | | a-cu S | a-cu S | | — | — | — | | | | |
| | | | | | | | | | a-cu SW | ci-cu SW | | — | — | — | | | | |
| | | | | | | | | | a-str N | ni N | a-cu NW | — | 0.1 | 0.2 | | | | |
| | | | | | | | | | str-cu NW | ni NW | a-cu N | 0.2 | 1.6 | 0.5 | | | | |
| | | | | | | | | | ci-cu SW | fr-ni SW | a-cu S | 0.3 | — | — | | | | |
| | | | | | | | | | ci-cu S | ci-cu SW | a-cu S | — | — | 0.9 | | | | |
| | | | | | | | | | str-cu SW | a-cu S | | 3.0 | 9.0 | 3.0 | | | | |
| | | | | | | | | | a-cu NW | ci-cu N | ni N | 0.3 | 4.3 | — | | | | |
| | | | | | | | | | str-cu SW | ci S | a-cu S | 3.7 | — | — | | | | |
| | | | | | | | | | ni NW | a-cu N | ni NW | — | — | 1.9 | | | | |
| | | | | | | | | | ci-cu N | ci S | | 1.9 | — | — | | | | |
| | | | | | | | | | str-cu SW | a-cu NW | a-cu NW | — | — | — | | | | |
| | | | | | | | | | a-cu N | ni N | a-cu N | — | 3.5 | 13.0 | | | | |
| | | | | | | | | | ci-cu N | str-cu N | ci N | — | — | — | | | | |
| | | | | | | | | | str-cu S | ci-cu S | ci S | — | — | — | | | | |
| | | | | | | | | | a-str N | ci SE | ci S | — | — | — | | | | |
| | | | | | | | | | a-cu NW | a-cu NW | a-cu N | 3.5 | — | — | | | | |
| | | | | | | | | | ci NW | ci SW | ci N | 2.0 | — | — | | | | |
| | | | | | | | | | ci NW | a-cu S | a-cu SW | — | — | — | | | | |
| | | | | | | | | | a-str N | a-cu N, ni | ni N | — | 2.7 | 1.5 | | | | |
| | | | | | | | | | a-cu N | cu-ni S | ni S | 9.0 | 3.0 | 8.6 | | | | |
| | | | | | | | | | | | | 25.0 | 25.3 | 33.0 | | | | |

**TA CORONA** (H = 25 m) **SEPTIEMBRE 1912** φ = 41° 51′ S λ = 73° 50′ W $h_a$ = 3.6

| | | | | | | | | | | | | | | | | | | |
|---|---|---|---|---|---|---|---|---|---|---|---|---|---|---|---|---|---|---|
| 400 | 300 | 200 | | | | | | ni | cu | | 2.0 | — | -- | | | | |
| 0 | 200 | 500 | | | | | | | | | — | — | — | | | | |
| 400 | 0 | 150 | | | | | | | | | — | — | — | | | | |
| 0 | 700 | 500 | | | | | | ni | cu | cu | — | — | — | | | | |
| 200 | 800 | 400 | | | | | | cu | | | 1.2 | — | — | | | | |
| 400 | 700 | 850 | | | | | | | | | — | — | — | | | | |
| 400 | 800 | 200 | | | | | | | | | — | — | — | | | | |
| 50 | 150 | 100 | | | | | | | | | — | — | — | | | | |
| 500 | 450 | 300 | | | | | | | | ni | — | — | — | | | | |
| 250 | 0 | 650 | | | | | | ni | ci-str | ni | — | — | — | | | | |
| 50 | 150 | 50 | | | | | | a-str | | ci-str | — | — | — | | | | |
| 50 | 800 | 950 | | | | | | ni | ni | ni | — | — | — | | | | |
| 200 | 200 | 0 | | | | | | ni | fr-cu | cu | — | — | — | | | | |
| 100 | 100 | 150 | | | | | | fr-str | cu | ni | 3.0 | — | — | | | | |
| 0 | 400 | 250 | | | | | | ni | cu | str | — | — | — | | | | |
| 0 | 300 | 100 | | | | | | ni | cu-ni | ci-cu | — | — | — | | | | |
| 50 | 400 | 250 | | | | | | cu | cu | cu, ni | — | — | — | | | | |
| 0 | 300 | 0 | | | | | | | | | — | — | — | | | | |
| 50 | 600 | 100 | | | | | | cu | ni | ni | — | — | — | | | | |
| 0 | 100 | 100 | | | | | | ni | cu-ni | | — | — | — | | | | |
| 300 | 50 | 300 | | | | | | | cu-ni | ni | — | — | — | | | | |
| 100 | 900 | 50 | | | | | | ni | ni | ni | 2.0 | — | 0.5 | | | | |
| 300 | 400 | 0 | | | | | | | cu-ni | | — | — | — | | | | |
| 100 | 450 | 600 | | | | | | | | ni | — | — | — | | | | |
| 500 | 200 | 500 | | | | | | cu-ni | cu-ni | ni | — | — | — | | | | |
| 900 | 100 | 50 | | | | | | ni | ni | ni | — | — | 0.0 | | | | |
| 200 | 200 | 0 | | | | | | cu.ni | ci-str | fr-cu | 5.0 | — | — | | | | |
| 0 | 400 | 700 | | | | | | | | ni | — | 13.5 | 1.0 | | | | |
| 300 | 1600 | 1800 | | | | | | ni | ni | ni | — | — | — | | | | |
| 200 | 300 | 500 | | | | | | ni | ni | cu-ni | 3.2 | 1.5 | — | | | | |
| 200 | 402 | 343 | | | | | | | | | 16.4 | 15.0 | 1.5 | | | | |

Observaciones se efectuaron según hora oficial de Chile (75° de long.)

Alle Beobachtungen nach chilenischer Einheitszeit (75° Länge).

**HUAFO** (H = 142 m) **SEPTIEMBRE 1912** φ = 43° 33′ S λ = 74° 45′ W $C_g$ =

| Dia Tag | Barómetro Barometer 700 mm + | | | Temperatura del aire Lufttemperatur C° | | | | | Humedad absoluta Absolute Feuchtigkeit mm | | | Humedad relativa Relative Feuchtigkeit % | | | Dirección y fuerza del viento Richtung und Stärke des Windes 0—12 B | | | Nebulosidad Bewölkung 0—10 | | | Agua caída Niederschlag mm | Notas Bemerkungen |
|---|---|---|---|---|---|---|---|---|---|---|---|---|---|---|---|---|---|---|---|---|---|---|
| | 7a | 2p | 9p | 7a | 2p | 9p | Max. | Min. | 7a | 2p | 9p | 7a | 2p | 9p | 7a | 2p | 9p | 7a | 2p | 9p | 7a-7a | |
| 1 | 51.5 | 53.8 | 53.6 | 7.8 | 8.4 | 7.4 | 9.0 | 6.2 | 7.0 | 6.9 | 7.0 | 89 | 84 | 91 | SW 4 | WNW 3 | W 3 | $6^2$ | $8^2$ | $7^2$ | 3.1 | ≡ ² MN-4a50, 8p10-1 |
| 2 | 56.3 | 57.9 | 59.0 | 6.2 | 7.4 | 5.8 | 7.7 | 4.8 | 5.4 | 5.2 | 5.0 | 76 | 68 | 73 | SSW 3 | SSW 3 | S 2 | $5^2$ | $4^1$ | $2^0$ | 0.7 | ● ² ch 8a35 8a41 |
| 3 | 56.9 | 54.5 | 51.9 | 5.2 | 9.8 | 8.2 | 10.2 | 5.0 | 5.6 | 6.6 | 5.7 | 84 | 73 | 70 | SE 1 | SE 1 | NE 2 | $3^0$ | $3^0$ | $6^1$ | 0.6 | ⌓ am |
| 4 | 48.9 | 46.8 | 48.3 | 7.9 | 9.4 | 8.2 | 9.6 | 7.0 | 7.1 | 8.7 | 7.9 | 89 | 99 | 98 | NE 3 | N 5 | NW 3 | $8^1$ | $10^2$ | $10^2$ | — | ● ¹ 8a10-9a20; ≡ ² 1( |
| 5 | 53.7 | 56.2 | 58.7 | 6.5 | 7.5 | 7.0 | 7.8 | 6.1 | 7.0 | 6.4 | 5.8 | 98 | 83 | 77 | SW 3 | SW 6 | SSW 5 | $10^2$ | $7^0$ | $4^1$ | 4.6 | ≡ ² MN-10a30 |
| 6 | 63.0 | 64.6 | **65.6** | 5.4 | 10.4 | 7.2 | 11.0 | 4.5 | 5.3 | 4.4 | 5.6 | 78 | 46 | 74 | S 3 | SSE 1 | S 2 | $1^0$ | $1^0$ | $1^0$ | 0.3 | ⌓ am |
| 7 | 53.6 | 61.3 | 59.8 | 6.0 | 8.3 | 7.5 | 8.5 | 4.6 | 5.1 | 6.8 | 7.0 | 74 | 84 | 90 | S 6 | S 4 | S 5 | $7^2$ | $7^2$ | $8^2$ | — | |
| 8 | 57.8 | 57.6 | 55.4 | 7.0 | 7.5 | 6.5 | 7.9 | 6.0 | 6.2 | 6.3 | 6.0 | 82 | 82 | 83 | S 6 | S 6 | S 7 | $8^2$ | $8^1$ | $2^0$ | — | |
| 9 | 53.7 | 52.7 | 52.5 | 6.6 | 7.8 | 7.0 | 8.1 | 6.2 | 6.4 | 6.8 | 6.4 | 88 | 86 | 85 | S 7 | S 5 | S 5 | $4^0$ | $1^0$ | $4^1$ | — | |
| 10 | 49.9 | 47.7 | 50.0 | 6.6 | 12.2 | 7.6 | **12.4** | 5.8 | 6.6 | 7.8 | 6.9 | 91 | 74 | 89 | S 2 | S 1 | ESE 1 | $3^2$ | $4^0$ | $8^2$ | — | ⌓ am |
| 11 | 50.0 | 49.7 | 48.8 | 8.7 | 9.4 | 8.9 | 10.0 | 7.3 | 7.7 | 8.3 | 7.9 | 92 | 95 | 93 | NNE 5 | NE 6 | NE 6 | $10^2$ | $10^2$ | $10^2$ | 1.2 | ≡ ¹ 3a15-MN |
| 12 | 45.3 | 44.8 | 48.0 | 8.6 | 9.0 | 7.4 | 9.2 | 7.0 | 7.7 | 8.3 | 7.7 | 92 | 97 | 00 | NE 8 | NE 9 | ENE 9 | $10^2$ | $10^2$ | $10^2$ | 5.1 | ≡ ¹ MN-8a-15; ≡ 8a1 |
| 13 | 50.9 | 52.2 | 53.7 | 6.8 | 9.2 | 7.0 | 9.5 | 6.0 | 6.1 | 6.4 | 6.2 | 82 | 74 | 82 | SW 1 | SW 1 | W 1 | $10^2$ | $6^1$ | $3^0$ | 1.7 | ≡ MN-8a20; ≡ ¹ 8 |
| 14 | 54.2 | 54.0 | 54.3 | 7.9 | 10.2 | 8.2 | 10.9 | 6.2 | 6.9 | 7.6 | 7.2 | 88 | 82 | 89 | N 2 | NNE 2 | N 1 | $3^2$ | $6^0$ | $7^0$ | — | ⌓ am; ⊕ 0p40-3p1 |
| 15 | 53.1 | 52.4 | 51.6 | 7.0 | 8.7 | 6.2 | 10.0 | 6.0 | 6.3 | 5.4 | 4.9 | 84 | 64 | 69 | W 1 | SW 2 | SW 2 | $6^1$ | $3^0$ | $5^1$ | 0.3 | ● ¹ ch 0a30-0a40 |
| 16 | 48.8 | 48.6 | 49.8 | 6.2 | 8.0 | 6.0 | 8.2 | 5.2 | 6.5 | 5.7 | 5.9 | 91 | 71 | 85 | W 2 | WNW 3 | N 3 | $8^2$ | $8^2$ | $8^2$ | 3.1 | ● ¹ ch 3a15-6a20, 5p |
| 17 | 51.7 | 53.4 | 55.4 | 6.2 | 7.4 | 5.8 | 7.6 | 5.0 | 5.8 | 5.3 | 5.7 | 82 | 69 | 84 | SW 4 | SW 5 | SW 5 | $5^2$ | $5^2$ | $6^2$ | 3.4 | |
| 18 | 56.1 | 55.6 | 54.7 | 5.2 | 6.6 | 6.2 | 7.0 | 4.6 | 5.7 | 6.4 | 6.2 | 86 | 88 | 88 | WNW 1 | NW 2 | NW 3 | $6^2$ | $6^1$ | $6^2$ | — | |
| 19 | 53.6 | 54.2 | 55.9 | 6.5 | 8.4 | 8.1 | 8.7 | 6.0 | 6.8 | 6.6 | 6.8 | 94 | 81 | 85 | WNW 3 | W 3 | W 3 | $10^2$ | $7^1$ | $6^1$ | 2.9 | ● ¹ ch 1a10-8a20 |
| 20 | 56.8 | 55.3 | 53.4 | 7.2 | 10.0 | 8.2 | 10.7 | 7.0 | 6.7 | 6.8 | 6.8 | 89 | 74 | 83 | NW 3 | NE 2 | NE 3 | $6^2$ | $4^1$ | $2^1$ | 0.7 | |
| 21 | 46.6 | 38.4 | 40.2 | 6.8 | 10.3 | 8.8 | 12.1 | 6.4 | 6.3 | 6.8 | 7.3 | 85 | 73 | 87 | NNE 2 | N 1 | NE 4 | $5^0$ | $6^0$ | $7^1$ | — | ≡ ¹ 11p5-MN; ⌓ am; |
| 22 | 41.7 | 42.8 | 45.1 | 9.0 | 9.6 | 9.2 | 9.9 | 8.2 | 8.6 | 8.6 | 8.4 | 00 | 96 | 98 | NE 7 | NNE 5 | NW 8 | $10^2$ | $10^2$ | $10^2$ | 1.9 | ≡ ¹ MN-2a25; ≡ ² 2 |
| 23 | 49.4 | 53.5 | 55.4 | 8.1 | 9.1 | 6.8 | 9.7 | 6.0 | 7.7 | 7.3 | 6.5 | 96 | 86 | 88 | SW 4 | SW 1 | SW 1 | $10^2$ | $6^2$ | $9^2$ | 0.9 | ≡ ² MN-8a15 |
| 24 | 54.1 | 51.9 | 51.1 | 5.9 | 7.7 | 6.9 | 8.0 | 4.8 | 5.2 | 5.3 | 5.4 | 75 | 68 | 73 | SW 1 | SW 2 | SW 2 | $9^2$ | $9^2$ | $6^2$ | 0.0 | |
| 25 | 50.7 | 50.0 | 53.2 | 7.8 | 8.2 | 8.0 | 9.0 | 6.3 | 6.8 | 8.1 | 7.8 | 86 | 00 | 98 | NNW 2 | WNW 4 | NNW 6 | $8^2$ | $10^2$ | $10^2$ | — | ≡ ² 7a50-MN |
| 26 | 48.2 | 51.2 | 53.7 | 8.6 | 8.9 | 7.2 | 9.2 | 6.8 | 8.2 | 6.8 | 6.3 | 99 | 80 | 83 | WSW 8 | SSW 4 | SE 2 | $10^2$ | $8^1$ | $8^1$ | 3.8 | ≡ ² MN-4a30; ≡ ² 4 |
| 27 | 52.9 | 52.9 | 52.0 | 6.0 | 10.9 | 9.6 | 11.4 | 5.9 | 6.3 | 8.1 | 8.1 | 90 | 85 | 91 | ESE 1 | ENE 1 | NNE 2 | $7^2$ | $7^0$ | $10^2$ | 1.6 | ≡ ¹ 0a35-4a50; ≡ ¹ 7 |
| 28 | 48.5 | 45.4 | 42.1 | 9.9 | 10.0 | 9.8 | 10.0 | 8.6 | 7.7 | 8.3 | 8.9 | 84 | 91 | 99 | NE 4 | NNE 6 | NNE 7 | $8^1$ | $10^2$ | $10^2$ | — | ≡ ² 0p30-MN; ≡ ¹ M |
| 29 | 38.4 | 35.7 | **34.2** | 9.8 | 9.8 | 8.2 | 10.0 | 7.8 | **9.0** | 8.7 | 8.0 | 00 | 96 | 99 | NNE 9 | N 9 | WNW 7 | $10^2$ | $10^2$ | $10^2$ | **6.6** | ● ¹ ch 1p40-8p20, ≡ |
| 30 | 47.2 | 51.1 | 55.1 | 5.8 | 5.2 | 4.8 | 6.2 | **8.5** | 5.6 | 5.2 | **4.0** | 82 | 78 | 62 | SW 7 | SW 7 | SW 6 | $7^2$ | $8^2$ | $6^2$ | 5.3 | ● ¹ 1a15-2a30, △ 1p |
| Pro. Mit. | 51.8 | 51.5 | 52.1 | 7.1 | 8.8 | 7.5 | 9.3 | 6.0 | 6.6 | 6.9 | 6.6 | 88 | 81 | 86 | 3.8 | 3.6 | 3.8 | 7.1 | 6.7 | 6.7 | 47.8 | |

**EVANGELISTAS** (H = 55 m) **SEPTIEMBRE 1912** φ = 52° 24′ S λ = 75° 06′ W $C_g$ =

| | | | | | | | | | | | | | | | | | | | | | | |
|---|---|---|---|---|---|---|---|---|---|---|---|---|---|---|---|---|---|---|---|---|---|---|
| 1 | 46.8 | 50.5 | 50.2 | 2.6 | 3.8 | 5.0 | 2.1 | 4.6 | 4.2 | 5.8 | 82 | 70 | 89 | SSW 7 | W 9 | SW 8 | $8^2$ | $6^1$ | $6^1$ | 44.1 | ● ¹ y ⚹ ⁰ ch en el dí |
| 2 | 53.3 | 57.9 | 59.2 | 5.2 | 6.2 | 6.0 | 1.6 | 6.3 | 6.2 | 6.4 | 95 | 88 | 91 | SW 8 | SW 7 | SW 6 | $10^2$ | $8^2$ | $9^1$ | 5.4 | ● ⁰ ch I-III; ◠ 4p1( |
| 3 | 59.3 | 56.1 | 52.2 | 5.4 | 6.4 | 5.4 | 2.2 | 6.5 | 7.0 | 6.3 | 97 | 98 | 94 | WSW 5 | NW 6 | NNW 5 | $8^2$ | $9^2$ | $10^2$ | 4.3 | ● ⁰ 4p10-MN |
| 4 | 46.0 | 45.5 | 47.4 | 5.0 | 6.0 | 4.9 | 2.0 | 6.5 | 6.8 | 6.5 | 00 | 97 | 00 | N 4 | W 4 | WSW 5 | $10^2$ | $10^2$ | $6^2$ | 7.3 | ● ¹ 8a30-1p, ≡ ⁰ inte |
| 5 | 53.3 | 62.9 | 68.0 | 4.9 | 4.8 | 5.0 | 1.0 | 5.1 | 5.4 | 6.3 | 79 | 84 | 97 | S 8 | S 7 | S 3 | $7^1$ | $6^2$ | $4^1$ | 11.3 | ∞ I |
| 6 | **69.6** | 64.9 | 60.5 | 5.2 | 5.6 | 6.8 | 2.0 | 5.8 | 6.4 | 7.4 | 87 | 94 | 00 | W 4 | NW 9 | WNW 10 | $9^1$ | $8^1$ | $10^2$ | — | ● ¹ 2p40-10p40; ↙ |
| 7 | 63.7 | 64.4 | 55.8 | 4.8 | 4.8 | 6.6 | 1.2 | 4.4 | 5.8 | 7.3 | 68 | 90 | 00 | SSW 7 | W 5 | WNW 6 | $10^1$ | $9^1$ | $10^2$ | 18.4 | ● ¹ 6p30-MN |
| 8 | 54.0 | 56.5 | 56.9 | 5.8 | 5.5 | 6.0 | 2.5 | 6.2 | 6.2 | 6.8 | 90 | 93 | 97 | SW 8 | SW 7 | WSW 4 | $10^2$ | $10^2$ | $10^2$ | 17.9 | ● ¹ MN-3a, ≡ ⁰ a inte |
| 9 | 54.0 | 52.5 | 52.2 | 5.8 | 6.9 | 6.8 | 2.8 | 6.7 | 7.4 | 7.4 | 97 | 00 | 00 | W 7 | W 8 | W 8 | $10^2$ | $10^0$ | $10^2$ | 9.6 | ● ¹ ≡ ⁰ y ≡ ⁰ a inter |
| 10 | 54.8 | 54.5 | 55.1 | 7.0 | 6.8 | 6.0 | 2.9 | 7.3 | 7.0 | 6.0 | 98 | 94 | 87 | NNW 3 | NNW 7 | NW 6 | $10^2$ | $9^1$ | $10^2$ | 38.2 | ● ¹ MN-MD |
| 11 | 51.5 | 48.7 | 46.1 | 4.9 | 8.4 | 8.6 | 2.0 | 6.5 | 7.1 | 7.7 | 00 | 87 | 92 | NW 5 | NNW 7 | NNW 9 | $10^2$ | $8^1$ | $10^2$ | 4.6 | ≡ ⁰ y ≡ ¹ en el día |
| 12 | 39.2 | 39.3 | 43.7 | 9.6 | 6.4 | 6.0 | 1.3 | 7.7 | 6.8 | 5.7 | 87 | 94 | 82 | NNW 8 | WNW 7 | WNW 8 | $9^2$ | $10^2$ | $8^1$ | 1.7 | ● ¹ 10a-2p30, ● ¹ y △ |
| 13 | 44.8 | 47.8 | 49.7 | 6.0 | 6.0 | 5.1 | 0.9 | 6.3 | 5.9 | 6.1 | 90 | 85 | 94 | NW 9 | NW 8 | WNW 7 | $8^1$ | $7^1$ | $7^1$ | 11.2 | ● ⁰ y △ ⁰ ch en el dí |
| 14 | 51.8 | 52.0 | 53.2 | 6.0 | 6.2 | 5.2 | 1.2 | 5.8 | 6.5 | 6.4 | 84 | 91 | 97 | WNW 8 | WNW 9 | W 5 | $9^2$ | $10^2$ | $10^2$ | 4.2 | ≡ ⁰ y △ a interv en |
| 15 | 51.2 | 47.9 | 44.5 | 5.6 | 5.0 | 4.8 | 1.0 | 6.6 | 5.5 | 6.2 | 97 | 84 | 97 | W 7 | WNW 8 | WNW 9 | $9^1$ | $10^1$ | $10^1$ | 30.0 | ● ¹ I-III |
| 16 | 46.1 | 51.9 | 52.3 | 3.0 | 3.8 | 4.6 | 0.4 | 5.3 | 4.8 | 5.1 | 93 | 80 | 81 | SSW 7 | SW 6 | W 4 | $10^2$ | $8^1$ | $9^1$ | 18.9 | ● ¹ ch I-III |
| 17 | 50.0 | 49.5 | 47.8 | 4.8 | 5.4 | 5.2 | 0.1 | 6.0 | 6.3 | 6.2 | 94 | 94 | 94 | WSW 7 | W 7 | WNW 9 | $8^0$ | $7^2$ | $9^2$ | 4.8 | ● ¹ ch 3a-MN; ↙ N |
| 18 | 42.1 | 40.6 | 44.3 | 4.9 | 6.0 | 4.0 | 0.4 | 6.1 | 6.5 | 4.9 | 96 | 93 | 80 | WNW 10 | W 10 | WSW 7 | $10^2$ | $10^2$ | $7^1$ | 18.1 | ● ¹ MN-5p30 |
| 19 | 46.4 | 46.2 | 48.9 | 3.8 | 4.0 | 4.0 | -0.8 | 5.0 | 5.9 | 5.3 | 83 | 97 | 87 | W 7 | WSW 6 | WSW 7 | $8^2$ | $8^2$ | $8^1$ | 15.5 | ● ¹ y ⚹ ⁰ ch I-III |
| 20 | 48.7 | 46.3 | 39.8 | 5.0 | 6.4 | 6.6 | 0.3 | 6.3 | 7.2 | 7.3 | 97 | 00 | 00 | WNW 5 | NW 9 | WNW 10 | $9^2$ | $10^2$ | $10^0$ | 4.4 | ● ¹ I-III; ↙ NW 7a- |
| 21 | 40.8 | 44.4 | 42.6 | 3.6 | 4.8 | 3.8 | 0.2 | 5.5 | 4.8 | 5.0 | 93 | 74 | 83 | WSW 7 | SW 1 | N 2 | $10^1$ | $10^1$ | $10^1$ | **50.1** | ● ⁰ 3a30-6a30, ≡ ⁰ I |
| 22 | 39.9 | 41.5 | 43.7 | 3.0 | 4.2 | 3.4 | 0.2 | 5.5 | 5.4 | 5.4 | 96 | 87 | 93 | S 2 | C 0 | W 3 | $9^1$ | $9^1$ | $9^1$ | 13.6 | ● ⁰ ch am, ≡ ⁰ II |
| 23 | 43.6 | 43.0 | 39.8 | 5.2 | 6.0 | 6.0 | -0.8 | 6.2 | 6.8 | 6.7 | 94 | 97 | 96 | W 5 | WNW 8 | WNW 10 | $9^1$ | $10^2$ | $10^2$ | 0.8 | ● ¹ 8a45-MN; ↙ NW |
| 24 | 42.3 | 40.5 | 38.3 | 6.8 | 7.0 | 5.8 | 2.2 | 7.2 | 6.8 | 6.9 | 98 | 91 | 00 | W 8 | W 8 | W 7 | $10^2$ | $10^2$ | $10^0$ | 47.0 | ● ¹ MN-6p; ↙ NW M |
| 25 | 37.0 | 44.2 | 43.9 | 4.8 | 3.0 | 2.8 | -1.0 | 5.6 | 5.1 | 5.6 | 87 | 90 | 00 | SW 10 | SW 7 | SW 6 | $8^1$ | $7^0$ | $8^1$ | 8.4 | ⚹ ch en el día; ↙ S |
| 26 | 51.7 | 56.2 | 59.0 | 2.0 | 2.0 | 2.0 | -0.6 | **4.0** | 4.7 | 4.7 | 75 | 89 | 89 | S 6 | S 6 | S 4 | $8^0$ | $7^1$ | $5^1$ | 1.3 | ⚹ ch en el día |
| 27 | 60.5 | 58.5 | 54.6 | 2.9 | 3.6 | 3.8 | 1.0 | 4.1 | 4.4 | 5.0 | 73 | 75 | 83 | S 1 | W 1 | NW 1 | $10^2$ | $8^1$ | $7^1$ | 0.4 | ≡ ⁰ y ≡ ⁰ 1a20-MN |
| 28 | 41.1 | **29.5** | 32.6 | 4.2 | 7.6 | 4.0 | 0.0 | 6.0 | **7.8** | 5.9 | 97 | 00 | 97 | N 5 | NNW 7 | S 7 | $10^1$ | $10^2$ | $10^2$ | 7.6 | ● ⁰ ch I-III, ≡ ⁰ y ≡ |
| 29 | 40.6 | 45.3 | 48.4 | -1.0 | 0.6 | 1.0 | **-3.8** | 4.3 | 4.4 | 4.8 | 00 | 92 | 98 | S 4 | S 6 | S 6 | $8^1$ | $7^1$ | $9^1$ | 31.5 | ● ¹ y ⚹ ⁰ ch en el dí |
| 30 | 54.5 | 57.6 | 60.4 | 2.0 | 3.0 | 3.0 | -0.4 | 5.3 | 5.3 | 5.1 | 00 | 93 | 90 | S 3 | S 1 | SSW 1 | $10^1$ | $7^1$ | $8^1$ | 0.4 | ● ¹ y ⚹ ⁰ ch en el día |
| Pro. Mit. | 49.3 | 49.9 | 49.6 | 4.6 | 5.2 | 4.9 | 0.9 | 5.8 | 6.0 | 6.1 | 91 | 90 | 93 | 6.2 | 6.4 | 6.1 | 9.1 | 8.6 | 8.6 | 431.0 | |

Barómetro reducido a 0°C y a gravedad normal. Barometer reduciert auf 0°C und Norma

(1) ≡ ¹ MN-5a45. (2) ↙ NE 1a30-11p15. (3) 45-9a30, 0p35-1p40 (4) 50, 5p50-MN; ↙ NW 4p25-10p30. (5) 45; ↙ WSW 3a-9a30. (6) 8a15, ≡ ¹ 8a15-1p30; ↙ NNE 0a15-6p3 6p30-9p40. (7) ◠ 3p15p; ↙ WNW-11a-2p30

F0 (H = 142 m) **SEPTIEMBRE 1912** φ = 43° 33′ S λ = 74° 45′ W $h_a$ = ?

| p. a la emp. emp. Freien C° Min. | Velocidad del viento Windgeschwindigkeit m/minuto 7a | 2p | 9p | km 9p-7a | 7a-2p | 2p-9p | 7a-7a | k/1h | Nubes (clase y dirección) Wolken (Art und Richtung) 7a | 2p | 9p | Agua caída Niederschlag mm 7a | 2p | 9p | Evaporación Verdunstung mm 7a | 2p | 9p | 7a-7a |
|---|---|---|---|---|---|---|---|---|---|---|---|---|---|---|---|---|---|---|
| | 486 | 318 | 336 | | | | | | cu-ni | cu-ni | cu-ni | 3.1 | — | 0.2 | | | | |
| | 336 | 384 | 216 | | | | | | cu-ni | cu-ni | str-cu | 0.5 | 0.6 | — | | | | |
| | 83 | 95 | 234 | | | | | | cu | ci-cu | ci-str | — | — | — | | | | |
| | 384 | 600 | 402 | | | | | | str-cu | ni | ni | — | 3.6 | 0.4 | | | | |
| | 348 | 798 | 714 | | | | | | ni | cu-ni | cu-ni | 0.6 | 0.3 | — | | | | |
| | 384 | 118 | 216 | | | | | | fr-cu | fr-cu | fr-cu | — | — | — | | | | |
| | 852 | 552 | 702 | | | | | | str-cu | str-cu | str-cu | — | — | — | | | | |
| | 864 | 834 | 900 | | | | | | str-cu | str-cu | str | — | — | — | | | | |
| | 966 | 666 | 684 | | | | | | str-cu | fr-cu | str-cu | — | — | — | | | | |
| | 252 | 115 | 143 | | | | | | str | ci-str | str-cu | — | — | — | | | | |
| | 732 | 816 | 852 | | | | | | ni | ni | ni | 1.2 | 1.7 | 1.5 | | | | |
| | 1068 | 1386 | 1248 | | | | | | ni | ni | ni | 1.9 | 0.4 | 0.7 | | | | |
| | 132 | 117 | 72 | | | | | | ni | str-cu | ci-str | 0.6 | — | — | | | | |
| | 198 | 167 | 138 | | | | | | str-cu | ci-str | ci-str | — | — | — | | | | |
| | 123 | 198 | 186 | | | | | | str-cu | str-cu | str-cu | 0.3 | — | — | | | | |
| | 198 | 318 | 384 | | | | | | cu-ni | cu-ni | cu-ni | 3.1 | — | 2.4 | | | | |
| | 468 | 684 | 600 | | | | | | cu-ni | cu-ni | cu-ni | 1.0 | — | — | | | | |
| | 145 | 168 | 300 | | | | | | cu-ni | cu-ni | cu-ni | — | — | — | | | | |
| | 318 | 300 | 300 | | | | | | ni | cu-ni | cu-ni | 1 9 | 0.7 | — | | | | |
| | 414 | 264 | 432 | | | | | | cu-ni | fr-cu | fr-cu | — | — | — | | | | |
| | 152 | 50 | 450 | | | | | | ci | ci-str | a-cu | — | — | — | | | | |
| | 984 | 732 | 1068 | | | | | | ni | ni | ni | 2.9 | 0.2 | 0.3 | | | | |
| | 486 | 123 | 142 | | | | | | ni | cu-ni | str-cu | 0.4 | 0.0 | — | | | | |
| | 72 | 155 | 186 | | | | | | str-cu | str-cu | str-cu | — | — | — | | | | |
| | 216 | 516 | 852 | | | | | | str-cu | ni | ni | — | 0.3 | 0.2 | | | | |
| | 1068 | 498 | 150 | | | | | | ni | a-cu | str-cu | 3.3 | 0.7 | — | | | | |
| | 37 | 34 | 167 | | | | | | str-cu | ci-str | ni | 0.9 | — | — | | | | |
| | 498 | 785 | 936 | | | | | | str-cu | ni | ni | — | 0.7 | 2.8 | | | | |
| | 1452 | 1350 | 1002 | | | | | | ni | ni | ni | 3.1 | 0.5 | 4.0 | | | | |
| | 1002 | 1002 | 852 | | | | | | cu-ni | cu-ni | cu-ni | 0.8 | 0.3 | — | | | | |
| | 490 | 468 | 495 | | | | | | | | | 25.6 | 10.0 | 12.5 | | | | |

ANGELISTAS (H = 55 m) **SEPTIEMBRE 1912** φ = 52° 24′ S λ = 75° 06′ W $h_a$ = —

| | | | | | | | | | | | | | | | | | | |
|---|---|---|---|---|---|---|---|---|---|---|---|---|---|---|---|---|---|---|
| | | | | | | | | | cu-ni | cu | cu-ni | 10.7 | 0.0 | 2.7 | | | | |
| | | | | | | | | | cu-ni | ni | ni | 2.7 | 0.0 | 2.1 | | | | |
| | | | | | | | | | cu | ni, a-cu | ni | 2.2 | 0.6 | 5.1 | | | | |
| | | | | | | | | | ni | ni | cu-ni | 1.6 | 4.8 | 0.5 | | | | |
| | | | | | | | | | cu-ni | cu | cu | 6.0 | — | — | | | | |
| | | | | | | | | | ni | cu-ni | ni | — | 0.0 | 15.8 | | | | |
| | | | | | | | | | cu-ni | cu-ni | ni | 2.6 | 0.0 | 4.2 | | | | |
| | | | | | | | | | ni | cu-ni | ni | 13·7 | 0.2 | 0.0 | | | | |
| | | | | | | | | | ni | ni | ni | 9.4 | 15.1 | 7.3 | | | | |
| | | | | | | | | | ni | cu-ni | ni | 15.8 | 2.3 | — | | | | |
| | | | | | | | | | ni | cu-ni | cu-ni | 2.3 | 0.4 | 0.0 | | | | |
| | | | | | | | | | cu-ni | ni | cu-ni | 1.3 | 8.7 | 1.7 | | | | |
| | | | | | | | | | cu-ni | cu, a-cu | cu-ni | 0.8 | 2.5 | 0.0 | | | | |
| | | | | | | | | | cu-ni, ci SW | ni | ni | 1.7 | 0.8 | 4.2 | | | | |
| | | | | | | | | | ni, ci SW | cu-ni | ni | 25.0 | 2.0 | 9.1 | | | | |
| | | | | | | | | | ni | cu-ni | cu-ni | 7.8 | 0.0 | 0.2 | | | | |
| | | | | | | | | | cu-ni | cu-ni, a-cu SW | cu-ni | 4.6 | 2.2 | 5.1 | | | | |
| | | | | | | | | | ni | ni | cu-ni | 10.8 | 10.1 | 4.0 | | | | |
| | | | | | | | | | ni, fr-ni | cu-ni | cu-ni | 1.4 | 2.9 | 0.3 | | | | |
| | | | | | | | | | ni | ni | ni | 1.2 | 2.1 | 12.5 | | | | |
| | | | | | | | | | ni | fr-ni, ci SW | ni | 35.5 | 0.3 | 0.0 | | | | |
| | | | | | | | | | fr-ni | fr-ni, ci | cu | 13.3 | 0.0 | 0.0 | | | | |
| | | | | | | | | | cu-ni | ni | ni | 0.8 | 6.7 | 20.2 | | | | |
| | | | | | | | | | ni | ni | cu-ni | 20.1 | 2.0 | 2.2 | | | | |
| | | | | | | | | | cu-ni | cu-ni, ci SW | cu-ni | 4.2 | 0.7 | 0.0 | | | | |
| | | | | | | | | | cu-ni | cu | cu-ni | 0.6 | — | — | | | | |
| | | | | | | | | | str-cu | str-cu | str-cu | 0.4 | — | — | | | | |
| | | | | | | | | | ni | ni | ni | 7.6 | 18.7 | 10.9 | | | | |
| | | | | | | | | | str-cu | str-cu, ci SW | str-cu | 1.9 | 0.0 | 0.4 | | | | |
| | | | | | | | | | str-cu | cu | cu-ni | 0.0 | 0.6 | 0.4 | | | | |
| | | | | | | | | | | | | 206.0 | 83.7 | 108.9 | | | | |

s observaciones se efectuaron según hora oficial de Chile (75° de long.)

Alle Beobachtungen nach chilenischer Einheitszeit (75° Länge).

**PUNTA DUNGENES** (H = 5 m) **SEPTIEMBRE 1912** φ = 52° 24′ S λ = 68° 25′ W $C_g$ =

| Día Tag | Barómetro Barometer 700 mm + 7a | 2p | 9p | Temperatura del aire Lufttemperatur C° 7a | 2p | 9p | Max. | Min. | Humedad absoluta Absolute Feuchtigkeit mm 7a | 2p | 9p | Humedad relativa Relative Feuchtigkeit % 7a | 2p | 9p | Dirección y fuerza del viento Richtung und Stärke des Windes 0—12 B 7a | 2p | 9p | Nebulosidad Bewölkung 0—10 7a | 2p | 9p | Agua caída Niederschlag mm 7a-7a | Notas Bemerkungen |
|---|---|---|---|---|---|---|---|---|---|---|---|---|---|---|---|---|---|---|---|---|---|---|
| 1 | 43.3 | 42.6 | 54.6 | 4.1 | 5.0 | 2.3 | 9.6 | 2.3 | 6.0 | 6.3 | 5.3 | 98 | 97 | 98 | W 8 | SW 8 | SW 8 | 5 | 1 | 0 | — | |
| 2 | 53.6 | 56.9 | 62.9 | 4.2 | 5.3 | 2.3 | 7.9 | 2.0 | 5.6 | 6.6 | 5.1 | 90 | 99 | 94 | WSW 8 | SW 8 | WSW 3 | 3 | 2 | 0 | — | ●¹ ch 2p48-2p58, ⚹ |
| 3 | 64.1 | 63.3 | 60.7 | 3.3 | 6.8 | 3.1 | 7.3 | 1.0 | 4.9 | 7.2 | 4.7 | 85 | 98 | 83 | WNW 4 | SW 3 | SW 3 | 4 | 4 | 0 | 0.0 | |
| 4 | 54.6 | 50.6 | 49.6 | 3.3 | 4.2 | 4.5 | 5.5 | 1.5 | 5.6 | 6.1 | 5.4 | 97 | 98 | 86 | NNW 2 | NE 1 | WSW 5 | 10 | 10 | 9 | — | ●⁰ ch 1p45-2p5; ≡ |
| 5 | 50.8 | 56.5 | 66.7 | 3.8 | 5.2 | 1.2 | 5.6 | 1.0 | 5.4 | 4.6 | 4.4 | 90 | 69 | 89 | SW 6 | SW 8 | S 6 | 9 | 1 | 0 | 0.0 | |
| 6 | **69.4** | 67.6 | 61.6 | 3.1 | 5.2 | 4.7 | 5.3 | 3.1 | 4.9 | 5.5 | 5.8 | 87 | 83 | 90 | SW 2 | WSW 4 | W 8 | 0 | 10 | 10 | — | ● gt 7p |
| 7 | 60.8 | 62.1 | 59.1 | 3.0 | 5.0 | 3.2 | 5.8 | 1.2 | 5.0 | 5.5 | 5.6 | 88 | 84 | 97 | SW 4 | SW 5 | SW 8 | 0 | 5 | 0 | 0.0 | |
| 8 | 55.9 | 51.8 | 56.8 | 4.4 | 6.2 | 3.0 | 6.3 | 0.3 | 6.0 | 6.8 | 5.0 | 97 | 96 | 88 | SW 8 | SW 8 | SW 5 | 1 | 1 | 0 | — | |
| 9 | 58.0 | 55.5 | 54.5 | 3.6 | 7.2 | 5.8 | 7.6 | 2.5 | 5.7 | 7.1 | 6.1 | 97 | 94 | 88 | W 2 | W 2 | W 7 | 10 | 10 | 10 | — | |
| 10 | 57.3 | 59.3 | 59.4 | 4.8 | 6.3 | 4.8 | 7.2 | 4.0 | 5.8 | 6.8 | 5.9 | 90 | 96 | 92 | SW 6 | WSW 1 | NNW 1 | 8 | 9 | 1 | -- | |
| 11 | 57.2 | 55.6 | 53.6 | 3.6 | 6.5 | 3.0 | 7.1 | 0.2 | 5.9 | 6.9 | 5.7 | **00** | 96 | **00** | NW 1 | NE 1 | NE 1 | 2 | 0 | 10 | — | ≡⁰ 8p45-11p35 |
| 12 | 49.9 | 47.3 | 46.4 | 1.2 | 4.9 | 6.4 | 9.4 | 1.0 | 4.9 | 5.7 | 6.8 | 98 | 89 | 94 | SE 1 | NNW 1 | WNW 2 | 10 | 10 | 2 | 0.0 | ≡² 1a45-1p15 |
| 13 | 54.2 | 55.9 | 56.0 | 3.3 | 7.2 | 4.8 | 10.0 | 2.8 | 5.1 | 6.3 | 5.9 | 88 | 83 | 92 | W 2 | NW 5 | WNW 2 | 10 | 6 | 1 | 0.0 | |
| 14 | 59.8 | 58.2 | 57.5 | 2.8 | 7.5 | 4.9 | 8.0 | 1.4 | 5.3 | 7.1 | 6.0 | 94 | 91 | 94 | NNW 1 | WSW 2 | WNW 2 | 7 | 8 | 6 | — | |
| 15 | 56.7 | 53.9 | 49.5 | 3.9 | 7.5 | 6.3 | 8.2 | 0.2 | 5.9 | 7.4 | 6.9 | 97 | 96 | 98 | WSW 3 | W 3 | WSW 5 | 2 | 4 | 10 | — | |
| 16 | 47.0 | 50.4 | 54.3 | 4.4 | 6.7 | 3.8 | 6.9 | 3.0 | 5.9 | 6.6 | 5.2 | 96 | 90 | 87 | W 3 | SW 3 | WSW 4 | 10 | 0 | 1 | -- | |
| 17 | 52.3 | 51.8 | 54.9 | 3.6 | 6.3 | 5.4 | 7.5 | 2.0 | 5.8 | 5.9 | 6.3 | 98 | 83 | 94 | W 7 | SW 5 | SSW 5 | 10 | 9 | 8 | — | |
| 18 | 51.8 | 52.5 | 47.2 | 3.8 | 10.6 | 6.2 | 11.2 | 2.0 | 5.4 | **9.3** | 6.8 | 90 | 98 | 96 | WNW 1 | NNW 1 | NNW 4 | 10 | 8 | 7 | — | |
| 19 | 49.9 | 51.9 | 50.5 | 2.3 | 6.4 | 4.0 | 8.0 | 2.0 | 5.1 | 6.6 | 5.2 | 94 | 91 | 85 | WNW 2 | W 2 | NW 4 | 7 | 2 | 5 | — | |
| 20 | 50.3 | 53.8 | 51.5 | 1.3 | 7.8 | 7.1 | 9.0 | 0.6 | 4.9 | 7.5 | 7.2 | 98 | 94 | 96 | WNW 3 | NW 5 | WSW 6 | 2 | 10 | 8 | — | |
| 21 | 44.2 | 45.7 | 50.9 | 7.4 | 6.4 | 4.5 | 8.0 | 4.4 | 7.4 | 6.9 | 6.0 | 96 | 96 | 96 | NW 8 | WSW 4 | WSW 1 | 9 | 7 | 10 | -- | ● gt 9a-11a, ●¹ 11a-11 |
| 22 | 46.8 | 43.9 | 45.8 | 3.8 | 5.7 | 5.0 | 9.0 | 2.8 | 5.7 | 4.3 | 6.5 | 95 | **63** | **00** | NNW 1 | SW 1 | SW 2 | 8 | 4 | 10 | 0.0 | ● gt 7p40, ●¹ 9p-10p |
| 23 | 47.6 | 47.6 | 46.7 | 4.0 | 7.4 | 6.4 | 8.0 | 2.0 | 5.9 | 6.7 | 6.9 | 97 | 88 | 96 | SW 1 | WSW 4 | WNW 3 | 6 | 9 | 10 | 0.0 | |
| 24 | 45.4 | 44.2 | 43.1 | 7.0 | 9.8 | 7.8 | 11.2 | 6.5 | 7.4 | 8.7 | 7.8 | 99 | 96 | 99 | W 6 | W 1 | W 4 | 4 | 8 | 8 | — | |
| 25 | 39.9 | 38.3 | 46.0 | 7.0 | 7.3 | 4.0 | **14.0** | 3.5 | 6.9 | 6.7 | 5.6 | 92 | 88 | 92 | WSW 4 | SW 10 | SSW 9 | 5 | 3 | 1 | -- | |
| 26 | 48.4 | 52.4 | 57.3 | 1.5 | 3.8 | 2.2 | 5.0 | 0.1 | **4.1** | 5.8 | 5.2 | 80 | 97 | 96 | SW 8 | SSW 9 | SW 8 | 2 | 6 | 2 | — | ●⁰ y △¹ ch 10a40 |
| 27 | 59.8 | 60.5 | 58.6 | 2.4 | 5.5 | 4.4 | 6.0 | 2.0 | 5.3 | 5.7 | 6.0 | 96 | 85 | 97 | SW 8 | SSW 6 | SW 8 | 8 | 8 | 6 | 0.0 | |
| 28 | 52.1 | 41.0 | **29.6** | 1.9 | 2.8 | 6.4 | 6.5 | 1.0 | 5.0 | 4.8 | 7.0 | 95 | 86 | 98 | WNW 4 | NNW 2 | WNW 3 | 10 | 10 | 10 | — | ●¹ 11a-5p15, 7p30-8p |
| 29 | 40.8 | 45.1 | 50.4 | 2.5 | 2.1 | 0.3 | 7.4 | **0.0** | 5.2 | 4.7 | 4.6 | 94 | 87 | 98 | SSW 5 | SSW 5 | SSE 3 | 6 | 9 | 0 | 0.0 | △⁰ ch 4p40 |
| 30 | 54.0 | 57.8 | 60.6 | 0.8 | 4.8 | 3.8 | 5.5 | 0.1 | 4.7 | 6.3 | 5.7 | 98 | 98 | 95 | SSW 4 | SW 6 | NW 5 | 2 | 8 | 0 | **3.5** | ⌣ am |
| Pro. Mit. | 52.5 | 52.4 | 53.2 | 3.5 | 6.1 | 4.4 | 7.8 | 1.9 | 5.6 | 6.4 | 5.9 | 94 | 90 | 94 | 4.1 | 4.1 | 4.5 | 6.0 | 6.0 | 4.8 | 3.5 | |

**PUNTA ARENAS** (H = 4 m) **SEPTIEMBRE 1912** φ = 53° 10′ S λ = 70° 54′ W $C_g$ = +0.6 / +0.5

| | | | | | | | | | | | | | | | | | | | | | | |
|---|---|---|---|---|---|---|---|---|---|---|---|---|---|---|---|---|---|---|---|---|---|---|
| 1 | *47.0* | 51.6 | 52.7 | *3.5* | 4.0 | 2.2 | 7.2 | 1.0 | *3.8* | 3.7 | 3.8 | *65* | 60 | 71 | SW 1 | W 4 | W 2 | 3 | 3 | 0 | — | ⚹⁰ a interv, ◠ al W |
| 2 | 52.5 | 59.9 | 62.8 | 4.3 | 6.1 | 4.8 | 6.8 | 1.9 | 4.5 | 4.1 | 4.8 | 72 | 59 | 74 | W 4 | W 2 | N 1 | 4 | 7 | 8 | 0.3 | ● ch an, ⚹ (copos) 9 |
| 3 | 64.3 | 62.0 | 60.0 | 5.6 | 7.7 | 4.6 | 9.3 | 3.4 | 4.7 | 4.6 | 4.3 | 68 | 59 | 67 | NW 2 | WNW 4 | WNW 1 | 4 | 9 | 10 | 3.9 | ● |
| 4 | 54.6 | 50.6 | *50.2* | 3.1 | 5.4 | *3.1* | 6.3 | 1.9 | 4.4 | 5.0 | *5.1* | 77 | 75 | *89* | N 2 | ENE 2 | NW 2 | 10 | 9 | 10 | — | ● gt a interv |
| 5 | *53.0* | *62.9* | 69.4 | *4.6* | *3.9* | 2.3 | *5.9* | 0.7 | *4.8* | *2.8* | 2.9 | *76* | *47* | 54 | | W 4 | W 3 | | | | 0.0 | ● ch y △ I, ⚹ II |
| 6 | **72.2** | 67.1 | 60.5 | 4.1 | 5.5 | 4.7 | 6.8 | 0.8 | 4.0 | 4.2 | 5.0 | 65 | 62 | 78 | NW 1 | WSW 4 | NW 2 | 8 | 9 | 9 | 0.1 | ⌣² an, ≡ 6p-6p30 |
| 7 | 62.7 | 63.8 | 58.1 | 3.5 | 6.0 | 4.2 | 6.1 | 2.7 | 3.3 | 3.6 | 4.2 | 55 | 52 | 68 | W 3 | W 3 | W 2 | 1 | 4 | 10 | 0.7 | ● ch an |
| 8 | *50.9* | 57.0 | 59.0 | *4.2* | 7.1 | 4.0 | 7.8 | 2.3 | *5.1* | 5.0 | 4.1 | *83* | 66 | 67 | W 4 | WSW 4 | WSW 2 | 9 | 7 | 0 | 6.6 | ●¹ a interv 1a-11a; ◠ |
| 9 | 56.9 | 54.8 | 53.3 | 4.3 | 9.4 | 6.6 | 9.9 | 0.6 | 5.5 | 5.9 | 5.7 | 88 | 67 | 79 | NNE 2 | WNW 2 | W 5 | 9 | 9 | 8 | 0.8 | ● gt durante el dia |
| 10 | 58.3 | 59.3 | 57.9 | 6.0 | 7.7 | 4.2 | 8.8 | 4.0 | 5.5 | 5.8 | 5.4 | 78 | 73 | 87 | WNW 2 | NW 2 | C 0 | 6 | 10 | 10 | 1.8 | ●⁰ an |
| 11 | 57.4 | 56.3 | 53.7 | 1.4 | 6.3 | 3.8 | 7.0 | -0.5 | 4.7 | 5.3 | 4.8 | 93 | 74 | 80 | C 0 | ESE 2 | W 2 | 9 | 8 | 10 | — | ⌣¹ an, ⏢² III; ∞ |
| 12 | 49.6 | 46.4 | 48.8 | 3.4 | 3.3 | 4.8 | 6.5 | 1.6 | 5.5 | 5.7 | 5.6 | 94 | 98 | 87 | SW 2 | C 0 | SW 2 | 10 | 9 | 10 | — | ●⁰ ch 6p; ≡ 6p30-7p; SE |
| 13 | 52.9 | 53.5 | 55.5 | 4.2 | 8.9 | 3.8 | 9.8 | 1.8 | 3.8 | 3.8 | 4.4 | 62 | 45 | 73 | SW 4 | NNW 2 | WNW 2 | 10 | 9 | 0 | 0.0 | ● gt 1a-2p; ⌣¹ an |
| 14 | 56.1 | 54.7 | 55.4 | 4.2 | 8.8 | 5.2 | 10.2 | 1.5 | 4.5 | 4.1 | 4.5 | 74 | 48 | 68 | NNW 2 | WNW 9 | WNW 3 | 8 | 7 | 4 | 0.0 | ● gt 9p; ⌣⁰ an; ↙ p |
| 15 | *55.0* | 50.9 | 48.7 | *3.8* | 7.9 | 4.9 | 8.3 | 2.0 | *4.6* | **7.9** | 4.9 | *76* | 66 | 70 | W 4 | NW 5 | NNW 3 | 10 | 9 | 10 | 0.2 | ● ch an y I, ● 3p-5p |
| 16 | 47.9 | 52.1 | 53.4 | 4.7 | 5.8 | 3.2 | 6.8 | 2.5 | 5.2 | 3.5 | 4.0 | 81 | 50 | 69 | WNW 3 | WSW 4 | W 3 | 9 | 4 | 9 | 1.2 | ● ch an |
| 17 | 52.0 | 52.0 | 51.7 | 5.1 | 7.6 | 5.4 | 7.8 | 2.9 | 4.8 | 4.9 | 4.7 | 73 | 62 | 62 | SW 2 | NNW 2 | NW 2 | 9 | 8 | 9 | 0.1 | ● gt 10a-11a, p |
| 18 | 48.5 | 45.0 | *46.9* | 6.6 | 9.5 | *4.0* | 11.4 | 4.0 | 4.6 | 4.7 | *4.8* | 63 | 52 | *79* | NNW 4 | WNW 5 | | 9 | 9 | 5 | 0.0 | ● gt 2 p |
| 19 | 49.6 | 46.8 | 50.4 | 3.7 | 6.8 | 2.3 | 7.7 | 0.4 | 4.0 | 3.9 | 4.1 | 67 | 52 | 76 | NW 2 | W 6 | W 5 | 4 | 4 | 2 | 0.0 | ●¹ 4p45-6p5; ⌣² III; |
| 20 | *53.5* | 50.4 | 47.4 | *2.0* | 9.4 | 6.0 | 9.8 | 0.3 | *4.2* | 4.6 | 4.7 | *80* | 52 | 67 | NNW 4 | WNW 5 | W 4 | 9 | 9 | 10 | 1.0 | ●⁰ gt 4p30 |
| 21 | 41.1 | 45.6 | 48.7 | 6.6 | 6.3 | 3.9 | 7.0 | 3.5 | 5.4 | 3.9 | 4.0 | 73 | 54 | 66 | WNW 5 | SW 3 | C 0 | 5 | 9 | 10 | 0.0 | ●¹ gt 7a; ◠¹ a |
| 22 | 44.6 | 44.4 | 46.2 | 1.2 | 8.0 | 4.1 | 9.4 | 0.0 | 4.7 | 4.7 | 3.5 | **95** | 58 | 58 | NNW 2 | W 3 | W 1 | 10 | 9 | 2 | 1.2 | ⚹ y ● an y I |
| 23 | 47.6 | 45.9 | 42.8 | 2.4 | 10.0 | 7.3 | 10.3 | -0.2 | 4.4 | 4.8 | 4.8 | 81 | 52 | 63 | NW 1 | NW 2 | NW 7 | 9 | 9 | 10 | 5.4 | ⌣¹ an |
| 24 | 43.3 | 41.3 | 39.9 | 8.0 | 11.4 | 6.9 | **11.5** | 6.0 | 5.2 | 5.5 | 5.4 | 65 | 55 | 72 | W 7 | W 9 | W 4 | 2 | 9 | 7 | — | ⏢² 8p-9p |
| 25 | 37.5 | 41.0 | 47.1 | 5.6 | 5.2 | 0.2 | 8.5 | 0.0 | 5.4 | 3.3 | 3.4 | 79 | 50 | 74 | WNW 3 | W 7 | W 3 | 10 | 3 | 2 | 0.9 | ● an, ● ch y ⚹ (copos) |
| 26 | 51.3 | 56.2 | 60.5 | 0.7 | 2.1 | -0.7 | 4.6 | -2.2 | 3.1 | 3.6 | 3.2 | 64 | 68 | 72 | SW 3 | SW 2 | SW 2 | 3 | 7 | 2 | 1.2 | ⚹⁰ 1p30-2p; ⌣² an |
| 27 | 62.1 | 60.5 | 57.7 | 3.0 | 6.6 | 2.5 | 7.1 | -1.0 | 3.8 | 3.7 | 3.7 | 66 | 51 | 67 | W 3 | SW 3 | W 2 | 5 | 9 | 9 | 0.0 | |
| 28 | *50.0* | 38.7 | **30.6** | *2.0* | 0.4 | 2.1 | 2.7 | 0.0 | *3.6* | 4.6 | 4.7 | *69* | 97 | 89 | N 1 | NW 1 | N 2 | 10 | 10 | 10 | 0.1 | ⚹² 6p30-n |
| 29 | 43.5 | 46.7 | *51.0* | -1.9 | 0.5 | *-2.5* | 1.9 | **-2.5** | 2.6 | **1.7** | *2.6* | 65 | **86** | *71* | SW 3 | SW 3 | | 6 | 7 | 5 | **15.4** | ⚹ an |
| 30 | 56.8 | 58.5 | 61.8 | 1.3 | 5.9 | 1.7 | 6.5 | -1.1 | 3.5 | 3.3 | 3.8 | 70 | 48 | 74 | SW 1 | WSW 3 | WNW 2 | 3 | 7 | 2 | 1.0 | ⌣² an; FL en los guind |
| Pro. Mit. | 52.4 | 52.5 | 52.7 | 3.7 | 6.4 | 3.6 | 7.7 | 1.3 | 4.4 | 4.4 | 4.4 | 74 | 60 | 72 | 2.7 | 3.6 | 2.5 | 7.0 | 7.7 | 6.7 | 41.9 | |

Barómetro reducido a 0°C y a gravedad normal.

Barometer reduciert auf 0°C und Normalsch

(1) ≡¹ 11a45-10p45. (2) los árboles. (3) ◠ al W 7a30, ⏢⁰ 9p.

**DUNGENES** (H = 5 m) **SEPTIEMBRE 1912** φ = 52° 24′ S λ = 68° 25′ W $h_a$ = —

| Min. | Velocidad del viento m/minuto 7a | 2p | 9p | km 9p-7a | 7a-2p | 2p-9p | 7a-7a | k/1h | Nubes (clase y dirección) 7a | 2p | 9p | Agua caída mm 7a | 2p | 9p | Evaporación mm 7a | 2p | 9p | 7a-7a |
|---|---|---|---|---|---|---|---|---|---|---|---|---|---|---|---|---|---|---|
| | | | | | | | | | a-cu | cu | | — | — | 0.0 | | | | |
| | | | | | | - | | | cu | cu-ni SSW | | — | — | — | | | | |
| | | | | | | | | | cu, ci-str | a-cu, ci-str | | — | — | 0.0 | | | | |
| | | | | | | | | | ni | ni | ni | — | 0.0 | — | | | | |
| | | | | | 175.0 | 473.0 | | | fr-ni | fr-str | | — | — | 0.0 | | | | |
| | | | | 220.0 | 356.0 | 141.0 | 868.0 | 36.2 | | fr-ni | ni | — | — | — | | | | |
| | | | | 350.0 | 90.0 | 325.0 | 847.0 | 35.3 | | cu-ni, ci-cu | | — | — | — | | | | |
| | | | | 325.0 | 476.0 | 190.0 | 740.0 | 30.8 | fr-str | cu | | — | — | — | | | | |
| | | | | 335.0 | 475.0 | 120.0 | 1001.0 | 41.7 | ni W | a-str | ni | — | — | — | | | | |
| | | | | 355.0 | 455.0 | 25.0 | 950.0 | 39.6 | fr-ni | ci-cu S | ni | — | — | — | | | | |
| | | | | 475.0 | 255.0 | 429.0 | 955.0 | 39.8 | ci-str | | ni | — | — | 0.0 | | | | |
| | | | | 150.0 | 415.0 | 500.0 | 834.0 | 34.8 | ni | fr-ni | ni W | 0.0 | 0.0 | — | | | | |
| | | | | 125.0 | 250.0 | 400.0 | 1040.0 | 43.3 | ni | fr-ni | ci NW | — | — | — | | | | |
| | | | | 25.0 | 155.0 | 275.0 | 675.0 | 28.1 | ci-cu | ci-cu W | ci W | — | — | — | | | | |
| | | | | 23.0 | 191.0 | 350.0 | **458.0** | **18.9** | ci-str | fr-ni | fr-str | — | — | — | | | | |
| | | | | 50.0 | 200.0 | 375.0 | 591.0 | 24.6 | fr-ni | | cu | — | — | — | | | | |
| | | | | 140.0 | 350.0 | 251.0 | 715.0 | 29.8 | cu-ni W | cu-ni WSW | cu-ni | — | — | — | | | | |
| | | | | 145.0 | 275.0 | 474.0 | 746.0 | 31.1 | fr-ni | ci-str | cu-ni | — | — | — | | | | |
| | | | | 175.0 | 325.0 | 25.0 | 924.0 | 38.5 | ci | ci-str | ci | — | — | — | | | | |
| | | | | 275.0 | 393.0 | 35.0 | 625.0 | 26.0 | ci-cu | cu-ni | fr-cu | — | — | — | | | | |
| | | | | 334.0 | 60.0 | 260.0 | 762.0 | 31.8 | ci-cu | a-cu | cu-ni | — | 0.0 | 0.0 | | | | |
| | | | | 240.0 | 280.0 | 375.0 | 560.0 | 23.3 | cu-ni | cu-ni | ni | — | — | 0.0 | | | | |
| | | | | 475.0 | 75.0 | 228.0 | 1130.0 | 47.1 | cu-ni | cu-ni | a-str | 0.0 | — | — | | | | |
| | | | | 455.0 | 131.0 | 320.0 | 758.0 | 31.6 | ci-str | ci-cu | fr-str | — | — | — | | | | |
| | | | | 85.0 | 354.0 | 350.0 | 536.0 | 22.3 | cu-ni | ci-str | cu | — | — | — | | | | |
| | | | | 90.0 | 372.0 | 100.0 | 794.0 | 33.1 | cu-ni | fr-cu S | cu SW | — | 0.0 | — | | | | |
| | | | | 476.0 | 210.0 | 425.0 | 948.0 | 39.5 | a-cu SW | fr-cu | ci-str | — | — | — | | | | |
| | | | | 140.0 | 260.0 | 400.0 | 775.0 | 32.3 | ci-str W | fr-ni | ni W | — | 0.0 | 0.0 | | | | |
| | | | | 250.0 | 500.0 | 210.0 | 910.0 | 37.9 | ci-cu | a-cu | | — | — | 3.5 | | | | |
| | | | | 450.0 | 150.0 | 300.0 | **1160.0** | **48.3** | cu-ni SSW | a-cu S | | — | — | — | | | | |
| | | | | 246.5 | 278.0 | 282.9 | 811.8 | 33.8 | | | | 0.0 | 0.0 | 3.5 | | | | |

**TA ARENAS** (H = 4 m) **SEPTIEMBRE 1912** φ = 53° 10′ S λ = 70° 54′ W $h_a$ = 11.2 m

| | | | | | | | | | | | | | | | | | | |
|---|---|---|---|---|---|---|---|---|---|---|---|---|---|---|---|---|---|---|
| 3 -1.0 | 100 | 300 | 120 | 272.5 | 179.4 | 145.0 | 836.4 | 34.8 | cu W, fr-cu W | cu W, cu-ni [str | | — | 0.0 | 0.0 | 0.0 | 0.4 | 0.2 | 1.4 |
| 1 0.4 | 380 | 150 | 60 | 171.2 | 325.0 | 67.0 | 495.6 | 20.6 | ni, str-cu [ci-str | cu-ca, fr-ni W, ci- | | 0.3 | 3.9 | — | 0.2 | 0.2 | 0.2 | 0.8 |
| 8 1.8 | 200 | 340 | 100 | 101.4 | 142.2 | 89.0 | 493.4 | 20.6 | cuW, fr-cuW, ci-cu | fr-ni WNW, fr-str | | — | — | — | 0.2 | 0.5 | 0.4 | 0.6 |
| 0 1.0 | 110 | 125 | 120 | 109.3 | | | 340.5 | 14.2 | fr-ni N, str, ci-str | fr-ni W, str-cu, a- | str | — | 0.0 | 0.0 | 0.0 | 0.2 | 0.2 | 0.9 |
| 7 -1.6 | | 400 | 155 | | 388.2 | 89.0 | | | [str, ci-cu | [str | | 0.0 | 0.0 | 0.1 | 0.2 | 0.2 | 0.4 | 0.6 |
| 4 -1.6 | 95 | 340 | 120 | 115.6 | 202.5 | 187.0 | 592.8 | 24.7 | fr-cuW, a-cu W, ci- | str-cu WSW, str, | ni | — | — | — | 0.4 | 0.2 | 0.4 | 1.0 |
| 5 1.5 | 250 | 220 | 150 | 194.7 | 195.8 | 167.0 | 584.2 | 24.3 | cu W | cu W [a-cu | a-str | 0.7 | — | — | 0.8 | 0.8 | 0.4 | 1.4 |
| 3 1.1 | 300 | 280 | 140 | 266.4 | 152.5 | 68.0 | 629.2 | 26.2 | ni W | cu W, ci [cu, ci-cu | | 6.6 | 0.8 | — | 0.4 | 0.4 | 0.4 | 1.6 |
| 5 -1.4 | 125 | 145 | 400 | 75.0 | 166.0 | 195.0 | 295.5 | 12.3 | fr-ni NW, str-cu | fr-ni WNW, ni, str- | ni W, str | — | 0.0 | — | 0.2 | 0.4 | 0.4 | 1.0 |
| 0 2.5 | 140 | 150 | 0 | 155.2 | 93.4 | 45.0 | 516.2 | 21.5 | cu, str, ci-cu | cu, fr-ni NW, (10) | a-str | 1.8 | — | — | 0.2 | 0.4 | 0.0 | 1.0 |
| 7 -2.0 | **0** | 130 | 110 | 61.5 | 39.2 | 55.0 | 199.9 | 8.3 | ci-str | fr-cu, str-cu WNW | str | — | — | — | 0.2 | 0.2 | 0.0 | 0.6 |
| 1 0.3 | 120 | 0 | 150 | 93.9 | 42.2 | 53.0 | 188.1 | 7.8 | fr-ni WSW, a-str | a-str [ci-str | a-str | — | — | 0.0 | 0.2 | 0.0 | 0.2 | 0.4 |
| 1 -0.5 | 380 | 185 | 190 | 85.9 | 165.5 | 159.0 | **181.1** | **7.5** | cu-ni NW, ci-cu (1) | cu N, fr-ni NW, (11) | | — | 0.0 | — | 0.2 | 0.8 | 0.6 | 0.4 |
| 2 -0.3 | 150 | **1000** | 280 | 128.9 | 228.5 | 313.4 | 453.4 | 18.9 | fr-cu NNW, ci- (2) | fr-cu, ci-str, ci- (12) | fr-cu W, ni | — | — | 0.0 | 0.4 | 0.6 | 0.8 | **1.8** |
| 2 0.5 | 350 | 480 | 280 | 170.2 | 164.1 | 154.0 | 712.1 | 29.7 | ni W, fr-ni NNW (3) | fr-cu W, str-cu (13) | fr-ni WNW, a-str | 0.2 | 0.1 | 0.8 | 0.2 | 0.4 | 0.6 | 1.6 |
| 7 0.9 | 300 | 400 | 300 | 173.1 | 159.6 | 147.0 | 491.2 | 20.7 | ni WNW, str-cu (4) | cu, str-cu W | cu, fr-cu W | 0.3 | 0.1 | — | 0.2 | 0.4 | 0.4 | 1.2 |
| 3 1.5 | 180 | 220 | 150 | 145.2 | 87.6 | 74.0 | 451.8 | 18.8 | fr-cu NW, str-cu (5) | fr-cu WNW, cu- (14) | fr-cu WNW, str-cu | — | 0.0 | 0.0 | 0.4 | 0.4 | 0.3 | 1.2 |
| 9 3.2 | 480 | 600 | | 216.6 | | | 378.2 | 15.6 | cu, fr-cu NNW, (6) | cu, cu-ni WNW. ci- | [WNW | — | 0.0 | — | 0.4 | 0.6 | 0.5 | 1.1 |
| 6 -1.8 | 125 | 800 | 490 | | 193.0 | 223.0 | | | cu, fr-cu WNW, (7) | cu W, ci-str [str | fr-ni | — | — | 1.0 | 0.4 | 0.5 | 0.5 | 1.5 |
| 6 -1.6 | 390 | 500 | 480 | 191.0 | 129.0 | 285.0 | 607.0 | 25.3 | cu-ni WNW, str- (8) | cu WNW, str- (15) | a-str | — | — | 0.0 | 0.2 | 0.4 | 0.6 | 1.2 |
| 2 2.0 | 400 | 290 | **0** | 315.0 | 148.0 | 95.0 | 729.0 | 30.4 | ni W, ci-str | fr-cu SW, str, (16) | str | 0.0 | — | — | 0.8 | 0.6 | 0.2 | **1.8** |
| 7 -0.3 | 130 | 250 | 100 | 126.5 | 72.5 | 59.0 | 369.5 | 15.4 | ni, fr-ni NNW | cu W, str-cu (17) | str, a-cu WSW, ci- | 1.2 | 5.4 | — | 0.0 | 0.2 | 0.6 | 0.8 |
| 1 -1.9 | 60 | 180 | 750 | 76.5 | 258.2 | 299.0 | 208.0 | 8.7 | str-cu NW, a-str, (9) | cu NW, str-cu (18) | a-str [str | — | — | — | 0.0 | 0.4 | 0.8 | 0.8 |
| 0 5.5 | 800 | **1000** | 390 | 492.9 | 294.3 | 285.0 | **1050.1** | **43.8** | fr-cu, str-cu, ci-cu | cu, str, ci-str Bp | a-cu W, ci-str | — | — | — | 0.8 | 0.6 | 0.2 | 2.0 |
| 9 -1.5 | 390 | 900 | 200 | 237.0 | 350.7 | 242.0 | 816.3 | 34.0 | ni | fr-cu W, cu-ni | fr-cu W, str | 0.9 | 1.2 | — | 0.8 | 0.6 | 0.4 | 1.6 |
| 6 -4.1 | 200 | 100 | 150 | 132.7 | 199.8 | 133.0 | 725.4 | 30.2 | cu, fr-cu WSW | cu-ni W, ci-str | cu W, str-cu W | — | 0.0 | — | 0.4 | 0.4 | 0.4 | 1.4 |
| 2 -2.6 | 300 | 250 | 120 | 116.5 | 155.7 | 79.0 | 449.3 | 18.7 | cu, ci-str W, ci | str-cu SW, ci-str | str-cu W, a-cu, ci- | — | — | — | 0.4 | 0.6 | 0.4 | 1.2 |
| 2 -0.5 | 120 | 100 | 180 | 119.6 | 92.4 | 90.0 | 354.3 | 14.8 | ni. | ni | ni [cu | 0.1 | 3.3 | 8.0 | 0.2 | 0.0 | 0.0 | 1.2 |
| 5 -2.8 | 300 | 100 | | 149.5 | | | 331.9 | 13.8 | ni, fr-ni W | fr-ni W, str-cu W | | 4.1 | — | — | 0.2 | 0.4 | 0.2 | **0.2** |
| 9 -1.5 | 100 | 300 | 150 | | 230.3 | 125.0 | | | cu | str-cu W, a-cu W | str | 1.0 | — | — | 0.2 | 0.5 | 0.3 | 0.8 |
| 8 -0.2 | 240 | 341 | 208 | 166.4 | 180.0 | 145.3 | 499.3 | 20.8 | | | | 17.1 | 14.9 | 9.9 | 9.2 | 12.3 | 11.0 | 33.1 |

Las observaciones se efectuaron según hora oficial de Chile (75° de long.)

Alle Beobachtungen nach chilenischer Einheitszeit (75° Länge)

NW, ci. (2) str, ci-cu. (3) a-str. (4) WNW. (5) NW, ci-str. (6) str-cu NNW, ci-str. (7) ci-str. (8) cu WNW. (9) ci-str. (10) str-cu NNW. (11) ci-str Bp. (12) cu, ci. (13) WNW, ci-cu ni NW. (15) cu NW. (16) ci-str Bp. (17) NW, a-cu W, ci-str. (18) WNW, ci-str, ci.

**SAN ISIDRO** (H = 21 m) **SEPTIEMBRE 1912** φ = 53° 48′ S λ = 70° 59′ W $C_g$ = 4

| Dia / Tag | Barómetro Barometer 700 mm + | | | Temperatura del aire Lufttemperatur C° | | | | | Humedad absoluta Absolute Feuchtigkeit mm | | | Humedad relativa Relative Feuchtigkeit % | | | Dirección y fuerza del viento Richtung und Stärke des Windes 0—12 B | | | Nebulosidad Bewölkung 0—10 | | | Agua caída Niederschlag mm | Notas Bemerkungen |
|---|---|---|---|---|---|---|---|---|---|---|---|---|---|---|---|---|---|---|---|---|---|---|
| | 7a | 2p | 9p | 7a | 2p | 9p | Max. | Min. | 7a | 2p | 9p | 7a | 2p | 9p | 7a | 2p | 9p | 7a | 2p | 9p | 7a-7a | |
| 1 | 43.7 | 46.9 | 48.1 | 2.7 | 4.1 | 2.1 | 9.8 | 1.2 | 3.4 | 3.5 | 3.5 | 60 | 56 | 66 | SW 4 | SW 4 | N 3 | $8^2$ | $9^2$ | $2^0$ | 0.0 | ← |
| 2 | 47.5 | 55.4 | 57.8 | 6.4 | 4.2 | 3.9 | 6.8 | 1.9 | 3.7 | 4.2 | 4.8 | 51 | 68 | 78 | SW 4 | SW 4 | C 0 | $10^2$ | $6^2$ | $7^2$ | 0.0 | ●$^1$ y △$^1$ ch, ← |
| 3 | 58.9 | 57.9 | 56.2 | 5.0 | 8.2 | 5.0 | 8.2 | 4.0 | 4.6 | 4.6 | 4.7 | 71 | 57 | 72 | C 0 | C 0 | N 2 | $8^2$ | $8^1$ | $10^2$ | 8.3 | ≡$^2$ 11p30-MN |
| 4 | 50.4 | 46.9 | 46.2 | 2.8 | 3.9 | 3.0 | 5.0 | 2.7 | 5.0 | 5.1 | 5.3 | 89 | 84 | 93 | N 4 | N 5 | N 3 | $10^2$ | $10^2$ | $7^1$ | 2.4 | ●$^0$ 4a-5p40; ≡$^2$ MN-2a |
| 5 | 49.5 | 57.9 | 64.9 | 3.5 | 1.9 | 2.5 | 4.4 | 1.3 | 4.3 | 3.9 | 3.3 | 73 | 75 | 60 | SW 4 | SW 5 | SW 5 | $10^2$ | $8^2$ | $1^1$ | 9.5 | ●$^0$ y ⁎$^1$ ch 2a-4p30 |
| 6 | **67.8** | 61.1 | 55.8 | 2.3 | 7.8 | 6.9 | 8.2 | 2.0 | 3.9 | 4.0 | 4.6 | 72 | 52 | 62 | SW 4 | C 0 | C 0 | $3^0$ | $10^2$ | $6^2$ | 3.6 | ●$^0$, △$^1$ y ⁎$^1$ ch n |
| 7 | 51.8 | 59.4 | 52.5 | 1.5 | 3.9 | 4.3 | 7.0 | 1.5 | 4.6 | 4.2 | 4.1 | 91 | 69 | 66 | SW 6 | SW 4 | SW 5 | $10^2$ | $10^2$ | $10^2$ | 4.6 | ●$^0$ y ⁎ I, ← 3p-11p30 |
| 8 | 45.0 | 52.1 | 55.7 | 3.9 | 5.3 | 3.9 | 6.1 | 3.5 | 4.0 | 4.4 | 4.0 | 65 | 66 | 65 | SW 7 | SW 5 | SW 7 | $8^2$ | $9^2$ | $6^1$ | 20.3 | ●$^1$, △$^1$ y ⁎$^1$ 1a30-7p4 |
| 9 | 53.3 | 50.2 | 49.7 | 3.0 | 7.9 | 5.0 | 8.8 | 3.0 | 5.4 | 5.6 | 6.4 | 95 | 71 | 98 | C 0 | C 0 | C 0 | $10^2$ | $10^1$ | $10^2$ | 3.3 | ●$^0$ 4a10-6a30, p |
| 10 | 51.8 | 55.6 | 54.5 | 5.1 | 6.2 | 5.0 | 8.0 | 4.1 | 5.3 | 5.8 | 5.5 | 82 | 82 | 84 | SW 2 | C 0 | N 2 | $8^1$ | $10^2$ | $7^1$ | 12.8 | ●$^0$ ch 9a45-1p30 |
| 11 | 54.0 | 52.7 | 50.8 | 4.2 | 5.9 | 5.0 | 6.8 | 3.4 | 5.8 | 5.7 | 5.4 | 93 | 83 | 83 | N 3 | N 3 | N 3 | $10^2$ | $7^1$ | 0 | 0.7 | ≡$^1$ 7a-9a40 |
| 12 | 45.8 | 48.1 | 48.1 | 3.1 | 3.2 | 4.0 | 4.4 | 2.4 | 5.5 | 5.4 | 5.3 | 96 | 93 | 87 | N 4 | N 7 | N 2 | $10^2$ | $10^1$ | $8^1$ | — | ≡$^1$ 5a20-9a45 |
| 13 | 48.5 | 49.4 | 50.7 | 4.0 | 8.8 | 6.4 | 9.2 | 3.6 | 3.9 | 4.3 | **6.7** | 64 | 50 | 93 | N 2 | N 3 | N 3 | $2^0$ | $4^0$ | $1^0$ | — | |
| 14 | 52.1 | 51.9 | 51.5 | 4.8 | 9.1 | 4.4 | 9.9 | 2.5 | 4.0 | 3.9 | 5.0 | 62 | 45 | 80 | N 3 | N 3 | SW 2 | $7^2$ | $6^1$ | $5^1$ | — | ≡$^1$ 2p-7p50 |
| 15 | 50.8 | 46.8 | 49.4 | 3.0 | 6.1 | 5.9 | 6.1 | 3.0 | 4.3 | 5.8 | 4.1 | 76 | 83 | 59 | N 3 | N 2 | N 2 | $10^0$ | $10^1$ | $6^0$ | 1.0 | ●$^0$ ch 3a20-4a45 |
| 16 | 47.1 | 47.9 | 48.9 | 2.8 | 3.4 | 3.7 | 6.1 | 2.7 | 4.5 | 4.3 | 3.9 | 79 | 73 | 65 | SW 3 | SW 3 | SW 2 | $7^0$ | $6^0$ | $9^2$ | — | ⁎$^1$ ch 10a-1p30 |
| 17 | 47.2 | 47.5 | 47.0 | 5.9 | 8.7 | 5.2 | 9.2 | 3.4 | 4.2 | 4.8 | 4.8 | 60 | 58 | 72 | SW 3 | C 0 | C 0 | $5^1$ | $7^1$ | $9^2$ | 1.3 | |
| 18 | 43.9 | 42.0 | 43.0 | 5.8 | 8.9 | 5.6 | 9.9 | 3.2 | 4.8 | 5.3 | 5.2 | 70 | 62 | 77 | N 4 | SW 3 | SW 4 | $8^1$ | $5^0$ | $3^0$ | — | |
| 19 | 44.0 | 43.9 | 46.5 | 3.6 | 6.8 | 1.5 | 7.1 | 1.0 | 4.1 | 3.4 | 4.5 | 69 | 46 | 89 | SW 3 | SW 3 | SW 4 | $2^0$ | $4^0$ | $10^2$ | — | ⁎$^1$ ch 6p20-MN |
| 20 | 49.9 | 46.1 | 43.7 | 2.1 | 8.5 | 6.4 | 9.0 | 0.8 | 4.1 | 4.2 | 4.7 | 77 | 51 | 65 | N 2 | N 4 | N 3 | $5^1$ | $8^1$ | $10^2$ | 5.2 | ⁎$^1$ MN-1a30 |
| 21 | 38.7 | 41.4 | 45.3 | 5.0 | 6.8 | 4.4 | 6.8 | 4.0 | 5.5 | 3.6 | 4.3 | 84 | 49 | 68 | SW 4 | SW 5 | SW 4 | $6^0$ | $8^0$ | $10^1$ | — | |
| 22 | 41.9 | 40.8 | 45.9 | 1.4 | 7.3 | 5.0 | 8.1 | 0.4 | 4.9 | 5.0 | 4.7 | 96 | 66 | 72 | SW 3 | SW 3 | SW 4 | $10^1$ | $5^0$ | $10^1$ | 3.1 | ⁎$^2$ MN-7a-20 |
| 23 | 45.0 | 44.0 | 43.0 | 3.4 | 7.7 | 6.4 | 8.0 | 3.0 | 4.5 | 5.2 | 5.3 | 76 | 67 | 73 | SW 3 | SW 4 | SW 4 | $6^1$ | $5^0$ | $4^0$ | 0.0 | |
| 24 | 39.6 | 37.3 | 35.7 | 9.4 | 12.7 | 8.8 | **13.2** | 5.0 | 5.4 | 4.8 | 4.7 | 61 | 44 | 55 | SSW 5 | SW 6 | SW 6 | $10^1$ | $10^1$ | $8^2$ | — | ●$^1$ ch n |
| 25 | 33.3 | 36.4 | 43.1 | 4.8 | 3.2 | 1.1 | 8.1 | 1.0 | 5.4 | 2.9 | 3.9 | 84 | 50 | 79 | SSW 5 | SSW 5 | SW 7 | $4^0$ | $7^2$ | $10^2$ | 4.7 | ●$^0$, ⁎$^1$, △ y ⁄ I-II |
| 26 | 48.1 | 51.6 | 56.3 | 0.4 | 1.2 | 0.2 | 1.7 | -0.9 | 4.1 | 3.9 | 4.6 | 87 | 78 | 98 | SW 6 | SW 7 | SW 7 | $8^2$ | $10^2$ | $10^2$ | 12.8 | ⁎$^1$, △$^1$ y ▲$^1$ ch a inte |
| 27 | 56.4 | 56.1 | 54.5 | 2.4 | 5.0 | 2.8 | 5.2 | -0.5 | 3.4 | 3.8 | 4.1 | 61 | 58 | 72 | SW 7 | SW 7 | SW 5 | $6^1$ | $8^1$ | $10^2$ | 10.7 | ⁎$^1$, △$^1$ 7a-5p30; ⊠ |
| 28 | 47.2 | 35.3 | **28.9** | 2.0 | 0.3 | 1.1 | 2.1 | 0.2 | 3.8 | 4.6 | 5.0 | 71 | 98 | **00** | N 4 | N 4 | N 4 | $10^2$ | $10^2$ | $10^2$ | 1.4 | ⁎$^1$ 7a-10p; ⊠ |
| 29 | 39.0 | 43.9 | 47.9 | -2.8 | -0.6 | -1.8 | 1.6 | **-8.8** | **2.7** | 3.2 | 2.9 | 72 | 73 | 72 | SW 6 | SW 7 | SW 3 | $5^1$ | $8^2$ | $3^0$ | **24.1** | ⁎$^1$ ch 3a30-9p; ⊠ |
| 30 | 52.5 | 54.2 | 57.6 | 0.2 | 4.9 | 1.6 | 5.3 | -1.4 | 3.1 | 3.8 | 3.7 | 67 | 58 | 71 | SW 3 | SW 5 | SW 5 | $7^0$ | $5^0$ | $3^0$ | 6.9 | ⁎$^1$ ch |
| Pro. Mit. | 48.2 | 48.7 | 49.2 | 3.4 | 5.7 | 4.0 | 7.0 | 2.0 | 4.4 | 4.4 | 4.6 | 75 | 66 | 76 | 3.7 | 3.7 | 3.4 | 7.4 | 7.8 | 6.8 | 136.7 | |

**Barómetro reducido a 0°C y a gravedad normal.** **Barometer reduciert auf 0°C und Normals**

ISIDRO (H = 21 m) **SEPTIEMBRE 1912** φ = 53° 48′ S λ = 70° 59′ W $h_a$ = —

| p. a la temp. Temp. Freien C | Velocidad del viento Windgeschwindigkeit m/minuto | | | km | | | | | Nubes (clase y dirección) Wolken (Art und Richtung) | | | Agua caída Niederschlag mm | | | Evaporación Verdunstung mm | | | |
|---|---|---|---|---|---|---|---|---|---|---|---|---|---|---|---|---|---|---|
| x. Min. | 7a | 2p | 9p | 9p-7a | 7a-2p | 2p-9p | 7a-7a | k/1h | 7a | 2p | 9p | 7a | 2p | 9p | 7a | 2p | 9p | 7a-7a |
| | | | | | | | | | cu-ni SW | cu-ni SW | cu N | 0.0 | — | — | | | | |
| | | | | | | | | | cu-ni SW | cu-ni SW | cu-ni SW | 0.0 | 7.1 | 1.2 | | | | |
| | | | | | | | | | cu-ni SW | cu-ni SW | ni SW | — | — | — | | | | |
| | | | | | | | | | ni N | ni N | cu-ni N | 2.4 | 1.9 | 1.2 | | | | |
| | | | | | | | | | cu-ni SW | cu-ni SW | cu SW | 6.4 | 3.0 | 0.6 | | | | |
| | | | | | | | | | cu SW | fr-cu SW | fr-cu SW | — | — | — | | | | |
| | | | | | | | | | cu-ni SW | cu-ni SW | ni SW | 4.6 | 1.2 | 1.1 | | | | |
| | | | | | | | | | cu-ni SW | cu-ni SW | cu-ni SW | 18.0 | 2.1 | 0.3 | | | | |
| | | | | | | | | | ni SW | ni SW | ni SW | 0.9 | — | 2.3 | | | | |
| | | | | | | | | | cu SW | ni SW | cu-ni SW | 10.5 | 0.7 | — | | | | |
| | | | | | | | | | ni N | ni N | | — | — | — | | | | |
| | | | | | | | | | ni N | ni N | cu-ni N | — | — | — | | | | |
| | | | | | | | | | cu NNW | cu-ni N | cu-ni N | — | — | — | | | | |
| | | | | | | | | | cu-ni NW | cu-ni NW | cu-ni SW | — | — | — | | | | |
| | | | | | | | | | ni N | ni N | cu-ni N | 1.0 | — | — | | | | |
| | | | | | | | | | cu-ni SW | cu-ni SW | cu-ni SW | — | 1.3 | — | | | | |
| | | | | | | | | | cu-ni SW | cu-ni SW | str-cu SW | — | — | — | | | | |
| | | | | | | | | | cu-ni SW | cu-ni SW | cu-ni SW | — | — | — | | | | |
| | | | | | | | | | cu SW | ci SW | ni SW | — | — | 1.7 | | | | |
| | | | | | | | | | cu-ni NW | cu-ni NW | fr-ni NW | 3.5 | — | — | | | | |
| | | | | | | | | | cu-ni SW | fr-ni SW, ci-str S | fr-ni SW | — | — | — | | | | |
| | | | | | | | | | fr-ni SW | ci-str SW | fr-ni SW | 3.1 | 0.0 | — | | | | |
| | | | | | | | | | cu-ni SW | cu-ni SW | ci SW | — | — | — | | | | |
| | | | | | | | | | fr-ni SW | fr-ni SW | cu-ni SW | — | — | — | | | | |
| | | | | | | | | | cu-ni SSW | cu-ni SSW | ni SW | 4.7 | 2.4 | 3.1 | | | | |
| | | | | | | | | | cu-ni SW | ni SW | ni SW | 7.3 | 2.4 | 2.1 | | | | |
| | | | | | | | | | cu-ni SW | cu-ni SW | ni SW | 6.2 | 1.4 | 0.0 | | | | |
| | | | | | | | | | ni N | ni N | ni N | — | 9.8 | 5.7 | | | | |
| | | | | | | | | | cu-ni SW | cu-ni SW | cu-ni SW | 8.6 | 1.4 | 1.6 | | | | |
| | | | | | | | | | cu-ni SW | cu-ni SW | cu-ni SW | 3.9 | — | 1.3 | | | | |
| | | | | | | | | | | | | 81.1 | 34.7 | 22.2 | | | | |

Las observaciones se efectuaron según hora oficial de Chile (75° de long.)

Alle Beobachtungen nach chilenischer Einheitszeit (75° Länge).

**ARICA** (H = 10 m) **OCTUBRE 1912** φ = 18° 29′ S λ = 70° 20′ W $C_g$ =-

| Día Tag | Barómetro Barometer 700 mm + 7a | 2p | 9p | Temperatura del aire Lufttemperatur C° 7a | 2p | 9p | Max. | Min. | Humedad absoluta Absolute Feuchtigkeit mm 7a | 2p | 9p | Humedad relativa Relative Feuchtigkeit % 7a | 2p | 9p | Dirección y fuerza del viento Richtung und Stärke des Windes 0—12 B 7a | 2p | 9p | Nebulosidad Bewölkung 0—10 7a | 2p | 9p | Agua caída Niederschlag mm 7a-7a | Notas Bemerkungen |
|---|---|---|---|---|---|---|---|---|---|---|---|---|---|---|---|---|---|---|---|---|---|---|
| 1 | 62.1 | 60.4 | 60.6 | 17.0 | 17.4 | 16.4 | 23.4 | 12.3 | 10.1 | 11.2 | 13.9 | 70 | 76 | **00** | C 0 | SW 4 | SW 2 | 10 | 0 | 10 | — | |
| 2 | 60.3 | 59.5 | 60.1 | 16.0 | 17.4 | 16.2 | 24.2 | **12.2** | 10.7 | 11.2 | 10.6 | 79 | 76 | 77 | SW 2 | SW 4 | SW 2 | 10 | 0 | 10 | — | |
| 3 | 61.4 | 60.5 | 60.9 | 16.2 | 17.2 | 16.4 | 24.4 | 12.3 | 10.6 | 11.4 | 10.7 | 77 | 78 | 77 | SW 1 | SW 4 | SW 1 | 10 | 0 | 10 | — | |
| 4 | 60.1 | **58.0** | 60.9 | 16.2 | 18.4 | 17.0 | 26.0 | 14.0 | 10.6 | 12.1 | 11.5 | 77 | 77 | 80 | C 0 | SW 4 | SW 3 | 4 | 5 | 10 | — | |
| 5 | 61.8 | 60.7 | 61.2 | 17.4 | 19.0 | 17.0 | 25.3 | 13.1 | 11.2 | 12.3 | 10.6 | 76 | 75 | 74 | SW 1 | SW 2 | SW 2 | 10 | 10 | 10 | — | |
| 6 | 61.7 | 59.8 | 60.9 | 18.0 | 18.0 | 17.4 | 26.0 | 14.1 | 11.2 | 12.3 | 11.5 | 73 | 80 | 78 | SW 2 | SW 3 | SW 1 | 10 | 0 | 10 | — | |
| 7 | 60.4 | 59.6 | 61.0 | 17.2 | 18.0 | 17.0 | 24.4 | 13.4 | 11.4 | 10.9 | 10.6 | 78 | 71 | 74 | C 0 | SW 4 | SW 1 | 10 | 3 | 6 | — | |
| 8 | 61.6 | 60.3 | 62.0 | 17.0 | 17.4 | 17.0 | 25.2 | 12.4 | 10.6 | 11.2 | 10.4 | 74 | 76 | 72 | SW 3 | SW 4 | SW 1 | 10 | 0 | 10 | — | |
| 9 | 61.5 | 59.4 | 61.0 | 17.0 | 19.4 | 17.2 | 25.4 | 13.0 | 10.1 | 10.6 | 10.2 | 70 | 63 | 70 | C 0 | SW 4 | C 0 | 10 | 0 | 10 | — | |
| 10 | **63.6** | 62.3 | 63.2 | 17.2 | 19.0 | 17.2 | 25.0 | 13.0 | 11.4 | 11.7 | 11.4 | 78 | 72 | 78 | SW 1 | SW 4 | C 0 | 10 | 0 | 10 | — | |
| 11 | 62.5 | 58.9 | 60.9 | 17.4 | 19.2 | 17.4 | 23.4 | 13.2 | 10.1 | 10.7 | 10.4 | 68 | 64 | 70 | C 0 | S 4 | C 0 | 10 | 0 | 10 | — | |
| 12 | 61.4 | 58.3 | 60.8 | 18.2 | 19.4 | 18.0 | 24.4 | 14.0 | 9.6 | 11.5 | 10.9 | **62** | 68 | 71 | SW 1 | SW 4 | E 1 | 10 | 0 | 10 | — | |
| 13 | 61.6 | 58.8 | 60.7 | 18.0 | 19.2 | 18.2 | 27.0 | 14.3 | 10.9 | 10.7 | 11.0 | 71 | 64 | 71 | SW 1 | SW 4 | SW 2 | 10 | 0 | 10 | — | |
| 14 | 60.0 | 59.5 | 60.5 | 17.4 | 19.0 | 18.0 | 26.2 | 14.0 | 11.2 | 11.7 | 10.9 | 76 | 72 | 71 | SW 2 | SW 4 | SW 1 | 10 | 0 | 10 | — | |
| 15 | 60.3 | 58.6 | 60.9 | 17.2 | 19.0 | 18.0 | 26.0 | 14.0 | 11.4 | 10.8 | 10.9 | 78 | 66 | 71 | SW 1 | SW 4 | E 1 | 10 | 0 | 10 | — | |
| 16 | 61.3 | 58.3 | 60.4 | 18.2 | 19.4 | 18.0 | 25.3 | 13.4 | 11.3 | 11.5 | 11.2 | 71 | 68 | 73 | C 0 | SW 4 | SW 1 | 10 | 0 | 10 | — | |
| 17 | 61.8 | 59.5 | 61.0 | 18.0 | 19.2 | 18.4 | 26.2 | 14.0 | 11.2 | 11.6 | 12.1 | 73 | 70 | 77 | C 0 | SW 4 | NE 1 | 10 | 0 | 10 | — | |
| 18 | 60.1 | 59.1 | 61.1 | 18.4 | 20.0 | 18.2 | 26.0 | 13.4 | 10.6 | 11.1 | 11.0 | 67 | 64 | 71 | C 0 | SW 5 | C 0 | 10 | 0 | 10 | — | |
| 19 | 60.4 | 61.0 | 60.3 | 18.0 | 19.2 | 19.2 | 25.4 | 14.2 | 10.9 | 11.9 | 11.9 | 71 | 72 | 72 | NW 1 | SW 4 | SW 1 | 10 | 0 | 10 | — | |
| 20 | 61.3 | 59.5 | 59.5 | 19.0 | 19.2 | 19.0 | 27.0 | 15.2 | 10.3 | 11.6 | **13.2** | 63 | 70 | 81 | SW 1 | SW 4 | C 0 | 10 | 0 | 10 | — | |
| 21 | 58.9 | 59.1 | 62.2 | 19.2 | 20.4 | 18.0 | 27.2 | 15.0 | 12.2 | 12.6 | 12.3 | 74 | 71 | 80 | C 0 | SW 5 | E 1 | 10 | 0 | 2 | — | |
| 22 | 62.4 | 60.6 | 61.8 | 19.0 | 20.0 | 18.2 | 26.0 | 15.0 | 12.3 | 12.9 | 12.5 | 75 | 74 | 80 | C 0 | S 4 | C 0 | 10 | 0 | 10 | — | |
| 23 | 61.8 | 59.8 | 61.3 | 18.0 | 19.2 | 18.4 | **28.0** | 15.0 | 12.3 | 13.1 | 12.4 | 80 | 79 | 79 | C 0 | SW 4 | SW 1 | 10 | 0 | 10 | — | |
| 24 | 61.6 | 58.8 | 61.8 | 19.0 | 19.4 | 19.0 | 25.2 | 15.1 | 11.7 | 12.0 | **13.2** | 72 | 72 | 81 | C 0 | SW 5 | C 0 | 10 | 0 | 10 | — | |
| 25 | 61.1 | 60.5 | 63.2 | 18.0 | 19.4 | 19.0 | 25.4 | 14.4 | 12.3 | 12.0 | 11.7 | 80 | 72 | 72 | C 0 | SW 4 | SW 2 | 10 | 2 | 10 | — | |
| 26 | 61.9 | 59.4 | 63.0 | 18.4 | 19.2 | 18.2 | 26.2 | 15.0 | 12.1 | 11.6 | 11.0 | 77 | 70 | 71 | C 0 | SW 4 | SW 2 | 10 | 0 | 10 | — | |
| 27 | 61.4 | 58.8 | 61.0 | 17.4 | 19.4 | 18.0 | 26.2 | 14.4 | 11.8 | 12.0 | 10.9 | 80 | 72 | 71 | C 0 | SW 4 | C 0 | 10 | 0 | 10 | — | |
| 28 | 62.4 | 61.7 | 62.5 | 18.0 | 19.2 | 18.0 | 27.2 | 13.2 | 12.3 | 11.9 | 12.3 | 80 | 72 | 80 | C 0 | SW 4 | SW 2 | 10 | 0 | 10 | — | |
| 29 | 60.4 | 60.4 | 62.0 | 18.0 | 19.0 | 18.2 | 27.2 | 13.2 | 10.9 | 11.7 | 12.5 | 71 | 72 | 80 | C 0 | SW 4 | SW 2 | 10 | 0 | 10 | — | |
| 30 | 62.7 | 60.1 | 62.8 | 18.0 | 19.4 | 18.2 | 27.2 | 14.0 | 12.3 | 12.0 | 11.0 | 80 | 72 | 71 | C 0 | SW 5 | SW 2 | 10 | 0 | 10 | — | |
| 31 | 62.7 | 61.7 | 63.0 | 18.0 | 19.2 | 18.2 | 26.2 | 14.4 | 10.9 | 11.9 | 11.0 | 71 | 72 | 71 | C 0 | SW 4 | SW 2 | 10 | 0 | 10 | — | |
| Pro. Mit. | 61.4 | 59.7 | 61.4 | 17.7 | 19.0 | 17.8 | 25.7 | 13.8 | 11.2 | 11.7 | 11.5 | 74 | 72 | 76 | 0.5 | 4.0 | 1.1 | 9.8 | 0.6 | 9.6 | — | |

**IQUIQUE** (H = 10 m) **OCTUBRE 1912** φ = 20° 12′ S λ = 70° 11′ W $C_g$ =—

| | | | | | | | | | | | | | | | | | | | | | | | |
|---|---|---|---|---|---|---|---|---|---|---|---|---|---|---|---|---|---|---|---|---|---|---|---|
| 1 | 63.0 | 60.9 | 61.8 | 15.0 | 19.8 | 16.4 | 22.2 | 12.2 | 10.5 | 10.3 | 11.6 | 83 | 60 | 83 | NW 2 | SW 3 | C 0 | $8^0$ | $2^2$ | $10^1$ | — | |
| 2 | 61.6 | 59.6 | 61.3 | 15.8 | 20.2 | 17.2 | 23.4 | 12.6 | 10.0 | 12.2 | 10.8 | 75 | 69 | 74 | NE 2 | NW 2 | NW 2 | $10^1$ | $10^2$ | $10^2$ | — | |
| 3 | 58.9 | 58.9 | 61.8 | 21.4 | 19.4 | 17.4 | 23.4 | 12.4 | 11.7 | 9.7 | 11.2 | 62 | 58 | 76 | SW 2 | NW 2 | C 0 | $10^1$ | $10^2$ | $6^2$ | — | |
| 4 | 59.9 | 58.5 | 61.9 | 16.8 | 19.8 | 17.8 | 23.6 | 12.0 | 10.8 | 11.8 | 11.0 | 76 | 69 | 72 | SE 2 | SW 3 | E 1 | 0 | $10^1$ | 0 | — | |
| 5 | 61.7 | 60.4 | 63.1 | 17.4 | 18.8 | 17.0 | 23.8 | 12.2 | 13.9 | 12.4 | 12.6 | **94** | 77 | 88 | S 1 | S 3 | SW 3 | $10^1$ | $10^2$ | $10^2$ | 0.0 | ●$^0$ gt 3a40-4a, ●$^0$ 5pl |
| 6 | 62.5 | 59.5 | 61.6 | 16.8 | 19.8 | 16.8 | 21.8 | 14.6 | 11.6 | 11.8 | 11.6 | 81 | 69 | 81 | S 1 | SW 4 | C 0 | $10^2$ | $8^2$ | $10^1$ | 0.0 | [ \|\|\| 9p-9p3 |
| 7 | 61.5 | 59.6 | 62.8 | 16.8 | 19.4 | 17.0 | 22.0 | 13.6 | 10.2 | 12.0 | 11.5 | 72 | 72 | 80 | S 5 | S 4 | SW 2 | $10^2$ | $10^2$ | $10^2$ | — | |
| 8 | 61.3 | 59.4 | 62.9 | 16.0 | 19.0 | 17.0 | 21.4 | 13.2 | 10.7 | 12.0 | 11.5 | 79 | 74 | 80 | C 0 | SW 2 | C 0 | $8^2$ | $8^2$ | $10^1$ | — | |
| 9 | 61.8 | 60.1 | 63.5 | 16.8 | 19.6 | 17.4 | 22.0 | 13.2 | 9.9 | 10.5 | 11.8 | 69 | 61 | 80 | SE 2 | SW 3 | C 0 | $10^1$ | $10^2$ | $10^2$ | — | |
| 10 | 64.0 | 62.5 | 64.0 | 17.0 | 22.4 | 18.0 | 24.0 | 13.4 | 11.5 | 12.7 | 12.3 | 80 | 63 | 80 | WSW 1 | W 3 | C 0 | $10^1$ | $10^2$ | $10^1$ | — | |
| 11 | 62.9 | 60.6 | 62.1 | 17.0 | 20.8 | 17.4 | 22.8 | 13.4 | 11.2 | 13.3 | 11.5 | 78 | 73 | 78 | C 0 | SW 3 | NW 2 | $10^2$ | $10^2$ | 0 | — | |
| 12 | 61.9 | 59.6 | 62.0 | 18.8 | 21.4 | 17.4 | 26.0 | 15.0 | 11.0 | 13.9 | 12.4 | 68 | 74 | 84 | N 2 | SW 4 | SW 3 | $8^0$ | $10^2$ | $10^1$ | — | |
| 13 | 61.4 | 59.6 | 62.1 | 17.8 | 21.0 | 17.0 | 22.8 | 15.2 | 11.3 | 14.2 | 12.6 | 74 | 77 | 88 | C 0 | SW 4 | SW 4 | $10^2$ | $2^2$ | $10^1$ | — | |
| 14 | 60.8 | 59.3 | 61.6 | 16.2 | 20.4 | 17.4 | 22.0 | 15.2 | 11.1 | 13.9 | 11.8 | 81 | 78 | 80 | S 3 | S 4 | SW 1 | $10^1$ | $2^2$ | $10^1$ | — | |
| 15 | 61.5 | **58.4** | 61.3 | 17.0 | 19.8 | 17.4 | 21.8 | 14.8 | 10.6 | 13.3 | 12.4 | 74 | 78 | 84 | C 0 | SSW 3 | N 2 | $10^2$ | 0 | $10^1$ | — | |
| 16 | 63.0 | 59.7 | 62.1 | 17.6 | 22.8 | 18.6 | 25.4 | 15.6 | 11.7 | **15.3** | 12.8 | 78 | 74 | 81 | NW 2 | W 2 | NW 2 | $10^2$ | $10^2$ | $10^2$ | — | |
| 17 | 61.5 | 59.4 | 60.8 | 19.0 | 20.8 | 19.8 | 23.4 | 14.6 | 12.3 | 14.6 | 11.2 | 75 | 75 | 65 | C 0 | SW 3 | SW 2 | $8^1$ | 0 | $10^1$ | — | |
| 18 | 61.2 | 59.1 | 61.3 | 18.4 | 22.0 | 18.6 | 25.6 | 16.4 | 10.6 | 14.8 | 13.1 | 67 | 76 | 83 | SW 1 | WSW 3 | SSW 2 | $10^2$ | $6^2$ | $10^0$ | — | |
| 19 | 60.9 | 59.6 | 61.4 | 19.2 | 22.0 | 18.8 | 24.0 | 16.4 | 12.8 | 14.5 | 13.0 | 77 | 74 | 81 | NW 1 | WSW 2 | S 2 | $10^2$ | $6^2$ | $10^2$ | — | |
| 20 | 60.7 | 59.3 | 61.0 | 18.6 | 20.4 | 17.0 | 24.0 | 15.0 | 11.9 | **8.8** | 13.0 | 75 | **47** | 90 | S 4 | SW 2 | C 0 | $10^1$ | $8^2$ | 0 | — | |
| 21 | 59.9 | 59.2 | 63.6 | 18.0 | 21.0 | 17.0 | 24.0 | 14.6 | 10.9 | 14.8 | 12.6 | 71 | 80 | 88 | SW 2 | SW 2 | SE 1 | $10^1$ | $8^2$ | 0 | — | |
| 22 | 62.6 | 60.8 | 62.7 | 17.6 | 21.4 | 17.6 | 23.0 | 15.4 | 11.1 | 14.9 | 12.6 | 74 | 78 | 84 | S 2 | S 4 | S 3 | 0 | 0 | 0 | — | |
| 23 | 61.7 | 59.4 | 62.2 | 17.4 | 20.8 | 17.4 | 22.8 | 15.2 | 11.5 | 14.9 | 12.7 | 78 | 82 | 86 | S 2 | S 5 | S 1 | $10^2$ | $4^2$ | $2^0$ | — | |
| 24 | 61.6 | 59.6 | 62.6 | 17.8 | 20.8 | 17.4 | 22.8 | 15.0 | 11.0 | 14.3 | 12.7 | 72 | 78 | 86 | SW 2 | SW 3 | SW 2 | $10^1$ | 0 | $2^1$ | — | |
| 25 | 62.9 | 62.2 | 64.7 | 16.2 | 19.8 | 17.4 | 22.8 | 12.2 | 11.7 | 13.9 | 12.4 | 85 | 81 | 84 | E 2 | SW 2 | C 0 | $10^1$ | $10^1$ | $10^1$ | — | |
| 26 | 64.1 | 61.0 | **64.8** | 16.2 | 19.0 | 17.0 | 22.6 | 12.0 | 10.8 | 14.4 | 12.1 | 79 | 88 | 84 | SW 2 | SW 2 | S 2 | $10^1$ | $8^0$ | $8^1$ | — | |
| 27 | 63.2 | 62.6 | 64.0 | 16.8 | 20.2 | 17.6 | 22.8 | 12.0 | 11.0 | 14.3 | 11.7 | 77 | 82 | 78 | NW 2 | NW 2 | SW 2 | 0 | $8^0$ | $10^1$ | — | |
| 28 | 63.2 | 62.3 | 64.0 | 18.0 | 20.2 | 17.4 | 22.8 | 12.0 | 10.9 | 14.6 | 12.4 | 71 | 83 | 84 | S 2 | SW 2 | S 4 | 0 | 0 | $8^0$ | — | |
| 29 | 63.2 | 60.5 | 63.2 | 17.0 | 19.6 | 17.8 | 22.8 | 12.0 | 12.1 | 14.1 | 11.6 | 84 | 83 | 76 | SW 2 | SSW 4 | S 2 | $8^0$ | $10^2$ | $4^2$ | — | |
| 30 | 63.0 | 61.3 | 63.8 | 17.4 | 20.4 | 17.4 | 26.0 | 15.4 | 11.2 | 14.5 | 12.4 | 76 | 82 | 84 | C 0 | SW 3 | C 0 | $10^1$ | $2^0$ | 0 | — | |
| 31 | 62.5 | 62.7 | 64.6 | 17.6 | 20.4 | 16.4 | **26.2** | 13.6 | 11.1 | 10.8 | 12.1 | 74 | 61 | 87 | C 0 | SSW 2 | S 2 | $4^0$ | $10^2$ | $2^2$ | | |
| Pro Mit. | 61.9 | 60.2 | 62.6 | 17.4 | 20.4 | 17.5 | 23.4 | 13.9 | 11.2 | 13.1 | 12.1 | 76 | 73 | 82 | 1.6 | 2.9 | 1.5 | 8.2 | 6.5 | 6.8 | 0.0 | |

Barómetro reducido a 0°C y a gravedad normal.

Barometer reduciert auf 0°C und Normalschw

CA (H = 10 m) **OCTUBRE 1912** φ = 18° 29′ S λ = 70° 20′ W $h_a$ = —

| mp. a la temp. Temp. Freien. C° Hr. Min. | Velocidad del viento Windgeschwindigkeit m/minuto 7a | 2p | 9p | km 9p-7a | 7a-2p | 2p-9p | 7a-7a | k/1h | Nubes (clase y dirección) Wolken (Art und Richtung) 7a | 2p | 9p | Agua caída Niederschlag mm 7a | 2p | 9p | Evaporación Verdunstung mm 7a | 2p | 9p | 7a-7a |
|---|---|---|---|---|---|---|---|---|---|---|---|---|---|---|---|---|---|---|
| | 0 | 350 | 200 | | | | | | a-str | | a-str | — | — | — | | | | |
| | 200 | 400 | 150 | | | | | | a-str | | a-str | — | — | — | | | | |
| | 100 | 400 | 100 | | | | | | a-str | | a-str | — | — | — | | | | |
| | 0 | 400 | | | | | | | ci | ci | a-str | — | — | — | | | | |
| | 150 | 250 | 250 | | | | | | a-str | str | ci | — | — | — | | | | |
| | 200 | 300 | 100 | | | | | | a-str | | a-str | — | — | — | | | | |
| | 0 | 450 | 100 | | | | | | a-str | ci | a-str | — | — | — | | | | |
| | 300 | 450 | 100 | | | | | | a-str | | a-str | — | — | — | | | | |
| | 0 | 450 | 0 | | | | | | a-str | | a-str | — | — | — | | | | |
| | 50 | 450 | 0 | | | | | | a-str | | a-str | — | — | — | | | | |
| | 0 | 450 | 0 | | | | | | a-str | | a-str | — | — | — | | | | |
| | 100 | 450 | 50 | | | | | | a-str | | a-str | — | — | — | | | | |
| | 50 | 450 | 250 | | | | | | a-str | | a-str | — | — | — | | | | |
| | 200 | 450 | 100 | | | | | | a-str | | a-str | — | — | — | | | | |
| | 50 | 400 | 50 | | | | | | a-str | | a-str | — | — | — | | | | |
| | 0 | 400 | 100 | | | | | | a-str | | a-str | — | — | — | | | | |
| | 0 | 475 | 50 | | | | | | a-str | | a-str | — | — | — | | | | |
| | 0 | 500 | 0 | | | | | | a-str | | a-str | — | — | — | | | | |
| | 100 | 400 | 100 | | | | | | a-str | | a-str | — | — | — | | | | |
| | 100 | 450 | 0 | | | | | | a-str | | a-str | — | — | — | | | | |
| | 0 | 500 | 50 | | | | | | a-str | | ci-str | — | — | — | | | | |
| | 0 | 450 | 0 | | | | | | a-str | | a-str | — | — | — | | | | |
| | 0 | 450 | 100 | | | | | | a-str | | a-str | — | — | — | | | | |
| | 0 | 550 | 0 | | | | | | a-str | | a-str | — | — | — | | | | |
| | 0 | 450 | 200 | | | | | | a-str | ci | a-str | — | — | — | | | | |
| | 0 | 450 | 200 | | | | | | a-str | | a-str | — | — | — | | | | |
| | 0 | 450 | 0 | | | | | | a-str | | a-str | — | — | — | | | | |
| | 0 | 450 | 200 | | | | | | a-str | | a-str | — | — | — | | | | |
| | 0 | 450 | 200 | | | | | | a-str | | a-str | — | — | — | | | | |
| | 0 | 500 | 200 | | | | | | a-str | | a-str | — | — | — | | | | |
| | 0 | 450 | 200 | | | | | | a-str | | a-str | — | — | — | | | | |
| | 52 | 422 | 102 | | | | | | | | | — | — | — | | | | |

TIQUE (H=10 m) **OCTUBRE 1912** φ = 20° 12′ S λ = 70° 11′ W $h_a$ = —

| | | | | | | | | | | | | | | | | | | |
|---|---|---|---|---|---|---|---|---|---|---|---|---|---|---|---|---|---|---|
| | | | | | | | | | ci-cu | cu-ni | ni | — | — | — | | | | |
| | | | | | | | | | ni | cu-ni | cu-ni | — | — | — | | | | |
| | | | | | | | | | ni | cu-ni | cu-ni | — | — | — | | | | |
| | | | | | | | | | | a-cu | | — | — | — | | | | |
| | | | | | | | | | ni | cu-ni | ni | 0.0 | — | 0.0 | | | | |
| | | | | | | | | | cu-ni | cu-ni | ni | 0.0 | — | — | | | | |
| | | | | | | | | | cu-ni | cu-ni | ni | — | — | — | | | | |
| | | | | | | | | | cu-ni | cu-ni | ni | — | — | — | | | | |
| | | | | | | | | | ni | cu-ni | ni | — | — | — | | | | |
| | | | | | | | | | ni | cu-ni | ni | — | — | — | | | | |
| | | | | | | | | | cu-ni | cu-ni | | — | — | — | | | | |
| | | | | | | | | | ci-cu | cu-ni | ni | — | — | — | | | | |
| | | | | | | | | | ni | cu | ni | — | — | — | | | | |
| | | | | | | | | | ni | cu-ni | ni | — | — | — | | | | |
| | | | | | | | | | ni | | ni | — | — | — | | | | |
| | | | | | | | | | cu-ni | cu-ni | ni | — | — | — | | | | |
| | | | | | | | | | ni | | ni | — | — | — | | | | |
| | | | | | | | | | fr-ni | cu-ni | ci-cu | — | — | — | | | | |
| | | | | | | | | | cu-ni | cu-ni | ni | — | — | — | | | | |
| | | | | | | | | | ni | fr-str | | — | — | — | | | | |
| | | | | | | | | | ni | cu-ni | | — | — | — | | | | |
| | | | | | | | | | | | | — | — | — | | | | |
| | | | | | | | | | cu-ni | cu-ni | ci-cu | — | — | — | | | | |
| | | | | | | | | | ni | | ci-cu | — | — | — | | | | |
| | | | | | | | | | ni | ni | ci-cu | — | — | — | | | | |
| | | | | | | | | | ni | ci-cu | ci-cu | — | — | — | | | | |
| | | | | | | | | | | ci-cu | ni | — | — | — | | | | |
| | | | | | | | | | | | ci-cu | — | — | — | | | | |
| | | | | | | | | | ci-cu | cu-ni | ni | — | — | — | | | | |
| | | | | | | | | | ni | ci-cu | | — | — | — | | | | |
| | | | | | | | | | ci | cu-ni | ni | — | — | — | | | | |
| | | | | | | | | | | | | 0.0 | — | 0.0 | | | | |

s observaciones se efectuaron según hora oficial de Chile (75° de long.)

Alle Beobachtungen nach chilenischer Einheitszeit (75° Länge)

**ANTOFAGASTA** (H=5 m) **OCTUBRE 1912** φ = 23° 39′ S λ = 70° 25′ W $C_g$ =

| Día / Tag | Barómetro Barometer 700 mm+ | | | Temperatura del aire Lufttemperatur C° | | | | | Humedad absoluta Absolute Feuchtigkeit mm | | | Humedad relativa Relative Feuchtigkeit % | | | Dirección y fuerza del viento Richtung und Stärke des Windes 0—12 B | | | Nebulosidad Bewölkung 0—10 | | | Agua caída Niederschlag mm | Notas Bemerkungen |
|---|---|---|---|---|---|---|---|---|---|---|---|---|---|---|---|---|---|---|---|---|---|---|
| | 7a | 2p | 9p | 7a | 2p | 9p | Max. | Min. | 7a | 2p | 9p | 7a | 2p | 9p | 7a | 2p | 9p | 7a | 2p | 9p | 7a - 7a | |
| 1 | 62.0 | 61.6 | 61.6 | 17.8 | 25.1 | 17.0 | 25.7 | **12.5** | 11.0 | 17.7 | 10.9 | 72 | 75 | 76 | S 2 | SW 2 | S 2 | 2 | 3 | 2 | — | |
| 2 | 59.5 | 59.1 | 59.3 | 17.9 | 25.0 | 17.0 | 25.9 | 13.0 | 11.8 | 18.5 | 11.2 | 77 | 79 | 78 | SW 3 | SW 5 | SW 1 | 1 | 3 | 4 | — | |
| 3 | 59.4 | **58.9** | 59.0 | 18.0 | 25.6 | 17.0 | 26.1 | 12.9 | 10.9 | 18.2 | 10.1 | 71 | 75 | 70 | S 2 | SW 4 | NE 3 | 2 | 5 | 3 | — | |
| 4 | 59.7 | 60.3 | 60.5 | 18.0 | 25.0 | 16.8 | 26.0 | 13.0 | 12.0 | 17.8 | 10.2 | 78 | 76 | 72 | S 2 | SW 3 | SW 2 | 1 | 2 | 4 | — | |
| 5 | 61.4 | 61.1 | 60.8 | 17.6 | 25.0 | 16.0 | 25.9 | 12.8 | 12.0 | 14.3 | 11.0 | 80 | **61** | 81 | SW 4 | SW 6 | SW 1 | 2 | 3 | 7 | — | |
| 6 | 62.8 | 62.3 | 62.9 | 18.1 | 25.0 | 17.0 | 26.3 | 13.2 | 12.0 | 17.5 | 10.4 | 77 | 74 | 72 | SW 3 | S 2 | SW 2 | 3 | 2 | 2 | — | |
| 7 | 61.6 | 61.2 | 61.9 | 17.8 | 25.2 | 17.4 | 26.3 | 13.3 | 11.9 | 17.7 | 10.7 | 78 | 74 | 72 | SW 3 | SW 3 | SW 1 | 2 | 4 | 3 | — | |
| 8 | 62.9 | 61.9 | 62.2 | 17.9 | 25.0 | 17.0 | 26.4 | 13.4 | 11.5 | 18.0 | 10.1 | 76 | 77 | 70 | S 2 | SW 4 | SW 2 | 2 | 4 | 4 | — | |
| 9 | 62.7 | 62.3 | 62.4 | 18.2 | 25.4 | 17.4 | 26.5 | 13.6 | 12.2 | 17.9 | 10.1 | 78 | 75 | 68 | SW 2 | SW 4 | SW 1 | 2 | 3 | 3 | — | |
| 10 | **64.2** | 63 5 | 63.3 | 18.0 | 25.6 | 17.0 | 26.6 | 14.0 | 12.0 | 18.2 | 10.6 | 78 | 75 | 74 | SW 3 | SW 4 | SW 2 | 2 | 2 | 8 | — | |
| 11 | 62.5 | 62.0 | 62.0 | 18.3 | 25.0 | 16.8 | 26.5 | 14.0 | 12.1 | **18.9** | 10.2 | 78 | 80 | 72 | SW 3 | SW 5 | SW 1 | 10 | 10 | 10 | **19.0** | ● |
| 12 | 61.6 | 61.3 | 61.1 | 18.0 | 24.6 | 16.4 | 25.0 | 13.6 | 11.7 | 18.1 | 10.7 | 76 | 79 | 77 | S 2 | SW 4 | SW 2 | 2 | 4 | 3 | — | |
| 13 | 62.7 | 62.3 | 62.5 | 18.5 | 25.0 | 17.0 | 26.7 | 14.0 | 11.7 | 17.8 | 10.6 | 74 | 76 | 74 | SW 3 | SW 5 | SW 3 | 2 | 3 | 4 | — | |
| 14 | 61.6 | 61.3 | 61.0 | 18.4 | 25.2 | 17.2 | 26.5 | 13.9 | 12.1 | 18.4 | 10.7 | 77 | 77 | 73 | S 2 | SW 5 | SW 2 | 3 | 3 | 4 | — | |
| 15 | 62.8 | 61.3 | 61.6 | 18.7 | 25.6 | 17.0 | 26.6 | 14.2 | 12.5 | 18.2 | 10.1 | 78 | 75 | 70 | S 2 | S 4 | SW 2 | 2 | 4 | 6 | — | |
| 16 | 62.7 | 62.2 | 62.2 | 18.6 | 25.0 | 17.2 | **26.8** | 14.3 | 13.1 | 17.8 | 10.4 | **83** | 76 | 71 | S 2 | SW 5 | SW 1 | 2 | 3 | 3 | — | |
| 17 | 63.2 | 62.6 | 61.8 | 18.7 | 25.2 | 17.1 | **26.8** | 14.4 | 12.6 | 18.1 | 10.3 | 79 | 76 | 71 | S 2 | SW 4 | SW 2 | 3 | 2 | 2 | — | |
| 18 | 62.4 | 61.8 | 61.5 | 18.6 | 25.1 | 17.2 | 26.7 | 14.4 | 13.0 | 17.9 | 10.5 | 82 | 76 | 72 | S 1 | SW 3 | SW 2 | 2 | 3 | 3 | — | |
| 19 | 62.0 | 61.5 | 61.3 | 18.8 | 25.0 | 17.0 | 26.3 | 14.5 | 12.4 | 17.8 | 10.8 | 77 | 76 | 75 | S 2 | SW 4 | S 1 | 3 | 2 | 2 | — | |
| 20 | 61.3 | 61.0 | 60.8 | 18.6 | 24.8 | 17.2 | 26.0 | 14.4 | 12.2 | 17.5 | 11.1 | 77 | 76 | 76 | SW 3 | SW 6 | SW 2 | 2 | 3 | 3 | — | |
| 21 | 60.2 | 59.8 | 59.7 | 18.9 | 25.0 | 17.4 | 26.2 | 14.6 | 12.4 | 17.8 | 10.7 | 76 | 76 | 72 | SW 2 | SW 4 | SW 2 | 2 | 2 | 2 | — | |
| 22 | 60.7 | 60.4 | 60.3 | 19.0 | 25.2 | 17.8 | 26.4 | 14.6 | 12.9 | 17.7 | 10.6 | 79 | 74 | 69 | S 1 | SW 3 | SW 1 | 4 | 3 | 3 | — | |
| 23 | 62.6 | 62.3 | 62.1 | 19.2 | 25.4 | 17.8 | 26.6 | 14.7 | 13.1 | 17.9 | **10.0** | 79 | 75 | 66 | SW 2 | SW 4 | SW 2 | 3 | 2 | 2 | — | |
| 24 | 62.7 | 62.4 | 62.5 | 19.0 | 25.4 | 18.0 | 26.5 | 15.1 | 12.6 | 18.3 | 10.2 | 77 | 76 | 65 | SW 2 | SW 5 | SW 2 | 3 | 3 | 3 | — | |
| 25 | 63.1 | 62.6 | 62.6 | 18.9 | 25.0 | 17.6 | 26.6 | 15.0 | 12.9 | 18.5 | 10.4 | 80 | 79 | 69 | SW 2 | SW 4 | SW 1 | 2 | 2 | 4 | — | |
| 26 | 63.3 | 62.9 | 62.8 | 19.2 | 25.0 | 17.8 | 26.4 | 15.2 | 13.1 | 18.5 | 10.1 | 79 | 79 | 67 | S 1 | SW 3 | SW 2 | 3 | 3 | 4 | — | |
| 27 | 63.6 | 63.2 | 63.1 | 19.1 | 25.2 | 17.2 | 26.5 | 15.5 | 12.8 | 18.1 | 10.4 | 78 | 76 | 71 | S 1 | SW 4 | S 1 | 2 | 2 | 5 | — | |
| 28 | 62.9 | 62.4 | 62.3 | 19.0 | 25.4 | 17.0 | 26.7 | 15.3 | 12.6 | 18.3 | 11.2 | 77 | 76 | 78 | S 1 | W 5 | N 2 | 1 | 3 | 3 | — | |
| 29 | 62.4 | 62.0 | 61.8 | 19.3 | 25.0 | 16.9 | 26.6 | 15.5 | 13.0 | 17.8 | 10.7 | 78 | 76 | 75 | SW 2 | SW 3 | N 1 | 2 | 2 | 4 | — | |
| 30 | 63.6 | 63.2 | 63.0 | 19.2 | 25.0 | 16.8 | 26.7 | 15.4 | 12.8 | 17.8 | 10.9 | 77 | 76 | 76 | S 4 | SW 4 | N 2 | 1 | 2 | 3 | — | |
| 31 | 63.4 | 63.0 | 62.9 | 19.0 | 25.8 | 17.3 | 26.5 | 15.5 | 12.6 | 18.1 | 10.7 | 77 | 73 | 73 | S 2 | SW 4 | SW 2 | 2 | 3 | 4 | — | |
| Pro. Mit. | 62.2 | 61.7 | 61.7 | 18.5 | 25.2 | 17.1 | 26.4 | 14.2 | 12.3 | 17.9 | 10.5 | 78 | 76 | 72 | 2.2 | 4.0 | 1.7 | 2.4 | 3.0 | 3.8 | 19.0 | |

**CALDERA** (H=30 m) **OCTUBRE 1912** φ = 27° 03′ S λ = 70° 53′ W $C_g$ =

| | | | | | | | | | | | | | | | | | | | | | | |
|---|---|---|---|---|---|---|---|---|---|---|---|---|---|---|---|---|---|---|---|---|---|---|
| 1 | 62.1 | 60.0 | 60.8 | 13.0 | 17.6 | 15.0 | 18.3 | **13.0** | 9.6 | 11.1 | 11.3 | 87 | 74 | 89 | C 0 | SW 2 | SW 1 | $0^1$ | 0 | 0 | — | |
| 2 | **63.9** | 60.9 | 60.6 | 13.0 | 16.0 | 15.6 | 16.8 | **13.0** | 10.1 | 11.8 | 11.9 | 91 | 87 | 90 | NNE 2 | SW 3 | S 2 | $10^1$ | 0 | $10^1$ | — | |
| 3 | 60.4 | 58.8 | 58.7 | 15.0 | 18.0 | 16.0 | 18.6 | 15.0 | 11.0 | 11.2 | 12.1 | 87 | 73 | 89 | NE 2 | SW 1 | W 1 | $10^1$ | 3 | $10^1$ | — | |
| 4 | 61.1 | 58.8 | 59.6 | 14.8 | 19.8 | 17.2 | **20.6** | 14.8 | 11.3 | 11.1 | 12.5 | 90 | 64 | 86 | N 2 | SW 1 | C 0 | $10^1$ | 0 | 0 | — | |
| 5 | 61.8 | 61.2 | 61.2 | 15.8 | 20.0 | 17.8 | 20.5 | 15.8 | 9.7 | 10.1 | 12.4 | 73 | **57** | 82 | S 1 | SW 1 | SW 1 | 8 | 0 | 0 | — | |
| 6 | 62.7 | 60.8 | 60.8 | 14.8 | 18.2 | 16.2 | 19.0 | 14.8 | **9.4** | 9.6 | 12.0 | 75 | 62 | 87 | C 0 | SW 2 | SW 1 | $10^1$ | 0 | 0 | — | |
| 7 | 61.0 | 60.5 | 61.0 | 13.3 | 17.0 | 15.5 | 17.8 | 13.3 | 11.0 | 11.5 | 12.1 | 97 | 80 | 92 | C 0 | SW 3 | SW 1 | $10^1$ | 0 | $10^1$ | 0.0 | ‖‖ 4a-7a30 |
| 8 | 62.2 | 60.8 | 60.4 | 14.0 | 17.4 | 15.6 | 18.0 | 14.0 | 11.5 | 11.5 | 12.1 | 97 | 78 | 92 | SW 1 | S 3 | SW 1 | $10^1$ | 0 | $10^1$ | 0.0 | |
| 9 | 61.1 | 60.3 | 60.8 | 13.5 | 17.0 | 15.6 | 17.8 | 13.5 | 10.3 | 11.2 | 12.0 | 90 | 78 | 91 | C 0 | SW 1 | S 1 | $10^1$ | $10^0$ | $10^1$ | — | |
| 10 | 63.3 | 63.1 | 62.6 | 14.5 | 18.6 | 16.4 | 19.2 | 14.5 | 10.8 | 11.9 | **13.0** | 88 | 75 | 94 | C 0 | SW 1 | SW 1 | $10^1$ | 2 | $10^1$ | — | |
| 11 | 63.3 | 60.9 | 60.8 | 13.4 | 15.4 | 14.3 | 16.0 | 13.4 | 11.2 | 11.0 | 11.4 | 98 | 85 | 95 | C 0 | S 3 | S 1 | $10^1$ | $10^0$ | $10^0$ | — | |
| 12 | 61.2 | 59.9 | 59.8 | 13.6 | 17.8 | 15.6 | 18.5 | 13.6 | 11.3 | 10.4 | 11.9 | 98 | 68 | 90 | N 4 | S 2 | S 1 | $10^1$ | 10 | $10^1$ | 0.1 | ●$^0$ 6a-7a15 |
| 13 | 61.6 | 60.9 | 60.5 | 14.0 | 17.0 | 15.4 | 17.7 | 14.0 | 10.8 | 10.9 | 11.5 | 92 | 76 | 88 | NW 2 | SW 1 | SW 1 | $10^1$ | $10^1$ | $10^1$ | 0.0 | |
| 14 | 60.7 | 59.5 | 60.0 | 14.0 | 16.8 | 15.3 | 17.5 | 14.0 | 10.8 | 11.2 | 12.0 | 92 | 78 | 92 | C 0 | SW 1 | C 0 | $10^1$ | 6 | $10^1$ | — | |
| 15 | 60.6 | 58.9 | 59.6 | 14.0 | 16.0 | 15.0 | 16.7 | 14 0 | 10.6 | 11.8 | 11.9 | 90 | 87 | 93 | C 0 | C 0 | C 0 | $10^1$ | 10 | $10^1$ | — | |
| 16 | 61.1 | 60.1 | 60.6 | 14.2 | 17.0 | 16.0 | 17.8 | 14.2 | 11.8 | 11.5 | 12.4 | 98 | 80 | 91 | N 2 | W 1 | C 0 | $10^1$ | 2 | $10^1$ | 0.2 | ●$^0$ 5a40-3p |
| 17 | 61.7 | 60.1 | 60.6 | 15.0 | 17.0 | 15.6 | 17.6 | 15.0 | 11.6 | 11.5 | 12.3 | 91 | 80 | 93 | C 0 | SW 1 | S 1 | $10^1$ | $10^0$ | $10^1$ | **0.3** | |
| 18 | 61.4 | 59.8 | 60.5 | 14.2 | 18.0 | 16.0 | 18.5 | 14.2 | 11.2 | 10.9 | 12.1 | 94 | 71 | 89 | N 2 | C 0 | SW 1 | $10^0$ | $10^0$ | $10^0$ | — | |
| 19 | 61.4 | 59.8 | 59.9 | 14.4 | 15.4 | 14.8 | 16.0 | 14.4 | 10.6 | 10.8 | 11.4 | 87 | 83 | 91 | ENE 2 | SW 1 | SW 1 | $10^1$ | $10^0$ | $10^1$ | — | |
| 20 | 61.1 | **58.4** | 58.6 | 14.2 | 16.8 | 15.7 | 17.5 | 14.2 | 10.8 | 11.2 | 12.3 | 91 | 78 | 92 | NW 1 | C 0 | SW 1 | $10^1$ | $10^1$ | $10^1$ | — | |
| 21 | 60.0 | 59.4 | 60.6 | 14.8 | 18.4 | 16.5 | 19.0 | 14.8 | 11.4 | 10.9 | 11.8 | 91 | 69 | 84 | NW 1 | W 1 | W 1 | $10^1$ | 0 | $10^0$ | — | |
| 22 | 63.2 | 61.5 | 61.6 | 14.8 | 19.8 | 17.0 | 20.5 | 14.8 | 10.9 | 10.3 | 11.2 | 87 | 60 | 78 | NE 1 | SW 1 | W 1 | $10^1$ | 0 | 0 | — | |
| 23 | 62.1 | 60.8 | 60.8 | 15.0 | 17.0 | 15.0 | 17.5 | 14.5 | 10.2 | 11.2 | 11.3 | 81 | 78 | 89 | C 0 | S 3 | S 2 | 2 | $10^0$ | 5 | — | |
| 24 | 61.8 | 60.7 | 61.3 | 13.0 | 17.2 | 15.8 | 18.0 | **13.0** | 10.9 | 10.4 | 12.1 | 98 | 71 | 90 | NE 1 | SW 2 | SW 1 | $10^1$ | $10^0$ | 0 | — | |
| 25 | 61.9 | 61.5 | 62.4 | 14.8 | 19.2 | 17.2 | 20.0 | 14.8 | 10.5 | 10.1 | 11.4 | 84 | 61 | 78 | C 0 | SW 1 | SW 1 | $10^1$ | 0 | $10^0$ | — | |
| 26 | **63.9** | 61.5 | 62.1 | 16.0 | 18.2 | 16.3 | 19.0 | 15.8 | **9.4** | 10.5 | 12.2 | 69 | 67 | 88 | C 0 | SW 3 | SW 1 | $10^1$ | 0 | 0 | — | |
| 27 | 63.3 | 60.9 | 61.7 | 15.0 | 18.0 | 16.2 | 18.7 | 15.0 | 9.9 | 11.2 | 12.1 | 78 | 73 | 88 | NE 1 | SW 3 | SW 1 | $10^1$ | 0 | $10^1$ | — | |
| 28 | 63.7 | 61.6 | 62.3 | 15.0 | 18.0 | 16.0 | 18.6 | 15.0 | 10.2 | 10.9 | 12.1 | 81 | 71 | 89 | C 0 | SW 2 | SW 1 | $10^1$ | 0 | $10^1$ | — | |
| 29 | 63.5 | 60.9 | 61.5 | 14.8 | 16.8 | 15.4 | 17.5 | 14.8 | 10.3 | 10.2 | 11.3 | 83 | 72 | 87 | W 1 | S 4 | S 1 | $10^1$ | 0 | 0 | — | |
| 30 | 62.8 | 61.8 | 61.7 | 14.2 | 16.0 | 15.0 | 16.7 | 14.2 | 10.4 | 11.0 | 11.3 | 87 | 81 | 89 | NW 1 | SW 2 | SW 1 | $10^1$ | $10^0$ | $10^1$ | 0.0 | ‖‖ $^0$ 5a45-8a |
| 31 | 62.0 | 61.0 | 61.7 | 14.2 | 16.6 | 15.0 | 17.2 | 14.2 | 9.5 | 12.3 | 11.6 | 79 | 87 | 91 | C 0 | SW 1 | SW 1 | 10 | $10^0$ | $10^1$ | 0.0 | |
| Pro. Mit. | 62.0 | 60.5 | 60.8 | 14.3 | 17.5 | 15.8 | 18.2 | 14.3 | 10.6 | 11.0 | 11.9 | 88 | 74 | 89 | 0.9 | 1.6 | 1.0 | 9.4 | 4.6 | 7.3 | 0.6 | |

Barómetro reducido a 0°C y a gravedad normal.

Barometer reduciert auf 0°C und Normals

**OFAGASTA** (H = 5 m) **OCTUBRE 1912** φ = 23° 39′ S λ = 70° 25′ W $h_a$ = —

| ap. a la Temp. Temp. Freien. C° | Velocidad del viento Windgeschwindigkeit | | | | | | | | Nubes (clase y dirección) Wolken (Art und Richtung) | | | Agua caída Niederschlag | | | Evaporación Verdunstung | | | |
|---|---|---|---|---|---|---|---|---|---|---|---|---|---|---|---|---|---|---|
| | m/minuto | | | km | | | | | | | | mm | | | mm | | | |
| x. Min. | 7a | 2p | 9p | 9p-7a | 7a-2p | 2p-9p | 7a-7a | k/1h | 7a | 2p | 9p | 7a | 2p | 9p | 7a | 2p | 9p | 7a-7a |
| | | | | | | | | | cu | fr-str | fr-ni | | | | 0.2 | 0.8 | 0.4 | **1.0** |
| | | | | | | | | | str | str | fr-str | | | | 0.3 | 0.9 | 0.3 | 1.5 |
| | | | | | | | | | str | str | fr-str | | | | 0.3 | 1.1 | 0.2 | 1.5 |
| | | | | | | | | | fr-str | fr-str | str | | | | 0.3 | 0.8 | 0.3 | 1.6 |
| | | | | | | | | | cu-ni | str | fr-ni | | | | 0.4 | 0.9 | 0.4 | 1.5 |
| | | | | | | | | | str | fr-str | str | | | | 0.2 | 0.7 | 0.6 | 1.5 |
| | | | | | | | | | str | cu-ni, str | fr-ni | | | | 0.3 | 0.8 | 0.3 | 1.6 |
| | | | | | | | | | str | fr-str | fr-str | | | | 0.2 | 0.7 | 0.4 | 1.3 |
| | | | | | | | | | cu-ni | fr-str | fr-ni | | | | 0.2 | 0.8 | 0.3 | 1.3 |
| | | | | | | | | | fr-str | ci | str | | | | 0.1 | 1.0 | 0.4 | 1.2 |
| | | | | | | | | | fr-str | fr-ni | fr-str | | | | 0.3 | 1.1 | 0.5 | 1.7 |
| | | | | | | | | | str | str | fr-str | | | | 0.2 | 0.9 | 0.2 | 1.8 |
| | | | | | | | | | fr-str | fr-str | fr-ni | | | | 0.2 | 0.8 | 0.4 | 1.3 |
| | | | | | | | | | cu-ni | str | fr-str | | | | 0.3 | 0.7 | 0.3 | 1.5 |
| | | | | | | | | | str | fr-str | fr-ni | | | | 0.2 | 0.9 | 0.4 | 1.2 |
| | | | | | | | | | fr-str | str | str | | | | 0.2 | 0.8 | 0.4 | 1.5 |
| | | | | | | | | | str | cu | fr-str | | | | 0.2 | 0.8 | 0.3 | 1.4 |
| | | | | | | | | | str | fr-str | str | | | | 0.2 | 0.9 | 0.4 | 1.3 |
| | | | | | | | | | str | str | fr-str | | | | 0.1 | 0.8 | 0.3 | 1.4 |
| | | | | | | | | | cu | fr-ni | str | | | | 0.3 | 1.3 | 0.5 | 1.4 |
| | | | | | | | | | fr-str | str | str | | | | 0.2 | 0.8 | 0.4 | **2.0** |
| | | | | | | | | | cu-ni | fr-str | str | | | | 0.3 | 0.9 | 0.6 | 1.5 |
| | | | | | | | | | fr-str | fr-ni | str | | | | 0.2 | 0.9 | 0.3 | 1.7 |
| | | | | | | | | | str | fr-str | fr-ni | | | | 0.2 | 1.0 | 0.4 | 1.4 |
| | | | | | | | | | fr-str | str | fr-str | | | | 0.2 | 0.8 | 0.5 | 1.6 |
| | | | | | | | | | cu | str | fr-str | | | | 0.2 | 0.9 | 0.4 | 1.5 |
| | | | | | | | | | fr-ni | str | str | | | | 0.2 | 0.8 | 0.6 | 1.5 |
| | | | | | | | | | str | fr-str | str | | | | 0.1 | 0.7 | 0.6 | 1.5 |
| | | | | | | | | | fr-ni | str | str | | | | 0.2 | 0.8 | 0.4 | 1.5 |
| | | | | | | | | | fr-ni | str | fr-ni | | | | 0.2 | 0.8 | 0.5 | 1.4 |
| | | | | | | | | | str | str | fr-str | | | | 0.3 | 0.9 | 0.5 | 1.6 |
| | | | | | | | | | | | | | | | 7.0 | 26.8 | 12.5 | 45.7 |

**DERA** (H = 30 m) **OCTUBRE 1912** φ = 27° 03′ S λ = 70° 53′ W $h_a$ = 28 m

| | | | | | | | | | | | | | | | | | | |
|---|---|---|---|---|---|---|---|---|---|---|---|---|---|---|---|---|---|---|
| 0 | 280 | 90 | 39.8 | 66.5 | 43.0 | 226.3 | 9.4 | | | | | — | — | — | | | | |
| 420 | 760 | 320 | 76.5 | 96.4 | 46.0 | 186.0 | 7.8 | ni ENE | | ni S | | — | — | — | | | | |
| 340 | 80 | 100 | 87.0 | 41.8 | 43.2 | 229.4 | 9.6 | ni NE | cu SW | ni W | | — | — | — | | | | |
| 280 | 90 | 0 | 86.0 | 32.1 | 18.0 | 171.0 | 7.1 | ni N | | | | — | — | — | | | | |
| 60 | 80 | 60 | 60.0 | 37.5 | 26.2 | 110.1 | 4.6 | cu-ni S | | | | — | — | — | | | | |
| 0 | 260 | 90 | 42.5 | 73.0 | 36.0 | 106.2 | 4.4 | ni | | | | — | — | — | | | | |
| 0 | 420 | 120 | 46.0 | 94.8 | 40.0 | 155.0 | 6.5 | ni | | ni SW | | — | — | — | | | | |
| 80 | 480 | 120 | 50.0 | 99.0 | 41.8 | 184.8 | 7.9 | ni SW | | ni SW | | — | — | — | | | | |
| 0 | 80 | 90 | 52.0 | 42.0 | 32.5 | 192.8 | 8.0 | ni | ni SW | ni S | | — | — | — | | | | |
| 0 | 120 | 40 | 46.0 | 52.0 | 48.2 | 120.5 | 5.0 | ni | cu SW | ni SW | | — | — | — | | | | |
| 0 | 420 | 80 | 50.0 | 99.9 | 52.0 | 150.2 | 6.3 | ni | ni S | ni S | | — | — | — | | | | |
| 500 | 220 | 60 | 121.0 | 64.0 | 40.0 | 272.9 | 11.4 | ni N | ni S | ni S | | 0.1 | 0.0 | — | | | | |
| 180 | 60 | 80 | 70.0 | 32.5 | 42.0 | 174.0 | 7.2 | ni NW | ni SW | ni SW | | — | — | — | | | | |
| 0 | 60 | 0 | 39.8 | 21.8 | 22.5 | 114.3 | 4.8 | ni | cu-ni SW | ni | | — | — | — | | | | |
| 0 | 0 | 0 | 45.0 | 32.0 | 24.0 | 89.3 | 3.7 | ni | ni | ni | | — | — | — | | | | |
| 180 | 60 | 0 | 53.2 | 23.8 | 19.0 | 109.2 | 4.6 | ni N | cu W | ni | | 0.2 | 0.3 | — | | | | |
| 0 | 100 | 80 | 43.0 | 38.4 | 27.5 | 85.8 | 3.6 | ni | ni SW | ni S | | — | — | — | | | | |
| 380 | 0 | 80 | 92.5 | 38.5 | 45.0 | 158.4 | 6.6 | ni N | ni | ni SW | | — | — | — | | | | |
| 240 | 90 | 50 | 99.0 | 42.3 | 39.8 | 182.5 | 7.6 | ni ENE | ni SW | ni SW | | — | — | — | | | | |
| 100 | 0 | 80 | 65.0 | 25.0 | 22.2 | 147.1 | 6.1 | ni NW | ni | ni SW | | — | — | — | | | | |
| 120 | 40 | 30 | 49.8 | 22.5 | 15.8 | 97.0 | 4.0 | ni NW | | ni W | | — | — | — | | | | |
| 80 | 60 | 80 | 46.0 | 27.5 | 32.5 | **84.3** | **3.5** | ni NE | | | | — | — | — | | | | |
| 0 | 580 | 320 | 40.0 | 99.2 | 65.0 | 100.0 | 4.2 | cu | ni S | ci-cu S | | — | — | — | | | | |
| 40 | 120 | 40 | 58.5 | 73.2 | 42.5 | 222.7 | 9.3 | ni NE | ni SW | | | — | — | — | | | | |
| 0 | 80 | 60 | 44.5 | 30.0 | 42.0 | 160.2 | 6.7 | ni | | ni SW | | — | — | — | | | | |
| 0 | 480 | 40 | 43.0 | 91.0 | 31.0 | 115.0 | 4.8 | ni | | | | — | — | — | | | | |
| 50 | 390 | 80 | 50.5 | 95.0 | 42.2 | 172.5 | 7.2 | ni NE | | ni SW | | — | — | — | | | | |
| 0 | 200 | 60 | 31.5 | 72.0 | 24.5 | 168.7 | 7.0 | ni | | ni SW | | — | — | — | | | | |
| 60 | **800** | 60 | 46.0 | 124.0 | 108.0 | 142.5 | 5.9 | ni W | | | | — | — | — | | | | |
| 80 | 170 | 80 | 44.5 | 49.0 | 29.0 | **276.5** | **11.5** | ni NW | ni SW | ni SW | | 0.0 | 0.0 | — | | | | |
| 0 | 100 | 60 | 42.0 | 36.0 | 28.0 | 120.0 | 5.0 | ni | ni SW | ni SW | | — | — | — | | | | |
| 103 | 215 | 79 | 56.8 | 57.2 | 37.7 | 155.6 | 6.5 | | | | | 0.3 | 0.3 | — | | | | |

Observaciones se efectuaron según hora oficial de Chile (75° de long.)

Allen Beobachtungen nach chilenischer Einheitszeit (75° Länge).

**ISLA DE PASCUA** (H=30 m) **OCTUBRE 1912** φ = 27° 10′ S λ = 109° 26′ W $C_g$ =

| Dia Tag | Barómetro Barometer 700 mm + 7a | 2p | 9p | Temperatura del aire Lufttemperatur C° 7a | 2p | 9p | Max. | Min. | Humedad absoluta Absolute Feuchtigkeit mm 7a | 2p | 9p | Humedad relativa Relative Feuchtigkeit % 7a | 2p | 9p | Dirección y fuerza del viento Richtung und Stärke des Windes 0—12 B 7a | 2p | 9p | Nebulosidad Bewölkung 0—10 7a | 2p | 9p | Agua caída Niederschlag mm 7a-7a | Notas Bemerkungen |
|---|---|---|---|---|---|---|---|---|---|---|---|---|---|---|---|---|---|---|---|---|---|---|
| 1 | 62.1 | 60.8 | 61.4 | 16.8 | 18.9 | 15.8 | 20.3 | 14.6 | 10.2 | 12.0 | 10.8 | 71 | 74 | 81 | SSE 2 | SSE 3 | C | 5 | 9 | 10 | **7.1** | ⊅⁰ |
| 2 | 62.1 | 60.8 | 61.8 | 16.2 | 20.7 | 16.3 | 21.0 | **18.0** | 10.5 | 12.0 | 11.3 | 76 | 66 | 82 | SSE 1 | SSW 2 | S | 1 | 3 | 1 | — | ⊅² |
| 3 | *61.4* | *60.1* | 61.1 | *17.0* | *19.5* | 17.6 | 21.8 | 13.2 | *12.0* | *11.0* | 11.8 | *83* | *65* | 79 | N 1 | W 2 | W | 7 | 3 | 3 | — | ⊅⊅² |
| 4 | *60.0* | *58.4* | 59.3 | *18.5* | *20.7* | 18.8 | 22.8 | 16.7 | *12.2* | *13.5* | 14.3 | *77* | *74* | 88 | NW 2 | WNW 7 | W | 5 | 7 | 4 | — | ⊅⊅² |
| 5 | *58.9* | 57.8 | 59.4 | *19.7* | 22.6 | 19.2 | 23.7 | 18.1 | *15.3* | **18.0** | 15.8 | *89* | 88 | 95 | NW 4 | NW 3 | NW | 7 | 2 | 1 | — | ⊅¹ |
| 6 | 59.7 | 59.0 | 59.4 | 19.6 | 21.3 | 19.0 | 22.4 | 18.2 | 16.1 | 17.1 | 15.8 | 95 | 91 | **96** | NW 4 | SW 2 | W | 7 | 10 | 10 | — | ●² ch 2; ⊅² |
| 7 | 58.0 | **57.2** | 58.9 | 19.7 | 21.6 | 18.8 | 23.0 | 18.3 | 16.5 | 17.7 | 14.6 | **96** | 93 | 90 | W 4 | W 6 | W | 6 | 9 | 8 | 1.9 | ●¹ ch 1; ⊅¹ |
| 8 | 59.5 | *61.1* | 62.8 | 16.6 | *18.5* | 14.6 | 21.6 | 14.3 | 11.4 | *9.3* | 10.5 | 81 | *59* | 85 | C 0 | W 3 | S | 5 | 5 | 2 | 0.4 | ⊅⊅² |
| 9 | *63.5* | *64.1* | 65.2 | *15.8* | *17.4* | 15.2 | 21.7 | 13.8 | **7.5** | *8.3* | 10.8 | *56* | *56* | 84 | SSE 2 | SSE 3 | SE | 7 | 8 | 1 | — | ⊅⊅¹ |
| 10 | *64.2* | 63.0 | 65.4 | *18.7* | 22.4 | 20.5 | 23.9 | 14.3 | *14.3* | 17.5 | 15.9 | *89* | 87 | 89 | | N 4 | | | | 10 | — | ⊅⊅² |
| 11 | 64.7 | 63.9 | 64.0 | 20.2 | 23.5 | 18.9 | 24.1 | 14.5 | 15.2 | 17.6 | 14.6 | 86 | 82 | 90 | C 0 | N 4 | NE | 9 | 7 | 3 | — | ⊅¹ |
| 12 | *63.4* | 62.9 | 63.2 | *18.9* | *19.3* | 18.9 | 23.6 | 18.0 | *14.6* | *12.9* | 14.4 | *90* | *77* | 88 | N 3 | | N | 4 | | 2 | — | ●⁰ ch; ⊅² |
| 13 | 62.6 | 62.1 | 62.2 | 19.7 | 23.8 | 19.5 | 24.4 | 17.3 | 15.4 | 16.8 | 14.3 | 90 | 77 | 85 | N 3 | NW 3 | NW | 5 | 3 | 1 | 0.1 | ⊅⊅² |
| 14 | *61.1* | *60.7* | 61.8 | *20.4* | *22.1* | 20.3 | **25.2** | 18.7 | *14.3* | *14.1* | 15.9 | *80* | *71* | 90 | | NW 4 | NW | | 5 | 7 | — | ⊅⊅: |
| 15 | *62.6* | *63.3* | 65.2 | *19.0* | *19.5* | 17.4 | 25.1 | 16.7 | *12.2* | *11.7* | 11.1 | *75* | *69* | 75 | | | SE | | | 10 | 0.1 | ●⁰ ch, ●¹ ch |
| 16 | *65.0* | *64.9* | 64.8 | *17.5* | *19.3* | 17.7 | 21.5 | 16.7 | *10.7* | *9.2* | 11.5 | *72* | *55* | 76 | | | SE | | | 5 | 1.2 | ●¹ ch; ⊅⁰ |
| 17 | *64.5* | *63.6* | 64.3 | *18.7* | *20.1* | 18.4 | 22.4 | 16.0 | *13.2* | *12.8* | 13.8 | *82* | *73* | 87 | | | SE | | | 10 | — | — |
| 18 | *64.3* | *63.6* | 65.4 | *18.9* | *21.0* | 19.2 | 24.2 | 16.6 | *14.1* | *8.7* | 13.2 | *86* | **47** | 80 | | | ESE | | | 9 | — | — |
| 19 | *65.4* | 65.1 | 66.0 | *20.2* | 21.9 | 17.7 | 22.6 | 16.7 | *13.9* | 14.3 | 13.3 | *79* | 73 | 88 | | ESE 4 | ESE | | 3 | 2 | — | — |
| 20 | 65.2 | 64.5 | 64.8 | 19.2 | 22.4 | 17.4 | 23.3 | 14.4 | 12.0 | 12 6 | 12.6 | 72 | 63 | 85 | ESE 2 | ESE 4 | SSE | 2 | 3 | 2 | — | ⊅² |
| 21 | 64.0 | 63.5 | 64.5 | 17.6 | 21.4 | 17.6 | 23.3 | 14.5 | 9.8 | 13.1 | 11.6 | 65 | 69 | 77 | SSE 3 | SE 4 | SE | 3 | 2 | 2 | — | ⊅¹ |
| 22 | 63.8 | 63.6 | 64.0 | 17.8 | 21.7 | 17.5 | 22.4 | 15.6 | 12.7 | 14.0 | 12.7 | 83 | 72 | 85 | SSE 2 | SE 4 | SE | 8 | 6 | 3 | — | ●¹ ch; ⊅⁰; ⌒ 8a |
| 23 | 63.3 | *62.9* | 63.2 | 17.4 | *19.8* | 16.6 | 22.6 | 15.1 | 13.1 | *10.5* | 11.9 | 89 | *61* | 85 | SE 1 | ESE 6 | SE | 8 | 6 | 8 | 0.9 | ⊅² |
| 24 | 62.5 | 61.5 | 62.5 | 17.9 | 24.2 | 18.0 | 25.0 | 16.0 | 14.4 | 17.6 | 14.1 | 94 | 78 | 92 | C 0 | N 4 | N | 7 | 5 | 9 | 0.5 | ●¹ ch; ⊅² |
| 25 | 61.9 | *61.7* | 62.5 | 18.8 | *21.0* | 19.6 | 23.8 | 17.2 | 15.1 | *17.1* | 15.8 | 94 | *92* | 93 | C 0 | N 4 | N | 5 | 5 | 6 | 6.9 | ●² ch |
| 26 | 62.2 | 62.7 | 63.8 | 19.6 | 22.8 | 19.7 | 24.0 | 19.1 | 15.8 | 17.9 | 16.0 | 93 | 87 | 94 | C 0 | NW 4 | NW | 7 | 8 | 7 | 5.3 | ⊅² |
| 27 | 64.0 | 63.0 | 65.3 | 19.2 | 21.3 | 18.4 | 21.5 | 18.0 | 15.7 | 15.8 | 14.3 | 95 | 84 | 91 | C 0 | SSE 4 | SSE | 8 | 8 | 10 | 0.5 | ● ch |
| 28 | 66.0 | 66.8 | 67.8 | 18.2 | 21.2 | 17.8 | 22.0 | 17.0 | *12.3* | *12.8* | *12.0* | *79* | *68* | *79* | SE 4 | SE 5 | SE | 10 | 9 | 2 | 1.2 | ⊅⁰ |
| 29 | 68.3 | 69.0 | 69.9 | 17.6 | 21.3 | 18.0 | 22.0 | 16.5 | *11.6* | *12.9* | *12.3* | *77* | *68* | *80* | SE 5 | SE 5 | SE | 9 | 8 | 5 | 0.2 | ●⁰ ch; ⊅⁰ |
| 30 | 70.3 | 70.4 | **70.7** | 18.4 | 21.1 | 19.2 | 22.0 | 17.2 | *11.2* | *11.6* | *12.2* | *71* | *62* | *74* | SE 3 | ESE 5 | SE | 9 | 5 | 10 | — | ⊅⁰ |
| 31 | 70.2 | 69.6 | 69.9 | 16.8 | 21.0 | 17.8 | 22.4 | 16.4 | *10.3* | *13.7* | *13.6* | *72* | *74* | *90* | SE 4 | SE 3 | | 10 | 5 | | — | ⊅⁰ |
| Pro. Mit. | 63.4 | 63.0 | 63.9 | 18.4 | 21.1 | 18.1 | 22.9 | 16.2 | 13.0 | 13.7 | 13.3 | 82 | 73 | 86 | 2.1 | 3.9 | | 6.4 | 5.8 | 5.4 | 26.3 | |

**COPIAPO** (H=370 m) **OCTUBRE 1912** φ = 27° 22′ S λ = 70° 21′ W $C_g$ =

| | | | | | | | | | | | | | | | | | | | | | | |
|---|---|---|---|---|---|---|---|---|---|---|---|---|---|---|---|---|---|---|---|---|---|---|
| 1 | 30.1 | 26.0 | 27.1 | 11.8 | 29.2 | 14.5 | | | 7.2 | 8.6 | 8.5 | 69 | **29** | 69 | C 0 | NW 2 | C 0 | 0 | 0 | 0 | — | |
| 2 | 25.5 | **28.5** | 25.6 | 15.6 | 29.4 | 13.8 | | | **5.8** | 9.0 | 9.6 | 40 | **29** | 81 | C 0 | NW 4 | NW 3 | 0 | 0 | 0 | — | |
| 3 | 27.1 | 24.6 | 26.2 | 12.4 | 24.2 | 13.8 | | | 9.6 | 10.0 | 9.6 | 89 | 45 | 81 | C 0 | NW 2 | C 0 | 10 | 0 | 2 | — | ⫼⁰ 7a-7a30 |
| 4 | 28.3 | 24.9 | 29.2 | 13.1 | 24.0 | 14.4 | | | 10.2 | 10.4 | 9.3 | 90 | 47 | 76 | C 0 | NW 4 | C 0 | 10 | 1 | 0 | 0.0 | |
| 5 | 28.8 | 26.7 | 28.8 | 14.8 | 24.2 | 13.8 | | | 9.1 | 9.7 | 9.1 | 72 | 43 | 77 | SE 1 | NW 3 | NW 2 | 2 | 2 | 0 | — | |
| 6 | 29.8 | 25.9 | 27.0 | 12.0 | 24.8 | 13.0 | | | 8.9 | 9.7 | 9.3 | 84 | 42 | 83 | NW 1 | NW 3 | C 0 | 10 | 0 | 0 | — | |
| 7 | 28.4 | 25.1 | 28.4 | 12.6 | 24.6 | 13.2 | | | 9.5 | 10.7 | 9.4 | 87 | 46 | 83 | C 0 | NW 2 | NW 2 | 10 | 0 | 4 | — | ⫼⁰ I |
| 8 | 29.5 | 26.0 | 28.3 | 13.8 | 25.2 | 13.1 | | | 9.1 | 10.9 | 9.7 | 77 | 46 | 86 | C 0 | NW 3 | NW 1 | 10 | 0 | 0 | 0.0 | |
| 9 | 27.7 | 24.9 | 28.9 | 11.6 | 26.2 | 13.4 | | | 9.2 | 10.7 | 10.0 | 90 | 42 | 87 | C 0 | NW 3 | NW 1 | 0 | 0 | 0 | — | ≡ 1 |
| 10 | 29.7 | 27.5 | 29.9 | 11.5 | 24.5 | 14.2 | | | 9.3 | 10.3 | 10.3 | 92 | 45 | 86 | C 0 | NW 2 | C 0 | 3 | 1 | 0 | — | |
| 11 | 28.7 | 24.7 | 26.9 | 13.7 | 25.2 | 13.2 | | | 10.1 | 11.1 | 9.6 | 86 | 46 | 85 | C 0 | NW 3 | NW 1 | 1 | 0 | 0 | — | |
| 12 | 28.3 | 24.3 | 27.8 | 11.4 | 25.4 | 13.6 | | | 9.2 | 10.3 | 9.7 | 91 | 43 | 83 | NW 4 | NW 3 | C 0 | 10 | 2 | 0 | — | |
| 13 | 28.5 | 26.0 | *27.0* | 13.2 | 23.8 | *12.9* | | | 9.4 | 11.1 | *10.2* | 83 | 50 | *93* | C 0 | NW 2 | | 10 | 0 | | — | |
| 14 | 27.5 | 24.7 | 26.4 | 13.6 | 26.6 | 13.2 | | | 9.7 | 11.1 | 9.9 | 83 | 43 | 87 | C 0 | NW 2 | NW 1 | 0 | 0 | 0 | — | |
| 15 | 27.1 | 23.6 | 25.1 | 12.2 | 27.4 | 14.4 | | | 9.9 | **12.5** | 10.2 | 93 | 46 | 84 | NW 3 | NW 3 | NW 1 | 10 | 0 | 0 | — | |
| 16 | 28.0 | 26.1 | 26.7 | 12.6 | 23.4 | 14.8 | | | 10.2 | 12.0 | 10.3 | 93 | 56 | 82 | NW 2 | NW 3 | NW 2 | 10 | 0 | 8 | — | |
| 17 | 28.6 | 25.9 | 27.0 | 14.2 | 22.4 | 13.2 | | | 10.6 | 11.8 | 9.9 | 88 | 58 | 87 | C 0 | NW 2 | NW 2 | 10 | 0 | 0 | — | |
| 18 | 28.1 | 26.7 | 26.9 | 12.8 | 25.0 | 14.6 | | | 10.1 | 11.9 | 10.4 | 91 | 50 | 84 | C 0 | NW 4 | NW 1 | 10 | 0 | 8 | — | |
| 19 | 28.5 | 25.6 | 26.7 | 14.0 | 23.2 | 13.4 | | | 10.4 | 11.6 | 9.8 | 87 | 55 | 85 | C 0 | NW 3 | C 0 | 10 | 0 | 0 | — | |
| 20 | 27.5 | 24.5 | 26.4 | 13.2 | 22.6 | 14.6 | | | 9.9 | 11.7 | 9.9 | 87 | 57 | 80 | C 0 | NW 2 | NW 1 | 10 | 0 | 0 | — | |
| 21 | *30.6* | 27.4 | 29.1 | 14.0 | 24.5 | 14.2 | | | 10.4 | 12.1 | 9.9 | 87 | 53 | 82 | C 0 | NW 1 | NW 1 | 10 | 4 | 0 | — | |
| 22 | *30.7* | 27.4 | 28.9 | 13.5 | 25.2 | 14.0 | | | 10.3 | 10.9 | 9.7 | 89 | 46 | 81 | C 0 | NW 3 | NW 2 | 10 | 0 | 0 | — | |
| 23 | 29.2 | 25.7 | 26.5 | 13.5 | 25.4 | 13.6 | | | 9.7 | 12.0 | 9.7 | 84 | 50 | 83 | NW 2 | NW 4 | C 0 | 0 | 3 | 1 | — | |
| 24 | 28.1 | 26.7 | 27.9 | 11.6 | 22.8 | 14.0 | | | 9.7 | 11.6 | 9.7 | **95** | 56 | 81 | NW 4 | NW 2 | NW 1 | 10 | 4 | 0 | 0.0 | ⫼⁰ am-7a15 |
| 25 | 29.3 | 26.8 | 29.9 | 12.5 | 23.8 | 13.4 | | | 10.0 | 9.1 | 8.6 | 92 | 42 | 75 | C 0 | NW 3 | NW 1 | 10 | 2 | 0 | 0.0 | |
| 26 | 30.8 | 26.8 | *28.9* | 14.0 | 26.0 | *13.4* | | | 8.3 | 8.6 | *9.6* | 70 | 34 | *85* | C 0 | NW 3 | | 1 | 0 | | — | |
| 27 | **30.9** | 25.5 | 28.5 | 12.2 | 25.2 | 13.8 | | | 9.0 | 9.2 | 9.1 | 85 | 39 | 77 | NW 2 | NW 2 | C 0 | 10 | 0 | 0 | 0.0 | ⫼⁰ am |
| 28 | 30.7 | 27.9 | 30.2 | 13.0 | 22.4 | 13.4 | | | 9.3 | 9.7 | 8.6 | 83 | 48 | 75 | C 0 | NW 2 | C 0 | 10 | 0 | 0 | — | |
| 29 | 29.6 | 24.9 | 28.2 | 11.4 | 25.8 | 13.4 | | | 8.8 | 8.9 | 9.1 | 72 | 36 | 79 | SE 2 | NW 3 | C 0 | 8 | 0 | 0 | — | |
| 30 | 29.3 | 27.7 | 29.7 | 13.8 | 22.2 | 12.8 | | | 8.9 | 8.9 | 8.7 | 75 | 45 | 79 | NW 3 | NW 3 | C 0 | 0 | 0 | 0 | — | |
| 31 | 29.2 | 28.4 | 30.5 | | | | | | 8.0 | 8.6 | 8.2 | 74 | 49 | 75 | NW 1 | NW 3 | C 0 | 1 | 1 | 10 | — | |
| Pro. Mit. | 28.8 | 25.9 | 27.9 | 13.0 | 24.8 | 13.7 | | | 9.3 | 10.5 | 9.5 | 83 | 46 | 82 | 0.8 | 2.7 | 0.8 | 6.6 | 0.6 | 1.1 | 0.0 | |

Barómetro reducido a 0°C y a gravedad normal

Barometer reduciert auf 0°C und Norma

## DE PASCUA (H = 30 m) — OCTUBRE 1912 — φ = 27° 10′ S — λ = 109° 26′ W — $h_a$ = 2.8 m

| Temp. a la Temp. Freien. | Velocidad del viento Windgeschwindigkeit | | | | | | | Nubes (clase y dirección) Wolken (Art und Richtung) | | | Agua caída Niederschlag | | | Evaporación Verdunstung | | | |
|---|---|---|---|---|---|---|---|---|---|---|---|---|---|---|---|---|---|
| | m/minuto | | | km | | | | | | | mm | | | mm | | | |
| Hr. Min. | 7a | 2p | 9p | 9p-7a | 7a-2p | 2p-9p | 7a-7a | k/1h | 7a | 2p | 9p | 7a | 2p | 9p | 7a | 2p | 9p | 7a-7a |
| 4 11.3 | | | | 36.5 | 52.9 | 24.0 | 103.8 | 4.3 | cu, a-cu N | fr-cu SE, ci-str | | — | — | — | 0.8 | 1.5 | 0.6 | 1.7 |
| 0 8.9 | | | | 4.8 | 43.7 | 20.6 | 81.7 | 3.4 | fr-cu [cu, ci | fr-cu SW, ci-str | fr-cu SW | — | — | — | 0.4 | 1.0 | 0.5 | 2.5 |
| 6 **8.7** | | | | *9.2* | *66.5* | *32.4* | **73.5** | **3.1** | cu, fr-cu SSW, ci- | cu, fr-cu W [ci-str | fr-cu W | — | — | — | *0.6* | *1.0* | *0.6* | 2.1 |
| 4 13.6 | | | | *110.0* | *91.6* | *22.0* | 208.9 | 8.7 | cu, fr-cu SW, a-cu | cu, fr-cu WNW, | fr-cu W | — | — | — | *0.8* | *1.5* | *0.5* | 2.4 |
| 6 15.6 | | | | *132.0* | *84.9* | 77.8 | 245.6 | 10.2 | cu, fr-cu W | cu, fr-cu NW | fr-cu W | — | — | — | *0.7* | *1.0* | 0.6 | 2.7 |
| 6 16.0 | | | | 127.7 | 78.3 | 53.5 | 290.4 | 12.1 | cu-ni NW, ci-str | cu-ni, ni W | cu-ni | — | — | 1.9 | 0.4 | 0.4 | 0.1 | 2.0 |
| 2 15.5 | | | | 115.8 | 121.2 | 79.8 | 247.6 | 10.3 | cu-ni WNW, a-cu | cu-ni, fr-ni, a-cu W | cu-ni W | — | — | 0.4 | 0.4 | 0.7 | 0.3 | **0.9** |
| 2 10.5 | | | | 19.1 | *44.5* | *23.6* | 220.1 | 9.2 | cu, fr-cu SW, ci-cu | cu W, a-str | fr-cu SW | — | — | — | 0.4 | *1.2* | *0.5* | 1.4 |
| 3 10.2 | | | | *11.1* | *55.0* | *24.2* | 79.2 | 3.3 | str-cu N | str-cu N | fr-cu | — | — | — | *0.9* | *1.5* | *0.5* | 2.6 |
| 8 11.0 | | | | *33.6* | *77.0* | 52.1 | 112.8 | 4.7 | | | | — | — | — | *0.6* | *0.9* | 0.9 | 2.6 |
| 3 *11.1* | | | | 29.0 | 88.6 | 52.1 | 158.1 | 6.6 | cu NE, a-str, ci-str | cu, fr-cu N, ci-str | fr-cu | — | — | — | 0.4 | 1.3 | 1.4 | 2.2 |
| 6 15.0 | | | | *22.1* | *72.2* | *32.3* | 162.8 | 6.8 | cu N, ci | | ci-str | — | 0.1 | — | *0.4* | *0.8* | *0.4* | 3.1 |
| 6 14.1 | | | | 15.7 | 73.1 | 54.7 | 120.2 | 5.0 | fr-cu N, ci | fr-cu N, ci | cu | — | — | — | 0.3 | 1.2 | 0.9 | 1.5 |
| 0 15.8 | | | | *77.0* | *81.3* | *88.0* | 204.8 | 8.5 | | ci-str, ci NW | cu NW, ci | — | — | — | *1.0* | *1.7* | *1.0* | 3.1 |
| 0 13.7 | | | | *88.0* | *77.0* | *44.9* | 257.3 | 10.7 | | | cu SE | 0.1 | 0.3 | 0.2 | *0.8* | *2.0* | *0.7* | 3.5 |
| 8 14.1 | | | | *48.7* | *110.0* | *110.0* | 170.6 | 7.1 | | | cu, fr-cu SE | 0.7 | — | — | *1.0* | *2.0* | *1.0* | 3.7 |
| 1 12.9 | | | | *88.0* | *99.0* | *55.0* | **308.0** | **12.8** | | | cu-ni, ni SE | — | — | — | *0.7* | *1.0* | *0.6* | 3.7 |
| 1 13.4 | | | | *88.9* | *99.4* | *69.3* | 242.9 | 10.1 | | | cu, fr-cu E | — | — | — | *1.0* | *1.5* | *1.0* | 2.6 |
| 0 13.8 | | | | *89.3* | *66.0* | 69.5 | 258.0 | 10.8 | | cu, fr-cu E | cu, fr-cu E | — | — | — | *0.9* | *1.2* | 1.0 | 3.4 |
| 6 10.5 | | | | 11.8 | 55.1 | 48.6 | 147.3 | 6.1 | fr-cu E, cu-ni | cu, fr-cu SE | fr-cu SSE | — | — | — | 0.3 | 1.4 | 1.2 | 2.5 |
| 6 11.5 | | | | 42.0 | 64.5 | 54.3 | 145.7 | 6.1 | cu, fr-cu SE | cu SE | cu SE | — | — | — | 0.9 | 1.4 | 1.4 | 3.5 |
| 6 11.7 | | | | 29.9 | 60.4 | 72.8 | 148.7 | 6.2 | cu, cu-ni SE, a-cu | cu, cu-ni SE, a-cu | cu SE, ci | — | 0.8 | 0.1 | 0.6 | 1.0 | 1.2 | 3.4 |
| 7 11.8 | | | | 43.1 | *70.6* | *27.3* | 176.3 | 7.3 | cu, str SE, ci-str | cu E, ci-str | ci-cu W | — | — | — | 0.4 | *1.4* | *1.0* | 2.6 |
| 8 12.1 | | | | 15.5 | 91.3 | 84.0 | 113.4 | 4.7 | cu, cu-ni, ni NE | cu N, ci | fr-cu, cu-ni N | 0.5 | 0.1 | — | 0.3 | 1.2 | 1.4 | 2.7 |
| 9 13.9 | | | | 51.6 | *66.6* | *55.6* | 226.9 | 9.5 | cu-ni NW, a-cu, (1) | cu-ni NW, ci-cu | cu-ni NW, ci | 6.8 | 3.3 | 2.0 | 0.7 | *0.6* | *0.4* | 3.3 |
| 5 15.9 | | | | 51.7 | 66.9 | 29.7 | 173.9 | 7.2 | cu, cu-ni NW, (2) | cu, cu-ni NW, ci-(4) | cu, cu-ni NW, ci- | — | — | — | 0.5 | 0.8 | 0.5 | 1.5 |
| 8 13.6 | | | | 1.5 | 83.9 | 72.2 | 98.1 | 4.1 | cu-ni, str, a-cu W | cu-ni, fr-ni, a- (5) | ni SE [cu, ci | 0.5 | 0.7 | — | 0.1 | 0.3 | 0.8 | 1.4 |
| 8 14.2 | | | | 104.7 | 81.1 | 77.8 | 260.8 | 10.9 | cu-ni, ni SE | str-cu SE, ci-str | fr-cu SE | 0.5 | — | — | 0.8 | 1.5 | 1.2 | 1.9 |
| 0 13.3 | | | | 92.8 | 95.0 | 94.5 | 251.7 | 10.5 | cu-ni, ni, a-cu SE | cu, fr-cu SE, ci-cu | cu, fr-cu SE | 0.2 | — | — | 1.3 | 2.0 | 1.4 | 4.0 |
| 1 13.3 | | | | 103.5 | 103.8 | 84.4 | 293.0 | 12.2 | cu, fr-cu, cu-ni (3) | cu, fr-cu ESE, ci | cu | — | — | — | 2.1 | 2.2 | 1.6 | 5.5 |
| 1 13.4 | | | | 92.1 | 83.8 | 72.4 | 280.3 | 11.7 | cu-ni, fr-ni, ni E | cu, fr-cu, a-cu E | | — | — | — | 2.1 | 1.9 | 1.7 | **5.9** |
| 7 12.9 | | | | 57.6 | 77.6 | 56.8 | 189.1 | 7.9 | | | | 9.3 | 5.3 | 4.6 | 22.6 | 39.1 | 26.9 | 85.9 |

## TAPO (H = 370 m) — OCTUBRE 1912 — φ = 27° 22′ S — λ = 70° 21′ W — $h_a$ = 11.7 m

| | | | | | | | | | | | | | | | | | |
|---|---|---|---|---|---|---|---|---|---|---|---|---|---|---|---|---|---|
| 20 | 90 | 0 | 8.6 | 31.1 | 23.4 | 112.4 | 4.7 | | | | | | | | | | |
| 15 | 205 | 140 | 7.8 | 55.3 | 71.4 | **62.3** | **2.6** | | | | | | | | | | |
| 25 | 110 | 10 | 33.0 | 43.3 | 59.2 | 159.7 | 6.7 | str | | str | | | | | | | |
| 25 | **240** | 0 | 9 8 | 16.6 | 45.6 | 112.3 | 4.7 | str | ci SE | | | | | | | | |
| 60 | 175 | 75 | 33.6 | 43.7 | 41.6 | 95.8 | 4.0 | str NW | ni S | | | | | | | | |
| 55 | 150 | 0 | 18.4 | 47.7 | 59.5 | 103.7 | 4.3 | str | | | | | | | | | |
| 10 | 120 | 80 | 6.4 | 34.8 | 50.6 | 113.6 | 4.7 | str | | str | | | | | | | |
| 0 | 170 | 60 | 16.8 | 43.5 | 54.1 | 102.2 | 4.3 | str | | | | | | | | | |
| 20 | 175 | 45 | 11.5 | 56.2 | 9.3 | 109.1 | 4.5 | | | | | | | | | | |
| 10 | 80 | 0 | 54.7 | 45.2 | 48.4 | 120.2 | 5.0 | ni E | ci SE | | | | | | | | |
| 0 | 165 | 40 | 6.3 | 58.3 | 51.1 | 99.9 | 4.2 | ci | | | | | | | | | |
| 195 | 130 | 0 | 16.0 | 44.7 | 58.6 | 125.4 | 5.2 | str SE | ni SE | | | | | | | | |
| 0 | 115 | | 6.9 | 47.8 | *38.1* | 110.2 | 4.6 | str | | | | | | | | | |
| 0 | 80 | 60 | *20.0* | 61.8 | 112.7 | 105.9 | 4.4 | | | | | | | | | | |
| 150 | 125 | 40 | 18.9 | 8.1 | 60.3 | **193.4** | **8.1** | str SE | | | | | | | | | |
| 70 | 125 | 61 | 13.6 | 57.3 | 58.4 | 82.0 | 3.4 | str | | str SE | | | | | | | |
| 15 | 95 | 30 | 15.8 | 48.8 | 42.0 | 131.5 | 5.5 | str | | | | | | | | | |
| 0 | 210 | 45 | 13.3 | 43.0 | 55.2 | 104.1 | 4.3 | str | | str SE | | | | | | | |
| 15 | 135 | 20 | 10.5 | 54.8 | 51.2 | 108.7 | 4.5 | str | | | | | | | | | |
| 25 | 120 | 25 | 12.2 | 40.0 | 58.0 | 118.2 | 4.9 | str | | | | | | | | | |
| 20 | 66 | 40 | 12.5 | 45.0 | 54.4 | 110.5 | 4.6 | str | ni SE | | | | | | | | |
| 0 | 155 | 120 | 11.4 | 34.1 | 52.7 | 110.8 | 4.6 | str | | | | | | | | | |
| 80 | **240** | 0 | 12.9 | 53.2 | 47.7 | 99.7 | 4.2 | | ni SE | ci | | | | | | | |
| 195 | 95 | 50 | 18.9 | 57.0 | 69.2 | 119.8 | 5.0 | str SE | ci SE | | | | | | | | |
| 15 | 160 | 30 | 6.3 | 27.6 | 65.7 | 132.5 | 5.5 | str | ni S | | | | | | | | |
| 20 | 155 | | 12.4 | 41.7 | *100.7* | 105.7 | 4.4 | str | | | | | | | | | |
| 65 | 160 | 10 | *50.0* | 44.4 | 16.1 | 192.4 | 8.0 | str | | | | | | | | | |
| 20 | 120 | 0 | 63.3 | 36.9 | 53.4 | 123.8 | 5.2 | str | | | | | | | | | |
| 75 | 130 | 15 | 11.9 | 49.8 | 42.8 | 102.2 | 4.3 | str S | | | | | | | | | |
| 130 | 125 | 10 | 11.8 | 58.0 | 61.9 | 104.4 | 4.4 | | | | | | | | | | |
| 30 | 180 | 20 | 7.7 | 54.3 | 70.9 | 127.6 | 5.3 | | | | | | | | | | |
| 44 | 110 | 35 | 17.8 | 44.6 | 54.3 | 116.1 | 4.8 | | | | | | | | | | |

Observaciones se efectuaron según hora oficial de Chile (75° de long.)
se observó según la hora local.

Alle Beobachtungen nach chilenischer Einheitszeit (75° Länge).
Auf der Osterinsel Beobachtungen nach Ortszeit.

(1) ci. (2) ci-cu, ci. (3) ESE. (4) cu, ci. (5) cu, ci SE.

**COQUIMBO** (H=25 m) **OCTUBRE 1912** φ = 29° 56′ S λ = 71° 21′ W $C_g$ =

| Día Tag | Barómetro Barometer 700 mm + 7a | 2p | 9p | Temperatura del aire Lufttemperatur C° 7a | 2p | 9p | Max. | Min. | Humedad absoluta Absolute Feuchtigkeit mm 7a | 2p | 9p | Humedad relativa Relative Feuchtigkeit % 7a | 2p | 9p | Dirección y fuerza del viento Richtung und Stärke des Windes 0—12 B 7a | 2p | 9p | Nebulosidad Bewölkung 0—10 7a | 2p | 9p | Agua caída Niederschlag mm 7a - 7a | Notas Bemerkungen |
|---|---|---|---|---|---|---|---|---|---|---|---|---|---|---|---|---|---|---|---|---|---|---|
| 1 | **63.5** | 60.3 | 59.7 | 13.0 | 18.2 | 14.2 | **19.6** | 10.4 | 8.3 | 9.8 | 9.9 | 75 | 63 | 83 | C 0 | SW 2 | SW 0 | 0 | 0 | 0 | — | ⊿¹ am |
| 2 | 61.9 | 60.4 | **57.3** | 14.5 | 17.8 | 14.2 | 18.3 | 11.3 | 9.2 | 11.3 | 10.4 | 75 | 74 | 87 | NE 1 | NW 1 | NW 2 | 0 | 0 | 0 | — | ⊿¹ am; ≋¹ hor 1 |
| 3 | 58.8 | 58.1 | 58.6 | 13.6 | 17.9 | 14.6 | 18.2 | 12.0 | 9.5 | 10.4 | 9.9 | 82 | 68 | 81 | NW 1 | NW 1 | SW 1 | $10^2$ | $5^1$ | $10^2$ | 0.0 | ≡ ⁰ am |
| 4 | 60.0 | 59.4 | 58.4 | 14.2 | 16.2 | 15.0 | 16.8 | 13.3 | 10.6 | 10.8 | 10.2 | 88 | 79 | 81 | NE 1 | SW 1 | SW 1 | $10^2$ | $10^2$ | $10^2$ | — | |
| 5 | 61.4 | 60.8 | 61.2 | 14.8 | 17.2 | 15.2 | 19.0 | 13.5 | 10.6 | 8.9 | 10.1 | 85 | 61 | 79 | NE 1 | WSW 1 | SW 1 | $10^2$ | $9^2$ | $3^2$ | — | |
| 6 | 61.7 | 61.1 | 59.6 | 14.6 | 17.0 | 14.2 | 17.0 | 11.3 | 8.1 | **11.8** | 10.3 | 65 | 82 | 66 | NE 1 | SSW 2 | SW 2 | 0 | 0 | 0 | — | |
| 7 | 59.7 | 59.9 | 60.9 | 13.4 | 14.2 | 14.2 | 16.4 | 11.2 | 9.6 | 10.3 | 9.9 | 85 | 86 | 83 | E 1 | SW 2 | SW 2 | $10^2$ | $10^2$ | $10^2$ | — | |
| 8 | 60.5 | 61.1 | 61.1 | 14.3 | 16.7 | 13.8 | 16.7 | 12.7 | 9.2 | 9.5 | 9.9 | 76 | 67 | 85 | C 0 | SW 2 | SW 1 | $10^2$ | $3^2$ | 0 | — | |
| 9 | 60.5 | 58.5 | 61.9 | 13.9 | 17.4 | 15.6 | 19.7 | 11.1 | 9.8 | 9.8 | 10.9 | 84 | 67 | 83 | NE 1 | SW 2 | SW 2 | $5^2$ | $6^1$ | $1^2$ | — | ⊿¹ am; ≋¹ 1 |
| 10 | 61.7 | 62.5 | 63.3 | 14.3 | 16.2 | 13.6 | 17.3 | 11.7 | 10.8 | 11.7 | 11.1 | 90 | 85 | **96** | NE 1 | SW 2 | SW 2 | $4^1$ | $10^2$ | $10^2$ | — | ⊿¹ am; ≡² t, ≡ III; |
| 11 | 62.0 | 58.1 | 58.7 | 13.6 | 17.6 | 15.2 | 18.8 | 12.1 | 10.0 | 9.2 | 10.5 | 87 | 61 | 82 | C 0 | SW 2 | SW 1 | $10^1$ | $9^2$ | 0 | — | ⊿¹ ≋¹ 2 |
| 12 | 59.3 | 58.8 | 59.9 | 12.8 | 16.3 | 14.0 | 17.3 | 11.0 | 9.5 | 10.2 | 9.2 | 87 | 74 | 78 | WSW 1 | W 2 | SW 2 | $3^1$ | $6^1$ | $8^2$ | — | ⊿¹ ≋¹ 2 |
| 13 | 60.0 | 60.0 | 60.8 | 13.9 | 16.4 | 14.0 | 16.9 | 12.4 | 9.3 | 9.9 | 10.0 | 79 | 71 | 85 | NW 1 | SW 2 | NE 1 | $10^2$ | $2^1$ | 0 | — | ⊿¹ III |
| 14 | 60.5 | 58.3 | 59.3 | 13.5 | 17.4 | 14.0 | 18.0 | 12.3 | 9.7 | 9.8 | 10.4 | 85 | 67 | 88 | NE 1 | SW 1 | NW 2 | $10^2$ | 0 | $2^0$ | — | ⊿¹ III; ≋¹ 2 |
| 15 | 59.1 | 57.7 | 58.1 | 13.2 | 16.9 | 14.0 | 18.7 | 12.0 | 9.7 | 11.4 | 10.3 | 87 | 80 | 87 | NE 1 | SW 1 | SW 1 | $10^2$ | $2^2$ | 0 | — | ⊿¹ III; ≡ I |
| 16 | 59.7 | 59.4 | 60.0 | 12.9 | 16.0 | 13.7 | 16.0 | 11.9 | 10.2 | 11.1 | 10.1 | 93 | 82 | 87 | NNW 2 | NW 2 | N 2 | $10^2$ | $9^1$ | $10^2$ | — | |
| 17 | 60.6 | 59.2 | 58.8 | 14.4 | 16.4 | 13.9 | 17.0 | 12.8 | 9.3 | 10.0 | 9.7 | 76 | 72 | 82 | NW 1 | NNW 2 | NE 1 | $9^2$ | $2^2$ | 0 | — | |
| 18 | 60.4 | 58.4 | 58.5 | 13.0 | 16.2 | 14.0 | 17.2 | 12.2 | 10.0 | 10.3 | 9.4 | 90 | 75 | 79 | N 2 | SW 1 | SW 1 | $10^2$ | $3^2$ | 0 | 0.0 | ≡ ⁰ am; ⊿¹ III; ∞¹ t |
| 19 | 60.9 | 58.9 | 58.8 | 13.0 | 17.1 | 14.1 | 17.4 | 11.0 | 9.3 | 10.0 | 10.2 | 85 | 69 | 86 | NE 1 | WSW 1 | SW 1 | 0 | 0 | 0 | — | ⊿² am, ⊿¹ III; ≋ hor. |
| 20 | 59.1 | 58.2 | 59.0 | 13.4 | 16.2 | 13.3 | 16.5 | 11.5 | 9.5 | 10.4 | 9.9 | 83 | 76 | 88 | NE 1 | NW 2 | N 1 | $10^2$ | $3^2$ | $4^1$ | — | ⊿¹ III; ≋¹ todo el dia |
| 21 | 59.6 | 58.9 | 60.6 | 13.6 | 15.4 | 14.4 | 16.9 | 12.2 | 9.9 | 9.8 | 10.3 | 86 | 76 | 85 | C 0 | SW 3 | SW 1 | $10^2$ | $9^2$ | $10^1$ | — | |
| 22 | 58.0 | 61.2 | 61.6 | 14.1 | 18.0 | 14.4 | 18.1 | 12.8 | 9.8 | 9.5 | 9.3 | 83 | 62 | 76 | WSW 1 | SW 1 | SW 2 | $10^2$ | $1^1$ | 0 | — | |
| 23 | 61.1 | 60.4 | 59.6 | 13.4 | 16.4 | 13.9 | 16.7 | 11.3 | 9.6 | 9.9 | 9.2 | 85 | 71 | 78 | NE 1 | SW 1 | SW 2 | $10^2$ | $4^1$ | $10^2$ | — | ⊿¹ III |
| 24 | 60.8 | 60.2 | 60.1 | 13.8 | 17.0 | 14.0 | 17.0 | 12.9 | 10.5 | 9.7 | 9.2 | 91 | 68 | 78 | NW 1 | SW 1 | SW 2 | $10^2$ | $8^2$ | $10^2$ | 0.0 | ≡ ⁰ am |
| 25 | 61.4 | 61.8 | 62.9 | 13.4 | 14.8 | 15.4 | 16.0 | 12.2 | 10.0 | 9.4 | 8.4 | 88 | 75 | 64 | C 0 | NW 1 | C 0 | $10^2$ | $10^2$ | $10^2$ | 0.0 | ≡ ⁰ am |
| 26 | 58.9 | 61.9 | 61.4 | 15.8 | 17.6 | 14.4 | 18.0 | 13.3 | 10.4 | 10.0 | 10.2 | 78 | 67 | 84 | N 1 | SSW 2 | SW 2 | $6^1$ | $2^1$ | 0 | — | ⊿¹ III |
| 27 | 62.2 | 61.0 | 59.8 | 15.0 | 16.8 | 14.4 | 18.0 | 11.5 | 9.2 | 9.7 | 9.8 | 72 | 68 | 81 | C 0 | SW 2 | SW 2 | 0 | $2^1$ | 0 | — | ⊿ am |
| 28 | 62.6 | 62.1 | 62.8 | 13.7 | 16.0 | 14.5 | 16.1 | 12.6 | 9.6 | 8.8 | 8.6 | 82 | 64 | 70 | N 1 | SSW 2 | SW 2 | $10^2$ | $10^2$ | $10^2$ | — | |
| 29 | 63.2 | 61.3 | 61.2 | 14.8 | 16.8 | 14.9 | 17.2 | 12.6 | 7.0 | 9.7 | 8.4 | **56** | 68 | 67 | E 1 | SW 3 | SW 2 | 0 | $2^0$ | 1 | — | |
| 30 | 61.4 | 61.4 | 62.2 | 13.6 | 15.8 | 13.1 | 16.6 | 11.8 | 8.3 | 8.1 | 8.0 | 72 | 61 | 72 | E 1 | SSW 2 | SW 3 | $2^1$ | 0 | 0 | — | |
| 31 | 61.8 | 61.2 | 63.2 | 13.0 | 16.1 | 14.2 | 16.9 | **10.1** | 8.3 | 8.6 | **7.4** | 75 | 63 | 61 | SE 1 | SW 2 | SW 2 | $1^1$ | $4^1$ | $4^2$ | — | |
| Pro. Mit. | 60.7 | 60.0 | 60.3 | 13.8 | 16.6 | 14.3 | 17.4 | 12.0 | 9.5 | 10.0 | 9.7 | 81 | 71 | 80 | 0.9 | 1.7 | 1.5 | 6.8 | 4.5 | 4.0 | 0.0 | |

**OVALLE** (H = 217 m) **OCTUBRE 1912** φ = 30° 36′ S λ = 71° 12′ W $C_g$ =

| | | | | | | | | | | | | | | | | | | | | | | |
|---|---|---|---|---|---|---|---|---|---|---|---|---|---|---|---|---|---|---|---|---|---|---|
| 1 | 45.7 | 43.7 | 42.4 | 12.4 | 22.4 | 15.3 | 26.9 | 8.5 | 7.2 | 10.8 | **3.6** | 67 | 53 | 27 | C 0 | C 0 | C 0 | 0 | 0 | 0 | — | |
| 2 | 41.5 | **37.9** | 40.5 | 21.1 | 34.2 | 29.3 | **35.5** | 9.4 | 6.3 | 7.6 | 7.2 | 34 | **19** | 24 | C 0 | NW 5 | C 0 | 0 | 0 | 0 | — | |
| 3 | 40.9 | 39.5 | 41.4 | 15.1 | 22.1 | 12.3 | 22.9 | 11.5 | 10.4 | 13.6 | 6.5 | **81** | 69 | 61 | NW 3 | NW 4 | C 0 | 10 | 0 | 0 | — | |
| 4 | 43.0 | 41.4 | 40.7 | 15.4 | 16.3 | 14.2 | 17.5 | 9.9 | 8.9 | 9.8 | 8.7 | 68 | 71 | 72 | C 0 | C 0 | C 0 | 10 | 10 | 10 | — | |
| 5 | 44.0 | 42.6 | 41.7 | 13.4 | 19.1 | 11.3 | 20.5 | 7.6 | 5.5 | 10.9 | 5.8 | 48 | 66 | 57 | C 0 | NW 3 | C 0 | 10 | 0 | 0 | — | |
| 6 | 44.6 | 41.5 | 42.3 | 16.4 | 19.4 | 15.3 | 23.5 | 8.5 | 8.8 | 10.9 | 7.9 | 63 | 65 | 61 | C 0 | C 0 | C 0 | 0 | 0 | 0 | — | |
| 7 | 42.9 | 42.4 | 43.6 | 11.4 | 18.6 | 11.2 | 18.7 | 10.4 | 6.5 | 7.7 | 7.8 | 65 | 48 | 79 | C 0 | NW 5 | C 0 | 10 | 0 | 0 | — | |
| 8 | 43.5 | 42.3 | 43.6 | 14.1 | 22.3 | 9.4 | 23.2 | 8.6 | 7.8 | 4.6 | 5.8 | 65 | 73 | 66 | C 0 | SE 4 | C 0 | 0 | 0 | 0 | — | |
| 9 | 43.5 | 42.1 | 42.7 | 17.4 | 25.4 | 11.2 | 26.1 | 10.6 | 6.8 | 13.0 | 4.9 | 46 | 54 | 49 | S 3 | SW 6 | C 0 | 0 | 0 | 0 | — | |
| 10 | 44.6 | 43.7 | 44.6 | 15.2 | 21.6 | 12.6 | 23.6 | 9.2 | 8.4 | 11.2 | 6.3 | 65 | 58 | 57 | C 0 | W 3 | C 0 | 0 | 0 | 0 | — | |
| 11 | 44.2 | 43.1 | 42.8 | 14.8 | 22.6 | 12.5 | 24.3 | 6.5 | 8.6 | 14.0 | 6.2 | 68 | 70 | 57 | C 0 | SW 6 | C 0 | 0 | 0 | 0 | — | |
| 12 | 42.4 | 40.8 | 43.3 | 12.1 | 19.4 | 16.5 | 22.5 | 7.3 | 7.5 | 12.1 | 10.9 | 71 | 72 | 78 | S 3 | NW 7 | C 0 | 0 | 0 | 0 | — | |
| 13 | 42.0 | 41.9 | 43.1 | 13.5 | 22.6 | 12.6 | 23.9 | 8.4 | 7.7 | 13.4 | 7.0 | 66 | 60 | 64 | C 0 | NW 5 | C 0 | 0 | 0 | 0 | — | |
| 14 | 43.0 | 40.5 | 42.6 | 13.2 | 23.1 | 10.6 | 24.9 | 9.3 | 6.1 | 11.3 | 5.2 | 53 | 54 | 54 | C 0 | NW 6 | C 0 | 0 | 0 | 0 | — | |
| 15 | 42.0 | 39.3 | 43.7 | 15.6 | 23.8 | 12.6 | 27.9 | 9.4 | 7.4 | **17.4** | 5.2 | 56 | 80 | 48 | C 0 | NW 7 | C 0 | 0 | 0 | 0 | — | |
| 16 | 41.7 | 39.9 | 42.7 | 10.8 | 21.6 | 9.2 | 22.8 | 9.2 | 4.8 | 11.5 | 5.9 | 49 | 60 | 68 | NW 4 | NW 6 | C 0 | 10 | 0 | 0 | — | |
| 17 | 42.4 | 40.0 | 42.9 | 13.4 | 23.4 | 11.4 | 23.8 | 9.3 | 6.7 | 13.6 | 5.0 | 58 | 63 | 50 | SW 3 | NW 6 | C 0 | 10 | 0 | 0 | — | |
| 18 | 42.4 | 39.9 | 43.6 | 12.4 | 20.4 | 9.6 | 25.2 | 7.6 | 7.8 | 13.5 | 5.4 | 72 | 75 | 60 | C 0 | NW 6 | C 0 | 0 | 0 | 0 | — | |
| 19 | 42.4 | 39.3 | 43.3 | 11.4 | 22.3 | 10.5 | 24.8 | 8.6 | 5.0 | 11.2 | 5.6 | 50 | 56 | 59 | NW 3 | NW 5 | C 0 | 0 | 0 | 0 | — | |
| 20 | 42.4 | 40.1 | 44.1 | 12.3 | 22.3 | 11.3 | 23.8 | 10.1 | 4.5 | 10.7 | 4.2 | 49 | 53 | 41 | C 0 | NW 6 | C 0 | 0 | 0 | 0 | — | |
| 21 | 43.9 | 41.1 | 43.4 | 12.4 | 19.3 | 10.8 | 21.3 | 10.8 | 7.1 | 7.8 | 4.8 | 66 | 47 | 49 | C 0 | NW 6 | C 0 | 10 | 0 | 0 | — | |
| 22 | 44.3 | 39.3 | 43.3 | 16.2 | 21.6 | 11.3 | 22.2 | 9.1 | 7.7 | 14.8 | 5.9 | 56 | 77 | 59 | C 0 | NW 3 | C 0 | 0 | 0 | 0 | — | |
| 23 | 44.1 | 40.0 | 43.0 | 11.8 | 21.8 | 12.4 | 24.1 | 11.2 | 4.4 | 11.9 | 4.0 | 42 | 61 | 37 | C 0 | NW 6 | C 0 | 10 | 0 | 0 | — | |
| 24 | 44.4 | 43.6 | 44.9 | 12.5 | 19.8 | 14.6 | 21.9 | 12.4 | 6.1 | 6.0 | 6.0 | 56 | 35 | 48 | C 0 | NW 4 | C 0 | 10 | 0 | 0 | — | |
| 25 | 43.4 | 40.1 | 44.6 | 13.5 | 19.6 | 11.5 | 21.5 | 11.5 | 7.2 | 7.0 | 4.5 | 62 | 41 | 45 | NW 4 | SW 3 | C 0 | 10 | 0 | 0 | — | |
| 26 | 45.3 | 40.2 | 44.1 | 16.3 | 21.6 | 12.5 | 23.6 | 11.8 | 7.4 | 11.9 | 6.1 | 53 | 62 | 56 | C 0 | NW 6 | C 0 | 0 | 0 | 0 | — | |
| 27 | **46.0** | 39.4 | 41.8 | 15.6 | 21.3 | 10.6 | 23.6 | 6.8 | 6.8 | 12.2 | 4.5 | 52 | 65 | 47 | C 0 | NW 5 | C 0 | 0 | 0 | 0 | — | |
| 28 | 44.4 | 40.4 | 43.7 | 12.5 | 17 4 | 10.4 | 19.6 | 9.8 | 6.5 | 9.4 | 5.7 | 60 | 63 | 60 | C 0 | NW 5 | C 0 | 10 | 0 | 0 | — | |
| 29 | 45.1 | 40.3 | 42.5 | 14.9 | 21.2 | 11.3 | 22.8 | 7.3 | 8.1 | 14.2 | 7.9 | 64 | 76 | 79 | C 0 | NW 6 | C 0 | 0 | 0 | 0 | — | |
| 30 | 45.9 | 43.3 | 44.6 | 13.2 | 19.6 | 11.3 | 20.7 | **6.1** | 7.1 | 10.8 | 7.7 | 63 | 64 | 76 | NW 3 | NW 7 | C 0 | 0 | 0 | 0 | — | |
| 31 | 43.4 | 40.7 | 44.0 | 12.9 | 18.1 | 9.8 | 20.4 | 7.3 | 5.2 | 8.2 | 5.3 | 46 | 53 | 58 | C 0 | NW 8 | C 0 | 0 | 0 | 0 | — | |
| Pro. Mit. | 43.5 | 41.0 | 43.1 | 14.0 | 21.5 | 12.4 | 23.4 | 9.2 | 7.0 | 11.1 | 6.0 | 59 | 60 | 56 | 0.8 | 4.8 | 0.0 | 3.5 | 0.3 | 0.3 | — | |

Barómetro reducido a 0°C y a gravedad normal.

Barometer reduciert auf 0°C und Normals

**LIMBO** (H = 25 m) **OCTUBRE 1912** φ = 29° 56′ S λ = 71° 21′ W $h_a$ = 2 m

| Hora | Velocidad del viento m/minuto 7a | 2p | 9p | km 9p-7a | 7a-2p | 2p-9p | 7a-7a | k/1h | Nubes (clase y dirección) 7a | 2p | 9p | Agua caída mm 7a | 2p | 9p | Evaporación mm 7a | 2p | 9p | 7a-7a |
|---|---|---|---|---|---|---|---|---|---|---|---|---|---|---|---|---|---|---|
| | | | | 0.0 | 84.0 | 56.0 | 200.0 | 8.3 | | | | — | — | — | 0.2 | 0.6 | 0.4 | 1.4 |
| | | | | 22.0 | 21.0 | 93.0 | 162.0 | 6.8 | | | | — | — | — | 0.2 | 0.4 | 0.4 | 1.2 |
| | | | | 67.0 | 46.0 | 31.0 | 181.0 | 7.5 | ni | cu SW | ni | 0.0 | — | — | 0.2 | 0 3 | 0.3 | 1.0 |
| | | | | 47.0 | 21.0 | 58.0 | 124.0 | 5.2 | ni | ni | ni | — | — | — | 0.2 | 0.2 | 0.4 | 0.8 |
| | | | | 36.0 | 29.0 | 70.0 | 115.0 | 4.8 | ni | a-str E | ni | — | — | — | 0.3 | 0.4 | 0.6 | 0.9 |
| | | | | 20.0 | 91.0 | 86.0 | 119.0 | 5.0 | | | | — | — | — | 0.2 | 0.4 | 0.6 | 1.2 |
| | | | | 24.0 | 86.0 | 67.0 | 201.0 | 8.4 | ni | ni | ni | — | — | — | 0.1 | 0.2 | 0.3 | 1.1 |
| | | | | 0.0 | 91.0 | 45.0 | 153.0 | 6.4 | cu-ni | fr-ni NE | | — | — | — | 0.3 | 0.6 | 0.4 | 0.8 |
| | | | | 38.0 | 123.0 | 84.0 | 174.0 | 7.2 | cu W | a-cu SW | ni | — | — | — | 0.1 | 0.5 | 0.6 | 1.1 |
| | | | | 37.0 | 84.0 | 67.0 | 244.0 | 10.2 | str SW | ni | ni | — | — | — | 0.1 | 0.4 | 0.1 | 1.2 |
| | | | | 0.0 | 107.0 | 57.0 | 151.0 | 6.3 | ni | a-str | | — | — | — | 0.0 | 0.7 | 0.5 | **0.5** |
| | | | | 68.0 | 77.0 | 76.0 | 232.0 | 9.7 | fr-str SW | fr-str NW | a-cu | — | — | — | 0.2 | 0.4 | 0.3 | 1.4 |
| | | | | 55.0 | 81.0 | 42.0 | 208.0 | 8.7 | ni | fr-str SW | | — | — | — | 0.3 | 0.4 | 0.3 | 1.0 |
| | | | | 20.0 | 56.0 | 84.0 | 143.0 | 6.0 | ni | | | — | — | — | 0.1 | 0.4 | 0.4 | 0.8 |
| | | | | 41.0 | 33.0 | 62.0 | 181.0 | 7.5 | ni | fr-ni | | — | — | — | 0.0 | 0.3 | 0·3 | 0.8 |
| | | | | 110.0 | 91.0 | 101.0 | 205.0 | 8.5 | ni | fr-cu N | ni | — | — | — | 0.2 | 0.3 | 0.2 | 0.8 |
| | | | | 93.0 | 73.0 | 28.0 | 285.0 | 11.9 | ni | fr-cu W | | — | — | — | 0.2 | 0.5 | 0.3 | 0.7 |
| | | | | 65.0 | 49.0 | 53.0 | 166.0 | 6.9 | ni | ci-str NW | | 0.0 | — | — | 0.0 | 0.2 | 0.4 | 0.8 |
| | | | | 57.0 | 52.0 | 52.0 | 159.0 | 6.6 | | | | — | — | — | 0.2 | 0.4 | 0.4 | 0.8 |
| | | | | 80.0 | 77.0 | 34.0 | 184.0 | 7.7 | ni | fr-cu NW | fr-str N | — | — | — | 0.2 | 0.4 | 0.3 | 1.0 |
| | | | | 0.0 | 144.0 | 49.0 | 111.0 | 4.6 | ni | cu-ni N | ni | — | — | — | 0.3 | 0.4 | 0.2 | 1.0 |
| | | | | 33.0 | 35.0 | 104.0 | 226.0 | 9.4 | ni | fr-cu NW | | — | — | — | 0.2 | 0.4 | 0.6 | 0.8 |
| | | | | 35.0 | 44.0 | 91.0 | 174.0 | 7.2 | ni | str SW | ni | — | — | — | 0.2 | 0.3 | 0.4 | 1.2 |
| | | | | 48.0 | 52.0 | 90.0 | 183.0 | 7.6 | ni | cu-ni NW | a-str | 0.0 | — | — | 0.1 | 0.2 | 0.4 | 0.8 |
| | | | | 0.0 | 22.0 | 0.0 | 142.0 | 5.9 | ni; | a-str | ni | 0.0 | — | — | 0.3 | 0.2 | 0.3 | 0.9 |
| | | | | 21.0 | 98.0 | 112.0 | **48.0** | **1.8** | a-cu S | ci-str W | | — | — | — | 0.3 | 0.8 | 0.5 | 0.8 |
| | | | | 0.0 | 99.0 | 77.0 | 210.0 | 8.8 | | fr-str | | — | — | — | 0.1 | 0.6 | 0.4 | 1.4 |
| | | | | 68.0 | 84.0 | 101.0 | 244.0 | 10.2 | ni | str-cu W | ni | — | — | — | 0.3 | 0.5 | 0.3 | 1.3 |
| | | | | 52.0 | 138.0 | 119.0 | 237.0 | 9.9 | | cu | fr-cu | — | — | — | 0.4 | 0.4 | 0.6 | 1.2 |
| | | | | 50.0 | 112.0 | 173.0 | 307.0 | 12.8 | cu | | | — | — | — | 0.3 | 0.8 | 1.0 | 1.3 |
| | | | | 24.0 | 92.0 | 91.0 | **309.0** | **12.9** | fr-cu | cu W | ni | — | — | — | 0.0 | 0.6 | 0.6 | **1.8** |
| | | | | 39.1 | 73.9 | 72.7 | 186.2 | 7.8 | | | | 0.0 | — | — | 5.8 | 13.2 | 12.8 | 31.8 |

**ALLE** (H = 217 m) **OCTUBRE 1912** φ = 30° 36′ S λ = 71° 12′ W $h_a$ = ?

| | | | | | | | | | | | | | | | | | | |
|---|---|---|---|---|---|---|---|---|---|---|---|---|---|---|---|---|---|---|
| 0 | 0 | 0 | 32.0 | 20.0 | 28.0 | 99.0 | 4.1 | | | | — | — | — | | | | |
| 0 | 160 | 0 | 20.0 | 30.0 | 23.0 | 68.0 | 2.8 | | | | — | — | — | | | | |
| 100 | 120 | 0 | 16.0 | 39.0 | 12.0 | 69.0 | 2.9 | str | | | — | — | — | | | | |
| 0 | 0 | 0 | 27.0 | 13.0 | 2.0 | 78.0 | 3.2 | str | str | str | — | — | — | | | | |
| 0 | 105 | 0 | 14.0 | 37.0 | 16.0 | **29.0** | **1.2** | str-cu | | | — | — | — | | | | |
| 0 | 0 | 0 | 9.0 | 11.0 | 9.0 | 62.0 | 2.6 | | | | — | — | — | | | | |
| 0 | 152 | 0 | 44.0 | 25.0 | 14.0 | 64.0 | 2.7 | str-cu | | | — | — | — | | | | |
| 0 | 120 | 0 | 21.0 | 42.0 | 13.0 | 60.0 | 2.5 | | | | — | — | — | | | | |
| 79 | 190 | 0 | 16.0 | 14.0 | 26.0 | 71.0 | 3.0 | | | | — | — | — | | | | |
| 0 | 96 | 0 | 28.0 | 59.0 | 14.0 | 68.0 | 2.8 | | | | — | — | — | | | | |
| 0 | 194 | 0 | 11.0 | 44.0 | 7.0 | 84.0 | 3.5 | | | | — | — | — | | | | |
| 85 | 214 | 0 | 12.0 | 47.0 | 23.0 | 63.0 | 2.6 | | | | — | — | — | | | | |
| 0 | 186 | 0 | 7.0 | 32.0 | 39.0 | 77.0 | 3.2 | | | | — | — | — | | | | |
| 0 | 180 | 0 | 17.0 | 46.0 | 13.0 | 88.0 | 3.7 | | | | — | — | — | | | | |
| 0 | 205 | 0 | 9.0 | 47.0 | 14.0 | 68.0 | 2.8 | | | | — | — | — | | | | |
| 126 | 196 | 0 | 8.0 | 8.0 | 19.0 | 69.0 | 2.9 | str-cu | | | — | — | — | | | | |
| 86 | 192 | 0 | 7.0 | 40.0 | 54.0 | 34.0 | 1.4 | str-cu | | | — | — | — | | | | |
| 0 | 186 | 0 | 43.0 | 15.0 | 42.0 | **137.0** | **5.7** | | | | — | — | — | | | | |
| 82 | 163 | 0 | 21.0 | 56.0 | 23.0 | 78.0 | 3.2 | | | | — | — | — | | | | |
| 0 | 191 | 0 | 14.0 | 40.0 | 24.0 | 93.0 | 3.9 | | | | — | — | — | | | | |
| 0 | 198 | 0 | 16.0 | 56.0 | 13.0 | 80.0 | 3.3 | str-cu | | | — | — | — | | | | |
| 0 | 89 | 0 | 6.0 | 60.0 | 14.0 | 75.0 | 3.1 | | | | — | — | — | | | | |
| 0 | 185 | 0 | 12.0 | 34.0 | 26.0 | 86.0 | 3.6 | str | | | — | — | — | | | | |
| 0 | 132 | 0 | 3.0 | 26.0 | 34.0 | 63.0 | 2.6 | str-cu | | | — | — | — | | | | |
| 121 | 96 | 0 | 33.0 | 6.0 | 8.0 | 93.0 | 3.9 | str-cu | | | — | — | — | | | | |
| 0 | 196 | 0 | 27.0 | 42.0 | 71.0 | 41.0 | 1.3 | | | | — | — | — | | | | |
| 0 | 148 | 0 | 7.0 | 1.0 | 24.0 | 120.0 | 5.0 | | | | — | — | — | | | | |
| 0 | 142 | 0 | 10.0 | 15.0 | 21.0 | 35.0 | 1.5 | str-cu | | | — | — | — | | | | |
| 0 | 192 | 0 | 19.0 | 39.0 | 12.0 | 55.0 | 2.3 | | | | — | — | — | | | | |
| 86 | 208 | 0 | 21.0 | 70.0 | 16.0 | 72.0 | 3.0 | | | | — | — | — | | | | |
| 0 | **231** | 0 | 8.0 | 62.0 | 47.0 | 94.0 | 3.9 | | | | — | — | — | | | | |
| 25 | 151 | 0 | 17.4 | 34.7 | 22.6 | 73.3 | 3.0 | | | | — | — | — | | | | |

Observaciones se efectuaron según hora oficial de Chile (75° de long.)

Alle Beobachtungen nach chilenischer Einheitszeit (75° Länge).

**LOS ANDES** (H = 820 m) **OCTUBRE 1912** φ = 32° 50′ S λ = 70° 36′ W $C_g$ =

| Día Tag | Barómetro Barometer 600/700 mm + 7a | 2p | 9p | Temperatura del aire Lufttemperatur C° 7a | 2p | 9p | Max. | Min. | Humedad absoluta Absolute Feuchtigkeit mm 7a | 2p | 9p | Humedad relativa Relative Feuchtigkeit % 7a | 2p | 9p | Dirección y fuerza del viento Richtung und Stärke des Windes 0—12 B. 7a | 2p | 9p | Nebulosidad Bewölkung 0—10 7a | 2p | 9p | Agua caída Niederschlag mm 7a-7a | Notas Bemerkungen |
|---|---|---|---|---|---|---|---|---|---|---|---|---|---|---|---|---|---|---|---|---|---|---|
| 1 | **96.6** | 94 3 | 94.5 | 8.2 | 21.8 | 12.8 | 22.0 | **1.5** | 6.2 | 5.2 | 6.5 | 77 | 27 | 59 | C 0 | SW 4 | C 0 | 0 | 1⁰ | 0 | **4.0** | ⌙¹, ∞ y ⌀ 1 |
| 2 | 92.8 | 91.1 | 90.8 | 14.0 | 27.0 | 15.0 | 28.0 | 5.0 | 7.8 | 5.5 | 6.1 | 66 | 21 | 48 | C 0 | SW 6 | C 0 | 0 | 0 | 0 | — | ⌓² |
| 3 | 90.7 | 88.5 | 88.7 | 15.4 | 30.8 | 16.0 | **31.5** | 7.7 | 5.1 | **4.0** | 5.3 | 39 | **11** | 40 | C 0 | SW 6 | C 0 | 10² | 1⁰ | 0 | — | ⌓¹; ∞¹ 1, 3 |
| 4 | 89.0 | 88.5 | 90.5 | 17.0 | 21.2 | 10.8 | 22.6 | 9.5 | 6.1 | 9.0 | 8.5 | 42 | 48 | 90 | C 0 | C 0 | E 1 | 10² | 10¹ | 9² | — | ⌓¹ |
| 5 | 91.4 | 91.0 | 91.3 | 9.8 | 18.8 | 13.0 | 19.8 | 8.2 | 8.3 | 10.4 | 8.9 | 92 | 64 | 81 | C 0 | C 0 | C 0 | 10² | 2¹ | 0 | — | ≡² 1 |
| 6 | 91.7 | 91.0 | 90.2 | 10.2 | 24.2 | 15.0 | 24.5 | 6.5 | 8.7 | 7.7 | 8.3 | 94 | 35 | 66 | C 0 | N 1 | E 1 | 1¹ | 3⁰ | 0 | 0.0 | ≡ am; ⌓² |
| 7 | 90.1 | 88.5 | 91.3 | 13.6 | 22.6 | 12.0 | 25.5 | 7.0 | 7.9 | 9.7 | 7.3 | 69 | 47 | 90 | C 0 | C 0 | C 0 | 1⁰ | 9² | 10¹ | — | ⌓²; ⊕ 2p, ∞² 7p |
| 8 | 91.6 | 91.2 | 92.3 | 9.4 | 24.0 | 14.2 | 25.5 | 7.5 | 8.3 | 8.4 | 6.9 | **95** | 34 | 57 | C 0 | SW 4 | C 0 | 10¹ | 8² | 10¹ | — | ≡ am |
| 9 | 92.5 | 90.4 | 91.7 | 13.8 | 23.4 | 14.6 | 25.0 | 7.5 | 8.0 | 8.7 | 8.8 | 69 | 41 | 72 | C 0 | W 2 | E 2 | 7¹ | 10² | 10¹ | — | ⌓²; ∞ 1 |
| 10 | 92.5 | 92.4 | 93.5 | 13.8 | 19.4 | 11.4 | 22.0 | 9.5 | 8.5 | 9.0 | 7.9 | 73 | 57 | 79 | C 0 | SW 7 | S 2 | 1¹ | 10² | 0 | — | ⌓¹ |
| 11 | 94.2 | 91.5 | 91.3 | 10.2 | 21.6 | 11.4 | 22.0 | 6.0 | 8.4 | 5.3 | 5.8 | 91 | 28 | 58 | C 0 | SW 5 | C 0 | 9² | 1² | 0 | — | ⌓² |
| 12 | 91.1 | 89.2 | 90.5 | 12.0 | 23.8 | 10.4 | 25.5 | 8.5 | 6.7 | 6.4 | 6.9 | 65 | 30 | 51 | C 0 | SW 8 | E 1 | 7² | 9² | 10² | — | ⌓⁰ |
| 13 | 91.3 | 90.4 | 91.2 | 13.6 | 26.0 | 16.4 | 26.5 | 9.0 | 7.3 | 5.8 | 7.7 | 62 | 23 | 56 | C 0 | SW 7 | E 1 | 1⁰ | 1² | 0 | — | ⌓⁰ |
| 14 | 91.5 | 90.5 | 91.4 | 14.6 | 26.0 | 16.4 | 27.0 | 10.0 | 7.9 | 6.8 | 9.1 | 63 | 27 | 66 | C 0 | SW 6 | N 2 | 9² | 8 | 0 | — | ∞¹ |
| 15 | 91.9 | 90.4 | 90.9 | 16.0 | 27.2 | 17.4 | 28.0 | 9.5 | 9.3 | 8.9 | 9.6 | 68 | 34 | 65 | C 0 | SW 7 | C 0 | 1⁰ | 1¹ | 9⁰ | — | ⌓² |
| 16 | 91.2 | 89.3 | 90.4 | 19.2 | 29.4 | 18.0 | 30.8 | 11.8 | 8.3 | 5.7 | 8.7 | 51 | 19 | 53 | C 0 | SW 7 | C 0 | 1⁰ | 1⁰ | 0 | — | ⌓²; ∞ 1 |
| 17 | 92.4 | 90.6 | 90.7 | 15.8 | 25.2 | 17.0 | 26.8 | 9.8 | 8.4 | 7.7 | 8.3 | 63 | 33 | 57 | S 1 | SW 7 | C 0 | 0 | 1¹ | 0 | — | ⌓² |
| 18 | 91.4 | 89.8 | 90.2 | 16.2 | 25.3 | 15.2 | 26.0 | 9.5 | 8.8 | 7.1 | 6.2 | 64 | 30 | 48 | S 1 | SW 6 | E 2 | 1⁰ | 1¹ | 7¹ | — | ⌓²; ∞² |
| 19 | 90.7 | 90.2 | 89.8 | 15.8 | 26.0 | 16.6 | 26.5 | 10.4 | 7.4 | 5.5 | 7.8 | 54 | 22 | 55 | C 0 | SW 4 | C 0 | 1¹ | 1¹ | 0 | — | ⌓¹; ∞² 1 |
| 20 | 89.9 | 88.2 | **88.0** | 16.4 | 27.6 | 17.6 | 28.5 | 8.8 | 7.9 | 6.8 | 8.8 | 58 | 24 | 58 | SSW 2 | SW 6 | E 2 | 0 | 1¹ | 0 | — | ⌓²; ∞¹ |
| 21 | 88.3 | 88.1 | 90.7 | 17.4 | 26.6 | 14.4 | 28.4 | 9.5 | 7.8 | **10.7** | 9.9 | 53 | 41 | 82 | C 0 | N 2 | E 1 | 0 | 1¹ | 0 | — | ⌓²; ∞ |
| 22 | 92.0 | 91.2 | 92.0 | 10.8 | 26.2 | 16.0 | 26.2 | 8.0 | 8.8 | 10.6 | 9.6 | 91 | 42 | 71 | C 0 | C 0 | E 2 | 10 | 1¹ | 0 | — | ≡² 1; ∞ 2, 3 |
| 23 | 91.3 | 90.7 | 90.2 | 15.2 | 27.0 | 18.0 | 28.0 | 9.8 | 9.5 | 9.6 | 7.2 | 74 | 37 | 47 | SW 1 | NE 3 | E 1 | 1¹ | 1 | 0 | — | ⌓²; ∞² 1, 2 |
| 24 | 90.3 | 90.3 | 89.6 | 17.0 | 28.2 | 15.6 | 29.0 | 10.0 | 8.5 | 6.4 | 8.7 | 59 | 22 | 66 | NE 3 | NW 3 | C 0 | 7⁰ | 8¹ | 0 | — | ⌓²; ∞ 1 |
| 25 | 90.4 | 89.2 | 90.3 | 11.2 | 23.6 | 10.2 | 23.8 | 7.6 | 8.8 | 9.2 | 7.9 | 89 | 42 | 85 | C 0 | C 0 | E 3 | 10² | 1¹ | 9¹ | — | ≡² |
| 26 | 93.5 | 92.3 | 92.2 | 10.6 | 21.4 | 13.0 | 22.2 | 7.5 | 8.2 | 6.0 | 8.8 | 86 | 32 | 70 | C 0 | SW 3 | E 1 | 10 | 1¹ | 7 | 1.5 | ● 0 an |
| 27 | 92.3 | 91.1 | 90.8 | 15.0 | 26.0 | 14.8 | 26.5 | 7.5 | 7.7 | 5.0 | 7.8 | 60 | 21 | 62 | C 0 | SW 4 | E 2 | 7² | 1¹ | 0 | — | ⌓² |
| 28 | 91.0 | 90.4 | 91.5 | 10.6 | 17.0 | 9.4 | 18.0 | 7.5 | 8.7 | 8.5 | 7.3 | 92 | 59 | 83 | C 0 | NE 1 | E 1 | 10² | 9² | 5¹ | — | ⌓¹ |
| 29 | 92.6 | 91.6 | 92.5 | 10.0 | 19.2 | 11.0 | 20.0 | 6.5 | 7.2 | 7.4 | 7.7 | 81 | 45 | 76 | C 0 | SW 6 | NE 3 | 5² | 10² | 10² | — | |
| 30 | 91.5 | 91.5 | 93.0 | 10.4 | 20.0 | 9.2 | 20.5 | 8.0 | 7.0 | 6.7 | 6.5 | 76 | 38 | 76 | C 0 | SW 6 | E 3 | 10² | 7² | 10² | — | -- |
| 31 | 91.2 | 89.5 | 92.4 | 10.4 | 20.4 | 9.0 | 21.5 | 4.0 | 6.5 | 5.6 | 6.2 | 70 | 31 | 73 | C 0 | SW 6 | E 4 | 1⁰ | 9¹ | 10² | — | ⌓¹ |
| Pro. Mit. | 91.6 | 90.4 | 91.1 | 13.3 | 24.1 | 14.0 | 25.1 | 8.0 | 7.9 | 7.4 | 7.8 | 71 | 34 | 66 | 0.2 | 4.0 | 1.1 | 4.8 | 4.1 | 3.6 | 5.5 | |

**VALPARAISO** (H = 40 m) **OCTUBRE 1912** φ = 33° 01′ S λ = 71° 38′ W $C_g$ =

| | | | | | | | | | | | | | | | | | | | | | | |
|---|---|---|---|---|---|---|---|---|---|---|---|---|---|---|---|---|---|---|---|---|---|---|
| 1 | **65.2** | 62.5 | 61.7 | 11.7 | 20.0 | 14.9 | 20.8 | 9.7 | 7.7 | 7.5 | 7.4 | 75 | 43 | 59 | N 1 | WSW 6 | E 1 | 1⁰ | 1⁰ | 0 | **1.5** | ⌓ am; ⌀⁰ SE 1, ∞⁰ NW |
| 2 | 59.3 | 57.1 | 57.8 | 13.6 | 21.0 | 19.6 | **26.5** | 11.5 | 7.6 | 7.9 | 6.4 | 65 | 43 | **88** | NW 1 | W 3 | SE 2 | 0 | 1⁰ | 0 | — | ⌀⁰ SE y ∞⁰ NE 1, ∞⁰ N |
| 3 | 56.0 | **55.1** | 57.0 | 13.2 | 20.4 | 13.4 | 24.5 | 11.7 | 9.5 | 8.6 | 10.1 | 85 | 48 | 89 | C 0 | E 3 | ENE 3 | 1⁰ | 1⁰ | 10 | — | ⌓ am; ⌀¹ SE 1, ⌀⁰ SE y ∞ |
| 4 | 57.6 | 58.1 | 58.0 | 13.0 | 16.1 | 14.2 | 16.6 | 12.3 | 10.4 | 10.3 | 9.9 | 94 | 76 | 83 | NE 2 | E 1 | C 0 | 10² | 10¹ | 10¹ | 0.0 | ≡¹ 2a-6a30, ≡⁰ 7a10-8a5; ≡ |
| 5 | 59.9 | 59.8 | 59.8 | 13.8 | 18.1 | 16.0 | 19.5 | 13.4 | 10.5 | 8.3 | 8.3 | 91 | 54 | 61 | NE 1 | WNW 2 | SW 2 | 10¹ | 7⁰ | 10¹ | 0.0 | ≡² 6a-9a45; ∞¹ hor 1, ∞¹ |
| 6 | 60.0 | 59.2 | 58.2 | 15.0 | 18.0 | 13.2 | 19.0 | 13.0 | 8.6 | 8.4 | 8.6 | 68 | 55 | 76 | E 2 | W 4 | C 0 | 9¹ | 2⁰ | 0 | — | ∞¹ NE 1, ∞⁰ NE 2 |
| 7 | 58.4 | 58.4 | 60.5 | 11.8 | 13.9 | 12.8 | 15.7 | 10.2 | 9.1 | 9.8 | 9.6 | 88 | 84 | 88 | C 0 | W 2 | WSW 2 | 10¹ | 10¹ | 10¹ | — | ⌓ am, ≡⁰ 2p10-6p; ∞¹ ho |
| 8 | 59.9 | 59.6 | 60.2 | 13.0 | 16.6 | 14.1 | 17.8 | 12.4 | 9.1 | 9.5 | 10.1 | 82 | 68 | 85 | NE 1 | WSW 3 | E 2 | 10¹ | 8⁰ | 0 | — | ⌀ᶜ SE y ∞¹ NE 1, ⌀¹ SE y ∞ |
| 9 | 59.8 | 58.9 | 59.4 | 13.3 | 18.4 | 13.9 | 19.5 | 11.3 | 10.2 | 9.5 | 10.0 | 90 | 60 | 85 | W 2 | WSW 4 | E 1 | 2⁰ | 9¹ | 10¹ | — | ⌓ am; ⌀¹ SE y ⌀² E 1, ∞ |
| 10 | 61.2 | 61.5 | 58.5 | 14.4 | 16.2 | 13.5 | 18.0 | 11.3 | **10.8** | 10.3 | 9.2 | 90 | 75 | 80 | W 1 | WSW 4 | SW 2 | 9¹ | 9¹ | 1⁰ | 0.1 | ≡¹ 3a50-5a3; ≡⁰ 4a10-11a, |
| 11 | 63.3 | 58.9 | 59.3 | 14.0 | 18.1 | 13.7 | 19.0 | 10.3 | 7.2 | 6.5 | 7.2 | 61 | 42 | 61 | W 1 | WSW 7 | S 3 | 3⁰ | 1⁰ | 0⁰ | — | ⌓ am; ⌀⁰ SE 1, ∞¹ NE 2; cu |
| 12 | 58.4 | 58.9 | 59.3 | 12.6 | 17.4 | 13.9 | 18.6 | 10.8 | 7.8 | 8.0 | 8.0 | 72 | 54 | 68 | E 1 | SW 4 | N 1 | 1⁰ | 9⁰ | 10 | — | ⌀¹ SE y ∞¹ NE 1, ∞¹ hor |
| 13 | 58.8 | 57.4 | 58.9 | 12.0 | 18.6 | 13.4 | 20.6 | 9.8 | 8.4 | 8.0 | 8.6 | 82 | 51 | 75 | W 2 | SW 6 | SW 3 | 1⁰ | 1⁰ | 1⁰ | — | ⌓; ⌀⁰ SE y ∞¹ E 1, ∞⁰ N |
| 14 | 60.3 | 58.3 | 59.3 | 12.7 | 19.8 | 15.0 | 20.6 | 10.8 | 9.3 | 9.2 | 8.9 | 86 | 54 | 70 | NW 1 | WSW 5 | W 1 | 1⁰ | 4⁰ | 1⁰ | — | ⌓; ⌀¹ SE y ∞¹ NW 1, ∞ |
| 15 | 59.8 | 57.2 | 57.4 | 12.9 | 19.0 | 16.7 | 20.8 | 10.9 | 10.4 | 10.5 | 9.6 | 95 | 64 | 68 | NW 1 | WSW 6 | SSW 3 | 1⁰ | 1⁰ | 1⁰ | — | ⌓, ≡⁰ 5a50-8a; ⌀¹ S y ∞¹ |
| 16 | 57.8 | 56.7 | 58.6 | 12.8 | 20.2 | 14.6 | 23.9 | 11.5 | 10.2 | 9.7 | 8.0 | 94 | 55 | 64 | NE 1 | WSW 3 | NE 1 | 1⁰ | 1⁰ | 1⁰ | — | ⌓, ≡⁰ 6a40-8a; ⌀¹ SE 1, ⌀ |
| 17 | 60.1 | 58.7 | 58.4 | 12.2 | 19.6 | 15.0 | 20.5 | 9.9 | 9.2 | 8.2 | 7.7 | 88 | 49 | 61 | NW 1 | SW 7 | S 2 | 1⁰ | 1⁰ | 3⁰ | — | ⌓, ≡⁰ 6a-9a; ⌀¹ SE y ∞¹ NI |
| 18 | 59.5 | 57.5 | 59.1 | 13.8 | 18.8 | 13.4 | 19.5 | 12.3 | 7.6 | 7.1 | 7.3 | 65 | 45 | 64 | W 2 | SW 7 | NE 1 | 1⁰ | 1⁰ | 9⁰ | — | ⌀¹ E y ∞⁰ NW 1, ∞¹ hor |
| 19 | 59.0 | 57.8 | 58.1 | 13.4 | 20.6 | 14.5 | 21.4 | 10.7 | 7.2 | 7.1 | 7.4 | 69 | 39 | 60 | W 2 | WSW 4 | NE 1 | 1⁰ | 1⁰ | 1⁰ | — | ⌀¹ SE y ∞¹ NW 1, ⌀¹ NI |
| 20 | 57.0 | 55.4 | 55.9 | 12.1 | 18.7 | 14.2 | 21.4 | 9.8 | 9.1 | 8.5 | 8.4 | 88 | 53 | 69 | ENE 2 | WSW 6 | C 0 | 1⁰ | 1⁰ | 0 | — | ⌓; ∞¹ hor 1, ∞¹ E 2 |
| 21 | 57.0 | 58.0 | 59.9 | 11.8 | 16.4 | 13.3 | 17.1 | 10.9 | 9.8 | 9.6 | 9.8 | **96** | 69 | 87 | NE 2 | N 2 | E 1 | 10² | 9¹ | 10¹ | 0.0 | ≡⁰ 5a50-1p20; ≡⁰ 7a-11p30 |
| 22 | 60.4 | 61.1 | 60.8 | 12.8 | 16.0 | 14.0 | 16.8 | 12.2 | 10 2 | 8.9 | 9.4 | 94 | 65 | 79 | C 0 | WSW 2 | S 2 | 10¹ | 9¹ | 10¹ | 0.2 | ≡¹ 4a35-7a30; ≡⁰ 5a30-8a5 |
| 23 | 60.4 | 59.2 | 58.0 | 13.0 | 17.2 | 13.2 | 17.8 | 12.6 | 9.7 | 10.0 | 9.6 | 88 | 68 | 86 | N 1 | W 3 | NNE 1 | 10² | 1⁰ | 0 | — | ≡² 6a-0p20; ∞¹ hor 1, ∞¹ h |
| 24 | 59.2 | 59.2 | 58.9 | 12.1 | 15.6 | 13.0 | 16.7 | 11.1 | 9.9 | 9.7 | 10.1 | 95 | 74 | 91 | NE 1 | NE 2 | C 0 | 10¹ | 10¹ | 9¹ | 0.0 | ≡⁰ 4a55-5a20; ≡¹ a interv 5a |
| 25 | 59.3 | 59.7 | 60.4 | 12.2 | 14.2 | 12.8 | 16.8 | 11.8 | 10.0 | 9.4 | 9.6 | 95 | 78 | 88 | C 0 | NW 1 | NE 2 | 10¹ | 10¹ | 10¹ | 0.2 | ≡² 3a50-8a; ≡⁰ 6a-1p10; ⌀ |
| 26 | 62.9 | 61.9 | 60.9 | 14.0 | 18.1 | 13.5 | 19.1 | 12.3 | 8.7 | 9.1 | 7.5 | 74 | 59 | 65 | NE 2 | WSW 3 | C 0 | 8⁰ | 1⁰ | 1⁰ | — | ∞⁰ NE 1, ∞⁰ E 2; cu-cord |
| 27 | 60.7 | 60.2 | 59.2 | 12.1 | 17.4 | 12.8 | 18.2 | 9.6 | 8.4 | 8.5 | 8.3 | 80 | 57 | 76 | NE 1 | WSW 5 | C 0 | 3⁰ | 1⁰ | 5⁰ | — | ⌀¹ SE 1, ∞⁰ NE 2; cu-cord |
| 28 | 60.6 | 61.4 | 60.9 | 12.0 | 15.6 | 12.5 | 17.1 | 11.0 | 8.4 | 9.1 | 8.1 | 82 | 68 | 76 | W 2 | N 2 | NNE 1 | 10¹ | 9¹ | 2⁰ | — | ⌀¹ SE y ∞¹ NE 1, ⌀⁰ SE y ∞ |
| 29 | 61.9 | 62.0 | 62.1 | 12.8 | 17.4 | 13.0 | 18.2 | 11.0 | 7.8 | 9.8 | 7.8 | 72 | 67 | 70 | NE 1 | WSW 3 | S 1 | 9¹ | 9¹ | 6⁰ | — | ≡¹ 9a50-10a5; ⌀¹ S y ∞¹ N |
| 30 | 60.9 | 61.8 | 62.8 | 13.4 | 16.3 | 11.4 | 17.3 | 10.9 | 7.1 | 6.3 | 6.3 | 62 | 46 | 63 | SSW 4 | SW 7 | SSW 4 | 1⁰ | 1⁰ | 0 | 0.0 | ∞⁰ NE 1, ∞¹ NE 2; cu-cor |
| 31 | 60.5 | 60.1 | 62.2 | 11.6 | 15.1 | 11.1 | 16.8 | **7.8** | 5.8 | **5.1** | 6.4 | 57 | 40 | 64 | SW 2 | SW 7 | SSW 3 | 1⁰ | 7⁰ | 0 | — | ⌀⁰ SE y ∞⁰ NE 1, ∞¹ NE |
| Pro. Mit. | 59.8 | 59.1 | 59.4 | 12.9 | 17.7 | 13.9 | 19.2 | 11.1 | 8.9 | 8.7 | 8.5 | 81 | 58 | 73 | 1.3 | 4.0 | 1.5 | 5.0 | 4.7 | 4.2 | 2.0 | |

Barómetro reducido a 0°C y a gravedad normal. Barometer reduciert auf 0°C und Normalsc

(1) 7p; ∞² hor 1, ∞¹ hor 2. (2) 2; cu-cord 2. (3) 11a-1p45; ⌀¹ E y ∞¹ N; cu-cord 2. (4) ∞⁰ NE 2, ☂ 6p47-7p58. (5) y ∞¹ NE 2. (6) 1p30-6p50; ∞¹ hor 2. (7) 8a59-10a30; ⌀ ∞⁰ E 2. 8 5p50-7p50; ∞² SE 2. (9) ⌀⁰ SE 2; cu-cord 2.

**ANDES** (H = 820 m) **OCTUBRE 1912** φ = 32° 50′ S λ = 70° 36′ W $h_a$ = 6.5 m

| p. a la temp. emp. Freien. (C | Velocidad del viento Windgeschwindigkeit | | | | | | | | Nubes (clase y dirección) Wolken (Art und Richtung) | | | Agua caída Niederschlag | | | Evaporación Verdunstung | | | |
|---|---|---|---|---|---|---|---|---|---|---|---|---|---|---|---|---|---|---|
| | m/minuto | | | km | | | | | | | | mm | | | mm | | | |
| . Min. | 7a | 2p | 9p | 9p-7a | 7a-2p | 2p-9p | 7a-7a | k/ih | 7a | 2p | 9p | 7a | 2p | 9p | 7a | 2p | 9p | 7a-7a |
| | 0 | 100 | 0 | 16.7 | 13.7 | 23.7 | 71.6 | 3.0 | | | | — | — | — | | | | |
| | 25 | 175 | 0 | 18.6 | 21.3 | 23.6 | 56.0 | 2.3 | | | | — | — | — | | | | |
| | 0 | 250 | 0 | 12.8 | 15.4 | 20.7 | 57.7 | 2.4 | | cu, ci Bp. E a W | | — | — | — | | | | |
| | 0 | 25 | 30 | 19.7 | 18.9 | 28.8 | 55.8 | 2.4 | str, ci W | str, ci NW | | — | — | — | | | | |
| | 0 | 5 | 0 | 28.2 | 8.2 | 15.6 | 75.9 | 3.2 | | cu W, ci-cu W | | — | — | — | | | | |
| | 10 | 50 | 50 | 6.6 | 18.3 | 19.1 | **30.4** | **1.3** | fr-str | cu, ci W | | 0.0 | — | — | | | | |
| | 0 | 15 | 0 | 21.3 | 9.4 | 33.2 | 58.7 | 2.4 | ci S | str, ci NW | str, ci | — | — | — | | | | |
| | 0 | 400 | 0 | 25.7 | 24.3 | 55.7 | 68.3 | 2.8 | | cu, str-cu W, ci-cu | str, ci | — | — | — | | | | |
| | 0 | 70 | 60 | 13.9 | 12.1 | 24.0 | 93.9 | 3.9 | ci W | ci-str W [W | ci-str W | — | — | — | | | | |
| | 0 | 300 | 60 | 29.0 | 53.4 | 48.4 | 65.1 | 2.7 | cu, fr-str | cu-ni N, a-str | | — | — | — | | | | |
| | 0 | 120 | 0 | 78.9 | 32.8 | 25.6 | **180.7** | **7.5** | str N | cu-ni, ci | | — | — | — | | | | |
| | 0 | 350 | 40 | 9.7 | 23.8 | 10.3 | 68.1 | 2.8 | cu, a-cu W, ci, ci-cu | str, ci W | | — | — | — | | | | |
| | 0 | 300 | 50 | 3.9 | 75.8 | 50.3 | 38.0 | 1.6 | [W | | | — | — | — | | | | |
| | 0 | 200 | 60 | 6.7 | 33.0 | 38.0 | 132.8 | 5.5 | ci, cu W | ci-cu, ci W | | — | — | — | | | | |
| | 0 | 300 | 0 | 14.4 | 37.1 | 44.3 | 85.4 | 3.6 | ci | | ci-str | — | — | — | | | | |
| | 0 | 300 | 0 | 13.1 | 29.0 | 51.9 | 94.5 | 3.9 | | cu | | — | — | — | | | | |
| | 40 | 300 | 0 | 10.8 | 14.1 | 32.4 | 91.7 | 3.8 | | | | — | — | — | | | | |
| | 40 | **350** | 60 | 12.9 | 60.9 | 54.9 | 59.4 | 2.5 | ci NW | | ci, ci-str W | — | — | — | | | | |
| | 0 | 150 | 15 | 20.3 | 31.0 | 29.8 | 136.1 | 5.7 | cu W | | | — | — | — | | | | |
| | 70 | 225 | 70 | 19.2 | 26.4 | 93.0 | 80.0 | 3.3 | | | | — | — | — | | | | |
| | 0 | 60 | 40 | 4.3 | 8.4 | 11.2 | 123.7 | 5.2 | | | | — | — | — | | | | |
| | 0 | 25 | 70 | 22.9 | 6.8 | 10.8 | 42.5 | 1.8 | | | | — | — | — | | | | |
| | 50 | 110 | 30 | 16.4 | 16.7 | 16.9 | 34.0 | 1.4 | cu, ci | | | — | — | — | | | | |
| | 90 | 90 | 10 | 15.2 | 17.9 | 21.4 | 48.8 | 2.0 | ci NW | ci N | | — | — | — | | | | |
| | 0 | 0 | 110 | 21.4 | 19.7 | 25.3 | 60.7 | 2.5 | ; | cu, fr-cu N | str N | — | — | — | | | | |
| | 0 | 115 | 50 | 55.0 | 18.9 | 27.5 | 100.0 | 4.2 | cu, cu-ni N | cu, fr-str N | cu W | 1.5 | — | — | | | | |
| | 0 | 120 | 80 | 5 7 | 21.2 | 52.5 | 52.1 | 2.2 | ci W | cu W | | — | — | — | | | | |
| | 0 | 35 | 40 | 28.6 | 18.7 | 43.3 | 102.3 | 4.3 | str | a-cu W | ci W | — | — | — | | | | |
| | 0 | 200 | 100 | 24.4 | 26.1 | 50.1 | 86.4 | 3.6 | a-cu N | cu-ni, a-str, a-cu | | — | — | — | | | | |
| | 20 | 250 | 90 | 25.0 | 47.4 | 32.7 | 101.2 | 4.2 | str-cu N | cu N | | — | — | — | | | | |
| | 0 | 225 | 150 | 42.6 | 41.3 | 51.6 | 122.7 | 5.1 | | a-cu N | | — | — | — | | | | |
| | 11 | 126 | 41 | 20.8 | 25.9 | 34.4 | 79.8 | 3.3 | | | | 1.5 | — | — | | | | |

**ALPARAISO** (H = 40 m) **OCTUBRE 1912** φ = 33° 01′ S λ = 71° 38′ W $h_a$ = 15 m

| | | | | | | | | | | | | | | | | | | |
|---|---|---|---|---|---|---|---|---|---|---|---|---|---|---|---|---|---|---|
| 2.4 | 6.0 | 73 | 697 | 81 | 18.0 | 87.0 | 137.0 | 134.0 | 5.6 | str | ci-str S | | — | — | — | 0.2 | 0.5 | 0.9 | 0.5 |
| 5.0 | 8.0 | 59 | 218 | 172 | 18.0 | 114.0 | 91.0 | 242.0 | 10.1 | | fr-cu NW, ci-str S | | — | — | — | 0.2 | 0.7 | 0.7 | 1.6 |
| 5.6 | 7.7 | 0 | 268 | 54 | 22.0 | 21.0 | 75.0 | 227.0 | 9.5 | ci-str | ci NW, ci-str NW | | — | — | — | 0.4 | 0.5 | 0.3 | 1.8 |
| 1.0 | 10.6 | 142 | 105 | 0 | 61.0 | 45.0 | 16.0 | 157.0 | 6.5 | ni | fr-ni NE | ni | 0.0 | 0.0 | — | 0.1 | 0.2 | 0.1 | 0.9 |
| 2.9 | 11.8 | 86 | 150 | 169 | 15.0 | 34.0 | 23.0 | 76.0 | 3.2 | cu-ni N, fr-ni N | fr-cu NW, str-cu, (1) | ni | — | — | — | 0.1 | 0.3 | 0.3 | 0.4 |
| 0.9 | 9.7 | 180 | 346 | 0 | 23.0 | 106.0 | 90.0 | 80.0 | 3.3 | cu S, cu-ni S, str-cu | ci SW, ci-str SW | | — | — | — | 0.3 | 0.6 | 0.4 | 0.9 |
| 9.2 | 7.0 | 0 | 152 | 200 | 6.0 | 44.0 | 62.0 | 202.0 | 8.4 | ni [S | ni [W ci-str | ni | — | — | — | 0.1 | 0.1 | 0.1 | 1.1 |
| 1.3 | 9.9 | 60 | 266 | 221 | 18.0 | 91.0 | 73.0 | 124.0 | 5.2 | ni | fr-cu N, a-cu W, ci | | — | — | — | 0.2 | 0.3 | 0.3 | 0.4 |
| 3.0 | 8.5 | 148 | 367 | 85 | 52.0 | 51.0 | 90.0 | 216.0 | 9.0 | str, ci-cu W, ci-str | cu N, fr-ni, ci-cu (2) | ni | — | — | — | 0.1 | 0.3 | 0.4 | 0.7 |
| 0.0 | 9.0 | 71 | 409 | 190 | 23.0 | 103.0 | 110.0 | 164.0 | 6.8 | cu W, fr-ni W [W | cu S, fr-ni, ci-str N | fr-cu | 0.1 | — | — | 0.1 | 0.3 | 0.3 | 0.8 |
| 1.8 | 7.0 | 40 | 724 | 241 | 20.0 | 143.0 | 162.0 | 233.0 | 9.7 | fr-cu S, ci-cu W, ci- | cu S, ci W, ci-str W | | — | — | — | 0.2 | 0.7 | 0.8 | 0.8 |
| 1.2 | 7.8 | 43 | 425 | 56 | 23.0 | 144.0 | 70.0 | 328.0 | 13.7 | ci W, ci-cu W [str W | fr-cu N, fr-ni, ci-str | ni | — | — | — | 0.2 | 0.6 | 0.4 | 1.7 |
| 2.0 | 6.5 | 148 | 634 | 290 | 4.0 | 129.0 | 98.0 | 218.0 | 9.1 | ci-str | cu S, ci-str | str | — | — | — | 0.1 | 0.6 | 0.6 | 1.1 |
| 3.9 | 7.7 | 62 | 480 | 40 | 37.0 | 123.0 | 142.0 | 264.0 | 11.0 | str-cu N, ci-cu W, | cu S, str S, ci-str W | cu | — | — | — | 0.2 | 0.4 | 0.7 | 1.4 |
| 3.3 | 8.2 | 52 | 614 | 320 | 41.0 | 95.0 | 121.0 | 306.0 | 12.8 | str S [ci-str S | cu W, str S, ci-str W | ci-str | — | — | — | 0.1 | 0.4 | 0.6 | 1.2 |
| 5.0 | 8.4 | 30 | 303 | 39 | 23.0 | 88.0 | 67.0 | 239.0 | 10.0 | ci cu W, ci-str | str, ci-str | cu | — | — | — | 0.2 | 0.4 | 0.8 | 1.2 |
| 3.4 | 7.3 | 39 | 679 | 146 | 34.0 | 157.0 | 133.0 | 189.0 | 7.9 | cu-ni S | cu W, ci-str N | ci-str W | — | — | — | 0.2 | 0.6 | 0.8 | 1.4 |
| 2.9 | 9.5 | 119 | 708 | 91 | 69.0 | 164.0 | 155.0 | 359.0 | 15.0 | str S, ci-str W | fr-cu W, ci-str S | a-cu NW | — | — | — | 0.3 | 0.7 | 0.9 | 1.7 |
| 3.8 | 7.6 | 135 | 350 | 56 | 40.0 | 147.0 | 89.0 | 359.0 | 15.0 | cu W, str, ci-str W | cu W | cu | — | — | — | 0.2 | 0.7 | 0.8 | 1.8 |
| 2.1 | 6.7 | 90 | 614 | 0 | 11.0 | 161.0 | 75.0 | 247.0 | 10.3 | cu-ni S | ci-str S | | — | — | — | 0.2 | 0.6 | 0.5 | 1.7 |
| 0.1 | 8.4 | 115 | 176 | 75 | 63.0 | 99.0 | 22.0 | 299.0 | 12.5 | ni | cu N, fr-ni | ni | 0.0 | 0.1 | — | 0.2 | 0.1 | 0.2 | 1.3 |
| 5.2 | 10.3 | 0 | 230 | 135 | 10.0 | 56.0 | 67.0 | 131.0 | 5.5 | cu-ni | fr-cu N, fr-ni N | ni | 0.1 | — | — | 0.1 | 0.2 | 0.3 | 0.4 |
| 4.2 | 9.4 | 59 | 206 | 35 | 35.0 | 51.0 | 76.0 | 158.0 | 6.6 | ni | cu S | | — | — | — | 0.2 | 0.2 | 0.3 | 0.7 |
| 4.4 | 8.9 | 53 | 114 | 0 | 12.0 | 12.0 | 2.0 | 139.0 | 5.8 | ni | ni | fr-ni S | 0.0 | — | — | 0.1 | 0.1 | 0.1 | 0.6 |
| 6.1 | 10.4 | 0 | 67 | 112 | 24.0 | 52.0 | 36.0 | **38.0** | **1.6** | ni [cu NW, ci N | cu N, ni N | ni | 0.2 | -- | — | 0.1 | 0.1 | 0.2 | **0.3** |
| 4.6 | 9.4 | 136 | 348 | 0 | 84.0 | 54.0 | 91.0 | 172.0 | 7.2 | cu W, str-cu SW, a- | cu W, ci-str NE | str, ci-str NW | — | — | — | 0.2 | 0.4 | 0.4 | 0.5 |
| 2.0 | 6.1 | 89 | 554 | 0 | 2.0 | 135.0 | 119.0 | 147.0 | 6.1 | cu-ni S, ci-cu W, ci | cu S, str-cu S | cu-ni NE, ci-str | — | — | — | 0.2 | 0.5 | 0.4 | 1.0 |
| 3.0 | 9.1 | 137 | 111 | 96 | 54.0 | 23.0 | 46.0 | 308.0 | 12.8 | cu-ni SW, ni [S | cu N, ni, ci-str | str | — | — | — | 0.2 | 0.2 | 0.3 | 1.1 |
| 3.8 | 8.2 | 78 | 233 | 51 | 63.0 | 40.0 | 99.0 | 132.0 | 5.5 | cu N, fr-ni N | cu NW, a-cu W, str- | ni | — | 0.0 | — | 0.3 | 0.2 | 0.4 | 0.8 |
| 1.5 | 7.6 | 402 | 688 | 378 | 53.0 | 191.0 | 203.0 | 192.0 | 8.0 | cu S, ci SW, ci-str | cu S, ci-str S [cu | | — | — | — | 0.4 | 0.9 | 0.7 | 1.0 |
| 2.0 | 4.6 | 167 | **734** | 365 | 64.0 | 184.0 | 156.0 | **458.0** | **19.1** | fr-cu S, str-cu SE | cu NW, a-cu W, ci [N | | — | — | — | 0.3 | 0.8 | 0.6 | **1.9** |
| 5.0 | 8.3 | 91 | 386 | 119 | 33.0 | 95.0 | 90.2 | 210.9 | 8.8 | | | | 0.4 | 0.1 | — | 6.0 | 13.2 | 14.6 | 32.7 |

Las observaciones se efectuaron según hora oficial de Chile (75° de long.)

Alle Beobachtungen nach chilenischer Einheitszeit (75° Länge).

(1) N, ci W. (2) SW, ci-str W.

**SANTIAGO** (H = 520 m) **OCTUBRE 1912** φ = 33° 27′ S λ = 70° 42′ W $C_g$ = — 0.1 — 0.6

| Día / Tag | Barómetro Barometer 700 mm + 7a | 2p | 9p | Temperatura del aire Lufttemperatur C° 7a | 2p | 9p | Max. | Min. | Humedad absoluta Absolute Feuchtigkeit mm 7a | 2p | 9p | Humedad relativa Relative Feuchtigkeit % 7a | 2p | 9p | Dirección y fuerza del viento Richtung und Stärke des Windes 0—12 B 7a | 2p | 9p | Nebulosidad Bewölkung 0—10 7a | 2p | 9p | Agua caída Niederschlag mm 7a-7a | Notas Bemerkungen |
|---|---|---|---|---|---|---|---|---|---|---|---|---|---|---|---|---|---|---|---|---|---|---|
| 1 | **24.3** | 21.7 | 21.0 | 6.8 | 19.6 | 9.6 | 21.0 | **2.4** | 7.2 | 6.1 | 7.2 | 97 | 36 | 81 | C 0 | S 1 | S 1 | $4^0$ | $1^0$ | 0 | 0.2 | $\triangle^0$ 3 |
| 2 | 19.3 | 17.4 | 17.3 | 8.2 | 24.6 | 10.8 | 25.6 | 4.0 | 7.2 | 7.2 | 6.8 | 89 | 31 | 71 | C 0 | S 2 | C 0 | $1^0$ | 0 | 0 | — | $\equiv^0$ 1; $\triangle^0$ 3 |
| 3 | 16.1 | 13.3 | 13.8 | 11.4 | 28.4 | 15.0 | **29.5** | 5.7 | 7.6 | 8.8 | 7.8 | 75 | 30 | 61 | SSW 1 | W 3 | C 0 | $1^0$ | $1^0$ | 0 | — | $\equiv^0$ 1; $\triangle^1$ 3 |
| 4 | **13.0** | 14.5 | 15.4 | 12.4 | 18.8 | 12.0 | 19.5 | 8.0 | 9.1 | 11.4 | 9.8 | 85 | 70 | 93 | C 0 | SW 5 | SW 1 | $9^0$ | $8^0$ | $10^0$ | — | ● gt 9p10; $\equiv^0$ 1 |
| 5 | 17.4 | 17.4 | 17.2 | 11.8 | 18.0 | 11.4 | 20.0 | 11.0 | 9.6 | 9.9 | 8.9 | 93 | 65 | 89 | SE 1 | W 2 | W 1 | $10^0$ | $6^1$ | 0 | 0.0 | |
| 6 | 18.3 | 16.1 | 15.4 | 12.2 | 23.0 | 11.2 | 24.0 | 9.0 | 9.7 | 10.2 | 8.9 | 91 | 49 | 90 | W 1 | W 2 | WSW 1 | $10^0$ | $4^0$ | 0 | — | |
| 7 | 15.1 | 14.8 | 17.3 | 11.0 | 18.8 | 11.4 | 20.1 | 7.5 | 9.4 | 11.1 | 9.4 | 95 | 69 | 93 | SW 1 | WSW 3 | C 0 | $10^1$ | $9^1$ | $1^0$ | — | $\equiv^0$ 1 |
| 8 | 18.0 | 17.8 | 19.0 | 13.0 | 19.4 | 12.5 | 20.0 | 10.5 | 9.5 | 9.8 | 9.3 | 85 | 58 | 86 | C 0 | SE 2 | S 1 | $10^0$ | $9^1$ | $7^0$ | — | $\equiv^0$ 1; $\triangle^0$ 3 |
| 9 | 18.6 | 16.8 | 17.5 | 12.2 | 20.6 | 11.4 | 21.4 | 8.5 | 9.4 | 9.4 | 8.7 | 89 | 52 | 86 | N 1 | SW 2 | C 0 | $5^0$ | $8^0$ | $4^0$ | — | $\triangle^0$ an |
| 10 | 18.9 | 18.9 | 20.4 | 13.2 | 17.2 | 11.0 | 19.5 | 10.5 | 8.7 | 9.8 | 8.6 | 77 | 67 | 87 | ESE 1 | S 3 | C 0 | $5^0$ | $9^1$ | $8^0$ | — | |
| 11 | 21.0 | 18.0 | 17.7 | 11.2 | 21.0 | 11.4 | 22.0 | 10.0 | 8.6 | **5.0** | 7.8 | 86 | **27** | 78 | SW 1 | SW 2 | C 0 | $7^0$ | $3^0$ | 0 | — | $\triangle^0$ an |
| 12 | 17.0 | 15.6 | 16.8 | 11.0 | 21.9 | 13.8 | 22.0 | 7.5 | 8.0 | 7.5 | 8.2 | 82 | 38 | 69 | C 0 | SW 3 | C 0 | $8^1$ | $8^0$ | $10^0$ | — | $\equiv^0$ 1, $\triangle^1$ an |
| 13 | 17.6 | 16.3 | 17.8 | 12.8 | 24.2 | 16.0 | 24.5 | 6.5 | 7.7 | 7.1 | 9.9 | 69 | 32 | 73 | N 1 | SW 2 | C 0 | $3^0$ | $2^0$ | $2^0$ | — | $\equiv^0$ 1, $\triangle^0$ an |
| 14 | 18.5 | 16.5 | 17.8 | 13.8 | 24.8 | 14.6 | 26.0 | 8.5 | 9.5 | 10.1 | 9.9 | 80 | 43 | 80 | NW 1 | WSW 3 | C 0 | $4^0$ | $4^1$ | 0 | — | $\triangle^0$ an |
| 15 | 18.4 | 16.4 | 17.2 | 13.8 | 26.0 | 15.6 | 27.4 | 8.8 | 9.6 | 10.1 | 10.1 | 81 | 40 | 77 | S 2 | S 2 | W 1 | $2^0$ | $1^0$ | $7^0$ | — | $\triangle^0$ an |
| 16 | 17.0 | 15.3 | 16.2 | 16.0 | 28.8 | 16.6 | 29.2 | 9.5 | 10.2 | 10.6 | 8.5 | 75 | 36 | 61 | C 0 | SSW 3 | S 1 | $2^0$ | $1^0$ | 0 | — | $\triangle^0$ an, $\equiv^0$ 1 |
| 17 | 18.4 | 17.1 | 17.7 | 12.4 | 24.6 | 14.8 | 25.5 | 7.6 | 8.7 | 10.7 | 9.6 | 80 | 46 | 76 | W 2 | SW 2 | SE 1 | 1 | $2^1$ | $6^0$ | — | $\triangle$ an, $\equiv^1$ 1; $\Upsilon^1$ 9p10 |
| 18 | 17.6 | 16.1 | 17.2 | 15.6 | 23.2 | 14.8 | 24.5 | 7.5 | 8.4 | 8.6 | 7.0 | 64 | 41 | 56 | C 0 | WSW 3 | W 1 | $1^0$ | $3^0$ | $9^1$ | — | $\triangle^1$ an; $\infty^0$ hor 1 |
| 19 | 17.0 | 16.3 | 16.2 | 11.8 | 24.2 | 13.0 | 25.5 | 9.0 | 8.5 | 8.9 | 7.9 | 82 | 40 | 71 | SW 1 | SW 3 | C 0 | $3^0$ | 1 | 0 | — | $\triangle^1$ an; $\infty^0$ hor 1 |
| 20 | 15.0 | 14.1 | 14.4 | 13.6 | 25.6 | 15.6 | 27.0 | 7.5 | 8.1 | 9.0 | 9.3 | 69 | 37 | 70 | NW 1 | SSW 3 | SW 1 | 0 | 0 | 0 | — | $\triangle^1$ an; $\infty^0$ hor 1 |
| 21 | 13.6 | 14.0 | 17.2 | 15.6 | 25.4 | 12.4 | 26.0 | 9.0 | 9.4 | **11.7** | 10.0 | 71 | 48 | 93 | WNW 1 | WSW 3 | S 1 | $1^0$ | 0 | $1^0$ | — | $\triangle^1$ an; $\infty^0$ hor 1 |
| 22 | 19.1 | 18.3 | 18.5 | 11.6 | 19.8 | 12.8 | 22.0 | 10.0 | 9.7 | 10.6 | 10.1 | 95 | 62 | 91 | S 1 | WSW 3 | C 0 | $10^0$ | $1^0$ | $1^0$ | — | $\equiv^1$ 1 |
| 23 | 17.9 | 16.8 | 16.4 | 12.0 | 22.3 | 14.0 | 24.6 | 9.0 | 10.2 | 11.2 | 9.8 | **98** | 56 | 89 | SW 1 | S 3 | S 1 | $10^1$ | $1^0$ | 0 | 0.3 | $\equiv^1$ am-10a; $\triangle^0$ 3 |
| 24 | 16.0 | 15.0 | 16.1 | 13.6 | 26.4 | 12.8 | 27.0 | 8.8 | 10.2 | 11.2 | 9.6 | 87 | 44 | 87 | SSW 1 | SE 3 | S 1 | $4^0$ | $7^0$ | 0 | — | $\equiv^0$ 1; $\triangle^0$ n |
| 25 | 16.4 | 15.6 | 17.0 | 9.4 | 19.4 | 10.8 | 21.0 | 7.0 | 8.5 | 10.5 | 9.2 | 96 | 63 | 95 | SW 2 | SW 5 | SW 2 | $10^0$ | $4^0$ | $10^1$ | — | $\equiv^0$ 7p-MN |
| 26 | 20.5 | 18.9 | 19.0 | 11.5 | 20.4 | 10.4 | 22.5 | 9.5 | 8.4 | 7.7 | 7.8 | 83 | 43 | 83 | WSW 1 | W 2 | S 1 | $10^1$ | $2^1$ | $1^0$ | **1.0** | $\triangle^0$ n |
| 27 | 18.5 | 17.4 | 16.4 | 11.2 | 25.0 | 10.0 | 25.5 | 7.0 | 8.4 | 8.3 | 7.4 | 84 | 83 | 81 | C 0 | SW 3 | C 0 | $5^0$ | $1^0$ | 0 | — | $\triangle^0$ n |
| 28 | 18.0 | 17.5 | 18.0 | 9.2 | 14.4 | 10.0 | 14.6 | 6.5 | 8.3 | 8.5 | 7.6 | 95 | 69 | 82 | C 0 | SSE 3 | S 2 | $10^0$ | $10^0$ | $10^1$ | — | $\triangle^0$ n |
| 29 | 19.1 | 19.0 | 19.7 | 10.6 | 12.8 | 10.0 | 19.0 | 7.0 | 8.4 | 7.6 | 7.2 | 88 | 68 | 79 | S 1 | SW 3 | SE 2 | $4^0$ | $10^1$ | $10^2$ | — | $\equiv^0$ 9p-MN |
| 30 | 18.7 | 18.1 | 20.1 | 9.2 | 18.8 | 9.6 | 19.5 | 8.5 | 8.1 | 7.1 | 5.8 | 93 | 44 | 65 | C 0 | SSW 4 | SSW 2 | $10^1$ | $6^1$ | $10^1$ | 0.2 | $\equiv^0$ MN-4a |
| 31 | 18.1 | 15.8 | 19.0 | 8.8 | 19.6 | 9.2 | 20.5 | 5.0 | 6.0 | 6.4 | 6.1 | 71 | 38 | 70 | C 0 | WSW 4 | S 2 | $2^0$ | $5^1$ | $9^1$ | — | $\infty^1$ hor 1 |
| Pro. Mit. | 17.8 | 16.7 | 17.4 | 11.8 | 21.8 | 12.4 | 23.1 | 8.0 | 8.7 | 9.1 | 8.5 | 84 | 49 | 79 | 0.7 | 2.8 | 0.8 | 5.5 | 4.1 | 3.7 | 1.7 | |

**SAN FERNANDO** (H = 335 m) **OCTUBRE 1912** φ = 34° 35′ S λ = 71° 04′ W $C_g$ = —

| | | | | | | | | | | | | | | | | | | | | | | |
|---|---|---|---|---|---|---|---|---|---|---|---|---|---|---|---|---|---|---|---|---|---|---|
| 1 | **40.7** | 38.4 | 37.2 | 6.5 | 16.6 | 10.3 | 17.0 | **4.0** | 6.9 | 8.2 | 6.6 | 96 | 58 | 71 | SE 3 | SW 3 | SW 4 | 0 | 0 | 0 | **7.6** | $\triangle$ an |
| 2 | 35.9 | 33.8 | 33.7 | 7.1 | 18.0 | 12.3 | 18.5 | **4.0** | **5.7** | 8.1 | 7.8 | 73 | 53 | 73 | SW 4 | SW 4 | SW 3 | 0 | 0 | 0 | — | $\triangle$ an |
| 3 | 32.3 | 31.2 | 29.6 | 6.4 | 21.2 | 11.0 | 22.3 | 6.0 | 7.2 | 9.2 | 9.0 | **00** | 50 | 93 | SW 4 | S 4 | SE 2 | 10 | 0 | 0 | — | $\equiv$ a |
| 4 | 29.8 | 30.4 | 30.8 | 12.4 | 17.2 | 12.7 | 18.5 | 6.3 | 8.9 | 10.2 | 10.2 | 85 | 70 | 94 | SW 1 | SW 5 | ENE 1 | $9^0$ | $6^0$ | $10^2$ | — | $\equiv^0$ n $\triangle$ an |
| 5 | 33.5 | 32.4 | 33.2 | 12.0 | 17.8 | 12.4 | 18.3 | 11.6 | 9.9 | 10.7 | 9.7 | 96 | 70 | 91 | NE 2 | SW 1 | SW 2 | $10^2$ | $8^0$ | 0 | 0.0 | $\equiv^0$ an |
| 6 | 33.1 | 33.9 | 33.5 | 12.8 | 20.2 | 12.3 | 22.3 | 12.0 | 9.5 | 11.1 | 10.3 | 87 | 63 | 97 | C 0 | SSW 3 | SW 2 | $10^2$ | $8^0$ | 0 | — | $\triangle$ an |
| 7 | 33.5 | 32.4 | 33.4 | 10.0 | 18.2 | 12.9 | 19.0 | 6.6 | 9.0 | 11.3 | 8.6 | 99 | 73 | 78 | SSW 1 | SW 2 | SW 1 | $10^1$ | $9^1$ | $10^1$ | 0.0 | $\equiv^0$ an |
| 8 | 33.1 | 35.2 | 36.1 | 12.2 | 17.7 | 13.8 | 18.5 | 12.0 | 10.3 | 6.5 | 8.7 | 98 | 43 | 74 | NW 1 | SW 2 | SE 1 | $10^2$ | $10^1$ | $5^1$ | — | |
| 9 | 35.7 | 32.2 | 33.2 | 13.4 | 20.8 | 14.8 | 22.0 | 7.0 | 10.1 | 9.7 | 9.8 | 89 | 53 | 78 | SSW 2 | S 2 | SW 1 | $3^1$ | $7^2$ | $10^1$ | — | |
| 10 | 26.3 | 34.0 | 36.0 | 14.8 | 17.6 | 11.8 | 22.0 | 7.4 | 9.0 | 8.9 | 8.2 | 72 | 60 | 80 | E 1 | NW 6 | SW 1 | $6^2$ | $8^2$ | $3^1$ | — | |
| 11 | 37.4 | 34.6 | 34.5 | 11.0 | 17.4 | 10.4 | 18.2 | 6.0 | 8.1 | 8.0 | 7.7 | 83 | 54 | 82 | SW 3 | SW 4 | SW 3 | $4^1$ | $3^1$ | 0 | — | $\triangle$ an |
| 12 | 33.2 | 31.7 | 32.9 | 9.6 | 17.1 | 12.1 | 17.5 | 7.5 | 7.7 | 7.2 | 8.8 | 87 | 50 | 84 | S 3 | SE 2 | SW 1 | $7^2$ | $9^1$ | $8^1$ | — | $\triangle$ an |
| 13 | 32.8 | 31.8 | 33.3 | 11.8 | 21.2 | 13.0 | 21.7 | 7.6 | 7.4 | 7.3 | 8.7 | 72 | **89** | 78 | SE 1 | SW 4 | SE 1 | 0 | 0 | 0 | — | $\triangle$ an |
| 14 | 33.8 | 32.6 | 34.0 | 12.4 | 21.6 | 14.2 | 22.3 | 12.2 | 9.7 | 9.2 | 10.7 | 91 | 48 | 90 | S 1 | S 4 | S 3 | $7^1$ | $2^1$ | 0 | 0.0 | $\equiv$ am |
| 15 | 34.4 | 32.3 | 33.0 | 11.8 | 20.3 | 14.2 | 21.5 | 11.5 | 9.8 | 11.8 | 9.6 | 96 | 67 | 80 | SW 3 | SW 4 | SW 1 | $10^1$ | $1^0$ | $3^0$ | — | $\triangle$ an |
| 16 | 32.3 | 31.1 | 31.8 | 13.4 | 24.6 | 15.0 | **25.0** | 10.7 | 9.7 | 10.5 | 8.4 | 86 | 47 | 66 | S 3 | SW 3 | S 1 | $6^0$ | $1^0$ | 0 | — | $\triangle$ an |
| 17 | 34.4 | 33.2 | 34.0 | 13.2 | 19.2 | 12.4 | 20.0 | 10.5 | 9.6 | 10.6 | 6.8 | 86 | 63 | 63 | SW 3 | SW 4 | SW 2 | 0 | $6^1$ | $2^0$ | — | $\triangle$ an |
| 18 | 34.0 | 32.7 | 33.8 | 8.8 | 17.0 | 10.8 | 18.8 | 7.0 | 7.9 | 7.4 | 6.7 | 93 | 52 | 70 | SSW 3 | SW 4 | SW 2 | $5^1$ | $7^1$ | $10^1$ | — | $\triangle$ an |
| 19 | 33.3 | 32.4 | 32.6 | 9.1 | 20.7 | 14.6 | 21.5 | 7.0 | 7.3 | 7.8 | 7.4 | 86 | 44 | 59 | S 2 | S 4 | SW 3 | 0 | $1^1$ | 0 | — | $\triangle$ an, $\equiv$ a |
| 20 | 31.9 | 30.2 | 29.8 | 9.4 | 17.3 | 12.2 | 17.8 | 8.2 | 8.1 | 10.2 | 9.3 | 92 | 69 | 89 | S 3 | SSW 3 | S 1 | $10^1$ | 0 | 0 | — | $\triangle$ an |
| 21 | **28.8** | 29.5 | 32.3 | 13.0 | 23.4 | 12.4 | 24.5 | 8.7 | 8.3 | 10.4 | 9.6 | 75 | 48 | 90 | E 2 | SW 4 | C 0 | 0 | 0 | 0 | — | |
| 22 | 34.5 | 34.2 | 34.3 | 11.6 | 16.0 | 14.4 | 16.4 | 10.3 | 9.9 | 11.1 | 10.6 | 98 | 82 | 87 | SW 3 | S 1 | C 0 | $10^1$ | $10^1$ | $10^1$ | 0.0 | $\equiv$ am |
| 23 | 33.6 | 31.9 | 31.6 | 13.6 | 23.0 | 15.6 | 23.8 | 13.0 | 9.7 | **12.8** | 9.4 | 85 | 61 | 71 | SW 1 | SW 3 | C 0 | $10^1$ | $1^1$ | 0 | — | $\triangle$ an |
| 24 | 32.1 | 30.8 | 32.0 | 12.0 | 22.2 | 14.4 | 23.0 | 9.5 | 8.4 | 10.3 | 9.1 | 82 | 52 | 75 | SW 3 | SW 4 | SW 2 | $2^0$ | $9^0$ | $1^0$ | — | $\equiv^0$ n; $\triangle^2$ an |
| 25 | 31.8 | 31.2 | 32.6 | 11.4 | 19.2 | 13.0 | 21.0 | 7.8 | 8.6 | 10.3 | 9.0 | 86 | 82 | 81 | SW 2 | SW 4 | SW 3 | $1^1$ | $9^1$ | $10^1$ | 0.0 | |
| 26 | 36.2 | 34.5 | 34.5 | 11.7 | 19.8 | 11.6 | 20.5 | 10.3 | 9.0 | 8.7 | 8.2 | 88 | 51 | 80 | C 0 | SW 4 | SW 1 | $10^1$ | $4^1$ | 0 | — | |
| 27 | 34.1 | 32.8 | 32.3 | 9.2 | 22.5 | 12.9 | 24.3 | 7.2 | 8.2 | 9.1 | 8.0 | 95 | 45 | 73 | S 4 | S 3 | SW 2 | $7^1$ | $1^1$ | 0 | — | $\triangle$ an |
| 28 | 32.5 | 33.6 | 33.1 | 10.5 | 13.9 | 8.9 | 14.2 | 8.4 | 7.9 | 7.5 | 7.5 | 84 | 64 | 88 | E 1 | W 5 | W 2 | $10^2$ | $10^2$ | $5^1$ | — | $\equiv^1$ 8a30-10a |
| 29 | 34.4 | 34.9 | 35.1 | 9.3 | 12.0 | 10.6 | 12.5 | 8.5 | 8.3 | 8.2 | 7.2 | 95 | 79 | 74 | SE 2 | ESE 2 | SW 3 | $10^2$ | $10^2$ | $10^2$ | 1.5 | ● a interv 6a-2p |
| 30 | 34.6 | 34.3 | 36.4 | 9.6 | 15.6 | 9.7 | 17.1 | 7.6 | 7.7 | 6.3 | 7.2 | 87 | 49 | 80 | SW 3 | SW 3 | SW 3 | 1 | 3 | 0 | 3.6 | |
| 31 | 34.4 | 32.1 | 34.2 | 6.0 | 16.4 | 11.3 | 17.2 | 4.3 | 6.7 | **5.7** | 6.0 | 96 | 41 | 60 | SSW 5 | SE 4 | SW 3 | 2 | 2 | 0 | — | $\triangle$ an |
| Pro. Mit. | 33.8 | 32.8 | 33.4 | 10.8 | 18.9 | 12.5 | 19.9 | 8.4 | 8.5 | 9.2 | 8.5 | 88 | 57 | 79 | 2.3 | 3.4 | 1.8 | 5.8 | 4.7 | 3.1 | 12.7 | |

Barómetro reducido a 0°C y a gravedad normal.

Barometer reduciert auf 0°C und Normal

## TIAGO (H=520 m) — OCTUBRE 1912 — φ = 33° 27′ S — λ = 70° 42′ W — $h_a$ = 11.1 m

| Temp. a la Stemp. Temp. Freien C° x. Min. | Velocidad del viento Windgeschwindigkeit m/minuto 7a | 2p | 9p | km 9p-7a | 7a-2p | 2p-9p | 7a-7a | k/1h | Nubes (clase y dirección) Wolken (Art und Richtung) 7a | 2p | 9p | Agua caída Niederschlag mm 7a | 2p | 9p | Evaporación Verdunstung mm 7a | 2p | 9p | 7a-7a |
|---|---|---|---|---|---|---|---|---|---|---|---|---|---|---|---|---|---|---|
| 0 0.4 | 0 | 78 | 56 | 11.4 | 42.4 | 42.5 | 124.7 | 5.2 | ci-cu N | str-cu NE | | — | — | — | 0.0 | 0.5 | 0.6 | 0.7 |
| 5 1.5 | 0 | 143 | 0 | 16.9 | 46.6 | 53.7 | **101.8** | **4.2** | str S | | | — | — | — | 0.1 | 0.9 | 1.1 | 1.2 |
| 0 3.0 | 42 | 192 | 17 | 22.0 | 47.9 | 43.6 | 122.3 | 5.1 | ci NW | ci Bp NE-SW | | — | — | — | 0.1 | 1.2 | 1.0 | 2.1 |
| 5 5.5 | 0 | **356** | 42 | 13.2 | 78.8 | 73.7 | 104.7 | 4.4 | a-str | ci-str NW | a-str | — | — | — | 0.2 | 0.7 | 0.4 | 2.4 |
| 5 10.0 | 71 | 128 | 78 | 46.2 | 51.0 | 45.0 | 198.7 | 8.3 | str-cu NW | cu NW, str-cu | | — | — | — | 0.1 | 0.4 | 0.4 | 1.2 |
| 5 6.5 | 42 | 163 | 35 | 33.3 | 53.2 | 56.0 | 129.3 | 5.4 | a-cu | str-cu S, ci-str NW | | — | — | — | 0.1 | 0.7 | 0.7 | 0.9 |
| 5 5.0 | 85 | 192 | 0 | 17.8 | 60.9 | 71.8 | 127.0 | 5.3 | str | a-str | str | — | — | — | 0.1 | 0.3 | 0.3 | 1.5 |
| 0 9.5 | 14 | 163 | 42 | 17.6 | 61.7 | 39.3 | 150.3 | 6.3 | str | str-cu, a-cu N | str-cu | — | — | — | 0.1 | 0.5 | 0.3 | 0.7 |
| 5 6.0 | 35 | 171 | 0 | 19.4 | 50.8 | 48.8 | 120.4 | 5.0 | str-cu, ci-cu NW | ci-str NW | str-cu | — | — | — | 0.1 | 0.7 | 0.6 | 0.9 |
| 2 8.5 | 49 | 210 | 0 | 31.7 | 73.1 | 78.5 | 131.3 | 5.5 | str-cu W | cu-ni | cu-ni NW | — | — | — | 0.1 | 0.8 | 0.4 | 1.4 |
| 0 8.0 | 49 | 128 | 14 | 18.6 | 57.6 | 48.8 | 170.2 | 7.1 | cu ni NW, str-cu | str-cu NW, ci- (1) | | — | — | — | 0.1 | 1.0 | 0.8 | 1.3 |
| 0 5.0 | 0 | 179 | 0 | 13.1 | 55.5 | 58.0 | 119.5 | 5.0 | str-cu, ci-str NW | str-cu | str | — | — | — | 0.0 | 0.9 | 0.8 | 1.8 |
| 0 4.0 | 35 | 128 | 0 | 15.8 | 57.9 | 60.0 | 129.3 | 5.4 | a-str NW | a-cu | str | — | — | — | 0.1 | 1.1 | 1.1 | 1.8 |
| 5 6.0 | 42 | 245 | 21 | 13.5 | 64.4 | 54.3 | 131.4 | 5.5 | ci-cu NW, str-cu, | fr-cu, ci-str, ci- (2) | str S | — | — | — | 0.1 | 1.2 | 1.0 | 2.3 |
| 5 6.5 | 102 | 171 | 35 | 16.2 | 62.1 | 53.6 | 134.9 | 5.6 | str S [a-cu N | str N | a-str | — | — | — | 0.1 | 1.0 | 0.9 | 2.3 |
| 5 7.0 | 0 | 201 | 42 | 12.5 | 59.0 | 60.9 | 128.2 | 5.3 | ci-str NW | str E | | — | — | — | 0.1 | 1.3 | 1.2 | 2.0 |
| 6 5.2 | 128 | 146 | 56 | 24.7 | 62.7 | 53.5 | 144.6 | 6.0 | str S | str-cu S | ci-str | — | — | — | 0.2 | 1.1 | 0.8 | **2.7** |
| 4 5.2 | 0 | 210 | 56 | 18.6 | 62.0 | 51.6 | 134.8 | 5.6 | str | str-cu S, ci-str (3) | str-cu W | — | — | — | 0.2 | 1.2 | 0.8 | 2.1 |
| 0 6.0 | 60 | 201 | 14 | 37.4 | 60.1 | 49.4 | 151.0 | 6.3 | str S, str-cu NW | | | — | — | — | 0.1 | 1.2 | 1.1 | 2.1 |
| 0 4.5 | 42 | 210 | 70 | 14.7 | 55.4 | 54.4 | 124.2 | 5.2 | | | | — | — | — | 0.1 | 1.1 | 1.0 | 2.4 |
| 0 5.5 | 35 | 237 | 85 | 14.8 | 74.0 | 72.6 | 124.6 | 5.2 | str NW | | str-cu N, ci-str N | — | — | — | 0.1 | 1.4 | 0.9 | 2.2 |
| 5 7.5 | 35 | 207 | 0 | 36.4 | 42.4 | 54.9 | 183.0 | 7.6 | str | str-cu S | str-cu S [W | — | — | — | 0.0 | 0.3 | 0.6 | 2.3 |
| 5 5.5 | 42 | 192 | 49 | 14.7 | 48.4 | 52.2 | 112.0 | 4.7 | str | str-cu S y SE | | 0.3 | 0.0 | — | 0.0 | 0.3 | 0.7 | 0.9 |
| 5 5.5 | 56 | 179 | 90 | 15.9 | 62.9 | 71.0 | 116.5 | 4.9 | ci-str NW | str-cu, ci-str NW | | — | — | — | 0.0 | 1.1 | 0.8 | 1.0 |
| 0 4.5 | 108 | 319 | 143 | 22.6 | 73.5 | 84.0 | 156.5 | 6.5 | str | str-cu NW ci- (4) | | — | — | 0.0 | 0.1 | 0.5 | 0.5 | 2.0 |
| 0 7.5 | 63 | 118 | 90 | 66.9 | 50.5 | 59.8 | **224.4** | **9.4** | cu-ni N | cu W, str-cu N | ci-str N | 1.0 | — | — | 0.1 | 0.6 | 0.6 | 1.1 |
| 5 4.0 | 0 | 232 | 21 | 5.2 | 61.8 | 36.5 | 115.5 | 4.8 | a-cu, ci-str N | | | — | — | — | 0.0 | 1.3 | 0.9 | 1.2 |
| 5 3.5 | 21 | 183 | 102 | 27.6 | 85.0 | 57.4 | 125.9 | 4.8 | str | str-cu NW | str-cu | — | — | — | 0.1 | 0.2 | 0.3 | 2.3 |
| 0 5.5 | 97 | 224 | 123 | 44.0 | 83.7 | 55.6 | 186.4 | 7.8 | str-cu SW, ci-str N | cu-ni W, str-cu | ni | — | — | 0.0 | 0.1 | 0.9 | 0.2 | **0.6** |
| 5 6.0 | 21 | 260 | 146 | 26.4 | 58.4 | 68.3 | 165.7 | 6.9 | str | str-cu, cu-ni N | cu-ni | 0.2 | — | — | 0.1 | 0.5 | 0.6 | 1.2 |
| 5 3.0 | 14 | 245 | 138 | 43.4 | 60.1 | 66.4 | 170.1 | 7.1 | str-cu N | cu-ca W y SW, (5) | cu-ni, str-cu | — | — | — | 0.2 | 0.9 | 0.6 | 1.3 |
| 5 5.5 | 42 | 194 | 50 | 23.6 | 60.1 | 57.3 | 140.6 | 5.9 | | | | 1.5 | 0.0 | 0.0 | 2.9 | 25.8 | 22.0 | 49.9 |

## N FERNANDO (H=335 m) — OCTUBRE 1912 — φ = 34° 35′ S — λ = 71° 04′ W — $h_a$ = —

| | | | | | | | | | | | | | | | | | | |
|---|---|---|---|---|---|---|---|---|---|---|---|---|---|---|---|---|---|---|
| | | | | | | | | | | | | — | — | — | | | | |
| | | | | | | | | | | | | — | — | — | | | | |
| | | | | | | | | | str | | | — | — | — | | | | |
| | | | | | | | | | str | str N | str | — | — | — | | | | |
| | | | | | | | | | str | str-cu NW | | 0.0 | — | — | | | | |
| | | | | | | | | | str-cu | str | | — | — | — | | | | |
| | | | | | | | | | str | str | str | 0.0 | — | — | | | | |
| | | | | | | | | | str-cu | str | | — | — | — | | | | |
| | | | | | | | | | str | str-cu | str | — | — | — | | | | |
| | | | | | | | | | str-cu | cu-ni | str | — | — | — | | | | |
| | | | | | | | | | str-cu | str, ci | | — | — | — | | | | |
| | | | | | | | | | str-cu | ci-str | ci-str | — | — | — | | | | |
| | | | | | | | | | | | | — | — | — | | | | |
| | | | | | | | | | str | ci | | 0.0 | — | — | | | | |
| | | | | | | | | | str | ci | ci | — | — | — | | | | |
| | | | | | | | | | ci | ci | | — | — | — | | | | |
| | | | | | | | | | | str, ci | ci | — | — | — | | | | |
| | | | | | | | | | str, ci | str, ci | str | — | — | — | | | | |
| | | | | | | | | | | ci | | — | — | — | | | | |
| | | | | | | | | | str | | | — | — | — | | | | |
| | | | | | | | | | | | | — | — | — | | | | |
| | | | | | | | | | str | str | str | 0.0 | — | — | | | | |
| | | | | | | | | | str | ci | | — | — | — | | | | |
| | | | | | | | | | ci | ci | ci | — | — | 0.0 | | | | |
| | | | | | | | | | str | str | str | — | — | — | | | | |
| | | | | | | | | | str-cu, str | str-cu N | | — | — | — | | | | |
| | | | | | | | | | str S, ci-cu W | str N | | — | — | — | | | | |
| | | | | | | | | | str | str, cu-ni N | | — | 0.0 | — | | | | |
| | | | | | | | | | ni, str N | ni, str N | ni | 1.5 | 3.6 | — | | | | |
| | | | | | | | | | str-cu, a str NW | cu-ni N | a-str | — | — | — | | | | |
| | | | | | | | | | str SW | str-cu N, ci-str NW | str-cu | — | — | — | | | | |
| | | | | | | | | | | | | 1.5 | 3.6 | 0.0 | | | | |

as observaciones se efectuaron según hora oficial de Chile (75° de long.)

Alle Beobachtungen nach chilenischer Einheitszeit (75° Länge).

NW. (2) cu W. (3) W, (4) str W, (5) ci-str NW.

**TALCA** (H = 100 m) **OCTUBRE 1912** φ = 35° 25′ S λ = 71° 47′ W $C_g$ =

| Día / Tag | Barómetro / Barometer 700 mm+ | | | Temperatura del aire / Lufttemperatur C° | | | | | Humedad absoluta / Absolute Feuchtigkeit mm | | | Humedad relativa / Relative Feuchtigkeit % | | | Dirección y fuerza del viento / Richtung und Stärke des Windes 0—12 B | | | | | | Nebulosidad / Bewölkung 0—10 | | | Agua caída / Niederschlag mm | Notas / Bemerkungen |
|---|---|---|---|---|---|---|---|---|---|---|---|---|---|---|---|---|---|---|---|---|---|---|---|---|
| | 7a | 2p | 9p | 7a | 2p | 9p | Max. | Min. | 7a | 2p | 9p | 7a | 2p | 9p | 7a | | 2p | | 9p | | 7a | 2p | 9p | 7a - 7a | |
| 1 | **64.4** | 61.4 | 60.9 | 8.0 | 17.2 | 11.0 | 17.8 | 4.5 | 7.6 | 7.2 | 6.3 | **95** | 49 | 64 | S | 1 | S | 2 | WSW | 1 | 1 | 0 | 0 | **13.7** | ⊿² |
| 2 | 60.0 | 56.1 | 55.6 | 9.2 | 20.4 | 14.6 | 21.0 | 5.0 | 6.2 | 7.7 | 8.7 | 71 | 43 | 70 | S | 1 | S | 2 | S | 2 | 0 | 0 | 0 | — | |
| 3 | 55.0 | 51.2 | **50.5** | 10.4 | 23.9 | 15.1 | 25.5 | 6.5 | 7.5 | 9.8 | 10.5 | 79 | 44 | 82 | S | 1 | C | 0 | C | 0 | 1 | 1 | 1 | — | ⊿² |
| 4 | **50.5** | 51.7 | 52.4 | 10.6 | 18.2 | 14.8 | 21.0 | 7.6 | 9.1 | 10.4 | 10.0 | **95** | 66 | 80 | C | 0 | N | 5 | N | 1 | 10¹ | 8¹ | 10² | — | ⊿ |
| 5 | 55.3 | 55.6 | 55.6 | 13.0 | 17.0 | 13.6 | 20.0 | 6.0 | 10.0 | 10.6 | 9.7 | 89 | 73 | 83 | C | 0 | C | 0 | C | 0 | 10² | 10² | 10² | — | ≡ ² 3p20 |
| 6 | 55.7 | 54.2 | 53.2 | 13.0 | 20.2 | 14.6 | 22.0 | 9.0 | 9.7 | 10.8 | 9.9 | 87 | 61 | 85 | C | 0 | C | 0 | C | 0 | 10¹ | 5¹ | 0 | 0.0 | ⊿² |
| 7 | 53.7 | 51.8 | 53.6 | 11.4 | 17.1 | 12.5 | 20.0 | 7.5 | 9.2 | 10.4 | 9.1 | 91 | 71 | 84 | C | 0 | N | 1 | C | 0 | 10² | 10² | 8 | — | ⊿² |
| 8 | 51.7 | 55.0 | 55.2 | 12.8 | 19.6 | 15.4 | 20.5 | 11.5 | 9.3 | 10.4 | 10.0 | 84 | 61 | 76 | NW | 1 | NE | 1 | C | 0 | 3¹ | 5¹ | 5 | — | |
| 9 | 57.2 | 55.7 | 54.2 | 13.0 | 21.3 | 16.6 | 22.0 | 11.4 | 10.0 | 10.2 | 9.9 | 89 | 54 | 70 | C | 0 | C | 0 | S | 1 | 8¹ | 10¹ | 9¹ | — | |
| 10 | 56.5 | 56.0 | 57.5 | 15.0 | 18.0 | 17.6 | 20.0 | 11.8 | 10.4 | 8.7 | **12.2** | 82 | 56 | 81 | C | 0 | NW | 1 | N | 3 | 10² | 6¹ | 0 | — | ● ch a interv I |
| 11 | 60.0 | 57.1 | 56.8 | 12.0 | 17.2 | 11.6 | 19.0 | 7.0 | 8.2 | 8.4 | 7.7 | 78 | 57 | 76 | C | 0 | S | 2 | SW | 1 | 3¹ | 3¹ | 5¹ | 6.5 | |
| 12 | 55.8 | 54.2 | 55.4 | 11.8 | 18.8 | 14.2 | 20.5 | 8.0 | 7.8 | 6.8 | 8.4 | 76 | 42 | 70 | SSE | 1 | S | 2 | S | 1 | 3⁰ | 10¹ | 5 | — | |
| 13 | 54.8 | 53.8 | 55.4 | 10.6 | 23.0 | 15.2 | 25.0 | 6.0 | 7.3 | 8.7 | 9.1 | 76 | 42 | 71 | S | 1 | S | 1 | C | 0 | 0 | 0 | 0 | — | |
| 14 | 56.1 | 54.9 | 56.2 | 16.8 | 23.2 | 15.6 | 25.0 | 10.0 | 11.6 | 10.7 | 10.9 | 81 | 50 | 82 | W | 1 | S | 1 | C | 0 | 4¹ | 4¹ | 0 | — | |
| 15 | 57.2 | 53.9 | 54.1 | 12.6 | 24.4 | 16.0 | 25.0 | 10.5 | 9.1 | 11.6 | 9.0 | 84 | 51 | 66 | C | 0 | C | 0 | C | 0 | 10² | 1⁰ | 1 | — | |
| 16 | 54.8 | 54.2 | 54.9 | 15.8 | 22.0 | 15.4 | 22.5 | 9.0 | 10.8 | 11.7 | 10.0 | 81 | 59 | 76 | C | 0 | C | 0 | S | 1 | 6¹ | 0 | 0 | — | ⊿¹ |
| 17 | 57.5 | 56.5 | 56.7 | 13.0 | 21.2 | 12.8 | 22.5 | 7.5 | 9.0 | 7.3 | 7.3 | 81 | 39 | 60 | C | 0 | SW | 1 | C | 0 | 4¹ | 5¹ | 0 | — | ⊿¹ |
| 18 | 57.1 | 55.6 | 55.7 | 13.2 | 15.8 | 18.6 | 18.0 | 7.0 | 7.6 | 6.3 | 10.7 | 67 | 47 | 67 | C | 0 | SE | 1 | SE | 1 | 5¹ | 10¹ | 10¹ | — | ⊿¹ |
| 19 | 56.1 | 53.6 | 54.8 | 12.8 | 21.8 | 15.6 | 25.5 | 6.5 | 8.5 | 8.6 | 8.2 | 77 | 44 | 62 | S | 1 | SE | 1 | SE | 1 | 1⁰ | 0 | 0 | — | |
| 20 | 55.4 | 51.3 | 51.9 | 12.0 | 22.5 | 16.2 | 26.0 | 9.5 | 8.4 | 9.6 | 8.8 | 80 | 48 | 75 | SE | 2 | C | 0 | C | 0 | 10² | 0 | 0 | — | |
| 21 | 51.5 | 51.6 | 53.1 | 13.8 | 24.0 | 14.0 | 24.5 | 8.5 | 9.3 | 11.0 | 9.5 | 79 | 49 | 79 | C | 0 | SW | 1 | N | 4 | 1¹ | 0 | 0 | — | |
| 22 | 57.1 | 56.9 | 56.1 | 13.2 | 17.4 | 16.3 | 18.5 | 12.0 | 9.9 | 10.8 | 11.6 | 87 | 73 | 84 | C | 0 | C | 0 | C | 0 | 10² | 10² | 10² | — | |
| 23 | 55.8 | 53.5 | 53.5 | 14.2 | 23.6 | 16.6 | 25.5 | 10.0 | 9.4 | 10.0 | 9.5 | 78 | 46 | 67 | C | 0 | S | 1 | C | 0 | 5¹ | 0 | 0 | — | |
| 24 | 55.2 | 52.7 | 53.7 | 13.0 | 24.1 | 14.6 | 25.8 | 8.0 | 7.6 | 8.2 | 8.5 | 68 | 37 | 68 | C | 0 | S | 1 | C | 0 | 8⁰ | 8⁰ | 0 | — | |
| 25 | 53.5 | 52.0 | 53.5 | 15.0 | 25.1 | 17.0 | **26.6** | 7.2 | 9.2 | 7.7 | 11.5 | 72 | 32 | 79 | S | 1 | N | 1 | N | 3 | 0 | 2¹ | 10² | — | |
| 26 | 58.2 | 56.9 | 56.4 | 15.2 | 19.0 | 13.0 | 21.5 | 12.5 | 8.9 | 8.9 | 8.4 | 69 | 55 | 75 | C | 0 | C | 0 | C | 0 | 10² | 8¹ | 0 | — | ● ch 11a35 |
| 27 | 56.8 | 53.2 | 54.2 | 11.0 | 23.0 | 12.6 | 24.5 | 6.0 | 8.2 | 9.1 | 8.3 | 84 | 44 | 73 | C | 0 | C | 0 | C | 0 | 9¹ | 2¹ | 0 | 0.2 | |
| 28 | 55.6 | 55.5 | 55.4 | 10.4 | 15.2 | 12.0 | 16.5 | 8.5 | 7.9 | 6.6 | 8.6 | 84 | 51 | 82 | N | 1 | N | 1 | N | 2 | 10² | 10² | 10² | — | ● ch a interv todo el |
| 29 | 56.5 | 57.5 | 57.4 | 10.5 | 13.2 | 10.8 | 17.0 | 9.5 | 8.1 | 7.8 | 7.5 | 85 | 69 | 77 | N | 1 | N | 2 | C | 0 | 9² | 9² | 10² | 7.2 | ● ch 1p-2p30 [● ⁰ 1 |
| 30 | 57.0 | 56.5 | 59.2 | 12.2 | 17.0 | 9.4 | 18.5 | 7.0 | 7.6 | 6.2 | 6.5 | 72 | 43 | 74 | C | 0 | S | 1 | C | 0 | 3¹ | 4² | 2 | 1.7 | ⌴² |
| 31 | 57.0 | 54.5 | 56.0 | 10.2 | 20.0 | 10.8 | 22.0 | **2.5** | 7.1 | **4.8** | 6.8 | 77 | **25** | 71 | S | 2 | S | 1 | S | 1 | 1¹ | 1⁰ | 0 | — | |
| Pro. Mit. | 56.1 | 54.7 | 55.1 | 12.4 | 20.1 | 14.3 | 21.9 | 8.2 | 8.7 | 8.9 | 9.1 | 81 | 51 | 75 | | 0.5 | | 1.0 | | 0.7 | 5.6 | 4.6 | 3.4 | 29.3 | |

**PUNTA CARRANZA** (H = 30 m) **OCTUBRE 1912** φ = 35° 36′ S λ = 72° 38′ W $C_g$ = (

| | | | | | | | | | | | | | | | | | | | | | | | | | |
|---|---|---|---|---|---|---|---|---|---|---|---|---|---|---|---|---|---|---|---|---|---|---|---|---|---|
| 1 | **68.1** | 66.1 | 65.4 | 8.4 | 12.0 | 11.6 | 13.2 | 6.5 | 6.9 | 9.2 | 8.4 | 84 | 89 | 84 | S | 3 | SW | 5 | SW | 5 | 0 | 0 | 0 | **12.7** | ⊿¹ an |
| 2 | 64.2 | 61.5 | 60.9 | 11.0 | 14.0 | 12.0 | 14.2 | 6.5 | **5.1** | 7.5 | 8.2 | **52** | 63 | 79 | SW | 1 | SW | 6 | S | 1 | 0 | 0 | 0 | — | ⊿⁰ an; ∞¹ NE, ⨁ 6p |
| 3 | 59.4 | 55.7 | 55.3 | 11.0 | 15.2 | 13.0 | 16.0 | 7.5 | 6.2 | 8.8 | 9.6 | 63 | 68 | 87 | SW | 1 | SW | 4 | SW | 1 | 0 | 2⁰ | 0 | — | ⊿¹ an; ∞¹ NE |
| 4 | **55.1** | 56.9 | 58.1 | 13.0 | 14.0 | 11.2 | 14.2 | 9.7 | 8.6 | 9.5 | 8.7 | 77 | 80 | 88 | NNE | 2 | NE | 3 | NE | 1 | 8⁰ | 10⁰ | 0 | — | ⊿⁰ an, ≡¹ 10a-1p |
| 5 | 58.5 | 59.6 | 60.5 | 12.6 | 15.2 | 13.4 | 16.0 | 9.5 | 9.8 | 11.2 | 9.6 | 91 | 87 | 85 | ENE | 1 | NNE | 1 | SSW | 1 | 10² | 10¹ | 0 | — | ∞¹ NE I y II |
| 6 | 60.9 | 60.0 | 58.7 | 13.0 | 16.0 | 11.6 | 18.0 | 9.8 | 9.8 | 10.7 | 8.9 | 89 | 79 | 88 | WSW | 1 | SSW | 1 | SSW | 2 | 10⁰ | 8⁰ | 0 | — | ∞¹ |
| 7 | 58.2 | 58.0 | 59.4 | 11.2 | 14.0 | 12.0 | 14.2 | 8.8 | 8.7 | 9.5 | 8.4 | 88 | 80 | 82 | S | 1 | N | 1 | NE | 3 | 10⁰ | 10⁰ | 10¹ | — | ⊿¹ an |
| 8 | 60.2 | 61.4 | 60.9 | 12.4 | 14.0 | 13.0 | 14.2 | 10.2 | 8.9 | 9.2 | 9.8 | 85 | 78 | 89 | NE | 3 | N | 1 | NNE | 2 | 10⁰ | 10⁰ | 10² | — | ●⁰ 7p30-9p; ≡ 5p50-7p |
| 9 | 61.2 | 60.6 | 58.5 | 12.0 | 13.0 | 14.2 | 18.0 | 10.0 | 9.2 | 8.6 | 10.4 | 89 | 77 | 87 | E | 1 | W | 1 | NNE | 1 | 10⁰ | 8⁰ | 4⁰ | 0.1 | ≡² 5a10-10p15 |
| 10 | 60.5 | 60.9 | 61.9 | 13.4 | 15.0 | 13.6 | 15.2 | 10.8 | 10.1 | **11.3** | 10.5 | 89 | 89 | 92 | NNE | 1 | WSW | 2 | NNW | 3 | 10¹ | 5⁰ | 10² | — | ●⁰ 9a10-8p30; ≡ 6a, ≡ |
| 11 | 64.1 | 62.9 | 62.1 | 13.4 | 14.2 | 12.0 | 16.0 | 8.8 | 8.3 | 7.9 | 6.8 | 73 | 65 | 65 | SE | 1 | SW | 3 | SW | 5 | 2⁰ | 2⁰ | 0 | 2.2 | |
| 12 | 61.1 | 59.8 | 60.1 | 11.0 | 13.0 | 12.2 | 13.8 | 7.0 | 7.1 | 7.6 | 8.1 | 73 | 68 | 76 | SSW | 1 | SW | 4 | SW | 5 | 2⁰ | 8⁰ | 3⁰ | — | ⊿⁰ an |
| 13 | 60.0 | 60.2 | 61.3 | 13.0 | 15.0 | 12.0 | 15.2 | 8.1 | 8.8 | 9.9 | 9.2 | 80 | 78 | 89 | SSW | 2 | S | 2 | SW | 2 | 2⁰ | 8⁰ | 10⁰ | — | ⊿⁰ an; ∞¹ NE |
| 14 | 62.0 | 61.7 | 61.1 | 12.0 | 18.0 | 13.0 | **18.8** | 11.0 | 9.7 | 10.9 | 9.8 | 94 | 71 | 89 | SW | 3 | SSW | 3 | SW | 3 | 10¹ | 6¹ | 0 | — | ≡² 3p50-7p |
| 15 | 61.0 | 59.9 | 59.6 | 13.0 | 14.0 | 12.4 | 16.0 | 10.0 | 9.6 | 9.8 | 9.5 | 87 | 82 | 89 | SW | 2 | SW | 4 | SW | 4 | 0 | 3⁰ | 0 | — | ∞⁰ NE-SW |
| 16 | 60.0 | 59.6 | 59.6 | 12.0 | 13.0 | 12.4 | 14.6 | 9.5 | 9.2 | 9.8 | 9.5 | 89 | 89 | 89 | SSW | 3 | S | 3 | SW | 2 | 10⁰ | 0 | 0 | — | ⊿¹ an |
| 17 | 61.5 | 61.5 | 61.3 | 14.0 | 15.0 | 12.0 | 16.0 | 10.5 | 9.2 | 9.9 | 8.4 | 78 | 78 | 82 | SW | 3 | SW | 3 | SW | 4 | 3⁰ | 2⁰ | 0 | — | ≡⁰ MN-6a |
| 18 | 61.9 | 61.0 | 61.7 | 13.0 | 13.8 | 11.8 | 15.5 | 10.0 | 9.8 | 8.9 | 8.8 | 89 | 76 | 86 | SW | 4 | SW | 5 | SW | 5 | 9⁰ | 10⁰ | 2⁰ | — | ∞¹ NE |
| 19 | 60.9 | 60.0 | 60.1 | 12.0 | 14.0 | 12.0 | 14.3 | 8.0 | 9.2 | 9.2 | 9.2 | 89 | 78 | 89 | SW | 3 | SW | 4 | SW | 5 | 0 | 0 | 0 | — | ⊿¹ an; ∞¹ NE todo el d |
| 20 | 60.2 | 56.8 | 56.5 | 12.0 | 13.2 | 12.2 | 14.2 | 9.0 | 8.9 | 9.5 | 9.1 | 86 | 85 | 87 | SW | 5 | SW | 4 | SSW | 3 | 2⁰ | 0 | 0 | — | ⊿¹ an; ∞¹ II |
| 21 | 55.3 | 57.0 | 58.6 | 13.0 | 13.0 | 13.0 | 16.0 | 8.5 | 8.6 | 9.8 | 9.8 | 77 | 89 | 89 | SSW | 1 | N | 4 | NNE | 2 | 0 | 10² | 10² | — | ⊿² an, ≡² 1p30-2p; ∞ |
| 22 | 61.2 | 62.0 | 61.5 | 13.4 | 15.0 | 12.0 | 15.3 | 10.8 | 9.9 | 9.9 | 9.2 | 87 | 78 | 89 | N | 1 | WSW | 2 | SSW | 2 | 10¹ | 10¹ | 0 | — | |
| 23 | 59.7 | 60.3 | 59.1 | 13.0 | 14.0 | 12.0 | 15.2 | 8.5 | 9.8 | 9.5 | 8.4 | 89 | 80 | 82 | SSW | 3 | SSW | 4 | SW | 5 | 2⁰ | 0 | 0 | — | ⊿² an; ∞¹ |
| 24 | 58.9 | 59.4 | 58.0 | 12.0 | 13.0 | 12.0 | 14.0 | 9.0 | 8.4 | 8.6 | 8.9 | 82 | 77 | 86 | SW | 3 | SW | 4 | SSW | 2 | 4¹ | 5⁰ | 0 | — | cu de cord 1, 2 |
| 25 | 58.0 | 58.7 | 59.1 | 10.4 | 14.0 | 12.0 | 15.5 | 8.0 | 8.9 | 10.6 | 9.2 | **95** | 90 | 89 | SW | 2 | SW | 1 | N | 1 | 10² | 4⁰ | 10¹ | — | ≡² 3a-9a |
| 26 | 62.0 | 62.7 | 62.1 | 12.0 | 16.6 | 12.2 | 17.0 | 10.0 | 9.2 | 11.2 | 9.1 | 89 | 79 | 87 | N | 1 | NNW | 1 | SSW | 2 | 10¹ | 2⁰ | 3¹ | — | ≡² 1p; cu-ca de cord 2 |
| 27 | 60.6 | 61.7 | 60.0 | 12.0 | 15.0 | 11.0 | 17.0 | 8.1 | 8.0 | 9.9 | 7.4 | 76 | 78 | 75 | SSW | 2 | SW | 3 | S | 1 | 3⁰ | 0 | 0 | — | |
| 28 | 58.9 | 59.3 | 59.3 | 11.0 | 12.6 | 12.0 | 14.0 | 6.2 | 8.6 | 8.8 | 9.7 | 87 | 82 | 94 | N | 2 | NNE | 3 | N | 1 | 10¹ | 10¹ | 4⁰ | — | ●¹ 4p10-7p30 |
| 29 | 59.9 | 61.3 | 62.1 | 11.6 | 14.6 | 11.6 | 15.0 | 9.0 | 9.2 | 8.6 | 8.2 | 91 | 70 | 80 | NNE | 2 | NNW | 2 | N | 1 | 10¹ | 3¹ | 0 | 12.0 | ●⁰ ch 6a-7a20, ● ¹ 7a40-5 |
| 30 | 62.0 | 62.8 | 64.1 | 11.0 | 15.0 | 11.2 | 15.5 | 6.8 | 7.4 | 8.6 | 6.8 | 75 | 68 | 68 | SW | 1 | WSW | 2 | SW | 4 | 3⁰ | 2⁰ | 0 | 1.4 | cu de cord 1, 2 [cu co |
| 31 | 62.1 | 60.2 | 61.1 | 10.0 | 13.0 | 11.4 | 14.2 | **5.7** | 6.1 | 7.3 | 7.1 | 67 | 66 | 71 | S | 2 | SW | 4 | SW | 3 | 0 | 1⁰ | 0 | — | cu de cord 2 |
| Pro. Mit. | 60.6 | 60.3 | 60.3 | 12.0 | 14.2 | 12.2 | 15.4 | 8.8 | 8.6 | 9.4 | 8.9 | 83 | 78 | 84 | | 2.0 | | 2.9 | | 2.6 | 5.5 | 4.8 | 2.4 | 28.4 | |

Barómetro reducido a 0°C y a gravedad normal.

Barometer reduciert auf 0°C und Normalsch

CA (H = 100 m) **OCTUBRE 1912** φ = 35° 25′ S λ = 71° 47′ W $h_a$ = 2.9 m

| mp. a la temp. Temp. Freien | Velocidad del viento Windgeschwindigkeit | | | | | | | | Nubes (clase y dirección) Wolken (Art und Richtung) | | | Agua caída Niederschlag | | | Evaporación Verdunstung | | | |
|---|---|---|---|---|---|---|---|---|---|---|---|---|---|---|---|---|---|---|
| | m/minuto | | | km | | | | | | | | mm | | | mm | | | |
| x. Min. | 7a | 2p | 9p | 9p-7a | 7a-2p | 2p-9p | 7a-7a | k/1h | 7a | 2p | 9p | 7a | 2p | 9p | 7a | 2p | 9p | 7a-7a |
| 1.0 3.9 | 30 | 130 | 56 | 29.4 | 35.1 | 47.5 | 114.6 | 4.8 | ci E | | | — | — | — | 0.0 | 0.8 | 0.8 | **0.5** |
| 4.6 3.2 | 40 | 160 | 120 | 33.9 | 52.5 | 41.7 | 116.5 | 4.8 | | | | — | — | — | 0.2 | 2.0 | 1.4 | 1.8 |
| 7.0 5.0 | 60 | 0 | 0 | 29.4 | 36.1 | 12.9 | 123.6 | 5.2 | ci-cu S | ci W | ci | — | — | — | 0.4 | 1.2 | 0.9 | 3.8 |
| 8.0 7.0 | 15 | **372** | 65 | 10.8 | 69.1 | 64.6 | 59.8 | 2.5 | ci-cu NE | ci-cu NW | ci-cu | — | — | — | 0.0 | 1.2 | 1.0 | 2.1 |
| 2.0 5.4 | 0 | 0 | 0 | 8.8 | 36.3 | 13.3 | 142.5 | 5.9 | cu-ni N | cu-ni N | cu-ni | — | — | 0.0 | 0.4 | 0.4 | 0.8 | 2.6 |
| 7.5 8.0 | 0 | 0 | 0 | 9.3 | 23.2 | 13.9 | 58.9 | 2.5 | ci-cu W | fr-cu W | | — | — | — | 0.2 | 0.9 | 0.2 | 1.4 |
| 4.0 6.2 | 0 | 63 | 0 | 45.7 | 13.2 | 22.5 | 82.8 | 3.4 | cu-ni N | a-cu N | a-cu | — | — | — | 0.4 | 0.7 | 0.5 | 1.5 |
| 5.5 11.0 | 39 | 30 | 0 | 11.2 | 44.3 | 33.2 | 46.9 | 2.0 | cu SW | fr-cu W | fr-cu | — | — | — | 0.2 | 0.8 | 1.0 | 1.4 |
| 5.0 11.0 | 0 | 23 | 30 | 28.1 | 23.0 | 10.4 | 105.6 | 4.4 | fr-cu S | a-str SW | ci-str | — | — | — | 0.2 | 0.0 | 0.4 | 2.0 |
| 3.5 11.0 | 20 | 79 | 175 | 47.2 | 54.5 | 45.7 | 80.6 | 3.4 | cu-ni NW | a-str N | | — | — | — | 0.6 | 1.0 | 3.0 | 1.0 |
| 5.0 6.3 | 0 | 120 | 90 | 28.7 | 27.1 | 22.5 | 128.9 | 5.4 | ci-cu WSW | fr-cu NNW | fr-cu | — | 6.5 | — | 0.0 | 1.0 | 0.6 | 4.0 |
| 3.0 7.0 | 80 | 124 | 65 | 16.2 | 36.9 | 13.1 | 65.8 | 2.7 | ci SSE | a-str NW | a-str | — | — | — | 0.2 | 1.2 | 0.6 | 1.8 |
| 7.8 5.0 | 69 | 60 | 0 | 6.8 | 30.6 | 9.4 | 56.8 | 2.4 | | | | — | — | — | 0.3 | 1.1 | 0.9 | 2.1 |
| 1.0 9.5 | 30 | 39 | 0 | 6.6 | 18.8 | 3.9 | 46.6 | 1.9 | fr-cu W | fr-cu SW | | — | — | — | 0.1 | 1.0 | 0.8 | 2.1 |
| 9.5 9.5 | 20 | 18 | 0 | 28.9 | 27.6 | 17.5 | 51.6 | 2.2 | cu-ni N | ci SSW | ci | — | — | — | 0.2 | 0.8 | 1.2 | 2.0 |
| 9.5 8.0 | 0 | 25 | 40 | 3.4 | 10.3 | 21.2 | 48.5 | 2.0 | ci-cu NW | | | — | — | — | 0.2 | 2.6 | 1.4 | 2.2 |
| 8.5 7.0 | 0 | 30 | 0 | 23.0 | 36.1 | 22.0 | 54.5 | 2.3 | ci-cu NW | ci-cu SW | | — | — | — | 0.6 | 2.4 | 1.0 | **5.6** |
| 1.0 5.5 | 20 | 70 | 80 | 8.3 | 35.7 | 6.4 | 66.4 | 2.8 | ci-cu SE | a-cu NW | a-cu | — | — | — | 0.4 | 1.0 | 0.4 | 3.8 |
| 9.5 5.0 | 40 | 32 | 60 | 20.6 | 21.8 | 28.8 | 62.7 | 2.6 | ci S | | | — | — | — | 0.6 | 1.0 | 1.0 | 2.0 |
| 3.0 8.0 | 100 | 0 | 0 | 24.1 | 17.8 | 31.5 | 74.7 | 3.1 | a-cu S | | | — | — | — | 0.4 | 0.7 | 1.2 | 2.4 |
| 9.5 7.5 | 15 | 50 | 260 | 7.7 | 50.2 | 41.5 | 57.0 | 2.4 | cu S | | | — | — | — | 1.2 | 1.8 | 1.0 | 3.1 |
| 9.5 11.5 | 0 | 0 | 0 | 60.5 | 10.6 | 18.8 | 152.2 | 6.3 | cu-ni NW | cu-ni N | cu-ni | — | — | — | 0.8 | 0.3 | 0.3 | 3.6 |
| 3.0 9.5 | 10 | 42 | 0 | 5.7 | 20.2 | 10.0 | 35.1 | 1.5 | fr-cu S | | | — | — | — | 0.1 | 1.0 | 0.5 | 0.7 |
| 3.0 6.5 | 14 | 71 | 0 | 5.0 | 21.5 | 10.2 | 35.2 | 1.5 | ci SSW | ci NNW | | — | — | — | 0.1 | 1.2 | 1.2 | 1.6 |
| 3.0 6.2 | 30 | 65 | 202 | 2.9 | 35.5 | 55.7 | **14.6** | **1.4** | | cu E | cu-ni N | — | — | — | 0.4 | 1.4 | 1.5 | 2.8 |
| 4.6 10.5 | 20 | 0 | 0 | 69.0 | 51.3 | 10.8 | **160.2** | **6.7** | cu-ni NW | a-cu N | | — | 0.2 | — | 1.5 | 1.2 | 0.4 | 4.4 |
| 3.0 4.6 | 15 | 25 | 0 | 2.7 | 24.8 | 24.0 | 64.8 | 2.7 | | | | — | — | — | 0.8 | 1.2 | 1.0 | 2.4 |
| 3.0 7.0 | 50 | 60 | 124 | 1.7 | 35.0 | 60.3 | 50.5 | 2.1 | | | | 0.0 | 0.0 | 0.0 | 0.2 | 0.8 | 1.2 | 2.4 |
| 3.0 8.5 | 60 | 105 | 0 | 43.6 | 60.6 | 33.9 | 138.9 | 5.8 | | | | 7.2 | 0.5 | 1.2 | 0.2 | 0.8 | 1.1 | 2.2 |
| 3.0 5.5 | 20 | 41 | 0 | 1.3 | 16.8 | 20.1 | 95.8 | 4.0 | | | | — | — | — | 0.0 | 0.6 | 0.6 | 1.9 |
| 3.0 **1.0** | 120 | 80 | 30 | 3.4 | 22.5 | 13.0 | 40.3 | 1.7 | | | | — | — | — | 0.2 | 1.2 | 0.8 | 1.4 |
| 5.4 7.1 | 30 | 62 | 45 | 20.1 | 32.2 | 25.2 | 79.1 | 3.3 | | | | 7.2 | 7.2 | 1.2 | 12.1 | 33.3 | 28.7 | 72.6 |

NTA CARRANZA (H = 30 m) **OCTUBRE 1912** φ = 35° 36′ S λ = 72° 38′ W $h_a$ = 2 m

| | | | | | | | | | | | | | | | | | | |
|---|---|---|---|---|---|---|---|---|---|---|---|---|---|---|---|---|---|---|
| | | | 62.0 | 165.0 | 328.0 | 265.0 | 11.0 | | | | — | — | — | | | | |
| | | | 597.0 | 183.0 | 191.0 | **1090.0** | **45.4** | | | | — | — | — | | | | |
| | | | 96.0 | 228.0 | 15.0 | 470.0 | 19.6 | | str | | — | — | — | | | | |
| | | | 77.0 | 183.0 | 137.0 | 320.0 | 13.3 | str, ni N | cu-ni N | | — | — | — | | | | |
| | | | 63.0 | 38.0 | 29.0 | 383.0 | 16.0 | str-cu N | str-cu N | | — | — | — | | | | |
| | | | 48.0 | 40.0 | 83.0 | **115.0** | **4.8** | str-cu | str | | — | — | — | | | | |
| | | | 42.0 | 15.0 | 70.0 | 165.0 | 6.9 | cu-ni S | cu-ni N | cu-ni N | — | — | — | | | | |
| | | | 200.0 | 100.0 | 78.0 | 285.0 | 11.9 | cu-ni N | cu-ni N | cu-ni N | — | — | 0.1 | | | | |
| | | | 57.0 | 35.0 | 33.0 | 235.0 | 9.8 | cu-ni NE | cu-ca W, str-cu | str-cu | — | — | — | | | | |
| | | | 90.0 | 80.0 | 50.0 | 158.0 | 6.6 | str-cu | str-cu | ni W | — | 1.8 | 0.4 | | | | |
| | | | 94.0 | 85.0 | 261.0 | 224.0 | 9.3 | str-cu S | ci-str | | — | — | — | | | | |
| | | | 177.0 | 147.0 | 241.0 | 523.0 | 21.8 | str-cu W | ci-str | str | — | — | — | | | | |
| | | | 160.0 | 127.0 | 70.0 | 548.0 | 22.8 | ci | cu-ni S | cu ni W | — | — | — | | | | |
| | | | 190.0 | 85.0 | 120.0 | 387.0 | 16.1 | ni W | cu E | | — | — | — | | | | |
| | | | 200.0 | 122.0 | 200.0 | 405.0 | 16.9 | | cu-ca S | | — | — | — | | | | |
| | | | 248.0 | 200.0 | 50.0 | 570.0 | 23.8 | cu-ni W | | | — | — | — | | | | |
| | | | 222.0 | 110.0 | 246.0 | 472.0 | 19.7 | ci-cu S | ci-cu S | | — | — | — | | | | |
| | | | 220.0 | 159.0 | 235.0 | 576.0 | 24.0 | ci-cu S | str-cu | ci-cu S | — | — | — | | | | |
| | | | 180.0 | 195.0 | 265.0 | 574.0 | 23.9 | | | | — | — | — | | | | |
| | | | 258.0 | 232.0 | 180.0 | 718.0 | 29.9 | cu W | | | — | — | — | | | | |
| | | | 123.0 | 50.0 | 125.0 | 535.0 | 22.3 | | cu-ni N | cu ni N | — | — | — | | | | |
| | | | 65 0 | 25.0 | 48.0 | 240.0 | 10.0 | cu-ni N | cu-ni N | | — | — | — | | | | |
| | | | 66.0 | 111.0 | 185.0 | 139.0 | 5.8 | ci | | | — | — | — | | | | |
| | | | 135.0 | 165.0 | 178.0 | 431.0 | 18.0 | ci-cu | | | — | — | — | | | | |
| | | | 124.0 | 73.0 | 73.0 | 467.0 | 19.5 | ni S | cu | cu-ni | — | — | — | | | | |
| | | | 17.0 | 21.0 | 64.0 | 163.0 | 6.8 | cu-ni N | | cu-ca S | — | — | — | | | | |
| | | | 79.0 | 76.0 | 100.0 | 164.0 | 6.8 | ci | | | — | — | — | | | | |
| | | | 50.0 | 154.0 | 175.0 | 226.0 | 9.4 | cu-ni N | cu-ni N | cu-ni N | — | — | 10.2 | | | | |
| | | | 47.0 | 83.0 | 41.0 | 376.0 | 15.7 | cu-ni N | cu | | 1.8 | 1.4 | — | | | | |
| | | | 20.0 | 83.0 | 160.0 | 144.0 | 6.0 | cu | cu-ca | | — | — | — | | | | |
| | | | 266.0 | 458.0 | 161.0 | 509.0 | 21.2 | | | | — | — | — | | | | |
| | | | 137.8 | 123.5 | 135.2 | 383.1 | 16.0 | | | | 1.8 | 3.2 | 10.7 | | | | |

Las observaciones se efectuaron según hora oficial de Chile (75° de long.)

Alle Beobachtungen nach chilenischer Einheitszeit (75° Länge).

**PUNTA TUMBES** (H = 90 m) **OCTUBRE 1912** φ = 36° 36′ S λ = 73° 06′ W $C_g$ =

| Día / Tag | Barómetro Barometer 700 mm + 7a | 2p | 9p | Temperatura del aire Lufttemperatur C° 7a | 2p | 9p | Max. | Min. | Humedad absoluta Absolute Feuchtigkeit mm 7a | 2p | 9p | Humedad relativa Relative Feuchtigkeit % 7a | 2p | 9p | Dirección y fuerza del viento Richtung und Stärke des Windes 0—12 B 7a | 2p | 9p | Nebulosidad Bewölkung 0—10 7a | 2p | 9p | Agua caída Niederschlag mm 7a-7a | Notas Bemerkungen |
|---|---|---|---|---|---|---|---|---|---|---|---|---|---|---|---|---|---|---|---|---|---|---|
| 1 | **64.9** | 63.3 | 62.2 | 11.6 | 12.0 | 10.1 | 17.2 | 7.8 | 8.7 | 8.1 | 7.8 | 86 | 78 | 84 | W 1 | SW 4 | SW 3 | $1^0$ | $1^0$ | $1^0$ | — | |
| 2 | 60.5 | 59.5 | 57.4 | 10.1 | 14.8 | 14.0 | 15.0 | 8.2 | 6.7 | **5.8** | 7.2 | 73 | 47 | 61 | SE 3 | SW 5 | SW 2 | 0 | 0 | 0 | — | |
| 3 | 54.4 | 51.8 | **50.4** | 15.4 | 18.0 | *11.6* | 21.4 | 6.9 | 6.1 | 9.9 | 8.0 | 47 | 64 | **41** | SE 3 | S 3 | SE 2 | $1^0$ | $1^0$ | 0 | — | |
| 4 | 50.9 | | 53.0 | 13.5 | | 11.6 | **21.7** | 8.6 | 10.1 | | 9.4 | 88 | | 94 | NE 3 | | N 2 | $3^2$ | 0 | $10^1$ | — | ≡ 8a30-1p |
| 5 | 55.3 | 55.3 | 55.9 | 12.0 | 14.8 | 12.1 | 16.2 | 11.0 | 9.7 | 10.6 | 9.8 | 94 | 85 | 94 | NE 1 | NE 1 | SE 1 | $10^1$ | $10^1$ | 0 | — | |
| 6 | 56.3 | 57.0 | 53.7 | 15.2 | 14.7 | 11.2 | 15.4 | 10.0 | 10.8 | 10.0 | 8.9 | 84 | 81 | 90 | SW 1 | NW 2 | SW 1 | $8^1$ | $10^2$ | $1^1$ | — | |
| 7 | 53.7 | 53.1 | 55.2 | 10.9 | 11.2 | 11.5 | 12.9 | 9.9 | 8.9 | 9.9 | 10.1 | 92 | 00 | 00 | NW 1 | NW 4 | N 4 | $10^1$ | $10^1$ | $10^1$ | — | ●[1] 6p-8p |
| 8 | 54.7 | 54.1 | 55.5 | 11.3 | 11.8 | 12.0 | 13.0 | 9.8 | 10.0 | 10.3 | 9.3 | 00 | 00 | 90 | N 4 | N 5 | SW 3 | $10^2$ | $10^2$ | $10^2$ | **5.0** | ●[1] ch am; ≡ 4p-9p |
| 9 | 55.8 | 54.1 | 54.1 | 12.3 | 15.2 | 13.2 | 16.2 | 10.8 | 10.7 | 10.2 | 10.5 | 00 | 80 | 94 | NE 2 | NE 1 | C 0 | $8^2$ | $10^1$ | $10^1$ | — | ≡ 6a30-8a |
| 10 | 54.5 | | 56.4 | 11.8 | | 10.0 | 14.0 | 7.5 | 10.3 | | 8.7 | 00 | | 95 | NNW 4 | | SW 3 | $10^2$ | 0 | 0 | — | ≡ 6a45-8a25 |
| 11 | 59.7 | | 58.6 | 10.8 | | 11.2 | 13.2 | 10.5 | 7.5 | | 7.8 | 77 | | 79 | W 1 | | SW 1 | $2^1$ | 0 | $8^1$ | 3.5 | ●[2] ch an |
| 12 | 57.8 | 56.7 | | 10.4 | 10.2 | | | | 7.6 | | | 81 | | | S 1 | | SW 1 | $8^1$ | 0 | $3^1$ | — | |
| 13 | 56.3 | 56.3 | 56.6 | 11.9 | 13.2 | 11.9 | 14.2 | 10.5 | 9.1 | 10.4 | 9.2 | 89 | 93 | 90 | SW 1 | W 3 | NE 2 | $8^2$ | $10^2$ | $8^2$ | — | |
| 14 | 57.1 | 57.0 | 56.0 | 13.4 | 14.5 | 12.6 | 14.5 | 10.4 | 10.8 | **12.0** | 10.1 | 95 | 98 | 93 | NW 1 | N 1 | C 0 | $10^1$ | $9^1$ | 0 | — | ≡ 9a-2p50 |
| 15 | 57.2 | 56.6 | 55.9 | 13.3 | 13.9 | 11.6 | 14.5 | 9.9 | 9.9 | 9.8 | 9.3 | 88 | 84 | 92 | S 2 | W 3 | SW 4 | $3^1$ | $8^2$ | $10^2$ | — | |
| 16 | 55.3 | 55.0 | 54.7 | 11.4 | 13.6 | 12.7 | 14.0 | 9.3 | 8.3 | 9.7 | 10.9 | 83 | 85 | 00 | SW 2 | W 3 | W 4 | $9^2$ | $1^1$ | $10^1$ | — | |
| 17 | 57.6 | 58.1 | 57.3 | 12.4 | 14.5 | 11.5 | 14.6 | 10.5 | 8.9 | 9.2 | 8.3 | 85 | 75 | 82 | W 2 | W 6 | SW 3 | $8^2$ | 0 | 0 | — | |
| 18 | 57.8 | | 57.9 | 10.6 | | 11.4 | 13.6 | 8.8 | 7.2 | | 8.7 | 74 | | 87 | SE 3 | SW 3 | SW 1 | $9^2$ | 0 | 0 | — | |
| 19 | 57.6 | 56.0 | 56.4 | 11.4 | 14.2 | 12.0 | 14.5 | 7.4 | 8.3 | 9.9 | 9.2 | 83 | 83 | 89 | S 2 | SW 6 | SW 5 | $2^1$ | 0 | 0 | — | |
| 20 | 55.7 | 53.4 | 52.4 | 10.6 | 13.8 | 11.4 | 15.2 | 8.3 | 8.3 | 10.2 | 9.1 | 89 | 87 | 91 | SW 3 | SW 6 | SW 3 | 0 | 0 | 0 | — | |
| 21 | 50.1 | 51.0 | 54.0 | 13.3 | 15.3 | 11.9 | 17.0 | 10.5 | 9.2 | 11.4 | 9.9 | 81 | 88 | 96 | SE 2 | SW 3 | N 1 | 0 | 0 | $10^1$ | — | ≡ 6p20-7p20, 11p45- |
| 22 | 57.2 | 56.5 | 57.4 | 11.5 | 14.3 | 12.0 | 17.0 | 9.9 | 9.7 | 10.8 | 9.7 | 97 | 90 | 94 | SW 1 | SW 2 | SE 3 | $10^2$ | $10^2$ | $1^2$ | — | ≡ a interv MN-6a30 |
| 23 | 55.7 | 55.4 | 55.7 | 10.6 | 14.6 | 11.0 | 14.6 | 7.0 | 8.8 | 9.4 | 7.7 | 93 | 76 | 79 | SW 3 | SW 2 | S 3 | 0 | 0 | 0 | — | |
| 24 | 55.2 | 54.3 | 53.6 | 11.0 | 14.0 | 10.9 | 17.4 | 10.5 | 6.6 | 9.2 | 8.7 | 68 | 78 | 90 | SSE 3 | S 3 | SW 3 | $1^0$ | $8^2$ | 0 | — | |
| 25 | 53.2 | 53.9 | 54.1 | 10.8 | 13.8 | 11.4 | 14.4 | 7.8 | 8.7 | 9.9 | 8.6 | 90 | 85 | 86 | SSW 1 | NW 2 | NW 3 | 0 | 0 | $10^2$ | — | |
| 26 | 57.4 | 57.6 | 57.5 | 11.8 | 13.8 | 10.8 | 15.7 | 10.0 | 9.6 | 9.9 | 8.8 | 94 | 85 | 92 | NE 2 | NW 4 | SW 3 | $10^2$ | $1^2$ | $1^2$ | — | |
| 27 | 56.3 | | 54.1 | 10.3 | | 10.0 | 15.6 | 8.8 | 8.7 | | 7.5 | 94 | | 82 | NW 3 | | S 1 | $1^2$ | 0 | $1^0$ | — | |
| 28 | 52.9 | 52.8 | 53.9 | 11.0 | 9.7 | 10.0 | 12.0 | 7.0 | 8.6 | 8.7 | 7.3 | 87 | 98 | 89 | NW 5 | NE 3 | NW 4 | $10^2$ | $8^2$ | $3^1$ | — | ●[1] 10a-11a15 |
| 29 | 54.3 | 55.7 | 57.2 | 8.8 | 12.5 | 10.3 | 13.3 | 7.3 | 7.5 | 8.4 | 8.0 | 89 | 78 | 86 | NW 3 | NW 4 | NW 2 | $9^2$ | 0 | $2^2$ | 2.6 | ●[1] 5a-6a, II |
| 30 | 57.2 | 58.7 | 54.8 | 10.0 | 12.0 | 10.0 | 12.6 | 8.2 | 7.8 | 7.8 | 7.3 | 86 | 75 | 80 | SSW 1 | W 2 | W 4 | 8 | 9 | 2 | 0.4 | |
| 31 | 56.2 | 55.4 | 56.4 | 11.0 | 12.2 | 10.4 | 12.8 | **6.2** | 7.6 | 7.8 | 7.5 | 77 | 74 | 80 | SSW 1 | SW 5 | SW 6 | 8 | 9 | 0 | — | |
| Pro. Mit. | 56.1 | 55.7 | 55.6 | 11.6 | 13.6 | 11.4 | 15.1 | 9.0 | 8.7 | 9.6 | 8.8 | 86 | 82 | 86 | 2.1 | 3.3 | 2.5 | 5.7 | 4.0 | 3.6 | 11.5 | |

**CONCEPCION** (H = 15 m) **OCTUBRE 1912** . φ = 36° 50′ S λ = 73° 03′ W $C_g$ =

| | | | | | | | | | | | | | | | | | | | | | | |
|---|---|---|---|---|---|---|---|---|---|---|---|---|---|---|---|---|---|---|---|---|---|---|
| 1 | **71.3** | 70.5 | 68.7 | 9.4 | 15.2 | 12.4 | 17.2 | 5.5 | 8.0 | 7.7 | 9.1 | 90 | 60 | 85 | C 0 | S 2 | C 0 | 3 | 8 | 0 | — | ⌓ am |
| 2 | 68.1 | 65.3 | 62.3 | 9.4 | 20.4 | 12.8 | 22.5 | 5.0 | 6.3 | 8.7 | 9.6 | 71 | 49 | 87 | S 1 | S 3 | C 0 | 0 | 0 | 0 | — | ⌓ am |
| 3 | 62.1 | 58.2 | 57.5 | 12.2 | 27.6 | 13.4 | **29.0** | 4.8 | 6.7 | **6.4** | 8.6 | 61 | **23** | 75 | S 1 | C 0 | C 0 | 1 | 2 | 4 | — | ⌓ am |
| 4 | 57.4 | 57.7 | 58.8 | 13.8 | 16.0 | 12.0 | 20.0 | 9.8 | 7.7 | 10.9 | 9.3 | 66 | 81 | 89 | C 0 | N 4 | NW 2 | 8 | 1 | 10 | — | ⌓ am |
| 5 | 60.9 | 61.9 | 62.0 | 12.0 | 17.8 | 12.8 | 20.2 | 9.5 | 9.3 | 8.5 | 10.1 | 89 | 56 | 91 | C 0 | N 2 | C 0 | 10 | 9 | 0 | — | ≡ am |
| 6 | 62.3 | 62.0 | 60.7 | 12.4 | 14.8 | 12.4 | 19.5 | 8.9 | 10.0 | 7.9 | 9.1 | 93 | 63 | 85 | N 1 | WNW 2 | C 0 | 10 | 7 | 10 | — | |
| 7 | 58.8 | 57.4 | 58.7 | 11.0 | 13.6 | 11.2 | 16.5 | 7.5 | 8.5 | 7.6 | 9.3 | 86 | 65 | 93 | N 1 | N 3 | N 1 | 10 | 10 | 10 | — | ≡ 7p-20; ⌓ an |
| 8 | 61.0 | 59.8 | 60.7 | 11.0 | 13.2 | 11.8 | 14.5 | 11.0 | 8.9 | 9.9 | 9.4 | 91 | 87 | 91 | N 2 | N 4 | N 2 | 10 | 10 | 10 | 5.9 | ● MN-7a |
| 9 | 62.4 | 58.7 | 59.0 | 12.8 | 19.5 | 14.0 | 21.0 | 11.2 | 10.1 | 9.2 | 10.7 | 91 | 54 | 90 | N 1 | N 1 | C 0 | 10 | 10 | 10 | 1.0 | ● 6a y 8p |
| 10 | 60.9 | 61.0 | 61.7 | 12.6 | 16.4 | 10.6 | 16.8 | 10.5 | 10.4 | 9.7 | 8.9 | **96** | 70 | 93 | C 0 | N 4 | S 1 | 10 | 6 | 10 | 5.0 | ≡ 6a30, ● 6a40-MN |
| 11 | 66.0 | 65.0 | 64.7 | 10.6 | 15.8 | 11.4 | 17.5 | 7.5 | 8.2 | 7.9 | 7.8 | 86 | 59 | 78 | C 0 | WSW 2 | C 0 | 8 | 6 | 2 | 2.8 | |
| 12 | 63.5 | 62.1 | 62.7 | 8.4 | 16.4 | 10.6 | 18.5 | 5.5 | 7.2 | 8.3 | 7.1 | 87 | 60 | 75 | C 0 | WSW 4 | C 0 | 0 | 6 | 0 | — | ⌓ am |
| 13 | 62.8 | 61.5 | 63.0 | 12.8 | 17.8 | 12.4 | 20.4 | 5.5 | 9.6 | 10.8 | 9.0 | 87 | 71 | 84 | C 0 | NW 2 | NW 1 | 1 | 4 | 0 | — | ⌓ am |
| 14 | 62.9 | 63.0 | 63.1 | 14.2 | 16.4 | 13.2 | 18.5 | 11.8 | 11.3 | **11.8** | 9.9 | 94 | 85 | 87 | C 0 | SW 2 | C 0 | 10 | 5 | 8 | — | ≡ 7a20-8a15, ● 8a3 |
| 15 | 63.7 | 63.1 | 63.1 | 12.6 | 18.8 | 12.2 | 20.5 | 8.5 | 10.2 | 10.8 | 9.2 | 93 | 67 | 87 | S 1 | S 4 | C 0 | 2 | 6 | 8 | 8.4 | ⌓ am |
| 16 | 62.1 | 61.5 | 61.5 | 11.6 | 17.2 | 13.6 | 18.2 | 8.2 | 8.6 | 9.6 | 10.9 | 84 | 65 | 94 | S 3 | W 3 | W 1 | 6 | 7 | 10 | — | ● 9p10-MN |
| 17 | 64.5 | 64.6 | 64.4 | 13.0 | 17.2 | 12.0 | 18.8 | 9.2 | 10.2 | 7.9 | 8.2 | 91 | 54 | 78 | C 0 | S 3 | S 2 | 9 | 2 | 0 | 1.9 | |
| 18 | 64.6 | 64.5 | 64.9 | 10.4 | 14.4 | 11.8 | 18.6 | 7.0 | 8.1 | 8.3 | 8.5 | 86 | 68 | 82 | C 0 | S 1 | S 1 | 10 | 9 | 0 | — | ⌓ am |
| 19 | 62.5 | 62.2 | 63.2 | 12.2 | 18.6 | 12.4 | 19.5 | 6.4 | 9.7 | 8.9 | 9.3 | 91 | 56 | 87 | S 2 | S 5 | C 0 | 1 | 3 | 0 | — | ⌓ am |
| 20 | 62.7 | 58.9 | 59.3 | 11.8 | 21.8 | 12.0 | 23.5 | 6.4 | 9.2 | 8.8 | 9.3 | 89 | 45 | 89 | C 0 | S 3 | C 0 | 1 | 0 | 0 | — | ⌓ am |
| 21 | **57.0** | 57.7 | 60.2 | 15.6 | 21.8 | 13.2 | 23.8 | 6.4 | 9.2 | 10.1 | 10.1 | 69 | 52 | 89 | S 1 | NW 2 | N 1 | 0 | 0 | 10 | — | ⌓ am |
| 22 | 63.2 | 63.2 | 63.4 | 12.6 | 18.2 | 14.2 | 21.0 | 7 4 | 9.7 | 11.1 | 10.6 | 89 | 71 | 88 | SW 1 | WSW 1 | C 0 | 9 | 9 | 10 | — | ⌓ am |
| 23 | 62.8 | 61.4 | 61.9 | 12.2 | 20.0 | 11.6 | 21.6 | 6.6 | 9.0 | 8.7 | 7.9 | 85 | 50 | 78 | C 0 | S 3 | C 0 | 0 | 0 | 0 | — | ⌓ am |
| 24 | 62.0 | 59.6 | 60.5 | 12.0 | 21.2 | 12.0 | 22.8 | 6 0 | 7.3 | 8.3 | 9.3 | 70 | 45 | 89 | C 0 | S 2 | C 0 | 4 | 6 | 0 | — | ⌓ am |
| 25 | 59.8 | 59.4 | 61.6 | 10.8 | 18.4 | 12.6 | 20.5 | 5.8 | 8.8 | 8.5 | 8.3 | 91 | 54 | 76 | C 0 | NW 5 | W 1 | 7 | 2 | 9 | — | ⌓ am |
| 26 | 63.9 | 64.2 | 64.6 | 13.0 | 16.2 | 11.4 | 20.2 | 10.5 | 8.8 | 8.9 | 8.9 | 79 | 64 | 89 | N 2 | N 2 | WNW 1 | 10 | 9 | 3 | — | |
| 27 | 63.6 | 62.7 | 61.5 | 11.8 | 14.8 | 8.0 | 17.8 | 5.4 | 8.7 | 7.2 | 6.2 | 84 | 58 | 77 | C 0 | WSW 3 | C 0 | 2 | 7 | 8 | — | ⌓ am |
| 28 | 59.6 | 59.7 | 60.8 | 10.8 | 10.4 | 9.0 | 16.8 | 5.5 | 8.1 | 8.3 | 8.1 | 84 | 88 | 94 | NE 3 | N 1 | C 0 | 10 | 10 | 2 | — | ● a interv p |
| 29 | 61.4 | 63.0 | 64.1 | 9.2 | 14.2 | 9.0 | 17.2 | 7.8 | 7.8 | 7.8 | 7.8 | 90 | 64 | 91 | N 1 | N 3 | C 0 | 10 | 8 | 4 | **16.3** | ● 0a30-7a20, △ 11a |
| 30 | 64.3 | 64.7 | 66.5 | 9.8 | 14.6 | 9.8 | 16.5 | 5.0 | 7.8 | 6.9 | 6.7 | 86 | 55 | 74 | C 0 | SW 2 | C 0 | 2 | 4 | 0 | 7.5 | |
| 31 | 65.2 | 62.0 | 63.8 | 9.4 | 15.6 | 10.2 | 17.5 | **8.0** | 6.9 | 7.0 | 6.3 | 78 | 53 | 68 | SSW 1 | SW 5 | SW 1 | 0 | 2 | 0 | — | ⌓ am |
| Pro. Mit. | 62.7 | 61.8 | 62.2 | 11.7 | 17.2 | 11.8 | 19.6 | 7.4 | 8.7 | 8.8 | 8.8 | 85 | 61 | 85 | 0.7 | 2.8 | 0.5 | 5.6 | 5.4 | 4.5 | 48.8 | |

Barómetro reducido a 0°C y a gravedad normal.

Barometer reduciert auf 0°C und Norma

**TA TUMBES** (H = 90 m) **OCTUBRE 1912** $\varphi = 36°\ 36'$ S $\lambda = 73°\ 06'$ W $h_a = --$

| p. a la temp. Temp. Freien. ° x. Min. | Velocidad del viento Windgeschwindigkeit m/minuto | | | km | | | | | Nubes (clase y dirección) Wolken (Art und Richtung) | | | Agua caída Niederschlag mm | | | Evaporación Verdunstung mm | | | |
|---|---|---|---|---|---|---|---|---|---|---|---|---|---|---|---|---|---|---|
| | 7a | 2p | 9p | 9p-7a | 7a-2p | 2p-9p | 7a-7a | k/1h | 7a | 2p | 9p | 7a | 2p | 9p | 7a | 2p | 9p | 7a-7a |
| | | | | | | | | | ci | ci | ci | — | — | — | | | | |
| | | | | | | | | | | | | — | — | — | | | | |
| | | | | | | | | | str | ci | | — | — | — | | | | |
| | | | | | | | | | ci-cu | | a-str | — | — | — | | | | |
| | | | | | | | | | str | a-str | | — | — | — | | | | |
| | | | | | | | | | str | str | str | — | — | — | | | | |
| | | | | | | | | | str-cu | str-cu | str-cu | — | — | 1.0 | | | | |
| | | | | | | | | | ni N | ni N | ni SW | 4.0 | — | — | | | | |
| | | | | | | | | | fr-str | a-str | a-str | — | — | — | | | | |
| | | | | | | | | | str NW | | | — | — | — | | | | |
| | | | | | | | | | str-cu | | str-cu | 3.5 | — | — | | | | |
| | | | | | | | | | str | | str | — | — | — | | | | |
| | | | | | | | | | ci-cu | str | ci-cu | — | — | — | | | | |
| | | | | | | | | | ci-str | ci-str | | — | — | — | | | | |
| | | | | | | | | | fr-str | ci-cu | ci-str | — | — | — | | | | |
| | | | | | | | | | str-cu SW | fr-str | a-str | — | — | — | | | | |
| | | | | | | | | | str-cuW | | | — | — | -- | | | | |
| | | | | | | | | | a-str | | | — | — | — | | | | |
| | | | | | | | | | ci-cu | | | — | — | — | | | | |
| | | | | | | | | | | | | — | — | — | | | | |
| | | | | | | | | | | | a-str | — | — | — | | | | |
| | | | | | | | | | a-str | fr-str | fr-str | — | — | — | | | | |
| | | | | | | | | | | | | — | — | — | | | | |
| | | | | | | | | | ci | ci-cu | | — | — | — | | | | |
| | | | | | | | | | | | a-str NW | — | — | — | | | | |
| | | | | | | | | | a-str | cu | cu | — | — | — | | | | |
| | | | | | | | | | str-cu | | ci | — | — | — | | | | |
| | | | | | | | | | ci-str | ni | fr-ni | — | 0.4 | — | | | | |
| | | | | | | | | | fr-ni | | ni | 2.2 | — | 0.4 | | | | |
| | | | | | | | | | cu | cu | ci | — | — | — | | | | |
| | | | | | | | | | cu | cu | | — | — | — | | | | |
| | | | | | | | | | | | | 9.7 | 0.4 | 1.4 | | | | |

**CEPCION** (H = 15 m) **OCTUBRE 1912** $\varphi = 36°\ 50'$ S $\lambda = 73°\ 03'$ W $h_a = 15$ m

| | | | | | | | | | | | | | | | | | | |
|---|---|---|---|---|---|---|---|---|---|---|---|---|---|---|---|---|---|---|
| 0 | 150 | 0 | 9.8 | 70.2 | 41.8 | 97.5 | 4.1 | a-str | a-str | | — | — | — | 0.1 | 1.4 | 1.8 | 1.8 |
| 35 | 200 | 0 | 27.0 | 54.8 | 55.4 | 139.0 | 5.8 | | | | — | — | — | 0.1 | 2.5 | 1.7 | 3.3 |
| 70 | 18 | 0 | 21.2 | 31.4 | 59.6 | 131.4 | 5.5 | a-str | a-str | a-str | — | — | — | 0.1 | 4.0 | 3.3 | 4.3 |
| 20 | 250 | 100 | 30.6 | 54.4 | 70.9 | 121.6 | 5.1 | str-cu | ci-cu | str | — | — | — | 0.2 | 1.5 | 0.9 | **7.5** |
| 0 | 170 | 0 | 24.0 | 48.7 | 60.0 | 149.3 | 6.2 | str | a-cu | | — | — | — | 0.1 | 1.9 | 0.7 | 2.5 |
| 55 | 120 | 0 | 19.2 | 45.2 | 56.6 | 127.9 | 5.3 | str-cu | ci-cu | str | — | — | — | 0.1 | 0.8 | 0.4 | 2.7 |
| 75 | 190 | 85 | 28.4 | 60.0 | 53.5 | 130.2 | 5.4 | str | ni | ni | — | — | — | 0.0 | 1.4 | 0.5 | 1.2 |
| 120 | 250 | 100 | 5.0 | 70.0 | 79.9 | 118.5 | 4.9 | ni | ni | ni | 5.9 | — | — | 0.0 | 0.0 | 0.1 | 1.9 |
| 35 | 90 | 0 | 30.0 | 20.4 | 38.1 | 179.9 | 7.5 | str | ni | ni | 1.0 | — | — | 0.0 | 2.2 | 0.8 | **0.1** |
| 0 | 270 | 75 | 13.8 | 78.6 | 28.6 | 72.3 | 3.0 | ni | ni | ni | 5.0 | — | 0.8 | 0.0 | 0.7 | 0.5 | 3.0 |
| 25 | 135 | 0 | 22.0 | 42.8 | 46.4 | 129.2 | 5.4 | str-cu | fr-cu | fr-cu | 2.0 | — | — | 0.0 | 2.5 | 1.7 | 1.2 |
| 0 | 283 | 0 | 19.5 | 60.2 | 45.9 | 108.7 | 4.5 | | a-str | | — | — | — | 0.1 | 3.0 | 1.2 | 4.3 |
| 0 | 150 | 95 | 5.0 | 61.4 | 60.8 | 111.1 | 4.6 | ci-str | a-str | | — | — | — | 0.1 | 2.4 | 1.1 | 4.3 |
| 25 | 130 | 0 | 22.8 | 57.4 | 45.6 | 145.0 | 6.0 | ni | ni | fr-ni | — | 8.4 | — | 0.1 | 0.3 | 0.3 | 3.6 |
| 36 | 240 | 0 | 5.6 | 70.2 | 54.0 | 108.6 | 4.5 | a-str | a-str | a-str | — | — | -- | 0.1 | 2.4 | 1.1 | 0.7 |
| 188 | 170 | 53 | 25.0 | 75.5 | 91.8 | 149.2 | 6.2 | a-str | ni | ni | — | — | — | 0.1 | 2.4 | 0.1 | 3.6 |
| 21 | 210 | 89 | 42.7 | 67.1 | 57.7 | **210.0** | **8.8** | ci-cu | cu-ni | | 1.9 | — | — | 0.0 | 3.8 | 1.6 | 2.5 |
| 0 | 92 | 120 | 26.6 | 26.4 | 35.1 | 151.4 | 6.3 | a-str | ci-cu | | — | — | — | 0.1 | 1.3 | 0.8 | 5.5 |
| 121 | 325 | 0 | 21.7 | 67.7 | 59.3 | 83.2 | 3.5 | ci-str | ci-str | | — | — | — | 0.2 | 3.0 | 1.6 | 2.3 |
| 0 | 225 | 0 | 6.4 | 58.7 | 62.1 | 133.4 | 5.6 | a-str | | | — | — | — | 0.1 | 3.2 | 2.0 | 4.7 |
| 87 | 130 | 95 | 1.1 | 50.2 | 57.8 | 121.9 | 5.1 | | | str | — | — | — | 0.1 | 1.7 | 1.6 | 5.3 |
| 50 | 98 | 0 | 42.8 | 21.3 | 42.5 | 150.8 | 6.3 | ci-cu | ci-str | str | — | -- | — | 0.1 | 0.9 | 1.4 | 3.4 |
| 0 | 235 | 0 | 1.4 | 34.1 | 74.1 | 65.2 | **2.7** | | | | — | — | — | 0.1 | 2.7 | 2.1 | 2.4 |
| 0 | 169 | 0 | 3.7 | 53.1 | 46.3 | 111.9 | 4.7 | ci-str | a-str | | — | — | — | 0.2 | 3.2 | 2.1 | 5.0 |
| 0 | 301 | 80 | 1.2 | 46.0 | 49.8 | 100.6 | 4.2 | str | str cu | str | — | — | — | 0.1 | 2.6 | 2.0 | 5.4 |
| 110 | 125 | 60 | 40.2 | 69.0 | 41.0 | 136.0 | 5.7 | a-str | cu | str | — | — | — | 0.2 | 2.0 | 1.3 | 4.8 |
| 0 | 175 | 0 | 8.2 | 71.2 | 46.7 | 118.2 | 4 9 | fr-cu | fr-cu | ci-str | — | — | — | 0.1 | 2.2 | 1.0 | 3.4 |
| 190 | 35 | 10 | 12.3 | 69.1 | 22.1 | 130.2 | 5.4 | ni | ni | ni | — | 9.5 | 1.3 | 0.0 | 0.4 | 0.0 | 3.2 |
| 58 | 230 | 0 | 23.1 | 59.7 | 28.6 | 114.3 | 4.8 | ni | ni | a-str | 5.5 | 1.9 | 2.8 | 0.0 | 1.1 | 0.8 | 0.4 |
| 0 | 163 | 20 | 7.5 | 54.1 | 2.6 | 95.8 | 4.0 | fr-cu | cu | | 2.8 | — | — | 0.0 | 1.9 | 1.2 | 1.9 |
| 55 | **340** | 45 | 7.2 | 62.6 | 84.2 | **63.9** | **2.7** | | a-str | | — | — | — | 0.1 | 2.5 | 2.1 | 3.2 |
| 44 | 183 | 33 | 17.9 | 55.2 | 51.6 | 122.8 | 5.1 | | | | 24.1 | 19.8 | 4.9 | 2.6 | 61.9 | 37.8 | 99.4 |

Observaciones se efectuaron según hora oficial de Chile (75° de long.)

Alle Beobachtungen nach chilenischer Einheitszeit (75° Länge).

**CONTULMO** (H = 50 m) **OCTUBRE 1912** φ = 38° 02′ S λ = 73° 12′ W $C_g$ =

| Día / Tag | Barómetro Barometer 700 mm + 7a | 2p | 9p | Temperatura del aire Lufttemperatur C° 7a | 2p | 9p | Max. | Min. | Humedad absoluta Absolute Feuchtigkeit mm 7a | 2p | 9p | Humedad relativa Relative Feuchtigkeit % 7a | 2p | 9p | Dirección y fuerza del viento Richtung und Stärke des Windes 0—12 B 7a | 2p | 9p | Nebulosidad Bewölkung 0—10 7a | 2p | 9p | Agua caída Niederschlag mm 7a-7a | Notas Bemerkungen |
|---|---|---|---|---|---|---|---|---|---|---|---|---|---|---|---|---|---|---|---|---|---|---|
| 1 | **70.1** | 68.8 | 68.9 | 9.1 | 15.9 | 5.1 | | | 7.4 | 6.0 | 6.0 | 87 | 45 | 92 | W 3 | SW 4 | S 3 | 6 | 4 | 0 | 2.5 | ● 0a30-7a |
| 2 | 67.7 | 64.6 | 64.7 | 9.1 | 20.7 | 11.2 | | | **5.1** | 7.3 | 6.3 | 60 | 41 | 63 | S 4 | S 4 | S 4 | 0 | 0 | 0 | — | ⌓ am |
| 3 | 61.9 | 58.8 | 58.0 | 12.9 | 24.0 | 14.8 | | | 5.6 | 6.7 | 7.6 | 51 | **30** | 61 | S 6 | S 5 | S 5 | 0 | 1 | 0 | — | |
| 4 | 56.3 | 56.6 | 58.7 | 14.2 | 24.3 | 13.7 | | | 7.1 | 11.5 | 10.2 | 59 | 51 | 88 | W 3 | W 3 | W 3 | 6 | 4 | 10 | — | ⊕ 11a30 |
| 5 | 60.0 | 60.8 | 56.7 | 12.6 | 16.4 | 12.7 | | | 8.7 | 9.9 | 9.4 | 81 | 71 | 87 | N 3 | N 3 | N 3 | 8 | 10 | 10 | — | ⌓ am |
| 6 | 61.5 | 60.8 | 59.8 | 11.1 | 14.3 | 11.9 | | | 8.7 | 9.2 | 8.9 | 89 | 76 | 86 | NW 3 | NW 3 | NW 3 | 6 | 10 | 10 | — | ⌓ am. Florecen lo |
| 7 | 58.1 | **55.9** | 57.7 | 11.9 | 21.4 | 11.6 | | | 8.5 | 8.8 | 9.3 | 83 | 46 | 92 | W 3 | NW 5 | NW 4 | 4 | 6 | 10 | — | ● 5p40-MN; ⌓ am |
| 8 | 59.6 | 59.4 | 60.2 | 13.2 | 17.2 | 13.4 | | | 9.7 | 10.5 | 9.9 | 87 | 72 | 87 | NW 3 | NW 3 | NW 4 | 10 | 10 | 10 | 7.3 | ≡ 8p50-9p40 |
| 9 | 60.7 | 59.3 | 58.7 | 11.8 | 21.0 | 13.5 | | | 9.3 | 10.5 | 10.6 | 91 | 57 | 93 | NW 3 | NW 3 | NW 3 | 2 | 8 | 10 | 0.8 | ≡ 3a-4a40; ● 5p30 |
| 10 | 58 8 | 59.1 | 61.6 | 12.4 | 16.2 | 8.8 | | | 10.0 | 8.4 | 7.3 | 94 | 61 | 87 | NW 4 | NW 6 | SW 3 | 10 | 8 | 6 | 14.6 | ● MN-10a, 3p10-M |
| 11 | 64.0 | 64.1 | 64.1 | 9.8 | 14.0 | 9.7 | | | 8.0 | 7.7 | 7.7 | 88 | 65 | 86 | SW 3 | SW 5 | SW 3 | 9 | 6 | 8 | 19.0 | ● a interv 1a40-2p |
| 12 | 63.9 | 63.5 | 64.0 | 7.5 | 17.4 | 9.2 | | | 6.9 | 7.8 | 7.5 | 89 | 53 | 88 | S 2 | S 4 | S 3 | 1 | 8 | 8 | 3.7 | ⌓ am |
| 13 | 63.7 | 62.6 | 63.2 | 10.6 | 18.1 | 12.7 | | | 8.4 | 11.7 | 9.1 | 90 | 75 | 85 | W 3 | NW 3 | NW 3 | 8 | 10 | 10 | — | ⌓ am |
| 14 | 62.6 | 63.0 | 63.9 | 12.9 | 19.0 | 12.6 | | | 10.4 | 11.1 | 9.6 | **95** | 68 | 89 | NW 3 | NW 4 | SW 3 | 10 | 8 | 10 | 9.5 | ● 4a15-11a |
| 15 | 64.8 | 64.0 | 63.8 | 14.4 | 18.2 | 11.9 | | | 9.5 | 10.2 | 9.0 | 80 | 65 | 87 | E 4 | E 3 | S 3 | 6 | 6 | 10 | 4.0 | ⌓ am; ⊕ 2p35 |
| 16 | 62.9 | 61.8 | 61.2 | 11.3 | 16.8 | 13.6 | | | 7.7 | 11.0 | 10.8 | 77 | 77 | 94 | W 3 | NW 4 | NW 4 | 8 | 10 | 10 | — | ● 6p40-10p10; ⌓ a |
| 17 | 64.2 | 65.6 | 66.0 | 11.5 | 14.7 | 6.7 | | | 8.9 | 8.1 | 6.7 | 88 | 65 | 91 | W 4 | W 5 | SW 4 | 8 | 6 | 0 | 6.1 | ● 5a40-6a30, 9a30- |
| 18 | 64.3 | 64.1 | 65.2 | 8.8 | 15.2 | 8.5 | | | 7.6 | 8.5 | 7.6 | 91 | 66 | 92 | W 2 | W 3 | W 2 | 10 | 10 | 0 | 1.6 | ⌓ am |
| 19 | 64.8 | 63.7 | 64.7 | 11.3 | 18.1 | 9.2 | | | 7.9 | 9.5 | 7.8 | 79 | 62 | 91 | S 4 | S 5 | S 2 | 2 | 5 | 0 | — | ⌓ am; ∪ 7p5 |
| 20 | 64.2 | 61.2 | 61.1 | 12.0 | 21.9 | 10.3 | | | 8.2 | 9.4 | 8.0 | 79 | 48 | 86 | SE 3 | S 5 | S 4 | 0 | 0 | 0 | — | ⌓ am |
| 21 | 58.4 | 57.6 | 60.2 | 16.3 | 21.2 | 12.9 | | | 8.0 | **11.8** | 9.7 | 58 | 64 | 88 | S 4 | S 4 | S 2 | 0 | 0 | 10 | — | ⌓ am |
| 22 | 63.4 | 63.2 | 64.4 | 13.3 | 20.1 | 11.3 | | | 9.4 | 10.7 | 9.0 | 83 | 61 | 91 | S 3 | S 4 | S 3 | 8 | 8 | 4 | — | ⌓ am; ∪ 7p30 |
| 23 | 61.8 | 61.9 | 62.3 | 11.7 | 20.0 | 7.1 | | | 7.5 | 8.9 | 6.8 | 74 | 52 | 90 | S 2 | SW 4 | S 3 | 0 | 1 | 0 | — | ⌓ am |
| 24 | 62.1 | 60.0 | 60.6 | 11.4 | 21.1 | 8.6 | | | 7.1 | 9.0 | 7.7 | 71 | 49 | 92 | E 4 | E 4 | S 2 | 0 | 0 | 0 | — | ⌓ am |
| 25 | 59.1 | 58.8 | 59.1 | 9.5 | 20.0 | 9.2 | | | 7.4 | 9.9 | 7.6 | 86 | 57 | 89 | SW 2 | NW 5 | S 4 | 0 | 1 | 0 | — | ⌓ am |
| 26 | 62.5 | 62.8 | 63.0 | 11.9 | 14.8 | 11.4 | | | 8.0 | 8.3 | 8.8 | 77 | 66 | 88 | N 3 | N 3 | NW 2 | 8 | 10 | 10 | — | ⌓ am |
| 27 | 61.9 | 61.5 | 60.3 | 11.4 | 14.4 | 8.0 | | | 8.7 | 7.9 | 6.8 | 87 | 64 | 85 | NW 3 | NW 3 | NW 3 | 10 | 10 | 8 | — | ⌓ am; ∪ 9p40 |
| 28 | 57.5 | 57.9 | 58.9 | 10.1 | 9.9 | 8.5 | | | 7.5 | 8.0 | 7.7 | 80 | 88 | 93 | NW 4 | NW 3 | NW 3 | 10 | 10 | 10 | — | ● 8a20-10p; ⌓ am |
| 29 | 59.5 | 61.0 | 62.3 | 8.6 | 12.6 | 6.5 | | | 7.3 | 7.2 | 6.5 | 88 | 67 | 90 | NW 3 | NW 4 | NW 3 | 10 | 10 | 1 | **23.5** | ● 4a40-5p, △ 9a15; |
| 30 | 62.7 | 62.8 | 65.0 | 8.5 | 13 6 | 5.9 | | | 7.2 | 6.6 | 6.3 | 87 | 57 | 91 | NW 3 | W 5 | SW 3 | 3 | 4 | 0 | 4.6 | ● 1a-3a, △ 9a35-9 |
| 31 | 64.2 | 60.8 | 61.9 | 8.8 | 16.6 | 5.8 | | | 6.6 | 7.7 | 6.2 | 78 | 55 | 90 | SW 3 | SW 4 | SW 3 | 4 | 3 | 0 | 3.7 | ⌓ am [9a |
| Pro. Mit. | 62.2 | 61.5 | 61.9 | 11.3 | 17.7 | 10.2 | | | 8.0 | 9.0 | 8.1 | 81 | 60 | 87 | 3.2 | 4.0 | 3.1 | 5.4 | 6.0 | 5.3 | 100.9 | |

**ISLA MOCHA (W)** (H = 20 m) **OCTUBRE 1912** φ = 38° 21′ S λ = 73° 58′ W $C_g$ =

| | | | | | | | | | | | | | | | | | | | | | | |
|---|---|---|---|---|---|---|---|---|---|---|---|---|---|---|---|---|---|---|---|---|---|---|
| 1 | 71.2 | **73.1** | 72.2 | 11.4 | 11.7 | 8.5 | 15.4 | 8.0 | **7.1** | 8.0 | 7.9 | 71 | 79 | 96 | S 1 | SSW 1 | S 1 | 5 | 5 | 0 | 1.1 | |
| 2 | 70.5 | 69.2 | 68.4 | 9.9 | 12.0 | 12.1 | 13.0 | 7.7 | 7.8 | 8.0 | 9.4 | 86 | 76 | 90 | SE 1 | S 1 | S 2 | 0 | 0 | 6[1] | — | |
| 3 | 64.9 | 61.0 | 60.9 | 11.3 | 13.4 | 12.7 | 14.1 | 9.9 | 8.7 | 9.5 | 9.1 | 88 | 83 | 85 | SSE 2 | SSE 2 | SW 2 | 0 | 0 | 0 | — | |
| 4 | 57.8 | 60.4 | 61.8 | 11.1 | 11.9 | 11.0 | **16.3** | 10.5 | 9.6 | 9.9 | 9.4 | 98 | 96 | 96 | N 1 | N 1 | N 1 | 9[1] | 10[1] | 0 | — | |
| 5 | 61.8 | 62.0 | 61.9 | 11.1 | 13.0 | 11.7 | 14.7 | 10.0 | 8.5 | 9.8 | 10.1 | 86 | 89 | 99 | S 1 | S 1 | S 1 | 9[1] | 8[0] | 6[1] | — | |
| 6 | 62.7 | 62.0 | 61.9 | 12.0 | 13.1 | 12.0 | 14.3 | 10.0 | 9.4 | 9.9 | 10.1 | 91 | 89 | 97 | N 1 | NW 1 | NW 1 | 10[1] | 10[0] | 10[2] | — | |
| 7 | 58.5 | 57.4 | 57.5 | 11.1 | 12.1 | 11.9 | 14.0 | 9.9 | 9.4 | 9.3 | 10.0 | 95 | 89 | 97 | N 2 | N 3 | N 5 | 6[1] | 8[1] | 10[2] | — | ●[1] 3p12-MN |
| 8 | 60.9 | 61.5 | 62.1 | 11.9 | 13.0 | 13.0 | 15.6 | 10.0 | 10.2 | 10.2 | 10.2 | 98 | 93 | 93 | NW 1 | NNW 1 | NW 1 | 3 | 9[1] | 10[2] | 8.6 | ●[0] MN-3a; ≡[2] MN- |
| 9 | 62.9 | 62.3 | 60.8 | 12.7 | 14.1 | 13.0 | 14.3 | 11.1 | 10.0 | **11.3** | 9.8 | 92 | 95 | 89 | N 1 | N 1 | N 1 | 7[1] | 3 | 10[2] | — | ≡ 7a20-8a30 |
| 10 | 59.8 | 59.5 | 62.4 | 12.8 | 13.0 | 11.9 | 14.1 | 10.9 | 10.4 | 10.6 | 9.1 | 95 | 96 | 89 | WNW 1 | NW 1 | NW 1 | 7[1] | 10[2] | 0 | — | ●[1] gt 7a35, ●[1] 1p50 |
| 11 | 65.9 | 66.7 | 66.3 | 12.0 | 13.0 | 10.5 | 13.5 | 8.0 | 9.3 | 10.0 | 7.7 | 90 | 90 | 81 | SW 1 | WSW 1 | SW 1 | 7[1] | 8[1] | 0 | 10.3 | ●[1] ch 1a17-6a |
| 12 | 63.7 | 63.7 | 63.3 | 9.9 | 12.3 | 11.2 | 12.9 | 5.5 | 7.9 | 8.0 | 9.4 | 87 | 76 | 95 | N 1 | N 1 | N 1 | 8[1] | 10[0] | 10[2] | — | ≡[0] 3p-10p20; ≡ 6p- |
| 13 | 63.8 | 63.3 | 62.8 | 11.6 | 13.2 | 12.0 | 14.0 | 9.0 | 9.6 | 9.5 | 9.9 | 95 | 85 | 96 | WNW 1 | W 1 | NW 1 | 10[1] | 9[1] | 10[1] | 0.8 | ≡ MN-3a55, 11p35- |
| 14 | 61.7 | 63.5 | 65.0 | 13.4 | 13.5 | 12.3 | 14.5 | 10.0 | 9.6 | 10.7 | 10.3 | 85 | 94 | 97 | NW 1 | NW 1 | SW 1 | 10[2] | 10[1] | 9[1] | 12.4 | ●[2] MN-7a50, ≡[0] 3p |
| 15 | 65.6 | 64.8 | 64.4 | 11.1 | 12.0 | 11.0 | 13.5 | 9.1 | 8.6 | 8.0 | 8.1 | 87 | 76 | 82 | S 1 | S 1 | S 1 | 10[0] | 7[0] | 10[0] | 0.1 | ≡[0] MN-0a46 |
| 16 | 62.0 | 60.5 | 61.1 | 11.4 | 13.1 | 12.8 | 13.8 | 7.0 | 9.3 | 11.0 | 10.4 | 93 | 98 | 95 | NNW 1 | N 1 | W 1 | 10[1] | 10[1] | 4[1] | — | ●[0] 3p-6p |
| 17 | 63.2 | 65.6 | 65.6 | 12.5 | 14.4 | 10.0 | 14.8 | 7.9 | 9.1 | 9.4 | 8.1 | 86 | 77 | 88 | W 1 | WSW 1 | W 1 | 7[1] | 10[0] | 0 | 3.3 | ●[0] gt 7a7 |
| 18 | 63.8 | 64.9 | 67.0 | 13.0 | 14.0 | 11.4 | 14.1 | 7.7 | 9.7 | 10.3 | 9.4 | 88 | 87 | 95 | WNW 1 | WNW 1 | W 1 | 10[0] | 8[1] | 0 | 0.0 | |
| 19 | 66.3 | 66.1 | 66.4 | 12.6 | 14.7 | 12.8 | 15.5 | 8.0 | 10.2 | 10.3 | 9.8 | 95 | 83 | 90 | SE 1 | S 1 | S 1 | 6[2] | 5[0] | 10[2] | — | |
| 20 | 65.6 | 64.4 | 63.4 | 12.0 | 12.3 | 12.3 | 15.8 | 7.9 | 9.2 | 9.9 | 10.3 | 89 | 94 | 97 | S 2 | S 2 | S 3 | 7[0] | 6[0] | 10[2] | — | |
| 21 | 59.6 | 59.4 | 61.2 | 12.0 | 12.8 | 12.3 | 14.9 | 10.0 | 10.1 | 10.4 | 10.7 | 97 | 95 | **00** | S 2 | SSW 2 | S 2 | 8[1] | 10[1] | 10[2] | — | ≡[2] 5p25-9p10 |
| 22 | 64.6 | 65.9 | 66.5 | 13.3 | 12.9 | 12.2 | 15.5 | 10.5 | 11.0 | 9.9 | 8.8 | 97 | 90 | 84 | SSW 1 | S 1 | S 2 | 9[0] | 5[0] | 2[0] | 0.2 | |
| 23 | 65.1 | 65.0 | 65.7 | 11.9 | 12.0 | 11.8 | 13.5 | 9.9 | 9.0 | 8.2 | 8.1 | 87 | 79 | 78 | S 2 | S 3 | S 3 | 4[1] | 5[0] | 5[0] | — | |
| 24 | 65.0 | 64.1 | 64.0 | 11.7 | 12.8 | 12.0 | 14.3 | 9.1 | 8.0 | 8.7 | 8.3 | 79 | 80 | 80 | S 2 | S 2 | S 2 | 0 | 2[0] | 0 | — | |
| 25 | 61.2 | 60.0 | 60.8 | 11.9 | 13.0 | 12.9 | 13.9 | 10.0 | 9.1 | 9.6 | 9.7 | 89 | 87 | 88 | S 1 | S 1 | S 1 | 0 | 5[0] | 9[1] | — | |
| 26 | 63.5 | 65.0 | 65.1 | 11.7 | 12.2 | 12.7 | 15.0 | 9.5 | 9.4 | 10.1 | 9.8 | 93 | 96 | 90 | N 1 | N 1 | NW 1 | 10[2] | 10[1] | 8[1] | 1.1 | ≡[0] a interv 4a20-2p |
| 27 | 63.4 | 62.5 | 61.7 | 11.8 | 13.0 | 12.5 | 14.1 | 10.0 | 8.2 | 8.6 | 9.0 | 80 | 77 | 85 | W 1 | NNW 1 | N 1 | 9[1] | 9[1] | 10[1] | 1.0 | [5p45; ↙ NE |
| 28 | 58.3 | 59.5 | 59.7 | 12.2 | 11.0 | 10.0 | 14.9 | 7.8 | 8.8 | 7.6 | 8.0 | 84 | 77 | 87 | SSW 1 | N 1 | N 1 | 10[2] | 7[1] | 9[1] | 10.7 | ●[2] 5a40-0p55, ●[1] c |
| 29 | 60.4 | 62.6 | 64.3 | 10.9 | 12.0 | 11.0 | 15.0 | 8.0 | 8.4 | 8.0 | 8.0 | 87 | 76 | 81 | N 1 | WNW 1 | NW 1 | 9[1] | 2[0] | 10[2] | **19.2** | ●[2] ch 0a55, ● gt 9a |
| 30 | 64.5 | 65.4 | 64.8 | 11.2 | 12.2 | 11.9 | 13.9 | 9.7 | 8.4 | 7.8 | 7.9 | 85 | 74 | 76 | SW 1 | WSW 1 | SW 1 | 2[0] | 2[0] | 3[0] | 3.2 | ●[1] 0a30-2a40, ●[1] cl |
| 31 | 66.1 | 63.7 | 63.6 | 9.3 | 13.4 | 10.0 | 14.0 | **5.2** | 7·3 | 7.3 | 7.7 | 84 | **64** | 84 | NE 1 | W 1 | NW 1 | 3 | 2[0] | 0 | 0.7 | |
| Pro. Mit. | 63.4 | 63.4 | 63.6 | 11.7 | 12.8 | 11.7 | 14.4 | 9.0 | 9.1 | 9.3 | 9.2 | 89 | 85 | 90 | 1.2 | 1.3 | 1.5 | 6.6 | 6.6 | 5.8 | 72.7 | |

Barómetro reducido a 0°C y a gravedad normal.

Barometer reduciert auf 0°C und Norma

(1) 7p10 SE. (2) W. Maduran las frutillas. (3) ●[1] ch 9p25-11p25; ⌒ 4p40 (4) 7p38; ≡[3] MN-3a5; ⌒ 4p10. (5) ●[1] ch 9a50-7p30; ↙ E 9p15..

TULMO (H = 50 m) **OCTUBRE 1912** φ = 38° 02′ S λ = 73° 12′ W $h_a$ = —

| p. a la emp. emp. Freien. C° Min. | Velocidad del viento m/minuto 7a | 2p | 9p | km 9p-7a | 7a-2p | 2p-9p | 7a-7a | k/1h | Nubes (clase y dirección) 7a | 2p | 9p | Agua caída mm 7a | 2p | 9p | Evaporación mm 7a | 2p | 9p | 7a-7a |
|---|---|---|---|---|---|---|---|---|---|---|---|---|---|---|---|---|---|---|
| | | | | | | | | | fr-str W | a-str SW | | 1.6 | — | — | | | | |
| | | | | | | | | | | | | — | — | — | | | | |
| | | | | | | | | | | a-str S | | — | — | — | | | | |
| | | | | | | | | | fr-str W | fr-str W | fr-str W | — | — | — | | | | |
| | | | | | | | | | fr-str N | fr-str N | fr-str N | — | — | — | | | | |
| | | | | | | | | | fr-str NW | fr-str NW | fr-str NW | — | — | — | | | | |
| | | | | | | | | | a-cu, str W | fr-str NW | ni NW | — | — | 6.5 | | | | |
| | | | | | | | | | fr-ni NW | fr-ni NW | fr-ni NW | 0.8 | — | 0.1 | | | | |
| | | | | | | | | | fr-str NW | fr-str NW | ni NW | 0.7 | — | 3.8 | | | | |
| | | | | | | | | | ni NW | fr-ni NW | fr-ni SW | 10.8 | 0.7 | 14.1 | | | | |
| | | | | | | | | | fr-ni SW | fr-ni NW | fr-str SW | 4.2 | 3.7 | — | | | | |
| | | | | | | | | | a-str S | fr-str S | fr-str S | — | — | — | | | | |
| | | | | | | | | | fr-str W | fr-str NW | fr-str NW | — | — | — | | | | |
| | | | | | | | | | ni NW | fr-ni NW | fr-str SW | 9.5 | 4.0 | — | | | | |
| | | | | | | | | | fr-str W | fr-str W | fr-str W | — | — | — | | | | |
| | | | | | | | | | fr-str W | fr-str NW | fr-ni NW | — | — | 3.2 | | | | |
| | | | | | | | | | fr-ni W | fr-ni W | | 2.9 | 1.6 | — | | | | |
| | | | | | | | | | fr-str W | fr-str W | | — | — | — | | | | |
| | | | | | | | | | a-str S | fr-str S | | — | — | — | | | | |
| | | | | | | | | | | | | — | — | — | | | | |
| | | | | | | | | | | | str | — | — | — | | | | |
| | | | | | | | | | fr-str S | fr-str S | fr-str S | — | — | — | | | | |
| | | | | | | | | | | a-str SW | | — | — | | | | | |
| | | | | | | | | | | | | — | — | — | | | | |
| | | | | | | | | | | a-str NW | | — | — | | | | | |
| | | | | | | | | | fr-str N | fr-str N | fr-str NW | — | — | — | | | | |
| | | | | | | | | | fr-str NW | fr-str NW | fr-str NW | — | — | — | | | | |
| | | | | | | | | | fr-ni NW | fr-ni NW | fr-str NW | — | 17.7 | 2.0 | | | | |
| | | | | | | | | | fr-ni NW | fr-ni NW | str NW | 3.8 | 3.1 | 0.6 | | | | |
| | | | | | | | | | fr-str SW | str W | | 0.9 | 3.7 | — | | | | |
| | | | | | | | | | str-cu SW | fr-str SW | | — | — | — | | | | |
| | | | | | | | | | | | | 35.2 | 34.5 | 30.3 | | | | |

A MOCHA (W) (H = 20 m) **OCTUBRE 1912** φ = 38° 21′ S λ = 73° 58′ W $h_a$ = —

| | | | | | | | | | | | | | | | | | | |
|---|---|---|---|---|---|---|---|---|---|---|---|---|---|---|---|---|---|---|
| | | | | | | | | | ci N | ci | | — | — | — | | | | |
| | | | | | | | | | | | ni N | — | — | — | | | | |
| | | | | | | | | | | | | — | — | — | | | | |
| | | | | | | | | | cu S | cu | | — | — | — | | | | |
| | | | | | | | | | cu N | cu N | cu | — | — | — | | | | |
| | | | | | | | | | cu | cu | ni | — | — | — | | | | |
| | | | | | | | | | ci-cu | ci-cu | ni | — | — | 5.1 | | | | |
| | | | | | | | | | cu | cu | ni | 3.5 | — | — | | | | |
| | | | | | | | | | cu S | cu S | ni | — | — | — | | | | |
| | | | | | | | | | cu E | ni | | — | 1.4 | 7.3 | | | | |
| | | | | | | | | | cu-ni S | cu W | | 1.6 | — | — | | | | |
| | | | | | | | | | ci S | cu-ni | ni | — | — | 0.2 | | | | |
| | | | | | | | | | cu-ni | cu-ni | cu-ni | 0.6 | — | — | | | | |
| | | | | | | | | | ni | cu-ni | cu-ni | 12.4 | 0.1 | 0.0 | | | | |
| | | | | | | | | | ni | ni | cu | 0.0 | — | — | | | | |
| | | | | | | | | | ni | ni | cu-ni | — | — | 3.3 | | | | |
| | | | | | | | | | cu E | cu | | — | 0.0 | — | | | | |
| | | | | | | | | | cu | ci-cu E | | — | — | — | | | | |
| | | | | | | | | | cu N | cu E | cu-ni | — | — | — | | | | |
| | | | | | | | | | cu-ni | cu N | ni | — | — | — | | | | |
| | | | | | | | | | cu N | ni | ni | — | — | 0.2 | | | | |
| | | | | | | | | | cu | cu N | cu | — | — | — | | | | |
| | | | | | | | | | cu N | cu N | cu N | — | — | — | | | | |
| | | | | | | | | | | cu N | | — | — | — | | | | |
| | | | | | | | | | | cu N | cu-ni | — | — | — | | | | |
| | | | | | | | | | ni | ni | cu | 1.1 | 1.0 | — | | | | |
| | | | | | | | | | cu E | cu-ni S | fr-cu S | — | — | — | | | | |
| | | | | | | | | | ni | cu S | cu-ni S | 10.7 | 10.2 | 0.7 | | | | |
| | | | | | | | | | ni | cu | ni | 8.3 | 0.7 | 0.2 | | | | |
| | | | | | | | | | cu | cu | cu | 2.3 | — | 0.4 | | | | |
| | | | | | | | | | cu | cu | | 0 3 | — | — | | | | |
| | | | | | | | | | | | | 40.8 | 13.4 | 17.4 | | | | |

observaciones se efectuaron según hora oficial de Chile (75° de long.)

Alle Beobachtungen nach chilenischer Einheitszeit (75° Länge).

**VALDIVIA** (H = 15 m) **OCTUBRE 1912** φ = 39° 48′ S λ = 73° 15′ W $C_g = \begin{matrix}-0.4\\-0.3\end{matrix}$

| Dia / Tag | Barómetro Barometer 700 mm + 7a | 2p | 9p | Temperatura del aire Lufttemperatur C° 7a | 2p | 9p | Max. | Min. | Humedad absoluta Absolute Feuchtigkeit mm 7a | 2p | 9p | Humedad relativa Relative Feuchtigkeit % 7a | 2p | 9p | Dirección y fuerza del viento Richtung und Stärke des Windes 0—12 B 7a | 2p | 9p | Nebulosidad Bewölkung 0—10 7a | 2p | 9p | Agua caída Niederschlag mm 7a-7a | Notas Bemerkungen |
|---|---|---|---|---|---|---|---|---|---|---|---|---|---|---|---|---|---|---|---|---|---|---|
| 1 | **72.9** | 71.9 | 72.0 | 5.9 | 13.0 | 6.2 | 13.5 | 3.7 | 5.9 | **4.7** | 6.1 | 85 | 42 | 86 | SW 1 | NNW 1 | C 0 | 10 | 7 | 0 | 1.4 | ⌓ an; ∞ |
| 2 | 71.2 | 68.2 | 68.7 | 3.4 | 16.8 | 8.3 | 17.2 | **1.8** | 5.7 | 7.4 | 7.4 | **97** | 52 | 90 | C 0 | W 2 | SW 1 | 10 | 6 | 0 | — | ≡² n-8a |
| 3 | 67.0 | 62.1 | 61.2 | 8.7 | 20.9 | 14.2 | 21.3 | 7.3 | 6.8 | 7.6 | 7.6 | 80 | 41 | 63 | SSE 3 | SSE 2 | C 0 | 8 | 6 | 2 | — | |
| 4 | 59.0 | 56.8 | 58.6 | 7.9 | 24.7 | 11.0 | **25.0** | 5.4 | 7.4 | 6.3 | 8.6 | 92 | **27** | 87 | C 0 | NW 1 | SW 1 | 9 | 7 | 0 | — | ≡ 1 |
| 5 | 61.5 | 62.0 | 63.3 | 9.4 | 14.5 | 8.4 | 16.0 | 4.2 | 7.4 | 8.6 | 7.3 | 84 | 70 | 89 | SW 1 | W 2 | C 0 | 2 | 8 | 0 | — | ⌓ an; ≡¹ |
| 6 | 62.6 | 61.6 | 60.8 | 7.6 | 14.4 | 9.8 | 16.6 | 4.0 | 7.5 | 8.7 | 8.2 | 96 | 71 | 90 | NNW 1 | NW 2 | C 0 | 10 | 10 | 9 | — | ≡ n-9a |
| 7 | 58.4 | **56.1** | 56.8 | 11.7 | 14.0 | 11.0 | 16.2 | 9.3 | 8.6 | 8.9 | 9.4 | 83 | 74 | 95 | N 1 | SW 1 | NNE 2 | 10 | 10 | 10 | — | ● gt 2p30, 4p15, ●¹5 |
| 8 | 60.3 | 60.4 | 61.3 | 12.4 | 14.4 | 10.1 | 15.7 | 10.0 | 8.1 | 7.9 | 8.4 | 75 | 64 | 90 | NW 2 | WNW 1 | C 0 | 8 | 10 | 10 | 14.3 | ●¹ MN-6a30 |
| 9 | 62.8 | 61.0 | 59.7 | 10.6 | 18.2 | 12.1 | 18.4 | 8.0 | 8.6 | 7.5 | 8.7 | 90 | 48 | 82 | NW 1 | NW 1 | WSW 1 | 7 | 2 | 10 | — | ⌓ an |
| 10 | 57.9 | 57.9 | 59.3 | 12.2 | 12.6 | 9.5 | 14.7 | 8.2 | 9.8 | 8.2 | 7.4 | 92 | 75 | 83 | NW 1 | NNW 2 | NW 3 | 9 | 10 | 10 | 2.7 | ● ch a, △ 2p40, ●² |
| 11 | 63.4 | 64.4 | 65.4 | 11.1 | 12.4 | 8.5 | 14.0 | 8.2 | 7.8 | 6.9 | 7.1 | 78 | 64 | 85 | W 2 | W 3 | C 0 | 8 | 10 | 7 | 20.8 | ●² MN-4a, ● gt 8a45 |
| 12 | 63.7 | 62.6 | 63.3 | 7.3 | 12.4 | 10.0 | 13.5 | 6.9 | 6.9 | 7.2 | 8.3 | 91 | 67 | 90 | NW 1 | WNW 2 | WSW 1 | 9 | 10 | 10 | 0.0 | ● gt 2p, 5p, 7p; ⌓ a |
| 13 | 63.1 | 61.7 | 61.1 | 10.5 | 14.0 | 11.1 | 17.0 | 9.4 | 9.0 | 9.2 | 8.9 | 95 | 77 | 90 | C 0 | W 1 | C 0 | 10 | 8 | 10 | 1.3 | ● an, ●¹ 8p-MN |
| 14 | 59.6 | 61.8 | 64.3 | 12.8 | 14.2 | 10.5 | 15.0 | 10.5 | 10.4 | 10.0 | 8.1 | 95 | 83 | 85 | NW 1 | W 2 | W 1 | 10 | 9 | 3 | **24.8** | ●¹ MN-10a |
| 15 | 65.5 | 64.0 | 63.5 | 10.0 | 14.1 | 9.1 | 14.6 | 9.0 | 8.0 | 9.0 | 7.0 | 87 | 75 | 81 | SSE 1 | W 2 | C 0 | 10 | 7 | 7 | 0.7 | ⌓ an |
| 16 | 60.6 | 58.4 | 59.0 | 8.1 | 13.2 | 12.0 | 13.5 | 6.2 | 7.4 | 10.2 | 8.6 | 91 | 90 | 82 | NW 1 | NW 4 | W 1 | 10 | 10 | 9 | — | ●¹ 10a-5p30; ⌓ an |
| 17 | 60.6 | 64.0 | 64.7 | 11.9 | 13.8 | 8.8 | 14.6 | 8.6 | 7.5 | 7.5 | 6.8 | 72 | 64 | 80 | WNW 2 | WNW 3 | C 0 | 5 | 8 | 2 | 10.4 | ●² 1a-4a, ● ch |
| 18 | 62.9 | 63.8 | 65.5 | 9.7 | 13.5 | 9.8 | 14.4 | 6.0 | 8.3 | 8.7 | 8.7 | 93 | 75 | **96** | NNW 1 | C 0 | C 0 | 10 | 10 | 9 | 6.0 | ●⁰ a interv |
| 19 | 65.8 | 65.4 | 65.8 | 10.8 | 15.1 | 9.4 | 16.6 | 9.1 | 9.2 | 8.8 | 8.3 | 95 | 69 | 94 | C 0 | WSW 2 | C 0 | 10 | 7 | 0 | 6.4 | ●⁰ an |
| 20 | 65.8 | 63.2 | 63.6 | 11.1 | 19.9 | 12.6 | 19.9 | 6.6 | 8.0 | 8.2 | 8.9 | 81 | 48 | 82 | SSE 1 | SSW 1 | C 0 | 7 | 3 | 0 | — | ⌓ an |
| 21 | 60.6 | 56.7 | 59.6 | 13.9 | 21.1 | 11.3 | 24.0 | 10.2 | 8.1 | 10.2 | 8.8 | 69 | 55 | 87 | SE 2 | W 3 | NE 1 | 1 | 0 | 1 | — | ⌓ an |
| 22 | 63.3 | 64.3 | 66.2 | 13.8 | 16.2 | 10.5 | 16.6 | 10.2 | 9.3 | 7.6 | 6.9 | 79 | 55 | 73 | WSW 1 | WSW 2 | C 0 | 5 | 7 | 1 | 0.0 | ● gt 6a30 |
| 23 | 65.3 | 63.1 | 65.1 | 9.8 | 17.6 | 10.1 | 18.0 | 6.2 | 6.7 | 6.6 | 5.5 | 74 | 44 | 60 | SSE 2 | W 2 | S 2 | 3 | 5 | 0 | — | ⌓ an |
| 24 | 65.6 | 62.6 | 63.4 | 10.1 | 19.4 | 11.7 | 19.5 | 5.2 | 6.4 | 6.8 | 6.1 | 69 | 40 | 59 | SSE 2 | SSE 2 | SSE 2 | 2 | 2 | 0 | — | ⌓ an |
| 25 | 62.1 | 57.8 | 59.3 | 9.3 | 22.6 | 13.3 | 22.8 | 7.8 | 7.1 | **10.8** | 8.7 | 81 | 53 | 76 | SSE 3 | SE 2 | C 0 | 8 | 8 | 7 | — | |
| 26 | 63.4 | 63.9 | 64.2 | 9.6 | 14.5 | 10.6 | 16.0 | 6.0 | 8.1 | 8.2 | 8.4 | 90 | 66 | 88 | C 0 | NW 3 | C 0 | 10 | 10 | 6 | — | ● gt 4p50; ⌓ an |
| 27 | 62.4 | 62.0 | 60.8 | 10.4 | 13.8 | 10.9 | 15.2 | 9.7 | 8.5 | 6.4 | 7.4 | 91 | 54 | 76 | C 0 | NNW 2 | NNE 1 | 10 | 9 | 10 | 0.5 | ●⁰ 5a30-6a45 |
| 28 | 57.7 | 58.4 | 59.5 | 9.0 | 9.3 | 6.9 | 10.1 | 6.8 | 7.6 | 7.2 | 6.9 | 89 | 82 | 93 | C 0 | NNW 1 | C 0 | 10 | 10 | 10 | 6.3 | ●¹ 1a-1p30, 6p30-9p |
| 29 | 60.1 | 61.1 | 63.7 | 7.0 | 11.4 | 6.6 | 12.6 | 6.2 | 6.9 | 7.0 | 6.6 | 92 | 69 | 91 | NNW 1 | NNW 2 | C 0 | 10 | 9 | 3 | 24.1 | ●¹ 4a-MD |
| 30 | 64.4 | 64.3 | 66.6 | 7.9 | 11.8 | 6.1 | 12.8 | 3.9 | 7.3 | 7.2 | 6.4 | 91 | 69 | 90 | C 0 | WNW 2 | C 0 | 7 | 8 | 0 | 7.9 | ●¹ a interv 6a-0p45 |
| 31 | 65.6 | 62.4 | 62.8 | 5.8 | 13.1 | 6.5 | 15.2 | 3.2 | 6.5 | 6.2 | 6.7 | 94 | 55 | 92 | C 0 | W 2 | C 0 | 10 | 5 | 0 | 2.9 | ●⁰ 6a-8a30 |
| Pro. Mit. | 63.1 | 62.1 | 62.9 | 9.7 | 15.4 | 9.9 | 16.5 | 7.0 | 7.8 | 7.9 | 7.7 | 86 | 62 | 84 | 1.0 | 1.9 | 0.5 | 8.0 | 7.5 | 4.7 | 130.5 | |

**LOS RISCOS** (H = 61 m) **OCTUBRE 1912** φ = 41° 13′ S λ = 72° 48′ W $C_g$ = -

| | | | | | | | | | | | | | | | | | | | | | | |
|---|---|---|---|---|---|---|---|---|---|---|---|---|---|---|---|---|---|---|---|---|---|---|
| 1 | **67.9** | 67.8 | 67.7 | 3.9 | 10.1 | 6.4 | 10.6 | **0.7** | | | | | | | C 0 | C 0 | C 0 | 3 | 7 | 10 | 9.1 | ●¹ y △ an |
| 2 | 66.1 | 65.9 | 64.3 | 8.2 | 14.2 | 7.1 | 14.5 | 4.7 | | | | | | | C 0 | C 0 | C 0 | 10 | 3 | 0 | — | |
| 3 | 63.3 | 59.3 | 57.9 | 7.3 | 13.6 | 7.2 | 17.4 | 2.5 | | | | | | | C 0 | E 1 | C 0 | 3 | 4 | 2 | — | ⌊ an |
| 4 | 52.8 | 52.7 | 54.1 | 16.8 | 18.6 | 11.9 | 20.2 | 5.8 | | | | | | | E 3 | C 0 | SSW 1 | 9 | 10 | 3 | — | |
| 5 | 56.5 | 57.2 | 58.0 | 9.2 | 13.7 | 9.6 | 15.4 | 6.4 | | | | | | | S 1 | NW 1 | C 0 | 9 | 5 | 6 | — | ⌓ an |
| 6 | 56.8 | 55.5 | 55.2 | 12.6 | 16.6 | 12.4 | 17.0 | 7.5 | | | | | | | N 1 | C 0 | E 1 | 9 | 9 | 9 | — | ⌓ an |
| 7 | 52.4 | **51.2** | **51.2** | 11.2 | 13.2 | 11.2 | 13.4 | 11.8 | | | | | | | N 1 | NE 1 | N 1 | 10 | 10 | 10 | 1.9 | ●¹ durante el día |
| 8 | 54.4 | 55.4 | 56.5 | 10.7 | 15.2 | 11.4 | 15.7 | 10.0 | | | | | | | C 0 | N 1 | C 0 | 7 | 9 | 9 | 19.2 | ●¹ an |
| 9 | 57.1 | 55.5 | 54.9 | 11.2 | 16.8 | 10.6 | 17.4 | 9.4 | | | | | | | C 0 | C 0 | C 0 | 8 | 7 | 3 | 0.3 | ● ch an |
| 10 | 52.4 | 51.5 | 53.6 | 11.3 | 14.9 | 8.9 | 15.6 | 8.5 | | | | | | | N 1 | N 1 | N 4 | 10 | 7 | 10 | 2.6 | ●⁰ a interv |
| 11 | 57.1 | 59.6 | 60.0 | 8.6 | 11.0 | 7.3 | *14.8* | *6.5* | | | | | | | N 1 | N 3 | C 0 | 10 | 10 | 8 | 9.6 | ● a interv |
| 12 | 57.7 | 56.6 | 58.2 | 9.2 | 10.7 | 10.1 | 11.0 | 6.2 | | | | | | | C 0 | N 1 | C 0 | 10 | 10 | 10 | 1.3 | ●⁰ a interv |
| 13 | 58.1 | 55.7 | 56.4 | 11.7 | 16.4 | 10.6 | 17.1 | 9.2 | | | | | | | NNE 1 | C 0 | N 3 | 10 | 9 | 10 | 1.6 | ●¹ p |
| 14 | 53.3 | 56.0 | 60.1 | 11.4 | 14.1 | 9.4 | 14.7 | 9.3 | | | | | | | N 1 | SE 2 | S 2 | 10 | 9 | 10 | 23.2 | ● n-I |
| 15 | 60.0 | 58.2 | *57.8* | 10.2 | 15.7 | 9.9 | 16.3 | *6.5* | | | | | | | NE 1 | C 0 | SSW 1 | 7 | 8 | 3 | 1.2 | |
| 16 | 53.4 | *53.0* | 53.3 | 9.7 | 11.3 | 10.5 | 13.5 | 8.8 | | | | | | | N 2 | N 1 | WNW 2 | 10 | 10 | 7 | — | ● a interv |
| 17 | 53.8 | 57.7 | 58.9 | 9.3 | 12.0 | 9.8 | 13.6 | 8.5 | | | | | | | NW 2 | NW 3 | N 1 | 8 | 7 | 2 | 16.5 | ● n-I |
| 18 | 56.1 | 57.4 | 60.6 | 9.0 | 11.8 | 10.8 | 12.5 | 8.0 | | | | | | | N 2 | W 1 | C 0 | 10 | 10 | 0 | 4.9 | ● a interv |
| 19 | 59.4 | 60.1 | 61.3 | 10.9 | 13.5 | 12.2 | 14.9 | 9.2 | | | | | | | C 0 | C 0 | S 1 | 10 | 10 | 10 | 4.4 | ● p |
| 20 | 60.4 | 59.7 | 59.4 | 10.5 | 15.1 | 10.2 | 17.0 | 7.6 | | | | | | | C 0 | C 0 | C 0 | 5 | 6 | 0 | 1.8 | ●⁰ an |
| 21 | 56.1 | 52.9 | 54.1 | 9.7 | 14.9 | 12.0 | **20.6** | 5.8 | | | | | | | C 0 | N 1 | SW 2 | 5 | 0 | 1 | — | ● ch I |
| 22 | 57.1 | 59.6 | 62.1 | 12.0 | 14.2 | 8.4 | 15.5 | 8.3 | | | | | | | C 0 | SE 2 | S 2 | 9 | 6 | 10 | 1.1 | ⌓ an |
| 23 | 60.3 | 59.6 | 60.8 | 9.7 | 13.9 | 9.8 | 13.9 | 4.6 | | | | | | | C 0 | S 6 | S 5 | 4 | 2 | 1 | 0.3 | ● ch an |
| 24 | 61.4 | 61.1 | 59.6 | 10.1 | 14.5 | 9.8 | 15.0 | *6.1* | | | | | | | S 1 | S 3 | S 3 | 1 | 1 | 0 | — | ⌓ an |
| 25 | 57.8 | 53.8 | 54.6 | 10.8 | 18.5 | 10.4 | 18.6 | 6.3 | | | | | | | S 2 | S 3 | C 0 | 2 | 3 | 5 | — | ⌓ an |
| 26 | 58.3 | 58.7 | 58.8 | 11.0 | 14.6 | 12.6 | 15.9 | 6.4 | | | | | | | N 1 | N 1 | C 0 | 9 | 9 | 10 | — | ⌓ an |
| 27 | 56.9 | 56.0 | 55.3 | 11.0 | 13.9 | 11.6 | 14.9 | *10.9* | | | | | | | N 2 | N 3 | N 3 | 9 | 8 | 10 | — | ● n |
| 28 | *52.4* | *53.4* | 54.3 | 9.0 | 7.9 | 7.2 | 12.0 | 6.7 | | | | | | | S 1 | C 0 | C 0 | 10 | 10 | 10 | **27.1** | ●¹ todo el día |
| 29 | 54.8 | 56.2 | 59.0 | 8.6 | 8.2 | 6.6 | 10.1 | 5.4 | | | | | | | N 1 | N 1 | C 0 | 9 | 9 | 3 | 17.4 | ●¹ MN-9p30; ⊠ en l |
| 30 | 59.1 | 58.7 | 60.9 | 7.5 | 12.8 | 7.4 | 13.6 | 4.8 | | | | | | | NW 2 | NW 1 | C 0 | 7 | 6 | 0 | 10.4 | |
| 31 | 59.5 | 58.7 | 58.4 | 8.6 | 11.8 | 8.6 | 12.4 | 4.7 | | | | | | | N 1 | C 0 | C 0 | 9 | 9 | 4 | — | ● ch 2p10 |
| Pro. Mit. | 57.5 | 57.2 | 58.0 | 10.0 | 13.7 | 9.7 | 15.0 | 7.0 | | | | | | | 0.9 | 1.2 | 1.0 | 7.8 | 7.2 | 5.7 | 153 9 | |

Barómetro reducido a 0°C y a gravedad normal.

Barometer reduciert auf 0°C und Normals

## DIVIA (H = 15 m) — OCTUBRE 1912 — φ = 39° 48′ S — λ = 73° 15′ W — $h_a$ = 4 m

| p. a la temp. Temp. Frelen. | Velocidad del viento Windgeschwindigkeit | | | | | | | | Nubes (clase y dirección) Wolken (Art und Richtung) | | | Agua caída Niederschlag | | | Evaporación Verdunstung | | | |
|---|---|---|---|---|---|---|---|---|---|---|---|---|---|---|---|---|---|---|
| | m/minuto | | | km | | | | | | | | mm | | | mm | | | |
| Min. | 7a | 2p | 9p | 9p-7a | 7a-2p | 2p-9p | 7a-7a | k/1h | 7a | 2p | 9p | 7a | 2p | 9p | 7a | 2p | 9p | 7a-7a |
| 2.1 | 45 | 85 | 0 | 19.4 | 21.0 | 43.0 | 176.0 | 7.3 | str-cu SW | fr-cu NW, ci-str | | — | — | — | 0.1 | 0.5 | 0.7 | 1.5 |
| **0.5** | 25 | 180 | 35 | 3.8 | 30.7 | 35.4 | 67.8 | 2.8 | str | fr-cu S | | — | — | — | 0.1 | 0.5 | 0.7 | 1.3 |
| 6.1 | 245 | 140 | 0 | 104.4 | 88.4 | 40.7 | 170.5 | 7.1 | str-cu S | ci-str WSW | str W | — | — | — | 0.3 | 0.9 | 1.3 | 1.5 |
| 4.2 | 25 | 45 | 35 | 10.0 | 22.0 | 20.8 | 139.1 | 5.8 | str | ci-str | | — | — | — | 0.2 | 0.8 | 1.3 | 2.4 |
| 3.0 | 50 | 215 | 0 | 8.4 | 50.0 | 50.4 | 51.2 | 2.1 | ci | ci-str | | — | — | — | 0.1 | 0.5 | 0.4 | 2.2 |
| 3.7 | 30 | 190 | 0 | 4.5 | 38.8 | 44.0 | 104.9 | 4.4 | str | cu-ni NW | cu-ni | — | — | — | 0.1 | 0.4 | 0.2 | 1.0 |
| 8.2 | 105 | 85 | 140 | 4.0 | 36.3 | 65.0 | 86.8 | 3.6 | cu-ni N | ni NW | ni N | — | — | 8.0 | 0.1 | 0.5 | 0.3 | 0.7 |
| 9.0 | 135 | 75 | 0 | 81.9 | 48.8 | 22.4 | 183.2 | 7.6 | cu-ni NW | cu-ni NW | cu-ni | 6.3 | — | — | 0.3 | 0.7 | 0.3 | 1.1 |
| 6.8 | 75 | 85 | 40 | 16.1 | 36.7 | 40.4 | 87.3 | 3.6 | fr-cu N | fr-cu N | cu-ni W | — | — | — | 0.1 | 0.6 | 0.8 | 1.1 |
| 6.5 | 80 | 150 | 270 | 12.8 | 37.8 | 45.5 | 89.9 | 3.7 | ni N | cu-ni N | cu-ni N | 2.7 | 0.8 | 12.0 | 0.1 | 0.7 | 0.2 | 1.5 |
| 7.3 | 200 | 265 | 0 | 91.6 | 96.9 | 38.0 | 174.9 | 7.3 | cu-ni W | cu-ni NW | cu-ni | 8.0 | 0.0 | — | 0.5 | 0.8 | 0.6 | 1.4 |
| 4.4 | 35 | 135 | 45 | 18.4 | 35.3 | 7.2 | 153.3 | 6.4 | str-cu NW | ni NNW | ni W | — | — | 0.0 | 0.1 | 0.3 | 0.2 | 1.5 |
| 9.0 | 0 | 105 | 0 | 1.9 | 49.3 | 36.7 | **44.4** | **1.8** | ni | cu-ni N | ni N | 1.3 | — | 1.0 | 0.1 | 0.6 | 0.3 | 0.6 |
| 9.6 | 55 | 150 | 85 | 42.8 | 78.0 | 50.1 | 128.8 | 5.4 | ni NW | cu-ni NW | fr-cu W | 23.8 | 0.7 | — | 0.1 | 0.3 | 0.3 | 1.0 |
| 8.0 | 80 | 135 | 0 | 27.7 | 41.6 | 43.5 | 155.8 | 6.5 | str-cu SE | cu W | str | — | — | — | 0.2 | 0.4 | 0.5 | 0.8 |
| 5.0 | 100 | **400** | 105 | 7.0 | 69.4 | 74.8 | 92.1 | 3.8 | str-cu NW | ni W | cu-ni W | — | 3.8 | — | 0.0 | 0.2 | 0.2 | 0.9 |
| 7.5 | 200 | 300 | 0 | 125.4 | 101.5 | 39.8 | **269.6** | **11.2** | fr-cu W | cu-ni N | cu NW | 3.4 | 0.4 | 3.2 | 0.7 | 0.0 | 0.6 | 1.1 |
| 4.5 | 50 | 25 | 0 | 9.2 | 48.1 | 9.9 | 150.5 | 6.3 | cu-ni WSW | cu-ni W | cu-ni W | 5.6 | 5.2 | — | 0.1 | 0.2 | 0.1 | 0.7 |
| 8.3 | 10 | 150 | 0 | 2.0 | 99.3 | 34.2 | 60.0 | 2.5 | cu-ni E | fr-cu WSW | | 0.2 | — | 1.0 | 0.0 | 0.4 | 0.4 | **0.8** |
| 5.6 | 75 | 100 | 0 | 3.6 | 50.0 | 29.8 | 137.1 | 5.7 | fr-cu SSE | fr-cu S | | — | — | — | 0.0 | 0.7 | 0.9 | 0.8 |
| 7.5 | 200 | 300 | 35 | 29.4 | 68.8 | 40.8 | 109.2 | 4.6 | ci S | | str-cu WSW | — | — | — | 0.2 | 1.2 | 0.9 | 1.8 |
| 8.6 | 125 | 200 | 0 | 18.9 | 72.5 | 26.6 | 128.5 | 5.4 | fr-cu E | str-cu WSW | cu | 0.0 | — | — | 0.1 | 0.6 | 0.7 | 2.2 |
| 4.5 | 130 | 185 | 125 | 31.6 | 63.8 | 30.2 | 130.7 | 5.4 | fr-cu S | ci W | | — | — | — | 0.3 | 0.9 | 0.9 | 1.6 |
| 3.3 | 170 | 185 | 130 | 16.8 | 63.0 | 82.8 | 110.8 | 4.6 | ci | ci | | — | — | — | 0.2 | 1.2 | 1.5 | 2.0 |
| 6.9 | 235 | 140 | 0 | 114.1 | 92.5 | 33.4 | 259.9 | 10.8 | cu SSE | ci-str N | ci N | — | — | — | 0.7 | 0.9 | 1.1 | **3.4** |
| 4.5 | 0 | 285 | 0 | 0.8 | 41.7 | 29.8 | 126.7 | 5.3 | str-cu N | cu-ni N | cu-ni N | — | — | 0.0 | 0.1 | 0.5 | 0.5 | 2.1 |
| 9.0 | 0 | 195 | 45 | 1.8 | 55.2 | 40.0 | 73.3 | 3.1 | cu-ni N | cu-ni N | cu-ni N | 0.5 | — | — | 0.1 | 0.5 | 0.8 | 1.1 |
| 6.2 | 0 | 70 | 0 | 17.8 | 13.4 | 30.0 | 113.0 | 4.7 | ni | ni N | ni | 6.3 | 12.2 | 6.2 | 0.6 | 0.1 | 0.1 | 1.9 |
| 5.0 | 60 | 130 | 0 | 5.6 | 23.0 | 37.5 | 49.0 | 2.0 | ni N | cu-ni W | fr-cu | 5.7 | 7.6 | — | 0.1 | 0.1 | 0.4 | **0.8** |
| 3.2 | 0 | 120 | 0 | 0.9 | 30.9 | 42.6 | 61.4 | 2.6 | cu-ni N | cu-ni W | | 0.3 | 2.7 | — | 0.1 | 0.3 | 0.5 | 0.6 |
| 1.9 | 0 | 205 | 0 | 6.5 | 39.7 | 40.8 | 80.0 | 3.3 | cu-ni | fr-cu N | | 0.2 | 0.3 | — | 0.1 | 0.6 | 0.7 | 0.9 |
| 5.8 | 82 | 162 | 35 | 27.1 | 53.0 | 38.9 | 121.5 | 5.1 | | | | 64.3 | 33.7 | 31.4 | 5.9 | 16.9 | 18.4 | 41.3 |

## S RISCOS (H = 61 m) — OCTUBRE 1912 — φ = 41° 13′ S — λ = 72° 48′ W — $h_a$ = 6 m

| | | | | | | | | | | | | | | | | | | |
|---|---|---|---|---|---|---|---|---|---|---|---|---|---|---|---|---|---|---|
| **-0.1** | 0 | 0 | 0 | 35.7 | 7.8 | 1.1 | 112.3 | 4.7 | cu NE, ci W | a-str S, ci-str NE | str-cu E | 0.8 | — | — | 0.2 | 0.5 | 0.5 | **0.2** |
| 4.5 | 0 | 15 | 0 | 5.1 | 23.2 | 22.9 | **14.0** | **0.6** | str-cu NE | cu N | | — | — | — | 0.3 | 0.6 | 0.5 | 1.3 |
| 1.6 | 0 | 47 | 0 | 4.6 | 12.8 | 10.9 | 50.7 | 2.1 | cu NE | ci E | cu SE | — | — | — | 0.2 | 0.4 | 0.4 | 1.3 |
| 5.4 | 220 | 5 | 103 | 69.6 | 37.9 | 21.3 | 93.3 | 3.9 | a-str E | str-cu NE | cu S | — | — | — | 1.8 | 1.6 | 1.0 | 2.6 |
| 5.6 | 82 | 52 | 0 | 31.1 | 19.5 | 3.0 | 90.3 | 3.8 | str-cu S | ni NW | str-cu SE | — | — | — | 0.6 | 0.5 | 0.4 | 3.2 |
| 6.1 | 58 | 0 | 35 | 1.2 | 5.3 | 6.3 | 23.7 | 1.0 | str-cu N | str-cu N | str-cu E | — | — | — | 0.2 | 0.4 | 0.4 | 1.1 |
| 10.5 | 31 | 38 | 60 | 10.0 | 15.4 | 17.8 | 21.6 | 0.9 | ni N | ni N | ni N | 1.9 | 6.2 | 7.0 | 0.4 | 0.2 | 0.1 | 1.2 |
| 10.0 | 0 | 54 | 0 | 90.9 | 12.1 | 4.4 | 124.1 | 5.2 | cu N, ci-cu N | str-cu N | str-cu N | 6.2 | — | — | 0.6 | 0.4 | 0.4 | 0.9 |
| 9.1 | 0 | 0 | 0 | 1.5 | 12.6 | 4.6 | 18.0 | 0.8 | str-cu N | str-cu NE | cu N | 0.3 | — | — | 0.4 | 0.6 | 0.4 | 1.2 |
| 8.1 | 46 | 42 | 295 | 12.7 | 34.2 | 71.0 | 29.9 | 1.2 | str-cu N | cu N | ni N | 2.6 | 0.5 | 3.6 | 0.3 | 0.2 | 0.5 | 1.3 |
| 6.0 | 79 | 201 | 0 | 38.7 | 54.1 | 1.3 | 143.9 | 6.0 | ni N, a-str N | str-cu N | a-str N | 5.5 | 1.3 | 0.0 | 0.6 | 0.7 | 0.9 | 1.3 |
| 6.0 | 28 | 35 | 10 | 34.1 | 10.5 | 9.3 | 89.5 | 3.7 | ni N | ni N | ni NE | — | 0.8 | 0.7 | 0.2 | 0.6 | 0.2 | 1.8 |
| 9.1 | 40 | 21 | 217 | 41.9 | 11.4 | 19.1 | 61.7 | 2.6 | str-cu N | str-cu N | ni N | 0.1 | — | 10.1 | 0.2 | 0.4 | 0.6 | 1.0 |
| 9.1 | 55 | 149 | 134 | 101.2 | 25.3 | 54.6 | 131.7 | 5.5 | ni N | a-str S | str-cu N | 13.1 | 1.2 | — | 0.4 | 0.2 | 0.7 | 1.4 |
| 5.6 | 85 | 0 | 56 | 23.4 | 0.1 | 6.3 | 103.3 | 4.3 | cu NE | cu NW, str N | cu SW | — | — | — | 0.2 | 0.4 | 0.2 | 1.1 |
| 8.6 | 135 | 75 | 124 | 28.2 | 52.7 | 16.6 | 34.6 | 1.4 | ni N | ni N | cu WNW | — | 4.7 | 9.4 | 0.4 | 0.4 | 0.2 | 1.0 |
| 7.6 | 149 | 212 | 80 | 77.0 | 23.0 | 33.9 | 146.3 | 6.1 | cu NNW | a-str W | cu N | 2.4 | 1.2 | — | 0.4 | 0.6 | 1.0 | 1.0 |
| 7.9 | 140 | 40 | 15 | 74.4 | 13.6 | 10.1 | 131.3 | 5.5 | ni N | cu W | | 3.7 | 4.3 | 0.0 | 0.4 | 0.1 | 0.4 | 2.0 |
| 9.2 | 0 | 9 | 97 | 1.3 | 0.1 | 18.6 | 25.0 | 1.0 | str-cu ENE | str-cu N | str-cu S | 0.1 | — | 0.9 | 0.0 | 0.2 | 0.2 | 0.5 |
| 7.1 | 0 | 0 | 27 | 26.4 | 18.1 | 23.0 | 45.1 | 1.9 | cu-ni S | cu NE, ci NE | | 0.9 | — | — | 0.1 | 0.4 | 0.8 | 0.5 |
| 5.1 | 0 | 37 | 145 | 5.4 | 29.7 | 50.6 | 46.5 | 1.9 | ci S | | str-cu SW | — | 1.1 | — | 0.0 | 0.4 | 0.8 | 1.2 |
| 7.6 | 0 | 112 | 176 | 14.0 | 54.4 | 42.0 | 94.3 | 3.9 | str-cu NE | cu N | ci-str SE | — | — | — | 0.1 | 0.8 | 1.2 | 1.3 |
| 2.9 | 0 | **420** | 345 | 10.5 | 78.6 | 85.9 | 106.9 | 4.5 | cu S, ci-cu S | cu S, ci-str S | ci-str S | 0.3 | — | — | 0.4 | 1.6 | 2.1 | 2.4 |
| 5.2 | 104 | 230 | 297 | 77.8 | 195.1 | 22.9 | 242.3 | 10.1 | ci S | fr-cu S | | — | — | — | 1.0 | 2.0 | 2.2 | **4.7** |
| 5.6 | 220 | 251 | 11 | 48.1 | 83.2 | 26.9 | **266.1** | **11.1** | cu S | ci-cu S | ci S | — | — | — | 0.4 | 1.8 | 1.2 | 4.6 |
| 6.9 | 39 | 70 | 0 | 12.8 | 14.4 | 10.5 | 122.9 | 5.1 | cu N | str-cu N | str-cu N | — | — | — | 0.0 | 0.8 | 0.4 | 3.0 |
| 10.7 | 122 | 175 | 188 | 23.5 | 34.8 | 50.9 | 48.4 | 2.0 | str-cu N | cu N | ni N | — | — | 0.2 | 0.3 | 0.6 | 1.0 | 1.5 |
| 6.6 | 46 | 0 | 0 | 39.9 | 6.4 | 1.2 | 125.6 | 5.2 | ni N | ni N | ni N | 26.9 | 8.4 | 2.4 | 0.4 | 0.1 | 0.1 | 2.0 |
| 4.9 | 79 | 80 | 0 | 23.9 | 28.0 | 7.9 | 31.5 | 1.3 | str-cu N | str-cu N | cu N | 6.6 | 3.7 | 6.5 | 0.2 | 0.2 | 0.1 | 0.4 |
| 3.9 | 120 | 60 | 12 | 2.6 | 11.9 | 20.2 | 38.5 | 1.6 | cu NW | cu NW | | 0.0 | — | — | 0.0 | 0.6 | 0.6 | 0.3 |
| 4.3 | 108 | 23 | 0 | 25.9 | 27.0 | 6.9 | 58.0 | 2.4 | str-cu N | str-cu N | ni N | — | 0.0 | 1.9 | 0.2 | 0.6 | 0.2 | 1.4 |
| 6.5 | 64 | 79 | 78 | 32.0 | 30.7 | 22.0 | 86.2 | 3.6 | | | | 71.4 | 33.4 | 42.7 | 10.9 | 18.9 | 19.7 | 48.7 |

Las observaciones se efectuaron según hora oficial de Chile (75° de long.)

Alle Beobachtungen nach chilenischer Einheitszeit (75° Länge).

**PUERTO MONTT** H = 6 m) **OCTUBRE 1912** φ = 41° 28′ S λ = 72° 55′ W $C_g$ =

| Día / Tag | Barómetro Barometer 700 mm + 7a | 2p | 9p | Temperatura del aire Lufttemperatur C° 7a | 2p | 9p | Max. | Min. | Humedad absoluta Absolute Feuchtigkeit mm 7a | 2p | 9p | Humedad relativa Relative Feuchtigkeit % 7a | 2p | 9p | Dirección y fuerza del viento Richtung und Stärke des Windes 0—12 B 7a | 2p | 9p | Nebulosidad Bewölkung 0—10 7a | 2p | 9p | Agua caída Niederschlag mm 7a-7a | Notas Bemerkungen |
|---|---|---|---|---|---|---|---|---|---|---|---|---|---|---|---|---|---|---|---|---|---|---|
| 1 | **72.5** | 72.0 | 71.4 | 4.4 | 12.0 | 7.0 | 12.6 | 0.8 | **5.4** | 6.8 | 6.2 | 87 | 65 | 82 | SW 1 | S 2 | S 1 | 1 | 8 | 10 | 12.1 | ⊵ am y n |
| 2 | 70.1 | 68.8 | 69.2 | 8.0 | 14.1 | 6.8 | 16.7 | 6.2 | 6.0 | 9.2 | 6.8 | 75 | 77 | 93 | N 2 | SE 2 | S 1 | 10 | 6 | 0 | — | ⊵ am y n |
| 3 | 67.9 | 64.1 | 62.2 | 9.0 | 15.0 | 7.4 | 16.0 | 6.6 | 7.4 | 8.6 | 6.9 | 87 | 68 | 90 | S 3 | S 4 | S 1 | 4 | 2 | 0 | — | ⊵ am y n |
| 4 | 58.6 | 57.4 | 59.1 | 9.6 | 21.0 | 10.5 | **21.0** | **0.2** | 7.4 | 9.6 | 8.6 | 84 | **52** | 92 | C 0 | SE 1 | C 0 | 8 | 9 | 9 | — | ⊵ am y n |
| 5 | 61.0 | 61.6 | 62.0 | 11.2 | 16.0 | 8.0 | 16.6 | 7.2 | 8.9 | 10.0 | 7.2 | 92 | 74 | 90 | S 3 | S 2 | S 1 | 9 | 7 | 6 | — | ⊵ am y n |
| 6 | 61.5 | 60.4 | 58.5 | 12.0 | 17.6 | 13.2 | 18.9 | 6.2 | 8.7 | 9.7 | 8.0 | 84 | 65 | 71 | C 0 | N 2 | N 3 | 9 | 7 | 9 | — | ⊵ am y n |
| 7 | 56.6 | **54.1** | 54.2 | 12.3 | 13.5 | 12.0 | 13.8 | 11.2 | 9.3 | 10.3 | 8.9 | 88 | 90 | 86 | N 4 | N 2 | N 5 | 9 | 10 | 10 | 3.4 | ● todo el día |
| 8 | 59.1 | 59.2 | 59.8 | 12.3 | 16.0 | 12.0 | 16.8 | 10.5 | 9.0 | 8.8 | 8.2 | 86 | 64 | 79 | N 2 | NW 2 | NW 1 | 7 | 9 | 8 | 27.6 | |
| 9 | 61.9 | 60.7 | 60.1 | 11.5 | 14.3 | 9.0 | 17.0 | 9.0 | 9.0 | 10.4 | 8.1 | 89 | 86 | 95 | NW 2 | NE 1 | N 2 | 9 | 9 | 0 | 1.5 | ● ch a interv |
| 10 | 57.0 | 55.5 | 56.8 | 11.6 | 17.0 | 8.9 | 17.0 | 8.9 | 9.1 | 8.5 | 6.9 | 89 | 59 | 81 | N 2 | N 2 | N 3 | 10 | 6 | 8 | 4.2 | ● n-9a15, ● ch a in |
| 11 | 62.0 | 63.2 | 63.7 | 11.2 | 12.0 | 9.2 | 14.0 | 8.0 | 7.6 | 7.7 | 7.3 | 77 | 74 | 84 | NW 2 | NW 2 | N 1 | 9 | 9 | 8 | 10.1 | ≡ a interv |
| 12 | 61.1 | 60.5 | 61.7 | 9.6 | 13.0 | 10.9 | 13.4 | 8.0 | 7.0 | 8.0 | 8.6 | 79 | 72 | 89 | N 5 | N 5 | N 3 | 10 | 8 | 10 | 1.1 | ≡ a interv I n |
| 13 | 62.3 | 58.7 | 58.4 | 12.6 | 18.0 | 10.8 | 18.2 | 9.0 | 9.4 | 9.5 | 8.7 | 88 | 62 | 90 | N 1 | N 3 | N 7 | 9 | 9 | 10 | 0.6 | ≡ 5p-6p45, ●² 6p45- |
| 14 | 57.9 | 60.8 | 64.6 | 12.0 | 14.9 | 9.4 | 16.3 | 9.2 | 9.9 | 9.7 | 8.3 | **96** | 77 | 95 | N 4 | NW 3 | C 0 | 10 | 8 | 10 | 21.2 | ≡ a y n |
| 15 | 65.4 | 62.6 | 62.5 | 9.5 | 17.0 | 10.5 | 18.2 | 8.0 | 8.3 | 9.5 | 7.7 | 94 | 66 | 81 | C 0 | NW 1 | N 1 | 4 | 8 | 10 | 2.7 | |
| 16 | 56.1 | 56.3 | 57.2 | 10.0 | 13.8 | 10.0 | 14.8 | 9.0 | 7.5 | 10.3 | 8.1 | 82 | 88 | 88 | N 6 | N 2 | N 2 | 10 | 10 | 6 | 0.0 | ≡ am-8a, ● 8a-2p, ● |
| 17 | 58.8 | 61.4 | 62.4 | 9.0 | 13.6 | 9.0 | 15.0 | 8.0 | 7.4 | 8.2 | 7.2 | 87 | 71 | 84 | NW 2 | NW 2 | NW 2 | 8 | 5 | 5 | 16.7 | ● ch y △ a |
| 18 | 60.8 | 61.9 | 63.9 | 9.0 | 14.0 | 12.0 | 15.2 | 8.4 | 8.1 | 8.7 | 9.2 | 95 | 74 | 89 | N 3 | NW 2 | C 0 | 10 | 9 | 10 | 8.2 | ● n-9a, ● ch |
| 19 | 64.8 | 64.5 | 65.6 | 11.5 | 14.2 | 10.0 | 14.4 | 9.8 | 8.7 | 9.1 | 8.0 | 87 | 76 | 87 | NW 2 | N 2 | C 0 | 10 | 10 | 2 | 3.3 | ≡ 2p-n |
| 20 | 65.6 | 64.5 | 63.8 | 12.0 | 16.5 | 10.8 | 17.0 | 8.2 | 9.2 | 9.8 | 8.9 | 89 | 90 | 93 | SW 1 | S 2 | S 2 | 3 | 7 | 0 | 3.8 | |
| 21 | 61.4 | 57.8 | 59.4 | 12.2 | 19.8 | 13.0 | 20.0 | 10.1 | 9.2 | **11.2** | 9.8 | 89 | 65 | 89 | SW 2 | S 2 | W 2 | 6 | 0 | 6 | — | ∞ al S |
| 22 | 63.0 | 64.7 | 66.4 | 11.0 | 16.9 | 12.3 | 17.0 | 10.0 | 8.6 | 8.3 | 7.5 | 87 | 58 | 71 | W 1 | S 2 | SW 1 | 10 | 2 | 5 | 2.4 | ● n-9a30 |
| 23 | 65.9 | 65.0 | 65.7 | 11.4 | 15.0 | 10.9 | 15.0 | 7.2 | 7.4 | 8.1 | 6.8 | 73 | 64 | 70 | S 3 | S 4 | S 4 | 1 | 1 | 0 | 1.2 | ◁ |
| 24 | 66.7 | 65.6 | 64.6 | 11.0 | 16.2 | 12.0 | 16.5 | 9.0 | 7.5 | 9.2 | 8.0 | 76 | 67 | 76 | S 2 | S 3 | S 5 | 1 | 1 | 0 | — | ⊵ am |
| 25 | 63.2 | 60.8 | 59.7 | 11.2 | 15.6 | 11.0 | 15.8 | 10.2 | 8.4 | 9.6 | 8.6 | 85 | 73 | 87 | S 6 | S 4 | S 4 | 8 | 1 | 5 | — | ⊵ am; ∞ al S |
| 26 | 62.4 | 62.7 | 62.8 | 11.9 | 16.6 | 12.0 | 16.6 | 11.1 | 9.0 | 9.1 | 9.8 | 87 | 65 | 95 | NW 3 | N 3 | C 0 | 9 | 9 | 9 | — | ≡ 5p30-6p |
| 27 | 60.9 | 59.1 | 57.5 | 12.7 | 15.9 | 11.8 | 16.5 | 10.6 | 8.1 | 8.1 | 9.3 | 75 | 60 | 91 | NW 4 | N 3 | N 5 | 7 | 9 | 10 | 0.0 | ● 6p-MN |
| 28 | 57.1 | 58.4 | 58.7 | 9.0 | 9.5 | 8.2 | 10.0 | 7.5 | 7.8 | 7.0 | 7.6 | 92 | 79 | 93 | N 4 | SW 2 | N 2 | 10 | 10 | 10 | **46.0** | ● todo el día |
| 29 | 59.0 | 60.5 | 62.8 | 9.3 | 7.9 | 7.5 | 12.2 | 7.2 | 7.4 | 7.2 | 7.0 | 86 | 90 | 90 | N 2 | N 2 | N 2 | 8 | 10 | 3 | 16.8 | ● 1p20-n; ◠ 5p30 |
| 30 | 64.1 | 63.5 | 65.1 | 8.6 | 14.0 | 8.0 | 15.4 | 5.2 | 7.7 | 7.1 | 6.7 | 92 | 60 | 83 | NW 2 | S 2 | C 0 | 1 | 5 | 3 | 7.7 | |
| 31 | 63.8 | 61.0 | 61.7 | 9.3 | 13.4 | 9.0 | 14.8 | 5.2 | 7.5 | 9.4 | 7.4 | 87 | 82 | 87 | NW 2 | S 2 | C 0 | 1 | 5 | 0 | — | ≡ a, ● ch p |
| Pro. Mit. | 62.2 | 61.5 | 62.0 | 10.5 | 15.0 | 10.1 | 15.9 | 7.9 | 8.1 | 8.9 | 7.9 | 86 | 71 | 86 | 2.5 | 2.4 | 2.0 | 7.1 | 6.7 | 5.9 | 190.6 | |

**PUNTA CORONA** (H = 25 m) **OCTUBRE 1912** φ = 41° 51′ S λ = 73° 50′ W $C_g$ = −

| | | | | | | | | | | | | | | | | | | | | | | |
|---|---|---|---|---|---|---|---|---|---|---|---|---|---|---|---|---|---|---|---|---|---|---|
| 1 | | | | 6.0 | 8.6 | 8.4 | 9.9 | **4.5** | 5.9 | 7.7 | 6.9 | 85 | 92 | 84 | C 0 | N 1 | S 1 | 10 | 7⁰ | 1 | 1.5 | |
| 2 | | | | 7.8 | 11.6 | 8.4 | 12.5 | 6.3 | 7.2 | 8.2 | 7.3 | 92 | 80 | 89 | E 1 | W 3 | S 1 | 5 | 1 | 0 | — | |
| 3 | | | | 7.2 | 11.8 | 9.2 | 13.3 | 5.5 | 7.1 | 8.3 | 7.6 | 94 | 81 | 89 | S 4 | S 2 | S 2 | 8⁰ | 10 | 8⁰ | — | |
| 4 | | | | 11.4 | 12.8 | 12.4 | 14.3 | 7.7 | 7.6 | 8.0 | 10.2 | 76 | 73 | 95 | S 1 | SW 4 | SW 1 | 5⁰ | 0 | 0 | — | |
| 5 | | | | 10.6 | 13.8 | 9.6 | 14.9 | 7.3 | 7.8 | 9.4 | 7.2 | 83 | 80 | 82 | S 1 | SW 1 | SW 1 | 0 | 0 | 8⁰ | — | |
| 6 | | | | 9.8 | 11.4 | 10.6 | 12.5 | 7.7 | 8.1 | 8.1 | 8.1 | 89 | 81 | 85 | N 1 | N 2 | N 7 | 10 | 8⁰ | 10 | — | 🌙 10p5-MN |
| 7 | | | | 10.0 | 11.8 | 11.2 | 12.7 | 8.3 | 8.9 | 8.6 | 9.7 | 98 | 84 | 98 | N 2 | N 6 | N 11 | 5⁰ | 10⁰ | 10 | 3.1 | ●⁰ 4a15-6a40, ●¹ 8a5- |
| 8 | | | | 10.8 | 11.6 | 10.8 | 12.9 | 9.7 | 8.9 | 8.7 | 9.2 | 93 | 86 | 95 | NW 4 | NW 6 | N 7 | 10 | 10 | 10⁰ | **26.4** | ●⁰ 3a5-6a20 |
| 9 | | | | 10.8 | 12.2 | 10.4 | 13.0 | 9.7 | 9.1 | 9.6 | 8.9 | 95 | 91 | 95 | NE 1 | N 3 | NW 2 | 9⁰ | 5⁰ | 8² | 1.0 | ●⁰ 5a15-5a40 |
| 10 | | | | 10.8 | 11.0 | 9.6 | 12.7 | 7.5 | 8.9 | 9.5 | 7.7 | 93 | 97 | 87 | NW 4 | N 4 | NW 1 | 10 | 5⁰ | 10 | 3.5 | ●¹ todo el día |
| 11 | | | | 9.8 | 10.0 | 9.6 | 11.3 | 7.3 | 8.6 | 8.7 | 7.2 | 95 | 95 | 82 | W 2 | W 2 | NW 5 | 9⁰ | 10⁰ | 10 | 9.3 | ●¹MN-11a25, ●⁰ 4p5-8 |
| 12 | | | | 9.0 | 9.8 | 10.0 | 11.7 | 8.1 | 8.1 | 8.8 | 8.9 | 95 | 98 | 98 | N 7 | N 7 | SW 1 | 10⁰ | 10 | 5² | 2.5 | ●⁰ a interv 5a15-11a |
| 13 | | | | 9.8 | 11.2 | 10.6 | 13.0 | 8.7 | 8.8 | 9.2 | 8.8 | 98 | 93 | 93 | SW 1 | N 6 | N 7 | 10 | 10 | 10 | 4.6 | ●² 9p-MN |
| 14 | | | | 11.0 | 10.2 | 8.4 | 12.5 | 7.3 | 9.5 | 7.6 | 6.9 | 97 | 82 | 84 | NW 3 | W 4 | SW 2 | 10 | 10⁰ | 8⁰ | 23.5 | |
| 15 | | | | 8.8 | 10.8 | 10.0 | 11.9 | 6.7 | 7.1 | 6.7 | 7.0 | 84 | 70 | 76 | S 2 | N 2 | N 4 | 10⁰ | 10⁰ | 5⁰ | 1.0 | ●² MN-5a40 |
| 16 | | | | 10.2 | 12.4 | 11.0 | 13.1 | 8.7 | 8.8 | 8.9 | 8.3 | 95 | 85 | 85 | N 11 | NW 4 | NW 5 | 10 | 8⁰ | 10⁰ | 2.5 | ●⁰ 3a5-3a45, ●² I; 🌙 |
| 17 | | | | 8.4 | 11.8 | 10.4 | 12.7 | 5.3 | 5.8 | 7.4 | 6.7 | 70 | 72 | 72 | NW 6 | NW 7 | N 6 | 10⁰ | 2⁰ | 5⁰ | 13.0 | ●⁰ 6a5-6a20 |
| 18 | | | | 10.0 | 11.0 | 10.8 | 12.3 | 7.5 | 8.4 | 9.0 | 8.9 | 92 | 92 | 93 | N 6 | NW 4 | NW 6 | 10⁰ | 5⁰ | 10 | 7.5 | ●¹ 1a15-5a15, ●² 9a5 |
| 19 | | | | 10.8 | 11.2 | 10.4 | 12.5 | 7.3 | 8.9 | 9.7 | 8.7 | 93 | 98 | 93 | N 2 | N 2 | NW 2 | 10⁰ | 10 | 10 | 5.5 | ●¹ 10a15-1p5; ≡ 8p3 |
| 20 | | | | 10.0 | 11.8 | 9.8 | 12.3 | 8.7 | 8.7 | 9.3 | 8.8 | 95 | 91 | 98 | N 1 | NW 2 | NW 2 | 10¹ | 8⁰ | 10 | 2.0 | ≡ MN-1a40, 5a10-1p2 |
| 21 | | | | 10.4 | 14.6 | 11.4 | 15.4 | 9.7 | 9.2 | **10.7** | 9.6 | 98 | 87 | 96 | C 0 | SW 2 | N 2 | 7⁰ | 0 | 10 | — | |
| 22 | | | | 9.8 | 12.6 | 9.6 | 15.5 | 6.9 | 7.9 | 10.1 | 6.1 | 87 | 93 | 69 | W 3 | SW 5 | SW 4 | 10 | 0 | 0 | 2.0 | ●⁰ 5a16-6a50 |
| 23 | | | | 9.8 | 12.0 | 9.0 | 13.5 | 6.7 | 7.3 | **5.6** | 6.5 | 82 | 54 | 76 | S 1 | SW 5 | SW 2 | 0 | 2⁰ | 0 | — | |
| 24 | | | | 10.2 | 13.6 | 9.6 | 15.3 | 7.7 | 7.8 | 7.5 | 7.2 | 84 | 64 | 82 | S 1 | SW 5 | SW 2 | 0 | 0 | 0 | — | |
| 25 | | | | 10.4 | 15.2 | 10.4 | **16.3** | 8.0 | 6.9 | 8.3 | 8.4 | 74 | 64 | 91 | S 1 | SE 1 | S 1 | 0 | 0 | 0 | — | ≡ 11p10-MN; ⌜ 9p25 |
| 26 | | | | 12.0 | 11.8 | 10.0 | 12.9 | 7.3 | 9.4 | 8.3 | 7.7 | 91 | 81 | 84 | S 1 | W 3 | NW 1 | 2⁰ | 8⁰ | 9⁰ | 0.5 | ●² 2a10-2a20; ≡ MN-1 |
| 27 | | | | 10.0 | 10.6 | 10.2 | 11.9 | 7.7 | 7.0 | 7.2 | 8.6 | 76 | 74 | 93 | N 5 | N 10 | N 11 | 5⁰ | 8⁰ | 10 | — | 🌙 8p5-11p45 |
| 28 | | | | 7.2 | 8.6 | 7.8 | 9.9 | 5.5 | 6.7 | 7.0 | 6.6 | 89 | 84 | 83 | N 1 | N 2 | S 1 | 10 | 8⁰ | 9⁰ | 11.1 | ●⁰ MN-3a40, ●² MD |
| 29 | | | | 8.2 | 9.6 | 8.2 | 10.3 | 5.3 | 6.8 | 6.8 | 5.9 | 83 | 76 | 73 | N 1 | N 4 | S 1 | 8⁰ | 2¹ | 5⁰ | 1.0 | |
| 30 | | | | 10.6 | 13.0 | 8.8 | 13.5 | 6.3 | 7.4 | 5.7 | 7.3 | 77 | **51** | 87 | S 1 | NW 4 | W 3 | 0 | 5 | 0 | 2.5 | ●¹ 3a45-6a27 |
| 31 | | | | 7.8 | 11.0 | 10.8 | 12.5 | 5.5 | 6.6 | 5.8 | 6.7 | 83 | 59 | 70 | W 3 | NW 4 | N 4 | 10 | 8¹ | 2⁰ | 4.0 | ●¹ 5a15-6a18 |
| Pro. Mit. | | | | 9.7 | 11.6 | 9.9 | 12.9 | 7.3 | 7.9 | 8.2 | 7.9 | 88 | 81 | 86 | 2.5 | 3.8 | 3.4 | 7.2 | 5.8 | 6.2 | 128.0 | |

Barómetro reducido a 0°C y a gravedad normal. Barometer reduciert auf 0°C und Normalsc

(1) En el momento del eclipse de sol estaba nublado. (2) 32; 🌙 MN-2a15, 1p15-11p40. (3) ●¹ 10p15-11p20. (4) ●⁰ 3p5-3p35; 🌙 6a25-4p15. (5) ⌜ MN-2a20.

**RTO MONTT** (H = 6 m) **OCTUBRE 1912** φ = 41° 28′ S λ = 72° 55′ W $h_a$ = —

| p. a la emp. emp. Freien C° Min. | Velocidad del viento Windgeschwindigkeit m/minuto 7a | 2p | 9p | km 9p-7a | 7a-2p | 2p-9p | 7a-7a | k/1h | Nubes (clase y dirección) Wolken (Art und Richtung) 7a | 2p | 9p | Agua caída Niederschlag mm 7a | 2p | 9p | Evaporación Verdunstung mm 7a | 2p | 9p | 7a-7a |
|---|---|---|---|---|---|---|---|---|---|---|---|---|---|---|---|---|---|---|
| | | | | | | | | | fr-cu | fr-ni SW, ci | a-str | 0.5 | — | — | | | | |
| | | | | | | | | | a-str W | cu-ni W | | — | — | — | | | | |
| | | | | | | | | | fr-cu | ci W | | — | — | — | | | | |
| | | | | | | | | | ci-str NW | ci-str NW | ci-str | — | — | — | | | | |
| | | | | | | | | | a-str S | a-cu SW | | — | — | — | | | | |
| | | | | | | | | | ci-str | fr-ni N, ci-str | a-str N | — | — | — | | | | |
| | | | | | | | | | cu-ni NW | ni N | ni | 3.4 | 8.2 | 12.4 | | | | |
| | | | | | | | | | fr-ni N, ci NW | ni N, ci-str | cu-ni N | 7.0 | — | — | | | | |
| | | | | | | | | | cu-ni NW | cu-ni NW | | 1.5 | 0.8 | 1.0 | | | | |
| | | | | | | | | | ni N | cu-ca | ni NW | 2.4 | 5.2 | 3.0 | | | | |
| | | | | | | | | | cu-ni NW | cu-ni NW | cu-ni NW | 1.9 | 0.9 | 0.2 | | | | |
| | | | | | | | | | a-str | a-str N | ni N | — | 0.1 | 0.2 | | | | |
| | | | | | | | | | cu-ni N | a-str N | ni N | 0.3 | — | 11.2 | | | | |
| | | | | | | | | | cu-ni N | cu-ni NW | ni NW | 10.0 | 0.8 | 0.4 | | | | |
| | | | | | | | | | fr-cu NW | cu-ni N | a-str | 1.5 | — | — | | | | |
| | | | | | | | | | a-str N | fr-ni N | fr-ni N | 0.0 | 10.0 | 2.5 | | | | |
| | | | | | | | | | ni NW | fr-cu NW | ci NW | 4.2 | 2.2 | — | | | | |
| | | | | | | | | | ni N | cu-ni NW | cu-ni NW | 6.0 | 3.3 | — | | | | |
| | | | | | | | | | cu-ni NW | fr-ni NW, ci-str | fr-cu W | — | — | 3.0 | | | | |
| | | | | | | | | | fr-cu SW | ci SW | | 0.8 | — | — | | | | |
| | | | | | | | | | fr-cu SW | | fr-cu W | — | — | — | | | | |
| | | | | | | | | | cu-ni W | fr-cu W | fr-cu S | 2.4 | 1.2 | — | | | | |
| | | | | | | | | | cu-ca | fr-cu S | | — | — | — | | | | |
| | | | | | | | | | fr-cu S | ci | | — | — | — | | | | |
| | | | | | | | | | a-cu S | fr-cu S | ci N | — | — | — | | | | |
| | | | | | | | | | a-cu N | a-cu N | a-cu | — | — | 0.0 | | | | |
| | | | | | | | | | a-cu NW | cu-ni N | ni N | — | — | 6.0 | | | | |
| | | | | | | | | | ni | ni | ni | 40.0 | 10.1 | 3.6 | | | | |
| | | | | | | | | | a-cu N | ni NW | fr-ni | 3.1 | 4.9 | 2.0 | | | | |
| | | | | | | | | | fr-cu N | a-cu NW | | 0.8 | — | — | | | | |
| | | | | | | | | | ni | ci NW | fr-cu N | — | 6.8 | 1.0 | | | | |
| | | | | | | | | | | | | 85.8 | 54.5 | 46.5 | | | | |

**TA CORONA** (H = 25 m) **OCTUBRE 1912** φ = 41° 51′ S λ = 73° 50′ W $h_a$ = 3.6

| | | | | | | | | | | | | | | | | | | |
|---|---|---|---|---|---|---|---|---|---|---|---|---|---|---|---|---|---|---|
| 0 | 200 | 100 | 31.0 | 27.0 | 30.0 | | | ni | cu | cu | — | — | -- | | | | |
| 100 | 350 | 200 | 61.0 | 132.0 | 69.0 | **118.0** | **4.9** | ni | cu | | — | — | — | | | | |
| 400 | 200 | 300 | 281.0 | 188.0 | 190.0 | 482.0 | 20.1 | fr-cu | ni | cu | — | — | — | | | | |
| 100 | 500 | 100 | 208.0 | 62.0 | 165.0 | 586.0 | 24.4 | cu-ni | | | — | — | — | | | | |
| 100 | 100 | 50 | 119.0 | 59.0 | 163.0 | 346.0 | 14.4 | | | ni | — | — | — | | | | |
| 150 | 300 | 900 | 61.0 | 149.0 | 178.0 | 283.0 | 11.8 | ni | cu, ni | ni | — | — | — | | | | |
| 200 | 800 | **1800** | 453.0 | 310.0 | 260.0 | 780.0 | 32.5 | cu | ni | ni | 3.1 | 9.0 | 13.3 | | | | |
| 500 | 700 | 800 | 579.0 | 257.0 | 241.0 | **1149.0** | **47.9** | ni | ni | ni | 4.1 | — | — | | | | |
| 100 | 350 | 200 | 107.0 | 145.0 | 98.0 | 605.0 | 25.2 | cu | cu | cu | 1.0 | — | — | | | | |
| 500 | 500 | 100 | 147.0 | 267.0 | 184.0 | 390.0 | 16.2 | ni | cu | ni | 3.5 | 4.1 | 3.2 | | | | |
| 300 | 400 | 600 | 119.0 | 212.0 | 111.0 | 570.0 | 23.8 | cu | ni | ni | 2.0 | 0.0 | 0.0 | | | | |
| 800 | 900 | 100 | 371.0 | 442.0 | 165.0 | 694.0 | 28.9 | ni | ni | cu, ni | 2.5 | 3.1 | 1.5 | | | | |
| 200 | 700 | 900 | 43.0 | 230.0 | 380.0 | 650.0 | 27.1 | ni | ni | ni | — | — | — | | | | |
| 400 | 550 | 200 | 474.0 | 199.0 | 145.0 | 1084.0 | 45.2 | ni | cu, ni | ni | 23.5 | — | — | | | | |
| 200 | 300 | 500 | 119.0 | 93.0 | 228.0 | 463.0 | 19.3 | ni | cu, ni | ni | 1.0 | — | — | | | | |
| 1200 | 500 | 600 | 480.0 | 305.0 | 284.0 | 801.0 | 33.4 | ni | fr-cu | ni | 2.5 | 12.5 | — | | | | |
| 700 | 650 | 800 | 510.0 | 313.0 | 372.0 | 1099.0 | 45.8 | cu | ci | ni | 0.5 | — | — | | | | |
| 700 | 500 | 700 | 463.0 | 227.0 | 231.0 | 1148.0 | 47.8 | ni | cu | ni | 7.5 | 5.5 | — | | | | |
| 300 | 350 | 200 | 205.0 | 198.0 | 111.0 | 663.0 | 27.6 | ni | cu | ni | — | 2.0 | — | | | | |
| 100 | 300 | 200 | 101.0 | 99.0 | 104.0 | 410.0 | 17.1 | ni | ni | ni | — | — | — | | | | |
| 0 | 200 | 400 | 52.0 | 51.0 | 143.0 | 255.0 | 10.6 | cu | | ni | — | — | — | | | | |
| 350 | 600 | 400 | 328.0 | 189.0 | 97.0 | 522.0 | 21.8 | ni | | | 2.0 | — | — | | | | |
| 100 | 600 | 200 | 186.0 | 142.0 | 223.0 | 472.0 | 19.7 | | cu | | — | — | — | | | | |
| 50 | 600 | 300 | 85.0 | 113.0 | 146.0 | 450.0 | 18.8 | | | | — | — | — | | | | |
| 100 | 50 | 100 | 136.0 | 77.0 | 78.0 | 395.0 | 16.5 | | | | — | — | — | | | | |
| 100 | 400 | 100 | 52.0 | 111.0 | 83.0 | 207.0 | 8.6 | ci | cu | cu | 0.5 | — | — | | | | |
| 600 | 1000 | 1500 | 195.0 | 326.0 | 393.0 | 389.0 | 16.2 | ni | cu | ni | — | — | — | | | | |
| 100 | 300 | 100 | 101.0 | 79.0 | 104.0 | 820.0 | 34.2 | ni | cu | fr-cu | 11.1 | 1.0 | — | | | | |
| 50 | 600 | 100 | 89.0 | 107.0 | 113.0 | 272.0 | 11.3 | cu | cu | fr-cu | — | — | — | | | | |
| 50 | 500 | 400 | 54.0 | 116.0 | 125.0 | 274.0 | 11.4 | | a-str | | 2.5 | — | — | | | | |
| 350 | 500 | 500 | 126.0 | 188.0 | 186.0 | 367.0 | 15.3 | cu-ni | cu | cu | 4.0 | — | — | | | | |
| 274 | 468 | 434 | 204.4 | 174.6 | 174.2 | 540.1 | 22.5 | | | | 71.3 | 37.2 | 18.0 | | | | |

Observaciones se efectuaron según hora oficial de Chile (75° de long.)

Allen Beobachtungen nach chilenischer Einheitszeit (75° Länge).

**HUAFO** (H = 142 m) **OCTUBRE 1912** φ = 43° 33′ S λ = 74° 45′ W $C_g$ =

| Día Tag | Barómetro Barometer 700 mm + 7a | 2p | 9p | Temperatura del aire Lufttemperatur C° 7a | 2p | 9p | Max. | Min. | Humedad absoluta Absolute Feuchtigkeit mm 7a | 2p | 9p | Humedad relativa Relative Feuchtigkeit % 7a | 2p | 9p | Dirección y fuerza del viento Richtung und Stärke des Windes 0—12 B 7a | 2p | 9p | Nebulosidad Bewölkung 0—10 7a | 2p | 9p | Agua caída Niederschlag mm 7a - 7a | Notas Bemerkungen |
|---|---|---|---|---|---|---|---|---|---|---|---|---|---|---|---|---|---|---|---|---|---|---|
| 1 | 59.9 | **60.4** | 59.6 | 5.9 | 7.5 | 7.1 | 7.9 | **4.2** | **4.1** | 4.8 | 6.3 | **59** | 62 | 84 | SW 1 | NE 2 | NNE 3 | $7^1$ | $8^2$ | $10^2$ | 0.5 | △ 2a30-2a31; ≡¹ 7p3 |
| 2 | 58.4 | 55.7 | 59.8 | 8.0 | 8.9 | 8.0 | 10.1 | 7.0 | 7.1 | 7.2 | 6.9 | 89 | 86 | 86 | SW 3 | SW 2 | S 1 | $8^2$ | $6^1$ | 1 | 0.6 | ≡ MN-5a30 |
| 3 | 58.1 | 55.1 | 51.5 | 8.0 | 13.0 | 13.1 | **13.6** | 7.5 | 7.1 | 8.0 | **10.8** | 89 | 72 | 97 | SSE 1 | ENE 1 | NE 1 | $3^2$ | $5^0$ | $2^0$ | — | ⌓² am; ∞ 4a50-9a30 |
| 4 | 47.5 | 47.8 | 48.9 | 12.0 | 11.2 | 9.2 | 13.0 | 8.2 | 6.3 | 8.2 | 7.3 | 61 | 83 | 84 | NE 1 | WSW 2 | SW 2 | $8^0$ | $10^1$ | $5^1$ | — | ≡¹ 2p45-3p20; (viento |
| 5 | 50.8 | 52.0 | 51.4 | 8.5 | 12.4 | 8.5 | 12.9 | 7.8 | 7.0 | 7.5 | 7.4 | 86 | 70 | 89 | S 1 | SSW 1 | W 1 | $4^2$ | $2^1$ | $2^0$ | – | ⌓⁰ am; ∞ 4a55-10a20 |
| 6 | 49.4 | 46.9 | 45.0 | 8.8 | 9.0 | 9.5 | 9.9 | 7.4 | 6.6 | 7.4 | 8.7 | 78 | 87 | 99 | NNE 4 | NNE 6 | NE 8 | $8^1$ | $10^2$ | $10^2$ | — | ‖¹ 1p10-MN; ⌓⁰ am |
| 7 | 42.8 | 39.3 | **39.2** | 9.8 | 10.0 | 10.1 | 10.2 | 8.0 | 9.0 | 9.2 | 9.2 | 00 | 00 | 00 | N 3 | N 5 | NNW 6 | $10^2$ | $10^2$ | $10^2$ | 4.0 | ‖⁰; ≡¹ MN-2a30 [2p |
| 8 | 43.1 | 47.0 | 48.8 | 8.8 | 10.0 | 9.8 | 10.2 | 8.8 | 8.0 | 9.0 | 9.0 | 95 | 99 | 00 | NNW 9 | N 7 | N 4 | $10^2$ | $10^0$ | $10^2$ | 3.3 | ●⁰ ch 5a30-10a10, ≡ |
| 9 | 49.4 | 49.6 | 47.4 | 9.5 | 11.9 | 10.0 | 12.1 | 9.5 | 8.9 | 9.9 | 9.2 | 00 | 96 | 00 | N 1 | N 1 | N 2 | $10^2$ | $8^0$ | $10^2$ | 2.5 | ≡ MN-0p25, 4p15-MN |
| 10 | 42.2 | 43.1 | 45.4 | 9.5 | 11.4 | 9.0 | 11.9 | 8.9 | 8.7 | 8.6 | 8.3 | 99 | 86 | 97 | NE 3 | NE 2 | NE 2 | $8^1$ | $8^1$ | $5^0$ | 6.2 | ●² 2a40-3a10, 10p15- |
| 11 | 50.1 | 51.8 | 50.9 | 7.8 | 9.4 | 9.2 | 10.0 | 7.5 | 7.9 | 7.1 | 7.1 | 00 | 80 | 81 | WSW 5 | W 3 | NW 4 | $8^2$ | $8^1$ | $8^2$ | 4.8 | ●¹ ch MN-4a30 |
| 12 | 46.7 | 48.4 | 51.1 | 9.5 | 9.3 | 7.2 | 9.8 | 6.8 | 8.9 | 7.8 | 5.4 | 00 | 89 | 72 | N 7 | SW 4 | SW 2 | $10^2$ | $8^2$ | $5^2$ | 0.7 | ‖¹ y ≡¹ 0a30-4a10; ≡ |
| 13 | 50.2 | 46.5 | 42.2 | 8.0 | 9.5 | 10.0 | 10.0 | 6.9 | 6.7 | 8.3 | 9.2 | 83 | 94 | 00 | NNW 1 | NE 5 | N 7 | $9^2$ | $10^2$ | $10^2$ | 0.2 | ‖⁰ 11a50-4p30, ≡ 4p3 |
| 14 | 45.6 | 49.7 | 53.6 | 7.8 | 9.1 | 8.2 | 9.4 | 7.2 | 7.7 | 6.3 | 5.7 | 98 | 73 | 70 | WSW 6 | SW 6 | SW 3 | $8^2$ | $8^2$ | $5^1$ | 2.0 | ≡ MN-5a20 |
| 15 | 50.1 | 50.9 | 48.4 | 7.8 | 9.0 | 8.5 | 9.4 | 6.8 | 5.7 | 6.3 | 7.5 | 72 | 73 | 91 | NE 1 | NE 7 | NE 8 | $8^2$ | $8^2$ | $10^2$ | — | ‖⁰ 7p10-MN; ↙ NE2p |
| 16 | 41.6 | 43.0 | 41.4 | 9.5 | 11.6 | 9.4 | 11.8 | 7.8 | 8.9 | 8.6 | 7.3 | 00 | 85 | 84 | NW 9 | WNW 8 | NW 8 | $10^2$ | 4" | $8^2$ | **8.4** | ‖⁰ MN-1a15, ●¹ 9a30; |
| 17 | 44.9 | 47.4 | 47.7 | 7.4 | 9.5 | 9.3 | 9.9 | 6.7 | 6.2 | 6.6 | 6.6 | 80 | 75 | 75 | W 7 | W 7 | NW 7 | $7^2$ | $6^2$ | $10^2$ | 5.3 | △ a interv 1a15-5a13, |
| 18 | 46.6 | 48.4 | 51.4 | 8.9 | 10.0 | 9.0 | 11.3 | 8.1 | 7.7 | 9.0 | 8.4 | 91 | 99 | 99 | WNW 6 | W 4 | W 2 | $8^2$ | $10^1$ | $10^1$ | 4.9 | ●¹ ch 0a30-3a55, ≡ |
| 19 | 51.8 | 52.4 | 53.9 | 9.4 | 10.0 | 9.0 | 10.3 | 8.8 | 8.6 | 8.0 | 8.6 | 98 | 87 | 00 | NNE 4 | W 2 | W 1 | $10^2$ | $10^2$ | $10^2$ | 0.4 | ≡² MN-MN |
| 20 | 53.3 | 52.4 | 52.4 | 9.6 | 9.8 | 9.8 | 10.1 | 8.3 | 8.9 | 9.0 | 9.0 | 00 | 00 | 00 | NNW 3 | NNW 4 | N 2 | $10^2$ | $10^2$ | $10^2$ | 1.1 | ≡² MN-MN |
| 21 | 49.6 | 47.4 | 46.2 | 9.9 | 10.2 | 10.3 | 11.0 | 9.5 | 9.1 | 9.3 | 9.3 | 00 | 00 | 00 | NE 2 | NE 2 | NE 4 | $10^2$ | $10^2$ | $10^2$ | 1.5 | ≡² MN-MN |
| 22 | 49.5 | 54.4 | 56.3 | 8.2 | 10.2 | 8.0 | 10.8 | 7.0 | 6.1 | 6.7 | 6.0 | 75 | 72 | 75 | WSW 7 | WSW 5 | WSW 4 | $4^2$ | $7^1$ | $2^0$ | 1.2 | ≡ MN-3a15 |
| 23 | 54.9 | 53.8 | 55.0 | 8.0 | 11.6 | 9.2 | 11.8 | 6.4 | 5.8 | 6.8 | 7.5 | 72 | 67 | 87 | WNW 1 | NW 3 | W 4 | $3^0$ | $3^0$ | $10^2$ | — | |
| 24 | 55.8 | 57.1 | 56.2 | 8.6 | 11.1 | 8.2 | 12.1 | 7.0 | 7.3 | 6.1 | 6.5 | 88 | 62 | 81 | SSW 4 | SSW 3 | SSW 5 | $5^1$ | $2^1$ | $2^0$ | 0.5 | ●² ch 0a30-0a38 |
| 25 | 55.1 | 52.3 | 50.2 | 8.0 | 9.8 | 8.9 | 10.0 | 6.6 | 6.0 | 6.6 | 6.7 | 75 | 73 | 78 | S 7 | S 9 | S 10 | $5^1$ | $1^0$ | $1^0$ | — | ≡ am; ↙ S 6a15-MN |
| 26 | 50.3 | 51.8 | 51.4 | 8.3 | 10.9 | 9.0 | 12.0 | 7.4 | 6.7 | 7.5 | 7.4 | 82 | 76 | 87 | S 7 | SW 1 | N 4 | $6^2$ | $3^1$ | $9^2$ | — | ∞ am; ↙ S MN 4a30 |
| 27 | 46.6 | 43.2 | 45.5 | 9.8 | 10.0 | 8.0 | 10.2 | 7.8 | 7.0 | 7.8 | 6.8 | 98 | 86 | 85 | N 5 | N 11 | WNW 4 | $8^2$ | $10^2$ | $10^2$ | — | ≡1p40-8p15; ↙ N 6a30 |
| 28 | 45.2 | 45.6 | 46.8 | 8.0 | 11.3 | 7.8 | 12.4 | 7.0 | 6.8 | 7.9 | 6.1 | 85 | 79 | 78 | NW 1 | NW 1 | NW 3 | $9^2$ | $6^2$ | $9^2$ | 0.3 | △¹ a interv 9a45-10a1 |
| 29 | 48.1 | 49.4 | 51.5 | 6.1 | 8.1 | 8.0 | 10.0 | 5.0 | 6.5 | 6.5 | 6.9 | 93 | 81 | 86 | NW 1 | SW 2 | SW 2 | $10^2$ | $7^2$ | $4^2$ | 2.6 | ‖¹ 5a30-7a15, ● gt 10 |
| 30 | 52.7 | 52.9 | 53.0 | 8.6 | 10.0 | 7.8 | 10.5 | 6.8 | 5.9 | 5.7 | 5.4 | 70 | 62 | 68 | SW 3 | WSW 4 | WNW 4 | $4^1$ | $5^1$ | $2^1$ | 1.8 | |
| 31 | 50.2 | 49.4 | 49.4 | 8.6 | 9.9 | 9.5 | 10.1 | 7.2 | 6.0 | 6.8 | 7.1 | 71 | 74 | 80 | NNW 6 | N 7 | N 7 | $8^2$ | $9^2$ | $10^2$ | — | |
| Pro. Mit. | 49.7 | 49.9 | 50.0 | 8.6 | 10.1 | 9.0 | 10.8 | 7.4 | 7.2 | 7.5 | 7.5 | 87 | 82 | 88 | 3.9 | 4.1 | 4.0 | 7.6 | 7.2 | 7.1 | 52.8 | |

**EVANGELISTAS** (H = 55 m) **OCTUBRE 1912** φ = 52° 24′ S λ = 75° 06′ W $C_g$ = +

| Día Tag | Barómetro Barometer 700 mm + 7a | 2p | 9p | Temperatura del aire Lufttemperatur C° 7a | 2p | 9p | Max. | Min. | Humedad absoluta Absolute Feuchtigkeit mm 7a | 2p | 9p | Humedad relativa Relative Feuchtigkeit % 7a | 2p | 9p | Dirección y fuerza del viento Richtung und Stärke des Windes 0—12 B 7a | 2p | 9p | Nebulosidad Bewölkung 0—10 7a | 2p | 9p | Agua caída Niederschlag mm 7a - 7a | Notas Bemerkungen |
|---|---|---|---|---|---|---|---|---|---|---|---|---|---|---|---|---|---|---|---|---|---|---|
| 1 | **61.5** | 60.8 | 58.8 | 3.2 | 3.4 | 4.6 | | **0.0** | 5.2 | 5.2 | 5.9 | 90 | 90 | 94 | SW. 5 | WNW 5 | NW 6 | $9^1$ | $8^1$ | $10^2$ | 1.5 | ●⁰ ch |
| 2 | 55.7 | 58.1 | 59.1 | 5.0 | 6.5 | 6.7 | | **0.0** | 6.5 | 6.8 | 6.9 | 00 | 94 | 94 | NW 7 | W 6 | WNW 5 | $10^2$ | $10^2$ | $10^2$ | 9.9 | ●¹ 3a-9a, 7p-MN |
| 3 | 61.4 | 60.2 | 56.6 | 5.8 | 7.0 | 7.2 | | 2.8 | 6.5 | 6.9 | 6.8 | 94 | 92 | 90 | WNW 6 | NW 7 | NNW 6 | $10^2$ | $9^2$ | $10^2$ | 5.4 | ‖⁰ a interv todo el dia |
| 4 | 48.9 | 41.9 | 39.3 | 9.0 | 8.4 | 6.6 | | 2.4 | 7.2 | 7.1 | 7.0 | 84 | 87 | 96 | NNW 5 | NNW 6 | NNW 9 | $10^2$ | $10^2$ | $10^2$ | 0.9 | ●¹ ch MN-5p30 |
| 5 | 48.2 | 51.5 | 54.3 | 5.4 | 6.0 | 6.0 | | 1.7 | 5.5 | 6.1 | 5.8 | 82 | 88 | 84 | WSW 6 | WSW 7 | WSW 5 | $9^1$ | $9^1$ | $8^1$ | 19.0 | ●⁰ MN-6p, ●¹ 9p-MN |
| 6 | 51.8 | 45.6 | 39.7 | 6.8 | 8.0 | 8.0 | | 3.0 | 5.9 | 6.7 | 7.6 | 80 | 83 | 94 | N 5 | N 5 | N 6 | $5^0$ | $9^1$ | $10^1$ | 1.9 | ●¹ MN-1a30, 4a-6p30, |
| 7 | 41.1 | 44.5 | 47.8 | 7.8 | 6.0 | 5.6 | | 2.5 | 7.9 | 6.8 | 6.6 | 00 | 97 | 97 | NW 5 | S 1 | E 4 | $10^1$ | $10^2$ | $10^2$ | 10.3 | ‖⁰ a interv todo el dia |
| 8 | 48.8 | 49.0 | 51.9 | 6.0 | 8.0 | 7.8 | | 2.2 | 7.0 | 6.7 | 6.8 | 00 | 83 | 86 | E 5 | E 6 | | $7^1$ | $5^0$ | $6^0$ | 13.2 | ‖⁰ a interv an |
| 9 | 54.1 | 55.0 | 53.9 | 7.0 | 8.6 | 8.0 | | 4.2 | 7.3 | 7.4 | 7.1 | 98 | 89 | 89 | N 1 | N 2 | N 2 | $7^1$ | $9^1$ | $10^0$ | — | ●¹ a interv ● ch, |
| 10 | 50.9 | 47.7 | 46.8 | 8.0 | 10.6 | 8.4 | | 4.8 | 6.4 | 6.0 | 7.5 | 81 | **68** | 92 | NE 3 | NE 6 | N 2 | $5^0$ | $6^0$ | $10^1$ | 1.6 | ‖⁰ a interv, ● 10p-MN |
| 11 | 48.1 | 49.7 | 47.6 | 7.0 | 6.6 | 6.4 | | 2.4 | 7.3 | 5.6 | 5.9 | 98 | 77 | 83 | NW 6 | WNW 6 | WNW 8 | $9^1$ | $9^1$ | $9^0$ | 3.9 | ● MN-3a30, ●⁰ ch MD, |
| 12 | 41.6 | 49.6 | 52.5 | 5.8 | 6.6 | 5.8 | | 2.2 | 5.4 | 5.6 | **5.0** | 79 | 77 | 73 | WNW 6 | W 6 | SW 4 | 7 | 8 | 6 | 10.4 | ●¹ MN-2a30, ●⁰ ch; ⌒4 |
| 13 | 49.9 | 43.7 | 35.2 | 6.2 | 7.4 | 7.5 | | 2.0 | 5.8 | 5.7 | 7.2 | 82 | 74 | 93 | NW 6 | NNW 6 | N 7 | $8^0$ | $10^1$ | $10^2$ | 2.8 | ●¹ MN-1a30, ●⁰ ch a in |
| 14 | 42.3 | 46.0 | 51.7 | 6.7 | 7.4 | 6.8 | | 1.4 | 5.8 | 6.2 | 6.3 | 80 | 80 | 85 | WSW 6 | WSW 8 | WSW 7 | $9^1$ | $7^0$ | 10 | 7.9 | ●¹ ch a interv |
| 15 | 50.2 | 44.7 | 34.2 | 7.0 | 7.6 | 6.6 | | 3.2 | 6.2 | 6.5 | 6.6 | 82 | 83 | 91 | WNW 8 | NNW 10 | NNW 6 | $7^0$ | $10^1$ | $10^1$ | 4.5 | ●¹ y ↙ 9p30-MN |
| 16 | 35.7 | 31.7 | **26.0** | 4.8 | 6.8 | 5.0 | | **0.0** | 6.2 | 6.4 | 5.7 | 97 | 87 | 87 | W 5 | WNW 8 | NW 10 | 8 | $9^2$ | $7^1$ | 11.3 | ●¹ MN-3a, ●¹ ch y △; |
| 17 | 30.1 | 33.7 | 35.8 | 5.6 | 6.4 | 6.2 | | 1.0 | 5.9 | 6.1 | 6.0 | 86 | 86 | 86 | WNW 8 | WSW 8 | W 6 | $10^2$ | $9^2$ | $9^0$ | 8.3 | ●⁰ ch y ‖ a interv, ●¹ 11 |
| 18 | 35.6 | 43.7 | 47.2 | 5.4 | 6.4 | 6.6 | | 3.1 | 6.2 | 6.1 | 6.2 | 93 | 86 | 85 | SW 6 | SW 4 | W 6 | $8^0$ | $9^2$ | $9^1$ | 10.0 | ●¹ MN-3a30, ●⁰ ch |
| 19 | 49.7 | 49.0 | 46.9 | 6.8 | 7.8 | 7.5 | | 3.0 | 7.0 | 7.7 | 7.4 | 94 | 98 | 96 | WNW 6 | NW 6 | NW 8 | $9^0$ | $10^1$ | $9^2$ | 1.8 | ‖¹ a interv; ≡ II |
| 20 | 44.0 | 47.6 | 47.6 | 7.1 | 6.7 | 7.6 | | 3.0 | 7.5 | 5.6 | 5.8 | 00 | 77 | 74 | WSW 5 | W 5 | W 6 | $10^2$ | $5^1$ | $8^1$ | 19.2 | ●² MN-5a30; ●⁰ ≡² I |
| 21 | 43.8 | 38.6 | 28.4 | 7.9 | 7.8 | 6.6 | | 3.2 | 5.9 | 7.3 | 6.9 | 73 | 93 | 94 | NW 6 | NNW 8 | NW 10 | $9^1$ | $10^2$ | $8^1$ | 1.4 | ‖⁰ a interv, ●¹ 2p30-9 |
| 22 | 36.1 | 43.9 | 45.8 | 5.0 | 6.0 | 6.9 | | 1.0 | 6.3 | 5.8 | 6.7 | 97 | 84 | 90 | WSW 9 | WSW 9 | W 9 | $10^1$ | $8^1$ | $10^1$ | **51.2** | ●² ch; ↙ 5a-4p30 |
| 23 | 43.2 | 43.2 | 46.7 | 7.0 | 5.8 | 6.2 | | 2.0 | 7.0 | 6.5 | 6.7 | 94 | 94 | 94 | WNW 9 | WSW 7 | WSW 6 | $10^2$ | $10^1$ | $10^1$ | 10.1 | ●⁰ 3a-10a, ● ch y △⁰ |
| 24 | 49.9 | 52.4 | 53.9 | 6.4 | 7.0 | 7.0 | | 3.4 | 6.8 | 7.0 | 7.3 | 94 | 94 | 98 | W 7 | W 8 | W 6 | $10^2$ | $10^2$ | $10^0$ | 22.5 | ●¹ a interv |
| 25 | 50.9 | 51.8 | 50.0 | 7.4 | 7.8 | 7.8 | | 4.0 | 7.7 | 7.7 | 7.2 | 00 | 98 | 92 | NW 9 | NW 8 | NW 9 | $10^1$ | $10^2$ | $10^2$ | 9.5 | ●¹ 4a45-II; ≡ 4a45-9p |
| 26 | 46.0 | 42.8 | 41.8 | 7.9 | 7.8 | 8.0 | | 4.8 | 7.9 | 7.9 | **8.0** | 99 | 00 | 00 | NW 8 | NNW 10 | NW 10 | $10^2$ | $10^2$ | $10^2$ | 20.4 | ●¹ ch 6a30-10p; ≡⁰ 6a3 |
| 27 | 42.6 | 42.1 | 42.6 | 5.6 | 5.4 | 5.2 | | 2.4 | 6.6 | 6.3 | 5.4 | 97 | 94 | 81 | SW 2 | NW 2 | SW 3 | $10^1$ | $10^0$ | 7 | 50.4 | ● y ≡ MN-7a, ●⁰ ch |
| 28 | 48.0 | 50.5 | 52.4 | 5.0 | 6.2 | 5.8 | | 2.2 | 5.7 | 5.7 | 5.6 | 87 | 81 | 82 | SW 5 | SW 4 | SW 3 | $5^1$ | $5^1$ | 8 | 0.7 | ●¹ 9a-3p, ●⁰ ch |
| 29 | 53.3 | 53.0 | 53.0 | 5.4 | 5.8 | 5.8 | | 1.8 | 6.2 | 6.1 | 6.7 | 92 | 88 | 97 | WSW 6 | WSW 6 | WSW 5 | $10^0$ | $10^0$ | $10^2$ | 0.0 | ●⁰ y △ ch, a interv |
| 30 | 50.4 | 48.4 | 46.6 | 6.6 | 7.0 | 7.0 | | 3.6 | 7.1 | 6.8 | 7.0 | 98 | 91 | 94 | WSW 6 | WNW 6 | WNW 7 | $10^0$ | $10^1$ | $10^2$ | 9.7 | ‖ a interv ● 5p-7p |
| 31 | 44.7 | 47.8 | 48.2 | 7.0 | 7.0 | 6.4 | | 2.8 | 7.3 | 7.0 | 6.3 | 98 | 94 | 88 | WNW 5 | WSW 5 | WSW 2 | $10^1$ | 8 | $10^1$ | 9.9 | ‖⁰ MN 3a15, ●⁰ 4a-8a3 |
| Pro. Mit. | 47.0 | 47.4 | 46.5 | 6.4 | 7.0 | 6.7 | | 2.5 | 6.6 | 6.5 | 6.6 | 91 | 87 | 90 | 5.9 | 6.2 | 6.1 | 8.7 | 8.8 | 9.2 | 329.6 | |

Barómetro reducido a 0°C y a gravedad normal.

Barometer reduciert auf 0°C und Normalsch

(1) liente al NE am). (2) terv todo el dia. (3) 0a15-11a30. (4) ≡ MN-3a15. (5) 9a30-4p40; ↙ a interv. (6) 9a20-9a25; ↙ W MN-5a30. (7) a interv; ≡ 4a-6p30. (8) ●¹ 1 (9) MN; ⌒ 5p35. (10) 10p; ↙. (11) ‖⁰ a interv.

**IFO** (H = 142 m) **OCTUBRE 1912** φ = 43° 33′ S λ = 74° 45′ W $h_a$ = ?

| ap. a la Temp. Temp. Freien. C° Min. | Velocidad del viento Windgeschwindigkeit m/minuto 7a | 2p | 9p | km 9p-7a | 7a-2p | 2p-9p | 7a-7a | k/1h | Nubes (clase y dirección) Wolken (Art und Richtung) 7a | 2p | 9p | Agua caída Niederschlag mm 7a | 2p | 9p | Evaporación Verdunstung mm 7a | 2p | 9p | 7a-7a |
|---|---|---|---|---|---|---|---|---|---|---|---|---|---|---|---|---|---|---|
| | 122 | 234 | 300 | | | | | | cu-ni | cu-ni | ni | 0.2 | — | 0.1 | | | | |
| | 348 | 152 | 82 | | | | | | cu-ni | str-cu | fr-cu | 0.5 | — | — | | | | |
| | 142 | 100 | 105 | | | | | | str-cu | ci-str | ci-str | — | — | — | | | | |
| | 147 | 216 | 168 | | | | | | ci-str | str | str | — | — | — | | | | |
| | 123 | 133 | 140 | | | | | | str-cu | fr-cu | ci-str | — | — | — | | | | |
| | 516 | 852 | 1164 | | | | | | ci-str | ni | ni | — | 0.3 | 2.0 | | | | |
| | 318 | 666 | 834 | | | | | | ni | ni | ni | 1.7 | 0.6 | 0.8 | | | | |
| | 1416 | 1002 | 516 | | | | | | ni | str | ni | 1.9 | 2.1 | 0.1 | | | | |
| | 102 | 133 | 186 | | | | | | ni | str | ni | 0.3 | 0.4 | 0.5 | | | | |
| | 384 | 198 | 198 | | | | | | str-cu | ci-str | ci-str | 5.3 | — | — | | | | |
| | 648 | 384 | 498 | | | | | | cu-ni | cu-ni | cu-ni | 4.8 | — | — | | | | |
| | 900 | 486 | 150 | | | | | | cu-ni, ni | str-cu | ni | 0.7 | 0.2 | — | | | | |
| | 113 | 684 | 948 | | | | | | str-cu | ni | ni | — | 0.6 | 0.9 | | | | |
| | 816 | 768 | 348 | | | | | | cu-ni | cu-ni | str-cu | 0.5 | — | — | | | | |
| | 78 | 948 | 1164 | | | | | | str-cu | str-cu | ni | — | — | 0.5 | | | | |
| | 1452 | 1068 | 1164 | | | | | | ni | str | cu-ni | 7.9 | 2.5 | — | | | | |
| | 936 | 1014 | 1014 | | | | | | cu-ni | cu-ni | ni | 2.8 | 0.6 | — | | | | |
| | 864 | 552 | 282 | | | | | | cu-ni | str | str | 4.3 | 0.0 | 0.1 | | | | |
| | 534 | 216 | 167 | | | | | | ni | ni | ni | 0.3 | 0.4 | 0.3 | | | | |
| | 384 | 534 | 67 | | | | | | ni | ni | ni | 0.4 | 0.3 | 0.5 | | | | |
| | 152 | 384 | 552 | | | | | | ni | ni | ni | 0.7 | 0.3 | 0.4 | | | | |
| | 1032 | 666 | 516 | | | | | | cu-ni | fr-cu | fr-cu | 0.5 | — | — | | | | |
| | 123 | 336 | 516 | | | | | | fr-cu | ci-str | ni | — | — | — | | | | |
| | 552 | 348 | 750 | | | | | | str-cu | str-cu | fr-cu | 0.5 | — | — | | | | |
| | 1014 | 1248 | 1536 | | | | | | str-cu | ci-str | fr-cu | — | — | — | | | | |
| | 918 | 117 | 516 | | | | | | str-cu | str-cu | str-cu | — | — | — | | | | |
| | 732 | 1916 | 582 | | | | | | str-cu | ni | ni | — | 0.0 | 0.3 | | | | |
| | 97 | 123 | 384 | | | | | | cu-ni | cu-ni | cu-ni | — | 0.8 | — | | | | |
| | 123 | 150 | 155 | | | | | | ni | cu-ni | cu-ni | 1.8 | 1.8 | — | | | | |
| | 384 | 486 | 486 | | | | | | str-cu | str-cu | fr-cu | — | — | — | | | | |
| | 798 | 936 | 948 | | | | | | cu-ni | cu-ni, ni | ni | — | — | — | | | | |
| | 525 | 550 | 529 | | | | | | | | | 35.1 | 10.9 | 6.5 | | | | |

**NGELISTAS** (H = 55 m) **OCTUBRE 1912** φ = 52° 24′ S λ = 75° 06′ W $h_a$ = —

| | | | | | | | | | | | | | | | | | | |
|---|---|---|---|---|---|---|---|---|---|---|---|---|---|---|---|---|---|---|
| | | | | | | | | | str-cu | cu-ni, ci SW | ni | 0.5 | 0.4 | 1.5 | | | | |
| | | | | | | | | | ni | ni | ni | 8.0 | 0.9 | 3.0 | | | | |
| | | | | | | | | | cu-ni | cu-ni | ni | 1.5 | 0.0 | 0.5 | | | | |
| | | | | | | | | | fr-ni | fr-ni, ci W | ni | 0.4 | 7.5 | 7.1 | | | | |
| | | | | | | | | | cu-ni | cu-ni, ci SW | cu-ni | 4.4 | 1.6 | 0.3 | | | | |
| | | | | | | | | | a-cu, ci-str | fr-ni, ci W | ni | 0.0 | 0.0 | 2.3 | | | | |
| | | | | | | | | | ni | ni | ni | 8.0 | 11.4 | 1.8 | | | | |
| | | | | | | | | | cu-ni | ci-str NNW | fr-ni | 0.0 | — | — | | | | |
| | | | | | | | | | str-cu | str-cu, ci NNW | fr-ni | — | 0.9 | 0.7 | | | | |
| | | | | | | | | | str-cu | cu, a-cu NW | ni | 0.0 | — | 0.5 | | | | |
| | | | | | | | | | cu-ni | cu-ni, ci | cu-ni | 3.4 | 2.4 | 0.4 | | | | |
| | | | | | | | | | cu-ni, ci-cu | cu WSW, cu-ni | cu-ni | 7.6 | 1.0 | 0.0 | | | | |
| | | | | | | | | | cu-ni, ci NW | cu-ni | ni | 1.8 | 0.2 | 1.0 | | | | |
| | | | | | | | | | cu-ni | cu-ni | ni | 6.7 | 3.6 | 0.3 | | | | |
| | | | | | | | | | cu-ni, ci-cu | cu N, ci NNW | ni | 0.6 | 0.0 | 3.0 | | | | |
| | | | | | | | | | cu-ni | cu-ni, ci NNW | cu-ni | 8.3 | 1.0 | 4.7 | | | | |
| | | | | | | | | | ni | cu-ni, ci W | cu-ni | 2.6 | 2.1 | 1.7 | | | | |
| | | | | | | | | | cu-ni | ni | ni, a-cu W | 6.2 | 0.0 | 0.5 | | | | |
| | | | | | | | | | ni | ni | cu-ni | 1.3 | 0.3 | 0.9 | | | | |
| | | | | | | | | | ni | cu | cu-ni | 18.0 | 0.0 | 0.0 | | | | |
| | | | | | | | | | cu-ni | ni | cu-ni | 1.4 | 0.6 | 16.1 | | | | |
| | | | | | | | | | ni | cu, a-cu W | cu-ni | 34.5 | 0.6 | 1.2 | | | | |
| | | | | | | | | | ni | ni, a-cu W | ni | 8.3 | 2.6 | 15.0 | | | | |
| | | | | | | | | | ni | cu-ni | ni | 4.9 | 2.9 | 4.5 | | | | |
| | | | | | | | | | ni | ni | ni | 2.1 | 15.0 | 4.5 | | | | |
| | | | | | | | | | ni | ni | ni | 0.9 | 4.6 | 26.0 | | | | |
| | | | | | | | | | cu-ni | fr-ni, ci NW | fr-ni | 19.8 | — | 0.7 | | | | |
| | | | | | | | | | cu | cu | cu | — | 0.0 | 0.0 | | | | |
| | | | | | | | | | fr-ni, ci W | fr-ni, cu W | ni | 0.0 | 3.6 | 2.6 | | | | |
| | | | | | | | | | cu-ni | cu-ni | ni | 3.5 | 0.1 | 3.4 | | | | |
| | | | | | | | | | ni | a cu N | cu | 6.4 | 1.0 | 0.0 | | | | |
| | | | | | | | | | | | | 161.1 | 64.3 | 104.2 | | | | |

Observaciones se efectuaron según hora oficial de Chile (75° de long.)

Alle Beobachtungen nach chilenischer Einheitszeit (75° Länge).

## PUNTA DUNGENES (H = 5 m) — OCTUBRE 1912 — φ = 52° 24′ S — λ = 68° 25′ W — $C_g$ = 1

| Dia / Tag | Barómetro Barometer 700 mm + | | | Temperatura del aire Lufttemperatur C° | | | | | Humedad absoluta Absolute Feuchtigkeit mm | | | Humedad relativa Relative Feuchtigkeit % | | | Dirección y fuerza del viento Richtung und Stärke des Windes 0—12 B. | | | Nebulosidad Bewölkung 0—10 | | | Agua caída Niederschlag mm | Notas Bemerkungen |
|---|---|---|---|---|---|---|---|---|---|---|---|---|---|---|---|---|---|---|---|---|---|---|
| | 7a | 2p | 9p | 7a | 2p | 9p | Max. | Min. | 7a | 2p | 9p | 7a | 2p | 9p | 7a | 2p | 9p | 7a | 2p | 9p | 7a-7a | |
| 1 | 61.1 | 62.7 | 61.0 | 2.3 | 6.2 | 3.4 | 6.4 | **1.5** | **5.3** | 6.7 | 5.6 | 98 | 94 | 97 | WSW 5 | SSW 5 | SW 6 | 10 | 5 | 0 | — | |
| 2 | 60.6 | 59.5 | 61.5 | 4.2 | 6.4 | 4.2 | 7.2 | 4.2 | 6.0 | 6.8 | 6.0 | 97 | 94 | 97 | WSW 4 | WSW 2 | WSW 1 | 8 | 9 | 10 | — | ●⁰ gt 3p40-4p15, ●⁰ |
| 3 | 65.8 | 63.7 | 64.9 | 4.8 | 8.1 | 5.5 | 8.5 | 4.5 | 6.1 | 7.3 | 5.4 | 96 | 91 | **80** | WSW 1 | WSW 1 | WSW 1 | 8 | 7 | 0 | 0.0 | ●⁰ ch a interv I y II |
| 4 | 56.4 | 51.1 | 44.6 | 6.2 | 12.2 | 8.9 | 14.3 | 6.2 | 6.9 | 10.0 | 7.7 | 97 | 95 | 91 | NW 1 | NW 1 | NW 3 | 10 | 10 | 10 | 0.0 | |
| 5 | 46.5 | 51.6 | 55.3 | 7.1 | 3.6 | 6.0 | 9.2 | 3.6 | 5.8 | 5.6 | 6.3 | 90 | 95 | 90 | WSW 6 | NW 7 | WSW 7 | 3 | 8 | 0 | — | |
| 6 | 59.5 | 60.0 | 54.6 | 5.1 | 11.5 | 6.5 | 11.5 | 5.0 | 6.5 | 8.7 | 6.7 | 98 | 87 | 93 | NW 3 | NW 5 | N 8 | 3 | 4 | 10 | — | |
| 7 | 47.6 | 45.7 | 56.6 | 7.4 | 14.0 | 6.7 | 14.5 | 6.5 | 7.2 | 10.8 | 6.6 | 94 | 92 | 90 | NNW 1 | WSW 1 | S 1 | 9 | 8 | 2 | — | ●¹ ch 3p30; ◠ 4p35 |
| 8 | 56.6 | 57.7 | 60.2 | 4.7 | 5.5 | 4.4 | 5.5 | 2.0 | 6.2 | 6.7 | 5.8 | 97 | 99 | 93 | E 2 | E 4 | E 1 | 1 | 8 | 0 | 0.0 | |
| 9 | 62.6 | **68.0** | 63.8 | 5.2 | 6.5 | 5.0 | 6.5 | 3.6 | 6.4 | 6.2 | 5.9 | 97 | 86 | 90 | NNE 2 | NNE 2 | NE 3 | 9 | 8 | 10 | — | ●⁰ ch 10a-MD |
| 10 | 62.9 | 61.2 | 59.5 | 5.0 | 7.1 | 5.2 | 7.6 | 4.7 | 6.3 | 7.1 | 6.4 | 97 | 94 | 97 | N 5 | N 6 | N 5 | 10 | 9 | 10 | 0.0 | ●⁰ ch 6p30-8p30 |
| 11 | 58.1 | 53.4 | 54.5 | 4.5 | 6.8 | 5.0 | 9.0 | 4.5 | 6.0 | 7.2 | 6.0 | 96 | 98 | 92 | NNW 5 | W 1 | W 3 | 10 | 8 | 5 | 0.0 | ‖ 5a30-8a, ●¹ 8a-11a |
| 12 | 54.1 | 50.1 | 53.3 | 5.4 | 9.9 | 6.0 | 12.0 | 5.1 | 6.3 | 8.5 | 6.8 | 94 | 94 | 97 | WSW 1 | NW 6 | NW 2 | 5 | 9 | 0 | **2.1** | ●¹ ch 10a30-11a15, ● |
| 13 | 54.7 | 56.6 | 48.4 | 4.4 | 10.5 | 6.0 | 10.5 | 4.4 | 5.9 | 7.9 | 6.1 | 96 | 84 | 88 | SW 4 | N 1 | N 7 | 2 | 2 | 7 | 0.9 | [1p50-2p40; ⌈↘ lej al N |
| 14 | 42.6 | 46.6 | 52.7 | 6.1 | 9.5 | 6.2 | 10.6 | 5.4 | 6.9 | 8.3 | 6.7 | 99 | 94 | 94 | WSW 4 | SSW 4 | SW 7 | 10 | 5 | 0 | 0.6 | ●¹ 3a10-6a20 |
| 15 | 58.0 | 57.8 | 49.8 | 4.5 | 11.1 | 7.4 | 13.2 | 4.5 | 5.8 | 9.7 | 7.2 | 92 | 99 | 94 | W 3 | NNW 6 | N 7 | 10 | 4 | 9 | — | |
| 16 | 38.3 | 39.4 | 37.8 | 8.5 | 10.2 | 7.2 | 11.0 | 6.4 | 7.6 | 9.2 | 7.1 | 92 | 99 | 94 | WNW 5 | SSW 3 | SSW 2 | 10 | 3 | 0 | — | |
| 17 | 36.4 | 38.1 | 40.4 | 6.0 | 9.8 | 6.2 | 10.2 | 6.0 | 6.1 | 8.7 | 7.0 | 88 | 96 | 99 | WSW 2 | WSW 2 | WNW 8 | 5 | 8 | 5 | — | |
| 18 | 39.4 | 41.2 | 48.7 | 5.8 | 10.2 | 5.9 | 10.2 | 5.5 | 6.3 | 8.7 | 6.9 | 91 | 94 | 99 | NW 4 | SW 4 | SW 2 | 10 | 2 | 3 | — | ●¹ 4p30-5p10; ◠ 4p30 |
| 19 | 55.6 | 53.3 | 53.2 | 7.5 | 11.0 | 11.1 | 12.2 | 4.5 | 7.2 | 9.7 | 7.9 | 93 | 99 | 80 | WSW 5 | SW 2 | SW 1 | 6 | 4 | 10 | 0.3 | ●⁰ gt 11p50 |
| 20 | 48.1 | 46.9 | 51.4 | 9.4 | 11.0 | 7.0 | 12.0 | 7.0 | 8.2 | 9.5 | 6.7 | 93 | 97 | 89 | NW 1 | SW 4 | SW 2 | 10 | 7 | 0 | 0.0 | ●¹ ch 9a45 |
| 21 | 52.5 | 50.5 | 40.1 | 6.1 | 12.2 | 9.3 | 14.3 | 6.1 | 6.3 | 10.5 | 8.5 | 90 | 99 | 98 | NW 1 | NW 2 | WNW 5 | 9 | 9 | 1 | 0.0 | |
| 22 | **86.2** | 41.0 | 49.4 | 7.0 | 9.6 | 6.1 | 11.0 | 6.0 | 7.0 | 8.7 | 6.9 | 94 | 98 | 99 | W 10 | WSW 10 | WSW 10 | 1 | 8 | 1 | — | |
| 23 | 53.6 | 45.4 | 50.5 | 5.8 | 10.4 | 7.1 | 13.5 | 4.5 | 6.6 | 9.3 | 7.2 | 96 | 99 | 96 | WNW 7 | WSW 3 | WSW 6 | 8 | 10 | 8 | — | ●¹ 3p-3p40 |
| 24 | 50.4 | 51.0 | 53.8 | 6.3 | 11.4 | 8.0 | 11.7 | 4.0 | 7.1 | 9.8 | 7.9 | 99 | 98 | 99 | W 7 | SW 9 | W 11 | 8 | 5 | 2 | 0.0 | |
| 25 | 56.8 | 57.1 | 56.2 | 8.1 | 10.8 | 8.4 | 11.1 | 8.1 | 7.2 | 9.3 | 8.0 | 89 | 97 | 97 | WSW 4 | W 5 | SW 1 | 5 | 8 | 8 | — | ●⁰ ch 11a30-MD |
| 26 | 54.3 | 51.3 | 49.4 | 9.0 | 17.1 | 11.8 | **18.5** | 9.0 | 8.3 | **12.4** | 9.3 | 97 | 86 | 91 | W 2 | C 0 | C 0 | 2 | 7 | 10 | 0.0 | |
| 27 | 48.2 | 44.8 | 42.6 | 9.8 | 14.0 | 8.2 | 15.2 | 8.2 | 8.3 | 11.0 | 7.3 | 92 | 93 | 91 | C 0 | NW 1 | N 1 | 10 | 10 | 10 | 0.0 | ●⁰ gt 6a, ●⁰ ch y ●⁰ |
| 28 | 47.3 | 51.4 | 55.2 | 6.2 | 10.1 | 6.3 | 10.2 | 6.2 | 6.9 | 9.1 | 6.2 | 97 | 99 | 87 | WSW 7 | SW 6 | SSW 5 | 1 | 3 | 0 | 0.0 | |
| 29 | 56.6 | 54.2 | 53.5 | 5.2 | 8.4 | 6.4 | 10.4 | 5.2 | 6.5 | 8.1 | 7.1 | 98 | 99 | 99 | WSW 5 | WSW 4 | SW 6 | 2 | 10 | 10 | — | |
| 30 | 52.3 | 50.8 | 51.0 | 7.1 | 10.6 | 8.6 | 13.0 | 7.3 | 7.4 | 9.0 | 7.9 | 99 | 95 | 95 | WSW 7 | WSW 9 | W 7 | 7 | 8 | 5 | — | |
| 31 | 54.7 | 49.1 | 52.3 | 8.2 | 9.3 | 7.0 | 11.5 | 6.5 | 7.3 | 8.6 | 6.9 | 91 | 99 | 92 | W 3 | WSW 5 | SSW 2 | 6 | 10 | 8 | — | ●¹ ch 0p30-2p35; ◠ |
| Pro. Mit. | 52.5 | 52.0 | 52.5 | 6.2 | 9.8 | 6.8 | 11.1 | 5.4 | 6.7 | 8.7 | 6.9 | 95 | 95 | 93 | 3.8 | 3.9 | 4.2 | 6.7 | 7.0 | 5.0 | 3.9 | |

## PUNTA ARENAS (H = 4 m) — OCTUBRE 1912 — φ = 53° 10′ S — λ = 70° 54′ W — $C_g$ = +0.6 / +0.5

| | | | | | | | | | | | | | | | | | | | | | | |
|---|---|---|---|---|---|---|---|---|---|---|---|---|---|---|---|---|---|---|---|---|---|---|
| 1 | 62.5 | 62.1 | 62.2 | 4.1 | 6.5 | 3.2 | 7.3 | 0.7 | 4.3 | 4.5 | 4.3 | 70 | 62 | 75 | NW 1 | W 4 | SW 3 | 4 | 8 | 2 | — | ⊠ en los cerros |
| 2 | 60.9 | 60.3 | 61.7 | 4.4 | 6.7 | 5.8 | 7.0 | 1.2 | 5.1 | 5.6 | 5.3 | 81 | 76 | 77 | NW 1 | WSW 2 | W 4 | 9 | 10 | 10 | — | ≡ al W I; ↙ 8p30-9p |
| 3 | 64.0 | **64.1** | 62.5 | 6.3 | 11.1 | 5.9 | 12.0 | 5.1 | 6.1 | 6.1 | 5.5 | 84 | 61 | 79 | C 0 | W 3 | NW 1 | 9 | 9 | 10 | — | ≡ al W I |
| 4 | 56.5 | 50.1 | 45.5 | 5.8 | 6.5 | 8.6 | 9.0 | 4.9 | 6.3 | 6.5 | 4.4 | 92 | 89 | 52 | SW 1 | S 2 | W 2 | 10 | 10 | 2 | — | ● gt a, ● ch 7p |
| 5 | 46.0 | 51.9 | 56.4 | 8.1 | 10.9 | 5.5 | 11.2 | 5.0 | 5.3 | 4.6 | 5.0 | 65 | 48 | 74 | WSW 4 | W 4 | W 4 | 8 | 4 | 2 | 0.0 | |
| 6 | *59.1* | 55.7 | *50.8* | *10.7* | 8.9 | *6.0* | 12.2 | 2.0 | *5.2* | 5.6 | *5.4* | *54* | 65 | *78* | NNW 1 | N 2 | N 1 | 5 | 9 | 10 | — | |
| 7 | 45.7 | 47.1 | 53.9 | 6.9 | 12.5 | 3.7 | 16.7 | 3.4 | 5.5 | 6.2 | 4.3 | 74 | 51 | 71 | E 1 | NNW 3 | W 2 | 9 | 9 | 2 | — | |
| 8 | 58.1 | 58.5 | 61.0 | 3.9 | 7.9 | 3.8 | 9.7 | 0.8 | 3.8 | 4.5 | 4.8 | 63 | 57 | 80 | SSW 1 | SE 1 | NNW 2 | 9 | 8 | 10 | — | ≡⁰ III |
| 9 | 63.4 | 63.4 | 63.4 | 4.6 | 6.9 | 4.6 | 7.4 | 1.0 | 4.2 | 5.0 | 5.8 | 66 | 67 | 91 | N 3 | ENE 3 | N 2 | 10 | 10 | 10 | — | ●¹ 7p-MN |
| 10 | 61.8 | 59.5 | 57.8 | 4.5 | 6.2 | 4.6 | 6.6 | 4.2 | 5.9 | 5.9 | 5.4 | **94** | 84 | 85 | ENE 2 | NE 3 | NNE 4 | 10 | 10 | 10 | 4.6 | ●¹ MN-2p; 8p50-MN |
| 11 | *54.3* | 53.1 | 53.9 | *5.5* | 8.1 | 3.0 | 9.4 | 2.7 | *6.2* | **6.8** | 5.1 | *92* | 85 | 90 | NE 3 | NW 1 | C 0 | 10 | 8 | 10 | **12.1** | ●¹ MN-6a10; ⌙⁰ III |
| 12 | 51.4 | 50.6 | 54.3 | 7.2 | 11.9 | 5.7 | 12.8 | 1.7 | 5.8 | 4.6 | 4.9 | 76 | 45 | 71 | N 1 | WNW 3 | WSW 3 | 8 | 8 | 0 | — | |
| 13 | 55.8 | 51.1 | 45.9 | 6.4 | 9.4 | 6.0 | 12.8 | 3.8 | 4.2 | 5.7 | 5.4 | 58 | 65 | 77 | WNW 1 | NNE 2 | N 2 | 5 | 8 | 10 | — | [2p3 |
| 14 | 44.8 | 47.5 | 53.4 | 8.2 | 9.5 | 5.3 | 12.3 | 4.5 | 5.6 | 5.4 | 4.7 | 68 | 61 | 71 | W 2 | W 3 | W 2 | 5 | 7 | 0 | — | ●¹ MN-2a30, ●⁰ 9a-10 |
| 15 | 56.7 | 53.0 | 44.9 | 6.3 | 15.0 | 6.8 | 15.2 | 3.9 | 5.6 | 4.7 | 5.9 | 78 | **87** | 80 | NNE 2 | NNW 2 | N 2 | 9 | 9 | 10 | 2.5 | ●⁰ ch p, ●⁰ 9p30-11p5 |
| 16 | 38.2 | 39.3 | 36.2 | 7.1 | 12.9 | 7.7 | 13.7 | 5.7 | 5.6 | 5.1 | 6.0 | 74 | 46 | 76 | SSW 3 | WNW 4 | C 0 | 9 | 5 | 10 | 2.3 | ● ch an, 6a50 |
| 17 | **35.5** | 35.9 | 38.8 | 6.8 | 10.8 | 4.6 | 12.1 | 4.3 | 4.5 | 5.0 | 4.9 | 61 | 52 | 77 | NNW 1 | WNW 3 | C 0 | 8 | 9 | 2 | 0.2 | ● gt 2p; ◠, ⊽² 9p |
| 18 | 39.0 | 43.8 | 49.1 | 4.4 | 11.2 | 6.4 | 12.2 | 1.2 | 5.2 | 4.5 | 5.0 | 82 | 45 | 69 | NNE 2 | SSW 2 | WNW 2 | 9 | 5 | 9 | 0.0 | ● gt p |
| 19 | 52.6 | 53.3 | 52.2 | 8.7 | 13.0 | 9.8 | 14.8 | 1.0 | 5.6 | 6.1 | 6.6 | 66 | 54 | 73 | WNW 1 | WSW 2 | NW 1 | 8 | 8 | 10 | 0.0 | |
| 20 | *47.1* | 47.1 | 48.4 | *10.1* | 12.6 | 7.0 | 14.3 | 7.0 | *6.2* | 4.0 | 5.0 | *68* | **87** | 66 | WNW 3 | W 9 | W 3 | 8 | 2 | 6 | 0.2 | ●¹ ch 5a30-6a30; ↙ W |
| 21 | *50.8* | 46.0 | *36.3* | *6.6* | 16.0 | *10.7* | **17.0** | 2.8 | *4.4* | 5.0 | *6.0* | *60* | **87** | *63* | NNE 3 | N 1 | NW 3 | 8 | 9 | 10 | — | ●¹ 11p-MN |
| 22 | 32.2 | 43.5 | 49.3 | 5.6 | 6.9 | 4.3 | 9.4 | **0.4** | 4.9 | 5.8 | 4.8 | 72 | 78 | 77 | NW 10 | W 3 | W 1 | 9 | 8 | 8 | 3.2 | ●¹ ch an, ●⁰ ch p; ↙ |
| 23 | 46.0 | 44.0 | 48.3 | 10.1 | 11.7 | 6.6 | 13.4 | 3.5 | 5.1 | 4.9 | 5.0 | 56 | 48 | 68 | NW 5 | W 6 | W 8 | 8 | 9 | 10 | 0.0 | ◠⁰ al E 5 p; ↙ |
| 24 | 48.1 | 50.8 | 55.7 | 6.8 | 11.5 | 8.5 | 12.5 | 4.9 | 5.3 | 4.9 | 5.2 | 71 | 49 | 62 | W 7 | W 7 | W 2 | 4 | 5 | 8 | — | ●⁰ gt 9a-11a; ◠² al W |
| 25 | 56.2 | 55.1 | 55.7 | 8.9 | 13.5 | 9.9 | 14.2 | 6.5 | 6.1 | 6.2 | 6.0 | 72 | 54 | 66 | WNW 2 | W 3 | W 1 | 7 | 9 | 6 | 0.0 | ↙ |
| 26 | *53.0* | 50.4 | 49.0 | *11.0* | 13.8 | 9.4 | 14.6 | 5.2 | *5.6* | 5.5 | 6.1 | *57* | 47 | 69 | NNW 3 | W 2 | N 1 | 8 | 9 | 10 | — | |
| 27 | 47.6 | 44.4 | 43.7 | 10.8 | 11.0 | 5.9 | 12.7 | 3.4 | 6.0 | 6.5 | 6.5 | 62 | 66 | 93 | NE 1 | NW 1 | WNW 4 | 10 | 10 | 10 | — | ●⁰ ch 7a-10, ●¹ 2p-11p |
| 28 | 48.2 | 53.0 | 55.7 | 5.6 | 9.3 | 4.4 | 10.2 | 3.9 | 4.5 | **3.6** | 4.4 | 66 | 41 | 71 | W 5 | W 5 | W 1 | 7 | 4 | 0 | 4.6 | ●⁰ ch I, △ 11a30 |
| 29 | 55.1 | 53.7 | 53.5 | 6.2 | 8.2 | 6.7 | 8.7 | 1.6 | 4.3 | 5.1 | 5.0 | 60 | 63 | 68 | NNW 2 | WNW 3 | W 4 | 10 | 10 | 10 | 0.0 | ● gt 11a |
| 30 | *52.0* | 50.9 | 50.0 | *7.9* | 10.9 | 7.4 | 13.5 | 6.6 | *5.1* | 5.5 | 5.1 | *66* | 57 | 67 | NNW 4 | W 2 | W 5 | 9 | 9 | 8 | 0.0 | ● ch 3p50; ↙ 7p30-9p |
| 31 | 48.6 | 48.0 | 50.4 | 8.6 | 12.6 | 7.4 | 13.5 | 4.5 | 5.6 | 5.2 | 5.4 | 67 | 48 | 73 | NW 3 | W 6 | NNW 2 | 9 | 8 | 1 | 0.1 | |
| Pro. Mit. | 51.3 | 51.2 | 51.6 | 7.0 | 10.4 | 6.3 | 11.9 | 3.5 | 5.3 | 5.3 | 5.3 | 70 | 57 | 74 | 2.5 | 3.1 | 2.3 | 8.1 | 7.9 | 7.0 | 29.8 | |

Barómetro reducido a 0°C y a gravedad normal

Barometer reduciert auf 0°C und Normalsch

## TA DUNGENES (H = 5 m) — OCTUBRE 1912 — φ = 52° 24′ S — λ = 68° 25′ W — $h_a$ = —

| ıp. a la lemp. emp. Freien. r s. Min. | Velocidad del viento Windgeschwindigkeit m/minuto 7a | 2p | 9p | km 9p-7a | 7a-2p | 2p-9p | 7a-7a | k/1h | Nubes (clase y dirección) Wolken (Art und Richtung) 7a | 2p | 9p | Agua caída Niederschlag mm 7a | 2p | 9p | Evaporación Verdunstung mm 7a | 2p | 9p | 7a-7a |
|---|---|---|---|---|---|---|---|---|---|---|---|---|---|---|---|---|---|---|
| | | | | 400.0 | 285.0 | 475.0 | 850.0 | 35.4 | a-cu | ci-cu | | — | — | — | | | | |
| | | | | 247.0 | 365.0 | 485.0 | 1007.0 | 42.0 | str-cu S | fr-ni WSW | ni | — | — | 0.0 | | | | |
| | | | | 150.0 | 150.0 | 250.0 | 1000.0 | 41.7 | cu-ni | fr-cu | | — | 0.0 | 0.0 | | | | |
| | | | | 385.0 | 450.0 | 45.0 | 785.0 | 32.7 | cu-ni | ni | fr-ni | — | — | — | | | | |
| | | | | 125.0 | 442.0 | 125.0 | 620.0 | 25.8 | ci-cu | ci-str N | | — | — | — | | | | |
| | | | | 343.0 | 435.0 | 126.0 | 910.0 | 37.9 | str-cu | fr-str | ni | — | — | — | | | | |
| | | | | 310.0 | 375.0 | 460.0 | 871.0 | 36.3 | fr-ni | a-cu | ni | — | — | 0.0 | | | | |
| | | | | 125.0 | 312.0 | 350.0 | 960.0 | 40.0 | ci-str | ci-str | | — | — | — | | | | |
| | | | | 450.0 | 60.0 | 150.0 | **1112.0** | **46.3** | fr-ni | cu-ni | a-cu | — | 0.0 | — | | | | |
| | | | | 310.0 | 475.0 | 135.0 | 520.0 | 21.7 | cu-ni N | cu-ni N | ni N | — | — | 0.0 | | | | |
| | | | | 351.0 | 470.0 | 25.0 | 961.0 | 40.0 | ni | cu-ni W | fr-ni | 0.0 | 2.1 | — | | | | |
| | | | | 115.0 | 210.0 | 325.0 | 610.0 | 25.4 | ci-cu | cu-ni NW | | — | 0.2 | 0.7 | | | | |
| | | | | 325.0 | 120.0 | 125.0 | 860.0 | 35.8 | ci-str W | ci-str W | ci-str SW | — | — | — | | | | |
| | | | | 503.0 | 171.0 | 368.0 | 748.0 | 31.2 | cu-ni | ci-cu | | 0.6 | — | — | | | | |
| | | | | 100.0 | 225.0 | 120.0 | 639.0 | 26.6 | fr-ni | ci-str | fr-ni | — | — | — | | | | |
| | | | | 125.0 | 275.0 | 325.0 | 470.0 | 19.6 | ni W | ci-cu | | — | — | — | | | | |
| | | | | 125.0 | 160.0 | 375.0 | 725.0 | 30.2 | ci-cu | ci-cu | ci | — | — | — | | | | |
| | | | | 98.0 | 190.0 | 351.0 | 633.0 | 26.4 | fr-ni | ci-cu | cu SW | — | — | 0.3 | | | | |
| | | | | 51.0 | 165.0 | 225.0 | 592.0 | 24.7 | ci-cu | ci W | a-cu | — | — | — | | | | |
| | | | | 275.0 | 401.0 | 50.0 | 665.0 | 27.7 | fr-cu | cu-ni | | 0.0 | 0.0 | — | | | | |
| | | | | 175.0 | 335.0 | 25.0 | 626.0 | 26.1 | ci-cu | ci | ci | — | — | — | | | | |
| | | | | 397.0 | 276.0 | 70.0 | 757.0 | 31.5 | str | ci-cu | str SW | — | — | — | | | | |
| | | | | 375.0 | 75.0 | 251.0 | 721.0 | 30.0 | fr-ni | fr-ni | cu-ni | — | — | 0.0 | | | | |
| | | | | 10.0 | 227.0 | 21.0 | 336.0 | 14.0 | ci-cu | fr-cu SW | ci-str | — | — | — | | | | |
| | | | | 325.0 | 5.0 | 100.0 | 573.0 | 23.9 | ci-cu | cu-ni | fr-ni | — | 0.0 | — | | | | |
| | | | | 233.0 | 290.0 | 352.0 | 338.0 | 14.1 | str | a-cu | str-cu | — | — | — | | | | |
| | | | | 365.0 | 425.0 | 226.0 | 1007.0 | 42.0 | ni | ni | fr-ni | 0.0 | 0.0 | 0.0 | | | | |
| | | | | 325.0 | 75.0 | 225.0 | 976.0 | 40.7 | ci | ci-str | | — | — | — | | | | |
| | | | | 450.0 | 100.0 | 125.0 | 750.0 | 31.3 | ci | fr-ni | fr-ni | — | — | — | | | | |
| | | | | 80.2 | 225.0 | 360.0 | **305.2** | **12.7** | ci-str | cu-ni | fr-ni | — | — | — | | | | |
| | | | | 90.0 | 250.0 | 400.0 | 675.0 | 28.1 | fr-cu | fr-ni | cu-ni | — | 0.0 | 0.0 | | | | |
| | | | | 249.6 | 258.6 | 227.2 | 729.1 | 30.4 | | | | 0.6 | 2.3 | 1.0 | | | | |

## NTA ARENAS (H = 4 m) — OCTUBRE 1912 — φ = 53° 10′ S — λ = 70° 54′ W — $h_a$ = 11.2 m

| | | | | | | | | | | | | | | | | | | |
|---|---|---|---|---|---|---|---|---|---|---|---|---|---|---|---|---|---|---|
| 0.4 -0.9 | 110 | 350 | 290 | 111.2 | 185.8 | 98.0 | 466.5 | 19.4 | cu-ni NW. fr-ni y (1) | fr-ni y str-cu W | str | — | — | — | 0.4 | 0.4 | 0.4 | 1.2 |
| 4.2 0.0 | 50 | 150 | 400 | 137.1 | 80.9 | 82.5 | 420.9 | 17.5 | cu-ca, str-cu y a-cu W | ni, fr-ni W | fr-ni WSW, a-str | — | — | — | 0.2 | 0.2 | 0.0 | 1.0 |
| 4.1 4.0 | 0 | 290 | 100 | 129.1 | 92.0 | 74.0 | 292.5 | 12.2 | fr-cu W, str-cu, a-cu W | fr-cu y a-cu W, ci-str | str | — | — | — | 0.2 | 0.4 | 0.2 | 0.4 |
| 7.8 4.5 | 100 | 210 | 120 | 84.1 | 54.3 | 89.0 | 250.1 | 10.4 | fr-cu W, a-str | a-str | str NNW | — | 0.0 | 0.0 | 0.4 | 0.0 | 0.4 | 1.0 |
| 5.2 3.8 | 420 | 390 | 450 | 146.0 | 250.5 | 242.0 | 289.3 | 12.1 | cu, fr-cu w, a-str | cu, fr-cu y cu-ni W | cu | — | — | — | 0.2 | 0.8 | 0.2 | 0.6 |
| 5.7 0.5 | 100 | 180 | 50 | 132.7 | 104.8 | 95.0 | 625.2 | 26.0 | str-cu W, str, ci-str | fr-cu N, str, ci-str | fr-ni, str | — | — | — | 0.8 | 0.6 | 0.2 | 1.8 |
| 3.6 2.0 | 80 | 300 | 180 | 221.8 | 120.5 | 49.0 | 421.6 | 17.6 | cu N, str-cu N | fr-ni N, str-cu | str | — | — | — | 0.2 | 0.4 | 0.6 | 1.0 |
| 3.7 -1.2 | 90 | 100 | 120 | 78.7 | 167.0 | 66.0 | 248.2 | 10.3 | str-cu NNE | cu NW, a-cu, ci-str | str-cu NNW | — | — | — | 0.4 | 0.2 | 0.2 | 1.4 |
| 0.4 0.2 | 300 | 320 | 150 | 72.0 | 126.0 | 120.0 | 305.0 | 12.7 | str-cu N | cu, str | ni | — | — | 1.2 | 0.4 | 0.2 | 0.4 | 0.8 |
| 1.7 3.6 | 200 | 280 | 390 | 251.0 | 168.0 | 175.0 | 497.0 | 20.7 | ni N | cu-ni, str | ni N | 3.4 | 0.8 | — | 0.0 | 0.1 | 0.2 | 0.6 |
| 0.7 1.2 | 280 | 100 | 0 | 265.0 | 99.9 | 64.0 | 608.0 | 25.3 | ni | cu y fr-cu W, a-cu | cu, str | 11.3 | — | — | 0.0 | 0.0 | 0.1 | 0.3 |
| 8.4 1.0 | 100 | 380 | 380 | 57.5 | 124.3 | 125.0 | **221.4** | **9.2** | str-cu N [cu | cu y ni W | | — | — | — | 0.0 | 0.6 | 0.4 | **0.1** |
| 0.7 2.4 | 100 | 120 | 180 | 163.2 | 97.0 | 86.0 | 412.5 | 17.2 | cu NNE, str-cu w, a- | cu, ci-str | str | — | — | — | 0.4 | 0.6 | 0.6 | 1.4 |
| 6.1 3.7 | 150 | 220 | 125 | 187.5 | 211.1 | 188.0 | 370.5 | 15.4 | cu, str-cu, a-cu, ci-cu | ni W, str-cu | | 2.5 | 0.0 | 2.3 | 0.0 | 1.0 | 0.6 | 1.2 |
| 5.8 1.9 | 180 | 150 | 200 | 175.9 | 142.2 | 86.0 | 575.0 | 24.0 | fr-ni N, a-cu y ci- (2) | cu, a-cu, ci-str | fr-ni, str | — | 0.0 | — | 0.4 | 0.6 | 0.4 | 2.0 |
| 9.9 4.5 | 320 | 390 | 0 | 159.0 | 146.8 | 94.0 | 387.2 | 16.1 | cu-ni, str-cu w, a-cu | cu W, ci-str | cu, a-str | 0.2 | — | — | 0.4 | 0.8 | 0.6 | 1.4 |
| 9.2 3.0 | 110 | 380 | 0 | 226.1 | 201.1 | 141.0 | 466.9 | 19.5 | cu, str-cu N, ci-str [W | cu N, ni, str-cu, ci-str | fr-cu w | — | 0.0 | — | 0.4 | 0.4 | 0.6 | 1.8 |
| | 190 | 150 | 125 | 83.7 | 84.7 | 82.5 | 425.8 | 17.7 | cu y str-cu w, a-str | cu-ca, cu W, str-cu SW | fr-ni NNW, str | — | — | 0.0 | 0.2 | 0.6 | 0.5 | 1.2 |
| 3.0 -0.1 | 125 | 200 | 95 | 201.0 | 252.4 | 124.0 | 368.2 | 15.3 | fr-cu y a-cu w, fr-str | fr-cu, str-cu W, ci-cu, | str-cu NNW | — | — | — | 0.5 | 0.8 | 0.6 | 1.6 |
| 6.6 6.4 | 250 | 1000 | 380 | 76.7 | 283.0 | 195.0 | 453.1 | 18.9 | cu, fr-cu y str-cu W | cu W [ci | fr-ni NNW, str-cu W | 0.2 | — | — | 0.4 | 1.4 | 0.8 | 1.8 |
| 1.0 1.2 | 280 | 99 | 280 | 248.4 | 125.5 | 134.0 | 726.4 | 30.3 | cu NW, fr-cu NW | cu, fr-ni N, str-cu | fr-ni NNW, str | — | — | 0.0 | 0.4 | 0.6 | 0.8 | 2.6 |
| 5.7 2.6 | **1200** | 250 | 100 | 265.1 | 340.8 | 225.0 | 524.6 | 21.9 | cu NW, ni w [ci-cu | cu y fr-ni W, ni [cu | fr-ni NNW | 3.2 | 0.0 | 0.0 | 0.2 | 1.0 | 0.6 | 1.6 |
| 1.2 2.2 | 500 | 700 | 890 | 147.8 | 342.9 | 215.0 | 713.6 | 29.7 | fr-cu, str-cu y ci-str W, | cu W, str-cu, ci-str, ci- | str | — | — | — | 0.4 | 1.2 | 0.5 | 2.0 |
| 3.8 2.4 | 900 | 950 | 200 | 304.9 | 413.2 | 328.0 | **862.8** | **36.0** | cu, fr-ni w, ci-str, ci-cu | cu y fr-cu W, str- (4) | cu W, fr-cu w, cu-ni | — | 0.0 | — | 0.5 | 1.2 | 1.0 | 2.2 |
| 6.0 5.2 | 150 | 390 | 100 | 104.2 | 179.9 | 124.0 | 845.4 | 35.2 | fr-cu w, a-cu NW, (3) | fr-ni y str-cu W, (5) | str-cu, a-cu y ci-str w | — | — | — | 0.8 | 0.8 | 0.8 | **3.0** |
| 3.8 4.5 | 300 | 120 | 90 | 263.7 | 145.0 | 118.0 | 567.6 | 23.6 | cu NW, a-cu N, ci-cu | fr-str, str-cu N, ci-str, | str-cu N | — | — | — | 0.6 | 1.0 | 0.4 | 2.2 |
| 6.0 3.0 | 95 | 100 | 420 | 95.0 | 44.0 | 78.0 | 358.0 | 14.9 | fr-ni NE, str | cu-ni, str [ci-cu | ni | — | 0.1 | 4.4 | 0.6 | 0.8 | 0.2 | 2.0 |
| 3.6 2.5 | 600 | 550 | 90 | 117.7 | 290.7 | 121.0 | 239.7 | 10.0 | cu, fr-cu y str-cu W | cu y fr-cu W | | 0.1 | 0.0 | — | 0.2 | 1.0 | 0.6 | 1.2 |
| 5.0 0.0 | 180 | 250 | 490 | 148.0 | 141.5 | 204.0 | 559.7 | 23.3 | fr-ni N, str | fr-ni N, a-str W | str | — | 0.0 | — | 0.2 | 0.4 | 0.2 | 1.8 |
| 7.0 5.5 | 380 | 200 | 420 | 114.0 | 150.4 | 140.0 | 459.5 | 19.1 | cu, str-cu y a-cu W | fr-ni y str-cu W | fr-ni y str-cu w | — | — | 0.1 | 0.4 | 0.6 | 0.4 | 1.0 |
| 1.7 2.8 | 325 | 640 | 120 | 188.7 | 175.9 | 144.0 | 479.1 | 20.0 | fr-cu y str-cu NW, a- [str | fr-cu W, ci-str, ci-cu | cu | — | — | — | 0.6 | 0.4 | 0.5 | 1.6 |
| 2.9 2.4 | 263 | 319 | 224 | 159.9 | 172.3 | 132.5 | 465.8 | 19.4 | | | | 20.9 | 0.9 | 8.0 | 10.8 | 19.1 | 14.0 | 43.8 |

Las observaciones se efectuaron según hora oficial de Chile (75° de long.)

Alle Beobachtungen nach chilenischer Einheitszeit (75° Länge).

a cu W. (2) cu NW. (3) ci-str, ci-cu. (4) cu, ci-str. (5) fr-str, a cu, ci-str, ci-cu.

**SAN ISIDRO** (H = 21 m) **OCTUBRE 1912** φ = 53° 48′ S λ = 70° 59′ W $C_g$ =

| Día / Tag | Barómetro Barometer 700 mm + | | | Temperatura del aire Lufttemperatur C° | | | | | Humedad absoluta Absolute Feuchtigkeit mm | | | Humedad relativa Relative Feuchtigkeit % | | | Dirección y fuerza del viento Richtung und Stärke des Windes 0—12 B | | | Nebulosidad Bewölkung 0—10 | | | Agua caída Niederschlag mm | Notas Bemerkungen |
|---|---|---|---|---|---|---|---|---|---|---|---|---|---|---|---|---|---|---|---|---|---|---|
| | 7a | 2p | 9p | 7a | 2p | 9p | Max. | Min. | 7a | 2p | 9p | 7a | 2p | 9p | 7a | 2p | 9p | 7a | 2p | 9p | 7a-7a | |
| 1 | | | | | | | | | | | | | | | | | | | | | 1.3 | |
| 2 | | | | | | | | | | | | | | | | | | | | | | |
| 3 | | | | | | | | | | | | | | | | | | | | | | |
| 4 | | | | | | | | | | | | | | | | | | | | | | |
| 5 | | | | | | | | | | | | | | | | | | | | | | |
| 6 | | | | | | | | | | | | | | | | | | | | | | |
| 7 | | | | | | | | | | | | | | | | | | | | | | |
| 8 | | | | | | | | | | | | | | | | | | | | | | |
| 9 | | | | | | | | | | | | | | | | | | | | | | |
| 10 | 48.7 | 47.4 | 45.1 | 3.9 | 7.7 | 6.8 | 7.7 | 3.9 | 5.4 | 6.1 | 6.2 | 88 | 77 | 84 | N 5 | N 5 | N 6 | 10 | 10 | 10 | 1.4 | ●[1] a interv 2a50-11p |
| 11 | 44.6 | 42.9 | 40.2 | 3.4 | 5.6 | 5.1 | 6.7 | 3.2 | 5.1 | 5.2 | 5.0 | 87 | 77 | 77 | N 5 | N 4 | N 3 | 10 | 10 | 10 | 9.6 | ●[2] a interv 3a25-10p |
| 12 | 42.4 | 44.1 | 45.2 | 2.1 | 6.5 | 3.6 | 6.5 | 0.2 | 3.7 | 4.0 | 4.4 | 69 | 55 | 75 | SW 4 | SW 4 | SW 3 | 10 | 10 | 6 | 13.2 | ●[1] 2a15-1p30 |
| 13 | 46.1 | 47.4 | 52.6 | 3.9 | 7.6 | 5.5 | 9.9 | 3.0 | 5.3 | 6.0 | 5.3 | 87 | 77 | 79 | SW 3 | N 3 | N 6 | 10 | 4 | 10 | 1.1 | ●[1] ch 10a-1p30 |
| 14 | 41.5 | 44.1 | 49.7 | 8.4 | 7.8 | 5.0 | 9.9 | 4.3 | 4.7 | 6.0 | 5.4 | 57 | 76 | 83 | SW 3 | SW 4 | SW 3 | 6 | 7 | 3 | — | |
| 15 | 52.6 | 49.7 | 42.1 | 6.6 | 11.1 | 7.4 | 11.1 | 4.6 | 5.5 | 4.0 | 5.5 | 76 | 41 | 72 | N 3 | N 3 | NW 3 | 10 | 10 | 10 | 3.9 | ●[1] ch 2a10-5a20 |
| 16 | 34.7 | 35.4 | 32.9 | 6.2 | 11.9 | 6.5 | 11.9 | 5.7 | 6.7 | 3.7 | 5.6 | 94 | 35 | 78 | SW 3 | N 3 | N 4 | 10 | 8 | 10 | 3.1 | |
| 17 | 31.9 | 31.8 | 34.6 | 5.8 | 7.7 | 5.0 | 9.0 | 4.8 | 4.5 | 4.9 | 4.4 | 66 | 62 | 68 | N 3 | N 2 | NW 1 | 10 | 10 | 10 | — | |
| 18 | 35.1 | 40.6 | 45.0 | 6.9 | 7.2 | 5.8 | 7.8 | 3.2 | 4.8 | 4.5 | 4.8 | 65 | 60 | 70 | SW 3 | SW 4 | SW 4 | 10 | 9 | 10 | — | |
| 19 | 48.1 | 49.1 | 49.4 | 5.8 | 12.1 | 8.9 | 12.9 | 3.2 | 5.8 | 6.7 | 6.1 | 85 | 64 | 72 | SW 4 | SW 3 | N 2 | 8 | 7 | 10 | — | |
| 20 | 43.9 | 44.7 | 47.9 | 7.9 | 10.2 | 6.8 | 12.0 | 6.4 | 4.7 | 4.2 | 4.3 | 59 | 45 | 59 | SW 2 | SW 4 | SW 4 | 10 | 6 | 9 | — | |
| 21 | 46.5 | 43.5 | 33.1 | 6.8 | 9.9 | 7.8 | 11.8 | 4.8 | 5.2 | 5.6 | 6.2 | 71 | 62 | 79 | N 4 | N 4 | N 4 | 10 | 10 | 6 | — | |
| 22 | 29.1 | 38.4 | 44.7 | 4.8 | 6.5 | 4.0 | 7.9 | 3.4 | 5.2 | 4.5 | 4.9 | 81 | 63 | 80 | SSW 6 | SW 6 | S 4 | 8 | 8 | 8 | 4.4 | ●[0] 1a-5p50; ↙ 1a-5p5[illegible] |
| 23 | 42.5 | 41.1 | 43.5 | 6.8 | 10.2 | 5.4 | 10.9 | 3.9 | 5.5 | 6.0 | 5.1 | 74 | 65 | 77 | SW 3 | SW 4 | SW 2 | 10 | 8 | 4 | 3.9 | |
| 24 | 45.0 | 46.1 | 51.1 | 7.0 | 11.2 | 7.6 | 11.2 | 4.4 | 5.2 | 5.0 | 6.0 | 70 | 50 | 77 | SW 3 | SW 5 | SW 5 | 10 | 5 | 6 | 1.2 | ●[0] ch 3a30-6a40 |
| 25 | 51.9 | 50.6 | 51.8 | 8.1 | 11.1 | 8.9 | 11.2 | 4.8 | 5.8 | 7.3 | 7.2 | 72 | 74 | 86 | C 0 | C 0 | C 0 | 8 | 10 | 10 | — | |
| 26 | 48.6 | 46.5 | 45.7 | 8.6 | 12.9 | 11.0 | 12.9 | 7.4 | 6.0 | 6.0 | 6.2 | 71 | 54 | 63 | N 2 | N 2 | NW 2 | 10 | 10 | 10 | — | |
| 27 | 43.6 | 42.4 | 40.1 | 8.8 | 7.0 | 3.6 | 11.9 | 3.4 | 6.5 | 6.5 | 5.3 | 77 | 87 | 90 | NW 2 | SW 3 | SW 4 | 10 | 10 | 10 | — | ●[1] 9a40-8p55 |
| 28 | 44.6 | 48.9 | 49.4 | 4.6 | 7.7 | 4.4 | 8.0 | 3.0 | 4.9 | 4.1 | 4.6 | 78 | 53 | 74 | SW 5 | NW 3 | C 0 | 10 | 7 | 5 | 19.6 | ●[1] am |
| 29 | 51.2 | 49.0 | 49.1 | 5.8 | 8.8 | 7.1 | 9.4 | 2.8 | 4.2 | 4.7 | 4.6 | 61 | 55 | 61 | C 0 | SW 3 | SW 4 | 10 | 8 | 7 | 1.7 | ●[0] 2a30-6a45 |
| 30 | 47.7 | 47.1 | 41.1 | 7.8 | 9.8 | 6.6 | 9.9 | 6.4 | 5.5 | 5.2 | 6.0 | 69 | 57 | 83 | SW 4 | SW 3 | C 0 | 10 | 10 | 8 | — | |
| 31 | 44.4 | 44.3 | 46.2 | 7.4 | 9.8 | 5.6 | 10.5 | 5.1 | 5.7 | 5.9 | 4.2 | 74 | 65 | 62 | SW 2 | SW 3 | SW 3 | 10 | 10 | 7 | — | |
| Pro. Mit. | 43.8 | 44.3 | 44.6 | 6.2 | 9.1 | 6.3 | 10.0 | 4.2 | 5.2 | 5.3 | 5.3 | 74 | 62 | 74 | 3.1 | 3.4 | 3.0 | 9.5 | 8.5 | 8.1 | 64.4 | |

**Barómetro reducido a 0°C y a gravedad normal.**

**Barometer reduciert auf 0°C und** Normalsch

ISIDRO (H = 21 m) **OCTUBRE 1912** φ = 53° 48′ S λ = 70° 59′ W $h_a$ = —

| p. a la emp. mp. reien C Min. | Velocidad del viento Windgeschwindigkeit m/minuto 7a | 2p | 9p | km 9p-7a | 7a-2p | 2p-9p | 7a-7a | k/1h | Nubes (clase y dirección) Wolken (Art und Richtung) 7a | 2p | 9p | Agua caída Niederschlag mm 7a | 2p | 9p | Evaporación Verdunstung mm 7a | 2p | 9p | 7a-7a |
|---|---|---|---|---|---|---|---|---|---|---|---|---|---|---|---|---|---|---|
| | | | | | | | | | ni N | ni N | ni N | 1.4 | 3.6 | 2.3 | | | | |
| | | | | | | | | | ni N | ni N | ni N | 3.7 | 5.2 | 1.6 | | | | |
| | | | | | | | | | ni SW | ni SW | cu-ni SW | 6.4 | 1.1 | — | | | | |
| | | | | | | | | | fr-ni SW, ci-cu SW | ci-cu SW | ni N | — | — | — | | | | |
| | | | | | | | | | cu-ni SW | cu-ni SW | cu-ni SW | — | 3.9 | — | | | | |
| | | | | | | | | | ni N | fr-ni N | ni NW | — | — | — | | | | |
| | | | | | | | | | ni SW | cu-ni N | ni N | 3.1 | — | — | | | | |
| | | | | | | | | | cu-ni N, ni N | ni NW | ni NW | — | — | — | | | | |
| | | | | | | | | | fr-ni SW | cu-ni SW | ni SW | — | — | — | | | | |
| | | | | | | | | | cu-ni | cu-ni SW | ni N | — | — | — | | | | |
| | | | | | | | | | ni NW | cu-ni SW | cu-ni SW | — | — | — | | | | |
| | | | | | | | | | ni SW | ni NW | ni SW | — | — | — | | | | |
| | | | | | | | | | cu-ni SW | cu-ni SW | cu-ni SW | 4.4 | 1.2 | 2.7 | | | | |
| | | | | | | | | | ni SW, ci-cu SW | cu-ni SW, ci-cu S | cu | — | — | — | | | | |
| | | | | | | | | | fr-cu SW | cu-ni SW [W | cu-ni SW | 1.2 | — | — | | | | |
| | | | | | | | | | fr-ni | ni | ni | — | — | — | | | | |
| | | | | | | | | | ni N | ni N | ni NW | — | — | — | | | | |
| | | | | | | | | | ni NW | ni SW | ni SW | — | 1.2 | 8.2 | | | | |
| | | | | | | | | | ni SW | cu-ni NW | ni | 10.2 | — | — | | | | |
| | | | | | | | | | ni | cu-ni SW | cu-ni SW | 1.7 | — | — | | | | |
| | | | | | | | | | ni | ni SW | cu-ni SW | — | — | — | | | | |
| | | | | | | | | | cu-ni | ni | cu-ni SW | — | — | — | | | | |
| | | | | | | | | | | | | 32.1 | 16.2 | 14.8 | | | | |

as observaciones se efectuaron según hora oficial de Chile (75° de long.)

Alle Beobachtungen nach chilenischer Einheitszeit (75° Länge).

**ARICA** (H = 10 m) **NOVIEMBRE 1912** φ = 18° 29′ S λ = 70° 20′ W $C_g$ =

| Dia Tag | Barómetro Barometer 700 mm + | | | Temperatura del aire Lufttemperatur C° | | | | | Humedad absoluta Absolute Feuchtigkeit mm | | | Humedad relativa Relative Feuchtigkeit % | | | Dirección y fuerza del viento Richtung und Stärke des Windes 0—12 B | | | Nebulosidad Bewölkung 0—10 | | | Agua caída Niederschlag mm | Notas Bemerkungen |
|---|---|---|---|---|---|---|---|---|---|---|---|---|---|---|---|---|---|---|---|---|---|---|
| | 7a | 2p | 9p | 7a | 2p | 9p | Max. | Min. | 7a | 2p | 9p | 7a | 2p | 9p | 7a | 2p | 9p | 7a | 2p | 9p | 7a-7a | |
| 1 | 63.5 | 61.7 | 63.3 | 18.4 | 19.2 | 18.0 | 26.2 | 14.3 | 12.4 | 11.9 | 10.9 | 79 | 72 | 71 | C 0 | SW 4 | SW 1 | 10 | 0 | 10 | — | |
| 2 | 63.0 | 62.0 | 63.8 | 17.2 | 20.0 | 18.2 | 26.2 | 14.0 | 13.1 | 11.1 | 10.7 | **90** | **64** | 69 | C 0 | SW 5 | SW 4 | 10 | 8 | 0 | — | |
| 3 | **63.9** | 61.7 | 60.9 | 17.0 | 19.2 | 16.4 | 23.4 | 12.3 | 11.5 | 11.9 | 11.0 | 80 | 72 | 79 | SW 1 | SW 4 | C 0 | 9 | 6 | 10 | — | |
| 4 | 62.7 | 60.4 | 60.7 | 18.0 | 19.0 | 18.0 | 26.2 | 14.0 | 10.9 | 11.7 | 12.3 | 71 | 72 | 80 | C 0 | SW 4 | SW 2 | 10 | 0 | 10 | — | |
| 5 | 63.0 | 60.2 | 62.1 | 18.4 | 18.4 | 17.4 | 27.0 | 12.0 | 12.7 | 11.2 | **10.1** | 80 | 71 | 68 | SW 2 | SW 4 | SW 2 | 10 | 4 | 10 | — | |
| 6 | 62.1 | 60.4 | 61.3 | 16.4 | 18.0 | 17.4 | 25.0 | 13.0 | 10.7 | 10.9 | **10.1** | 77 | 71 | 68 | SW 1 | SW 3 | SW 1 | 10 | 9 | 10 | — | |
| 7 | 60.5 | 58.9 | 61.3 | 16.4 | 18.0 | 16.2 | 23.4 | 13.2 | 11.0 | 12.3 | 12.0 | 79 | 80 | 87 | SW 1 | SW 3 | C 0 | 10 | 10 | 4 | — | |
| 8 | 60.3 | 59.8 | 62.1 | 18.0 | 19.0 | 17.0 | 24.4 | 13.4 | 10.9 | 11.7 | 10.6 | 71 | 72 | 74 | C 0 | SW 3 | C 0 | 6 | 2 | 0 | — | |
| 9 | 60.4 | 59.3 | 60.4 | 18.0 | 19.0 | 18.2 | 23.4 | 11.0 | 10.9 | 13.2 | 12.2 | 71 | 81 | 78 | C 0 | SW 3 | SW 1 | 0 | 0 | 10 | — | |
| 10 | 60.3 | 60.4 | 60.8 | 19.0 | 19.0 | 18.0 | 25.0 | 11.4 | 13.2 | 11.7 | 12.3 | 81 | 72 | 80 | C 0 | SW 4 | C 0 | 10 | 0 | 0 | — | |
| 11 | 60.8 | 59.4 | 61.4 | 18.0 | 19.0 | 18.4 | 24.0 | 13.2 | 10.9 | 13.2 | 12.4 | 71 | 81 | 79 | C 0 | SW 5 | SW 1 | 10 | 0 | 10 | — | |
| 12 | 61.4 | 58.9 | 61.5 | 18.0 | 19.4 | 19.0 | 26.2 | 15.0 | 10.9 | 12.0 | 11.7 | 71 | 72 | 72 | C 0 | SW 5 | SW 2 | 10 | 0 | 10 | — | |
| 13 | 60.2 | 58.6 | 61.6 | 19.2 | 20.0 | 17.4 | 26.3 | 14.3 | 13.4 | 12.6 | 12.7 | 81 | 72 | 86 | C 0 | SW 5 | C 0 | 10 | 0 | 0 | — | |
| 14 | 60.4 | 59.9 | 61.6 | 18.0 | 20.0 | 19.0 | 26.4 | 14.4 | 12.3 | 12.6 | 11.7 | 80 | 78 | 72 | C 0 | SW 4 | C 0 | 1 | 1 | 0 | — | |
| 15 | 62.4 | 60.9 | 62.1 | 18.0 | 19.0 | 18.0 | 26.0 | 14.4 | 12.3 | 13.2 | 10.9 | 80 | 81 | 71 | C 0 | SW 4 | C 0 | 10 | 0 | 0 | — | |
| 16 | 62.3 | 61.1 | 61.8 | 19.0 | 19.4 | 19.2 | 25.0 | 11.1 | 11.7 | 12.9 | 11.6 | 72 | 77 | 70 | C 0 | SW 4 | E 1 | 4 | 6 | 10 | — | |
| 17 | 61.0 | 59.9 | 62.5 | 19.2 | 19.4 | 19.0 | 23.0 | 14.0 | 11.9 | 13.3 | 11.7 | 72 | 79 | 72 | C 0 | SW 4 | SW 1 | 3 | 0 | 10 | — | |
| 18 | 62.3 | 60.6 | 63.0 | 19.0 | 20.2 | 18.2 | 26.2 | 14.0 | 11.7 | 14.0 | 11.0 | 72 | 80 | 71 | C 0 | SW 3 | SW 2 | 0 | 0 | 10 | — | |
| 19 | 62.7 | 60.1 | 61.8 | 18.0 | 20.0 | 19.2 | 26.4 | 15.0 | 10.9 | 12.6 | 11.6 | 71 | 72 | 70 | C 0 | SW 4 | C 0 | 0 | 0 | 10 | — | |
| 20 | 61.8 | 59.4 | 61.2 | 19.0 | 20.0 | 18.2 | 27.0 | 12.3 | 11.7 | 14.1 | 12.2 | 72 | 81 | 82 | C 0 | SW 4 | N 1 | 10 | 0 | 5 | — | |
| 21 | 60.7 | 58.6 | 60.0 | 19.0 | 21.0 | 19.2 | 26.2 | **10.8** | 13 2 | 13.5 | 13.1 | 81 | 74 | 79 | C 0 | SW 4 | SW 2 | 10 | 0 | 10 | — | |
| 22 | 60.2 | 57.9 | 60.3 | 19.0 | 20.0 | 19.4 | 26.4 | **10.8** | 13.2 | 14.1 | 12.9 | 81 | 81 | 77 | C 0 | SW 4 | SW 2 | 10 | 0 | 10 | — | |
| 23 | 60.8 | 58.0 | 60.1 | 19.0 | 20.0 | 19.4 | 27.0 | 13.0 | 13.2 | 13.2 | 13.3 | 81 | 76 | 79 | C 0 | SW 4 | C 0 | 10 | 0 | 10 | — | |
| 24 | 59.1 | 57.9 | 59.2 | 20.0 | 21.0 | 20.0 | 26.3 | 14.0 | 12.6 | 14.1 | 12.9 | 72 | 81 | 74 | C 0 | SW 4 | C 0 | 10 | 0 | 0 | — | |
| 25 | 59.5 | 57.3 | 59.3 | 20.0 | 21.0 | 19.0 | 27.0 | 13.3 | 12.6 | 13.5 | 13.2 | 72 | 74 | 81 | C 0 | SW 4 | C 0 | 0 | 0 | 2 | — | |
| 26 | 58.1 | 57.1 | 58.9 | 20.0 | 22.0 | 21.2 | 26.0 | 13.4 | 12.6 | **16.2** | 13.4 | 72 | 82 | 73 | C 0 | SW 3 | SW 1 | 0 | 2 | 10 | — | |
| 27 | 57.9 | **56.9** | 57.7 | 20.2 | 21.0 | 20.0 | 26.2 | 13.4 | 14.0 | 15.1 | 13.2 | 80 | 82 | 76 | C 0 | SW 3 | C 0 | 10 | 1 | 10 | — | |
| 28 | 60.3 | 58.0 | 59.7 | 20.2 | 22.0 | 20.2 | 27.0 | 14.2 | 12.8 | 13.5 | 12.8 | 73 | 69 | 73 | SW 2 | SW 4 | SW 1 | 10 | 7 | 10 | — | |
| 29 | 59.2 | 57.7 | 59.7 | 20.0 | 21.4 | 21.0 | 27.0 | 13.4 | 14.1 | 13.9 | 13.5 | 81 | 74 | 74 | C 0 | SW 4 | SW 1 | 10 | 2 | 0 | — | |
| 30 | 59.8 | 58.2 | 59.1 | 19.0 | 20.4 | 20.4 | **27.2** | 14.2 | 11.7 | 14.5 | 13.9 | 72 | 82 | 78 | C 0 | SW 4 | C 0 | 4 | 7 | 0 | — | |
| Pro. Mit | 61.0 | 59.4 | 61.0 | 18.6 | 19.8 | 18.6 | 25.8 | 13.2 | 12.2 | 13.0 | 12.1 | 76 | 76 | 75 | 0.2 | 3.9 | 0.9 | 7.2 | 2.2 | 6.3 | — | |

**IQUIQUE** (H = 10 m) **NOVIEMBRE 1912** φ = 20° 12′ S λ = 70° 11′ W $C_g$ =

| | | | | | | | | | | | | | | | | | | | | | | |
|---|---|---|---|---|---|---|---|---|---|---|---|---|---|---|---|---|---|---|---|---|---|---|
| 1 | 63.7 | 62.2 | 62.2 | 16 8 | 19.6 | 16.6 | 23.4 | 14.2 | 12.2 | 12.5 | 11.7 | 85 | 74 | 83 | S 3 | SW 5 | S 2 | $10^1$ | $4^2$ | $4^0$ | — | |
| 2 | 64.6 | 64.6 | 64.6 | 16.0 | 19.0 | 15.6 | 22.8 | 13.8 | 11.2 | 14.4 | 12.0 | 83 | 88 | 91 | SE 2 | SW 4 | S 5 | $10^1$ | $8^0$ | 0 | — | |
| 3 | 64.0 | 62.3 | 63.6 | 16.8 | 19.0 | 15.0 | 22.0 | **12.0** | 12.2 | 14.1 | 12.4 | 85 | 87 | **98** | NW 2 | SW 2 | S 2 | 0 | $8^2$ | 0 | — | |
| 4 | **64.9** | 64.1 | 64.8 | 17.6 | 19.0 | 16.0 | 22.0 | **12.0** | 12.6 | 15.1 | 12.7 | 84 | 92 | 93 | C 0 | SW 2 | S 2 | $10^2$ | $8^0$ | 0 | — | |
| 5 | 63.5 | 61.4 | 62.8 | 17.0 | 19.8 | 16.0 | 21.8 | **12.0** | 12.6 | 14.9 | 12.7 | 88 | 87 | 93 | SW 2 | S 3 | C 0 | $6^2$ | $4^2$ | 0 | — | |
| 6 | 61.8 | 59.5 | 62.5 | 16.0 | 19.2 | 17.0 | 23.0 | 14.0 | 12.4 | 14.9 | 13.5 | 91 | 90 | 94 | S 2 | NW 2 | C 0 | $10^1$ | $8^2$ | $8^0$ | — | |
| 7 | 61.4 | 59.6 | 61.9 | 16.0 | 19.6 | 16.0 | 21.2 | 13.8 | 12.4 | 14.7 | 12.1 | 91 | 87 | 89 | SW 1 | SW 3 | C 0 | $10^2$ | $10^1$ | $4^1$ | — | |
| 8 | 61.0 | 60.0 | 62.7 | 15.8 | 20.4 | 16.8 | 22.4 | 13.6 | 11.9 | 16.1 | 13.0 | 89 | 91 | 92 | SE 2 | S 4 | C 0 | $10^2$ | $2^1$ | 0 | — | |
| 9 | 60.7 | 59.7 | 61.1 | 16.6 | 20.2 | 16.4 | 22.0 | 14.2 | 12.6 | 15.9 | 12.4 | 90 | 91 | 89 | SW 1 | S 5 | C 0 | 0 | $4^0$ | 0 | — | |
| 10 | 61.2 | 58.9 | 61.5 | 17.2 | 21.0 | 17.4 | 24.0 | 15.0 | 10.8 | 13.5 | 13.0 | 74 | 74 | 88 | NW 1 | SSW 4 | C 0 | $10^2$ | $6^0$ | 0 | — | |
| 11 | 60.9 | 59.5 | 62.1 | 18.0 | 19.8 | 20.0 | 24.2 | 14.2 | 12.0 | 14.3 | 13.2 | 78 | 83 | 76 | NW 2 | SW 4 | C 0 | $10^2$ | $2^1$ | $10^1$ | — | |
| 12 | 61.4 | 60.0 | 62.4 | 17.4 | 22.8 | 19.4 | 24.6 | 16.2 | 11.8 | 15.7 | 14.5 | 80 | 76 | 87 | NE 2 | SW 3 | SW 2 | $10^1$ | $4^2$ | $10^1$ | — | |
| 13 | 61.0 | 59.6 | 61.3 | 19.8 | 21.4 | 17.8 | 24.0 | 15.4 | 15.2 | 16.2 | 13.6 | 89 | 86 | 90 | SW 4 | SW 5 | C 0 | $2^2$ | $4^0$ | 0 | — | |
| 14 | 61.2 | 61.6 | 62.7 | 17.2 | 23.0 | 17.0 | 25.0 | 14.8 | 11.4 | 18.3 | 13.0 | 78 | 88 | 90 | SW 1 | SSW 5 | SSW 2 | $2^0$ | $10^2$ | 0 | — | |
| 15 | 62.4 | 61.4 | 63.2 | 17.4 | 21.4 | 17.4 | 23.0 | 15.0 | 11.8 | 16.5 | 13.6 | 80 | 87 | 92 | NE 1 | SW 3 | S 3 | 0 | $2^2$ | $10^2$ | — | |
| 16 | 62.6 | 61.2 | 64.1 | 18.8 | 20.0 | 18.4 | 22.8 | 12.8 | 11.8 | 15.7 | 14.2 | 73 | 91 | 90 | SW 1 | SW 5 | SW 1 | $4^0$ | $10^2$ | $10^2$ | — | |
| 17 | 62.4 | 61.0 | 63.6 | 18.8 | 21.8 | 18.0 | 23.8 | 15.6 | 14.5 | 17.0 | 14.4 | 90 | 87 | 94 | SW 2 | S 3 | NW 1 | $8^1$ | $4^0$ | 0 | — | |
| 18 | 63.0 | 60.7 | 62.8 | 19.4 | 21.8 | 17.8 | 23.8 | 15.2 | 12.9 | **18.7** | 13.9 | 77 | 96 | 92 | SW 4 | SSW 5 | SSW 2 | $10^2$ | $1^2$ | 0 | — | |
| 19 | 62.5 | 60.4 | 62.3 | 18.8 | 21.8 | 17.8 | 23.4 | 14.8 | 14.5 | 12.7 | 11.6 | 90 | 66 | 76 | S 1 | SSW 5 | SSW 3 | $10^2$ | $2^2$ | 0 | — | |
| 20 | 62.4 | 59.2 | 61.9 | 17.8 | 21.8 | 18.0 | 23.8 | 13.4 | 11.6 | 12.7 | 12.3 | 76 | 66 | 80 | C 0 | S 5 | S 3 | $10^2$ | $2^2$ | $6^2$ | — | ☂ 6p50-9p10 |
| 21 | 61.0 | 57.7 | 61.1 | 18.6 | 21.0 | 18.0 | 23.8 | 15.2 | 11.7 | 11.7 | 12.3 | 73 | 64 | 80 | NW 2 | WSW 4 | C 0 | $10^2$ | $10^2$ | $10^2$ | — | ☂ 6p30-8p20 |
| 22 | 60.4 | 58.6 | 60.9 | 18.8 | 21.8 | 19.8 | 27.0 | 15.8 | 11.0 | **10.5** | 12.4 | 68 | **54** | 72 | S 2 | WSW 4 | NW 2 | $10^2$ | $2^2$ | $10^2$ | — | ↙ 9a10-10a19 |
| 23 | 60.6 | 58.8 | 60.8 | 20.6 | 22.4 | 19.8 | **28.0** | 16.6 | 11.6 | 11.1 | 12.7 | 64 | 55 | 74 | NW 1 | SW 4 | SW 2 | $8^2$ | $8^2$ | $10^2$ | — | |
| 24 | 59.5 | 59.0 | 59.2 | 20.2 | 22.6 | 19.8 | 25.0 | 16.0 | 10.7 | 11.3 | 12.4 | 61 | 56 | 72 | SW 2 | NW 2 | C 0 | $8^0$ | $8^0$ | 0 | — | |
| 25 | 59.5 | 57.8 | 60.4 | 19.4 | 22.8 | 19.0 | 24.8 | 16.8 | 11.2 | 13.1 | 13.2 | 66 | 64 | 81 | SW 2 | SSW 4 | NW 2 | 0 | $1^2$ | $4^1$ | — | |
| 26 | 58.9 | **57.0** | 58.9 | 19.8 | 23.0 | 19.8 | 25.2 | 13.4 | 11.8 | 14.6 | 14.9 | 69 | 70 | 87 | SW 3 | SSW 5 | SW 2 | $4^0$ | $1^2$ | $10^1$ | — | |
| 27 | 58.4 | 57.3 | 60.1 | 20.0 | 23.0 | 19.8 | 25.0 | 15.0 | 12.3 | 15.8 | 14.9 | 71 | 76 | 87 | SW 2 | S 4 | C 0 | $8^0$ | $8^0$ | $10^2$ | — | |
| 28 | 61.1 | 59.1 | 60.6 | 19.8 | 22.6 | 19.0 | 24.6 | 16.6 | 13.9 | 16.5 | 14.4 | 81 | 81 | 88 | S 3 | SSW 4 | SW 4 | $10^2$ | $8^1$ | 0 | — | |
| 29 | 60.0 | 58.9 | 61.3 | 19.6 | 21.8 | 19.0 | 23.8 | 15.4 | 13.4 | 14.3 | 14.1 | 80 | 74 | 87 | S 2 | SW 3 | SW 2 | $10^1$ | $9^2$ | $4^1$ | — | |
| 30 | 60.5 | 59.2 | 61.0 | 19.4 | 22.0 | 18.8 | 24.0 | 14.0 | 12.9 | 15.8 | 14.5 | 77 | 80 | 90 | SW 1 | SW 4 | SW 2 | $2^0$ | $8^1$ | 0 | — | |
| Pro. Mit. | 61.6 | 60.0 | 61.9 | 18.2 | 21.2 | 17.9 | 23.8 | 14.5 | 12.3 | 14.6 | 13.2 | 79 | 79 | 86 | 1.8 | 3.8 | 1.5 | 7.1 | 5.5 | 4.0 | — | |

Barómetro reducido a 0°C y a gravedad normal.

Barometer reduciert auf 0°C und Norm

(H = 10 m) **NOVIEMBRE 1912** φ = 18° 29′ S λ = 70° 20′ W $h_a$ = —

| Min. | Velocidad del viento Windgeschwindigkeit m/minuto 7a | 2p | 9p | km 9p-7a | 7a-2p | 2p-9p | 7a-7a | k/1h | Nubes (clase y dirección) Wolken (Art und Richtung) 7a | 2p | 9p | Agua caída Niederschlag mm 7a | 2p | 9p | Evaporación Verdunstung mm 7a | 2p | 9p | 7a-7a |
|---|---|---|---|---|---|---|---|---|---|---|---|---|---|---|---|---|---|---|
| | | | | | | | | | a-str | | a-str | — | — | — | | | | |
| | | | | | | | | | a-str | str-cu | | — | — | — | | | | |
| | | | | | | | | | cu | str-cu | a-str | — | — | — | | | | |
| | | | | | | | | | a-str | | a-str | — | — | — | | | | |
| | | | | | | | | | a-str | ci-str | a-str | — | — | — | | | | |
| | | | | | | | | | a-str | a-str | a-str | — | — | — | | | | |
| | | | | | | | | | a-str | a-str | str | — | — | — | | | | |
| | | | | | | | | | fr-cu | cu | | — | — | — | | | | |
| | | | | | | | | | | | a-str | — | — | — | | | | |
| | | | | | | | | | a-str | | | — | — | — | | | | |
| | | | | | | | | | a-str | | a-str | — | — | — | | | | |
| | | | | | | | | | a-str | | a-str | — | — | — | | | | |
| | | | | | | | | | a-str | | | — | — | — | | | | |
| | | | | | | | | | ci | ci | | — | — | — | | | | |
| | | | | | | | | | a-str | | | — | — | — | | | | |
| | | | | | | | | | str-cu | str | a-str | — | — | — | | | | |
| | | | | | | | | | str | | a-str | — | — | — | | | | |
| | | | | | | | | | | | a-str | — | — | — | | | | |
| | | | | | | | | | | | a-str | — | — | — | | | | |
| | | | | | | | | | a-str | | str | — | — | — | | | | |
| | | | | | | | | | a-str | | a-str | — | — | — | | | | |
| | | | | | | | | | a-str | | a-str | — | — | — | | | | |
| | | | | | | | | | a-str | | a-str | — | — | — | | | | |
| | | | | | | | | | a-str | | | — | — | — | | | | |
| | | | | | | | | | | | ci | — | — | — | | | | |
| | | | | | | | | | | ci | a-str | — | — | — | | | | |
| | | | | | | | | | a-str | ci | a-str | — | — | — | | | | |
| | | | | | | | | | a-str | ci | a-str | — | — | — | | | | |
| | | | | | | | | | a-str | ci | | — | — | — | | | | |
| | | | | | | | | | ci | ci | | — | — | — | | | | |
| | | | | | | | | | | | | | | | | | | |
| | | | | | | | | | | | | — | — | — | | | | |

IQUE (H=10 m) **NOVIEMBRE 1912** φ = 20° 12′ S λ = 70° 11′ W $h_a$ = —

| | | | | | | | | | | | | | | | | | | |
|---|---|---|---|---|---|---|---|---|---|---|---|---|---|---|---|---|---|---|
| | | | | | | | | | ni | cu | ni | — | — | — | | | | |
| | | | | | | | | | a-str | ci-cu | | — | — | — | | | | |
| | | | | | | | | | | a-cu | | — | — | — | | | | |
| | | | | | | | | | cu-ni | ci-cu | | — | — | — | | | | |
| | | | | | | | | | cu-ni | cu-ni | | — | — | — | | | | |
| | | | | | | | | | ni | cu-ni | ci | — | — | — | | | | |
| | | | | | | | | | ni | ci-str | ni | — | — | — | | | | |
| | | | | | | | | | a-cu | a-cu | | — | — | — | | | | |
| | | | | | | | | | | ci | | — | — | — | | | | |
| | | | | | | | | | cu-ni | ci | | — | — | — | | | | |
| | | | | | | | | | cu-ni | ci-str | ni | — | — | — | | | | |
| | | | | | | | | | ni | cu-ni | ni | — | — | — | | | | |
| | | | | | | | | | str | ci | | — | — | — | | | | |
| | | | | | | | | | ci | cu-ni | | — | — | — | | | | |
| | | | | | | | | | | cu-ni | cu-ni | — | — | — | | | | |
| | | | | | | | | | ci | cu-ni | cu-ni | — | — | — | | | | |
| | | | | | | | | | a-cu | ci | | — | — | — | | | | |
| | | | | | | | | | cu-ni | cu | | — | — | — | | | | |
| | | | | | | | | | cu-ni | cu-ni | | — | — | — | | | | |
| | | | | | | | | | cu-ni | cu-ni | cu-ni | — | — | — | | | | |
| | | | | | | | | | ni | cu-ni | cu-ni | — | — | — | | | | |
| | | | | | | | | | cu-ni | cu-ni | cu-ni | — | — | — | | | | |
| | | | | | | | | | cu-ni | cu-ni | ni | — | — | — | | | | |
| | | | | | | | | | ci-cu | ci-cu | | — | — | — | | | | |
| | | | | | | | | | | cu-ni | ci-cu | — | — | — | | | | |
| | | | | | | | | | ci | cu-ni | ni | — | — | — | | | | |
| | | | | | | | | | ci-cu | ci-cu | ni | — | — | — | | | | |
| | | | | | | | | | cu-ni | ci-cu | | — | — | — | | | | |
| | | | | | | | | | ni | cu-ni | ni | — | — | — | | | | |
| | | | | | | | | | ci | ci-cu | | — | — | — | | | | |
| | | | | | | | | | | | | | | | | | | |
| | | | | | | | | | | | | — | — | — | | | | |

Las observaciones se efectuaron según hora oficial de Chile (75° de long.)

Alle Beobachtungen nach chilenischer Einheitszeit (75° Länge).

**ANTOFAGASTA** (H=5 m) **NOVIEMBRE 1912** φ=23° 39′ S λ=70° 25′ W $C_g$=

| Día / Tag | Barómetro Barometer 700 mm + | | | Temperatura del aire Lufttemperatur C° | | | | | Humedad absoluta Absolute Feuchtigkeit mm | | | Humedad reiativa Relative Feuchtigkeit % | | | Dirección y fuerza del viento Richtung und Stärke des Windes 0—12 B | | | | | | Nebulosidad Bewölkung 0—10 | | | Agua caída Niederschlag mm | Notas Bemerkungen |
|---|---|---|---|---|---|---|---|---|---|---|---|---|---|---|---|---|---|---|---|---|---|---|---|---|
| | 7a | 2p | 9p | 7a | 2p | 9p | Max. | Min. | 7a | 2p | 9p | 7a | 2p | 9p | 7a | | 2p | | 9p | | 7a | 2p | 9p | 7a-7a | |
| 1 | 63.6 | 63.6 | 63.7 | 19.3 | 25.2 | 17.5 | 26.3 | **15.2** | 12.1 | 17.7 | 10.2 | 73 | 74 | 68 | SW | 2 | SW | 4 | N | 2 | 3 | 4 | 3 | — | |
| 2 | 63.4 | 63.5 | 62.5 | 19.1 | 25.0 | 17.4 | 26.0 | 15.3 | 12.5 | **18.2** | 10.5 | 76 | 77 | 71 | SW | 2 | SW | 5 | S | 1 | 2 | 1 | 1 | — | |
| 3 | 61.9 | 61.1 | 61.0 | 19.4 | 25.6 | 17.6 | 26.5 | 15.4 | 12.2 | 17.4 | 10.3 | 73 | 71 | 68 | SW | 2 | SW | 4 | N | 1 | 2 | 2 | 5 | — | |
| 4 | **65.0** | 64.5 | 64.1 | 19.6 | 26.0 | 17.3 | 26.9 | 15.6 | 11.9 | 17.9 | 10.5 | 70 | 72 | 71 | SW | 3 | SW | 3 | S | 2 | 1 | 3 | 3 | — | |
| 5 | 63.9 | 63.3 | 62.9 | 19.4 | 26.3 | 17.5 | 27.0 | 15.6 | 12.2 | 17.6 | 10.6 | 73 | 69 | 71 | SW | 3 | SW | 5 | S | 1 | 3 | 5 | 2 | — | |
| 6 | 62.4 | 61.5 | 61.3 | 19.5 | 26.8 | 17.4 | 27.1 | 15.8 | 12.3 | 17.6 | 10.1 | 73 | 68 | 68 | SW | 3 | SW | 4 | S | 2 | 2 | 3 | 2 | — | |
| 7 | 61.7 | 61.1 | 61.0 | 19.7 | 26.5 | 17.5 | 27.3 | 16.0 | 12.2 | 17.3 | 10.2 | 71 | 67 | 68 | S | 4 | SW | 5 | SW | 1 | 1 | 2 | 1 | — | |
| 8 | 61.4 | 60.7 | 60.8 | 19.6 | 26.6 | 17.3 | 27.4 | 16.2 | 12.0 | 17.6 | 10.5 | 71 | 68 | 71 | SW | 2 | SW | 4 | S | 2 | 2 | 2 | 3 | — | |
| 9 | 62.3 | 61.3 | 61.4 | 19.5 | 26.8 | 17.4 | 27.3 | 16.3 | 12.1 | 17.6 | 10.7 | 72 | 68 | 72 | SW | 4 | SW | 4 | S | 1 | 1 | 2 | 4 | — | |
| 10 | 61.8 | 61.0 | 60 8 | 19.9 | 26.5 | 17.3 | 27.1 | 16.0 | 12.0 | 17.4 | 10.9 | 70 | 68 | 74 | SW | 3 | SW | 4 | S | 1 | 1 | 1 | 2 | — | |
| 11 | 62.2 | 61.8 | 61.6 | 19.6 | 26.8 | 17.4 | 27.2 | 16.1 | 12.0 | 17.4 | 10.5 | 71 | 67 | 71 | SW | 2 | SW | 5 | SW | 2 | 2 | 2 | 1 | — | |
| 12 | 61.7 | 61.1 | 60.9 | 19.8 | 26.7 | 17.3 | 27.1 | 16.2 | 12.0 | 18.0 | 10.3 | 70 | 69 | 70 | SW | 3 | SW | 6 | S | 1 | 3 | 1 | 2 | — | |
| 13 | 62.1 | 61.6 | 61.5 | 19.6 | 26.6 | 17.4 | 27.2 | 16.4 | 11.9 | 17.7 | 10.5 | 70 | 69 | 71 | S | 2 | SW | 5 | SW | 1 | 4 | 2 | 3 | — | |
| 14 | 62.6 | 62.0 | 62.0 | 20.0 | 26.4 | 17.5 | 27.5 | 16.7 | 11.8 | 17.7 | 10.3 | 68 | 69 | 69 | S | 2 | SW | 4 | S | 1 | 2 | 1 | 4 | — | |
| 15 | 62.8 | 62.3 | 61.9 | 20.5 | 26.8 | 17.3 | 27.4 | 16.5 | 11.5 | 17.6 | 10.7 | 64 | 68 | 73 | SW | 3 | SW | 4 | SW | 1 | 2 | 2 | 3 | — | |
| 16 | 62.3 | 61.6 | 61.6 | 20.2 | 26.6 | 17.5 | 27.5 | 16.5 | 12.2 | 17.4 | 10.5 | 69 | 67 | 70 | S | 2 | SW | 5 | SW | 2 | 1 | 2 | 2 | — | |
| 17 | 63.2 | 62.8 | 62.4 | 20.6 | 26.8 | 17.3 | 27.8 | 16.7 | 11.5 | 17.4 | 10.5 | 64 | 67 | 71 | S | 2 | SW | 4 | SW | 1 | 3 | 2 | 3 | — | |
| 18 | 63.4 | 62.8 | 61.9 | 20.6 | 27.0 | 17.2 | 27.9 | 16.8 | 11.6 | 17.3 | 10.7 | 64 | 66 | 73 | S | 2 | SW | 5 | SSW | 2 | 2 | 2 | 2 | — | |
| 19 | 61.7 | 60.9 | 61.0 | 20.8 | 27.2 | 17.5 | 27.7 | 16.7 | 10.9 | 17.4 | 10.6 | 60 | 65 | 71 | S | 2 | SW | 5 | SW | 1 | 3 | 2 | 2 | — | |
| 20 | 62.1 | 61.3 | 61.4 | 20.8 | 27.0 | 17.3 | 27.7 | 16.8 | 11.1 | 17.3 | **10.0** | 61 | 66 | 68 | S | 2 | SW | 5 | SSW | 2 | 3 | 1 | 2 | — | |
| 21 | 61.7 | 61.1 | 61.3 | 20.6 | 27.2 | 17.5 | 27.9 | 16.9 | 10.9 | 17.0 | 10.6 | 60 | 63 | 71 | S | 2 | SW | 5 | SW | 1 | 3 | 2 | 3 | — | |
| 22 | 60.9 | 60.1 | **60.0** | 20.8 | 27.2 | 17.4 | 27.8 | 17.0 | 11.3 | 17.2 | 11.2 | 62 | 65 | 76 | S | 2 | SW | 4 | S | 2 | 2 | 1 | 4 | — | |
| 23 | 61.5 | 60.9 | 60.8 | 21.0 | 27.0 | 17.4 | 27.9 | 17.2 | 11.3 | 17.5 | 11.0 | 62 | 66 | 74 | SW | 2 | SW | 5 | S | 1 | 1 | 2 | 2 | — | |
| 24 | 61.9 | 61.1 | 61.3 | 21.0 | 27.1 | 17.5 | 27.8 | 17.1 | 11.2 | 17.3 | 10.3 | 61 | 65 | 70 | S | 2 | SW | 6 | S | 2 | 3 | 1 | 2 | — | |
| 25 | 62.2 | 61.3 | 61.4 | 20.8 | 27.0 | 17.2 | 27.8 | 17.1 | 11.5 | 17.5 | 11.1 | 63 | 66 | 76 | SW | 2 | SW | 5 | S | 1 | 4 | 2 | 2 | — | |
| 26 | 61.7 | 60.9 | 61.1 | 20.6 | 27.0 | 17.3 | 27.7 | 17.0 | 11.3 | 17.7 | 10.9 | 63 | 67 | 74 | SW | 2 | SW | 4 | S | 1 | 2 | 1 | 2 | — | |
| 27 | 62.1 | 61.0 | 61.3 | 21.6 | 27.1 | 17.5 | 27.8 | 17.3 | 10.6 | 17.4 | 10.9 | **55** | 66 | 73 | SW | 2 | SW | 4 | S | 1 | 3 | 2 | 1 | — | |
| 28 | 61.9 | 61.2 | 61.6 | 21.0 | 27.0 | 17.4 | 27.8 | 17.3 | 11.2 | 17.3 | 10.7 | 61 | 66 | 72 | S | 2 | SW | 5 | S | 1 | 2 | 1 | 2 | — | |
| 29 | 61.5 | 60.7 | 60.9 | 21.2 | 26.8 | 17.5 | 27.6 | 17.0 | 10.9 | 17.6 | 11.0 | 59 | 68 | 74 | S | 2 | SW | 4 | S | 2 | 3 | 2 | 1 | — | |
| 30 | 61.5 | 60.7 | 60.8 | 21.3 | 27.0 | 17.3 | 27.9 | 17.0 | 11.0 | 17.7 | 11.0 | 59 | 67 | 75 | S | 1 | SW | 4 | S | 1 | 2 | 2 | 2 | — | |
| Pro. Mit. | 62.3 | 61.6 | 61.5 | 20.2 | 26.6 | 17.4 | 27.4 | 16.5 | 11.6 | 17.5 | 10.6 | 66 | 68 | 71 | | 2.3 | | 4.5 | | 1.4 | 2.3 | 1.9 | 2.4 | — | |

**CALDERA** (H=30 m) **NOVIEMBRE 1912** φ=27° 03′ S λ=70° 53′ W $C_g$=

| | | | | | | | | | | | | | | | | | | | | | | | | | |
|---|---|---|---|---|---|---|---|---|---|---|---|---|---|---|---|---|---|---|---|---|---|---|---|---|---|
| 1 | 64.0 | 62.2 | 62.5 | 14.0 | 16.0 | 15.0 | 16.8 | 14.0 | 9.2 | 10.7 | 11.6 | 78 | 79 | 91 | C | 0 | S | 4 | SW | 1 | $10^1$ | 0 | $10^1$ | — | |
| 2 | 63.4 | 63.8 | 62.3 | 14.2 | 16.8 | 14.7 | 17.4 | 14.0 | 10.4 | 9.8 | 10.7 | 87 | 69 | 86 | C | 0 | SW | 3 | SW | 1 | $10^1$ | $4^2$ | 0 | — | |
| 3 | 63.6 | 61.7 | 62.9 | 12.8 | 16.0 | 15.0 | 17.8 | **12.0** | **7.5** | 9.9 | 11.3 | 68 | 73 | 89 | SSE | 1 | S | 4 | S | 1 | 0 | 0 | 0 | — | |
| 4 | **64.2** | 63.7 | 63.6 | 14.0 | 17.8 | 15.8 | 18.7 | 13.2 | 9.4 | 11.0 | 11.1 | 79 | 72 | 83 | C | 0 | SW | 1 | S | 1 | $10^1$ | 0 | $10^1$ | — | |
| 5 | 63.5 | 61.6 | 61.3 | 13.0 | 15.2 | 13.8 | 15.9 | 13.0 | 8.8 | 9.8 | 10.7 | 80 | 76 | 92 | S | 1 | S | 3 | SW | 1 | 0 | 0 | 0 | — | |
| 6 | 60.5 | 59.7 | 60.2 | 12.6 | 15.4 | 14.6 | 16.0 | 12.2 | 10.1 | 10.0 | 11.5 | 93 | 77 | 93 | NW | 2 | SW | 1 | C | 0 | $10^1$ | 0 | $10^1$ | — | |
| 7 | 61.0 | 58.8 | 59.7 | 13.8 | 17.0 | 15.8 | 17.7 | 13.4 | 9.9 | 11.2 | 11.8 | 85 | 78 | 88 | ENE | 3 | C | 0 | C | 0 | $10^1$ | 0 | $10^1$ | — | |
| 8 | 60.9 | 60.4 | 61.1 | 15.0 | 18.5 | 16.6 | 19.2 | 14.6 | 10.5 | 10.9 | 11.8 | 83 | 69 | 87 | ENE | 2 | SW | 1 | W | 1 | $10^1$ | 0 | 0 | — | |
| 9 | 61.9 | 59.9 | 59.6 | 15.0 | 19.2 | 17.6 | 20.0 | 14.8 | 10.2 | 10.7 | 12.9 | 81 | 64 | 86 | C | 0 | SW | 1 | SW | 1 | $10^0$ | 0 | 0 | — | |
| 10 | 60.8 | 59.8 | 60.5 | 14.4 | 19.2 | 17.4 | 19.8 | 13.8 | 10.6 | 10.7 | 13.3 | 87 | 64 | 90 | C | 0 | SW | 1 | W | 1 | $10^1$ | 0 | 0 | — | |
| 11 | 61.6 | 60.0 | 60.6 | 15.0 | 18.8 | 17.0 | 19.7 | 14.6 | 10.2 | 10.0 | 13.0 | 81 | 61 | 90 | C | 0 | SW | 2 | SW | 1 | $10^1$ | 0 | $10^1$ | — | |
| 12 | 60.9 | 59.9 | 60.5 | 15.2 | 19.0 | 17.4 | 19.8 | 14.8 | 10.4 | 10.5 | 12.7 | 81 | 64 | 86 | C | 0 | SW | 1 | SW | 1 | $10^1$ | $10^0$ | $10^0$ | — | |
| 13 | 61.6 | 59.6 | 59.9 | 15.0 | 19.6 | 17.6 | 20.2 | 14.2 | 10.6 | 11.3 | 12.9 | 84 | 67 | 86 | NW | 2 | SW | 1 | W | 1 | $10^1$ | 1 | $10^1$ | — | |
| 14 | 61.0 | 60.9 | 60.5 | 16.0 | 19.2 | 17.0 | 20.0 | 16.0 | 10.4 | 10.1 | 12.1 | 77 | 61 | 84 | N | 1 | W | 2 | C | 0 | $10^0$ | 0 | 0 | — | |
| 15 | 61.5 | 61.1 | 61.5 | 15.2 | 19.6 | 17.6 | 20.2 | 15.2 | 8.8 | 12.5 | 11.4 | 68 | 74 | 76 | C | 0 | W | 3 | W | 1 | 0 | 0 | 0 | — | |
| 16 | 62.9 | 61.7 | 62.0 | 15.6 | 19.0 | 17.0 | 19.6 | 14.4 | 10.9 | 11.7 | 11.5 | 83 | 72 | 80 | C | 0 | S | 3 | W | 1 | $10^0$ | 0 | $10^1$ | — | |
| 17 | 62.9 | 61.9 | 62.2 | 15.8 | 19.0 | 16.8 | 19.7 | 14.3 | 11.1 | 10.8 | 11.9 | 83 | 66 | 83 | C | 0 | SW | 2 | W | 1 | $10^0$ | $10^0$ | $10^1$ | — | |
| 18 | 63.0 | 61.8 | 61.6 | 15.0 | 20.0 | 17.7 | 20.4 | 14.2 | 10.5 | 11.7 | 12.2 | 83 | 67 | 81 | C | 0 | SW | 2 | W | 1 | 7 | 0 | $10^1$ | — | |
| 19 | 61.5 | 60.9 | 60.9 | 15.6 | 19.6 | 16.6 | 20.2 | 15.0 | 12.0 | 11.5 | 11.7 | 91 | 68 | 83 | NNE | 1 | SW | 2 | C | 0 | $10^0$ | 2 | 8 | — | |
| 20 | 61.0 | 60.0 | 59.6 | 15.4 | 19.4 | 17.0 | 20.0 | 14.4 | 11.0 | 10.3 | 12.6 | 85 | 61 | 88 | NE | 1 | W | 2 | W | 1 | $10^1$ | 0 | $10^1$ | — | |
| 21 | 60.3 | 58.7 | 58.6 | 15.3 | 18.0 | 16.6 | 18.7 | 15.0 | 11.4 | 11.3 | 12.3 | 88 | 74 | 87 | N | 2 | SW | 2 | SW | 1 | $10^1$ | $10^1$ | $10^1$ | — | |
| 22 | 59.6 | 58.9 | 59.5 | 15.8 | 19.2 | 17.2 | 20.0 | 15.0 | 11.2 | 11.6 | 13.2 | 84 | 70 | 91 | W | 1 | C | 0 | C | 0 | $10^1$ | $10^0$ | $10^1$ | — | |
| 23 | 61.2 | 59.9 | 59.6 | 15.7 | 20.0 | 17.8 | 20.5 | 15.2 | 12.0 | 11.4 | 13.6 | 90 | 66 | 90 | N | 1 | SW | 1 | SW | 1 | $10^1$ | 0 | $10^1$ | — | |
| 24 | 60.0 | 58.8 | 59.2 | 15.3 | 18.8 | 17.0 | 19.4 | 15.0 | 12.1 | 10.7 | 13.0 | 93 | 66 | 90 | WNW | 1 | C | 0 | W | 1 | $10^1$ | $10^0$ | $10^1$ | — | ≡ 4a15-6a |
| 25 | 60.1 | 59.3 | 59.4 | 16.0 | 19.8 | 17.7 | 20.5 | 15.2 | 12.1 | 11.8 | 13.7 | 89 | 69 | 91 | NNW | 1 | SW | 1 | SW | 1 | $10^1$ | $10^0$ | 0 | — | ≡ 6a30-7a30 |
| 26 | 60.2 | **57.5** | 57.8 | 15.2 | 19.4 | 17.8 | 20.0 | 15.0 | 12.4 | 11.5 | **13.8** | **97** | 68 | 91 | C | 0 | SW | 2 | W | 1 | $10^1$ | 0 | $10^1$ | — | |
| 27 | 59.6 | 58.9 | 59.4 | 15.3 | 18.0 | 16.8 | 18.7 | 15.0 | 12.1 | 11.2 | 13.0 | 93 | 73 | 92 | NNE | 1 | S | 3 | SW | 1 | $10^0$ | 8 | 0 | — | |
| 28 | 61.1 | 58.8 | 59.2 | 15.2 | 20.0 | 17.2 | 20.8 | 15.0 | 11.2 | 11.7 | 13.2 | 87 | 67 | 91 | C | 0 | SW | 1 | SW | 1 | $10^0$ | 0 | $10^1$ | — | |
| 29 | 60.2 | 59.2 | 59.7 | 15.2 | 20.0 | 17.2 | 20.6 | 15.0 | 10.2 | 10.2 | 13.4 | 80 | **58** | 92 | NNE | 2 | C | 0 | SW | 1 | $10^1$ | 1 | $10^1$ | — | |
| 30 | 60.9 | 59.7 | 59.4 | 16.0 | 20.4 | 18.0 | **21.0** | 15.5 | 10.4 | 10.6 | **13.8** | 77 | 59 | 90 | ENE | 3 | SW | 2 | W | 1 | $10^1$ | 0 | $10^1$ | — | |
| Pro. Mit. | 61.5 | 60.3 | 60.5 | 14.9 | 18.6 | 16.7 | 19.3 | 14.4 | 10.6 | 10.9 | 12.4 | 84 | 68 | 87 | | 0.9 | | 1.7 | | 0.8 | 8.9 | 2.5 | 6.6 | — | |

Barómetro reducido a 0°C y a gravedad normal.

Barometer reduciert auf 0°C und Normalsc

## OFAGASTA (H = 5 m) — NOVIEMBRE 1912 — φ = 23° 39′ S — λ = 70° 25′ W — $h_a$ = —

| mp. a la temp. Temp. Freien. C° Hr. Min. | Velocidad del viento Windgeschwindigkeit m/minuto 7a | 2p | 9p | km 9p-7a | 7a-2p | 2p-9p | 7a-7a | k/1h | Nubes (clase y dirección) Wolken (Art und Richtung) 7a | 2p | 9p | Agua caída Niederschlag mm 7a | 2p | 9p | Evaporación Verdunstung mm 7a | 2p | 9p | 7a-7a |
|---|---|---|---|---|---|---|---|---|---|---|---|---|---|---|---|---|---|---|
| | | | | | | | | | str | cu-ni, fr-str | fr-ni | — | — | — | 0.2 | 1.3 | 1.8 | **1.6** |
| | | | | | | | | | cu | str | fr-ni | — | — | — | 0.3 | 1.4 | 0.7 | 3.4 |
| | | | | | | | | | fr-str | str | fr-ni | — | — | — | 0.3 | 1.2 | 0.8 | 2.4 |
| | | | | | | | | | str | cu | fr-str | — | — | — | 0.2 | 1.3 | 0.8 | 2.2 |
| | | | | | | | | | str | fr-str | fr-ni | — | — | — | 0.5 | 1.5 | 0.9 | 2.6 |
| | | | | | | | | | cu-ni | str | str | — | — | — | 0.3 | 1.4 | 0.5 | 2.7 |
| | | | | | | | | | str | fr-str | fr-ni | — | — | — | 0.4 | 1.2 | 0.6 | 2.3 |
| | | | | | | | | | str | str | str | — | — | — | 1.1 | 1.8 | 1.4 | 2.9 |
| | | | | | | | | | fr-str | fr-str | a-str | — | — | — | 0.3 | 1.2 | 0.6 | **3.5** |
| | | | | | | | | | str | a-str | a-cu | — | — | — | 0.4 | 1.4 | 0.5 | 2.2 |
| | | | | | | | | | cu | str | a-cu | — | — | — | 0.4 | 1.3 | 0.6 | 2.3 |
| | | | | | | | | | fr-str | str | a-str | — | — | — | 0.4 | 1.4 | 0.7 | 2.3 |
| | | | | | | | | | str | a-str | str | — | — | — | 0.3 | 1.4 | 0.6 | 2.4 |
| | | | | | | | | | cu-ni | fr-str | fr-str | — | — | — | 0.2 | 1.4 | 0.8 | 2.2 |
| | | | | | | | | | fr-str | str | str | — | — | — | 0.2 | 1.5 | 0.7 | 2.4 |
| | | | | | | | | | str | fr-str | a-cu | — | — | — | 0.2 | 1.4 | 0.7 | 2.4 |
| | | | | | | | | | fr-str | fr-ni | fr-ni | — | — | — | 0.3 | 1.3 | 0.6 | 2.4 |
| | | | | | | | | | cu-ni | fr-str | a-str | — | — | — | 0.2 | 1.4 | 0.7 | 2.1 |
| | | | | | | | | | str | fr-str | a-cu | — | — | — | 0.2 | 1.5 | 0.8 | 2.3 |
| | | | | | | | | | str | fr-ni | a-str | — | — | — | 0.3 | 1.3 | 0.7 | 2.6 |
| | | | | | | | | | fr-str | fr-ni | a-str | — | — | — | 0.3 | 1.4 | 0.7 | 2.3 |
| | | | | | | | | | str | str | a-cu | — | — | — | 1.3 | 1.3 | 0.6 | 3.4 |
| | | | | | | | | | str | cu ni, str | a-cu | — | — | — | 0.2 | 1.4 | 0.5 | 2.1 |
| | | | | | | | | | fr-str | fr-ni | a-str | — | — | — | 0.3 | 1.3 | 0.7 | 2.2 |
| | | | | | | | | | str | str | fr-str | — | — | — | 0.2 | 1.5 | 0.7 | 2.2 |
| | | | | | | | | | fr-str | fr-ni | a-str | — | — | — | 0.2 | 1.6 | 0.8 | 2.4 |
| | | | | | | | | | cu-ni | str | cu | — | — | — | 0.3 | 1.4 | 0.7 | 2.7 |
| | | | | | | | | | fr-str | a-cu | a-str | — | — | — | 0.2 | 1.7 | 0.8 | 2.3 |
| | | | | | | | | | fr-str | str | str | — | — | — | 0.3 | 1.6 | 0.8 | 2.8 |
| | | | | | | | | | str | cu-ni | fr-str | — | — | — | 0.4 | 1.5 | 0.8 | 2.8 |
| | | | | | | | | | | | | — | — | — | 10.4 | 42.3 | 22.6 | 74.4 |

## LDERA (H = 30 m) — NOVIEMBRE 1912 — φ = 27° 03′ S — λ = 70° 53′ W — $h_a$ = 28 m

| | | | | | | | | | | | | | | | | | | |
|---|---|---|---|---|---|---|---|---|---|---|---|---|---|---|---|---|---|---|
| 0 | 820 | 90 | 5.0 | 29.0 | 8.0 | 69.0 | 2.9 | ni SW | | ni SW | — | — | — | | | | | |
| 0 | 520 | 60 | 20.0 | 50.0 | 30.0 | 57.0 | 2.4 | ni SW | cu SW | | — | — | — | | | | | |
| 80 | **700** | 80 | 30.0 | 60.0 | 29.5 | **110.0** | **4.6** | | | | — | — | — | | | | | |
| 0 | 100 | 60 | 18.8 | 12.0 | 11.5 | 108.3 | 4.5 | ni W | | ni S | — | — | — | | | | | |
| 80 | 600 | 80 | 21.0 | 31.5 | 12.0 | 44.5 | 1.8 | | | | — | — | — | | | | | |
| 190 | 60 | 0 | 22.5 | 20.0 | 9.0 | 66.0 | 2.7 | ni NW | | ni | — | — | — | | | | | |
| 366 | 0 | 0 | 31.6 | 18.0 | 8.0 | 60.6 | 2.5 | ni ENE | | ni | — | — | — | | | | | |
| 200 | 70 | 60 | 21.4 | 17.5 | 10.0 | 47.4 | 2.0 | ni ENE | | | — | — | — | | | | | |
| 0 | 50 | 40 | 12.0 | 9.8 | 7.0 | 39.5 | 1.6 | ni ENE | | | — | — | — | | | | | |
| 0 | 60 | 80 | 13.5 | 11.2 | 8.0 | **30.3** | **1.3** | ni | | | — | — | — | | | | | |
| 0 | 190 | 80 | 22.5 | 19.8 | 11.5 | 41.7 | 1.7 | ni | | ni | — | — | — | | | | | |
| 0 | 80 | 60 | 18.0 | 8.8 | 7.5 | 49.3 | 2.1 | ni | ni SW | ni SW | — | — | — | | | | | |
| 180 | 100 | 60 | 25.5 | 12.4 | 10.5 | 41.8 | 1.7 | ni NW | cu | ni W | — | — | — | | | | | |
| 80 | 160 | 0 | 27.4 | 25.6 | 9.5 | 50.3 | 2.1 | ni N | | | — | — | — | | | | | |
| 0 | 420 | 80 | 17.6 | 37.4 | 12.4 | 52.7 | 2.2 | | | | — | — | — | | | | | |
| 0 | 500 | 60 | 21.0 | 42.5 | 7.6 | 70.8 | 3.0 | ni | | ni W | — | — | — | | | | | |
| 0 | 170 | 60 | 19.0 | 20.0 | 8.4 | 69.1 | 2.9 | ni | ni SW | ni W | — | — | — | | | | | |
| 0 | 200 | 70 | 21.0 | 30.5 | 12.0 | 49.4 | 2.1 | cu-ni | | ni W | — | — | — | | | | | |
| 80 | 260 | 0 | 28.0 | 19.8 | 8.0 | 70.5 | 2.9 | ni NNE | cu SW | cu-ni | — | — | — | | | | | |
| 100 | 180 | 80 | 24.0 | 22.0 | 11.0 | 51.8 | 2.2 | ni NE | | ni W | — | — | — | | | | | |
| 360 | 290 | 90 | 36.0 | 24.2 | 11.4 | 69.0 | 2.9 | ni N | ni SW | ni SW | — | — | — | | | | | |
| 100 | 0 | 0 | 21.4 | 11.8 | 9.6 | 57.0 | 2.4 | ni W | ni | ni | — | — | — | | | | | |
| 60 | 70 | 50 | 27.6 | 17.2 | 8.5 | 49.0 | 2.0 | ni N | | ni SW | — | — | — | | | | | |
| 100 | 0 | 60 | 31.5 | 18.0 | 11.0 | 57.2 | 2.4 | ni WNW | ni | ni W | — | — | — | | | | | |
| 80 | 60 | 80 | 29.5 | 17.5 | 12.4 | 58.5 | 2.4 | ni NNW | ni SW | | — | — | — | | | | | |
| 0 | 120 | 80 | 21.0 | 22.5 | 9.6 | 50.9 | 2.1 | ni | | ni W | — | — | — | | | | | |
| 80 | 460 | 60 | 20.0 | 31.2 | 11.4 | 52.1 | 2.2 | ni NNE | cu-ni | | — | — | — | | | | | |
| 0 | 100 | 60 | 19.8 | 23.2 | 12.6 | 62.4 | 2.6 | ni | | ni SW | — | — | — | | | | | |
| 240 | 0 | 80 | 42.0 | 22.2 | 13.5 | 77.8 | 3.2 | ni NNE | cu | ni SW | — | — | — | | | | | |
| 350 | 200 | 90 | 49.0 | 28.0 | 12.0 | 84.7 | 3.5 | ni ENE | | ni W | — | — | — | | | | | |
| 91 | 221 | 58 | 23.9 | 23.8 | 11 4 | 59.9 | 2.5 | | | | — | — | — | | | | | |

Las observaciones se efectuaron según hora oficial de Chile (75° de long.)

Alle Beobachtungen nach chilenischer Einheitszeit (75° Länge).

**ISLA DE PASCUA (H=30 m)** **NOVIEMBRE 1912** φ = 27° 10′ S λ = 109° 26′ W $C_g$ =

| Día Tag | Barómetro Barometer 700 mm + | | | Temperatura del aire Lufttemperatur C° | | | | | Humedad absoluta Absolute Feuchtigkeit mm | | | Humedad relativa Relative Feuchtigkeit % | | | Dirección y fuerza del viento Richtung und Stärke des Windes 0—12 B | | | Nebulosidad Bewölkung 0—10 | | | Agua caída Niederschlag mm | Notas Bemerkungen |
|---|---|---|---|---|---|---|---|---|---|---|---|---|---|---|---|---|---|---|---|---|---|---|
| | 7a | 2p | 9p | 7a | 2p | 9p | Max. | Min. | 7a | 2p | 9p | 7a | 2p | 9p | 7a | 2p | 9p | 7a | 2p | 9p | 7a-7a | |
| 1 | **68.8** | 67.8 | 68.4 | 18.2 | 22.6 | 17.3 | 23.2 | 15.4 | *11.3* | 14.0 | 11.8 | *72* | 69 | 80 | ESE 4 | ESE 4 | ESE | 4 | 3 | 2 | — | ⊿⁰ |
| 2 | 67.5 | 67.2 | 67.9 | 18.4 | 21.7 | 17.0 | 23.0 | 15.1 | 12.9 | 14.1 | 11.9 | 82 | 73 | 82 | ESE 3 | ESE 5 | ESE | 3 | 7 | 1 | — | ⊿¹ |
| 3 | 67.0 | 66.2 | 67.2 | 18.0 | 23.4 | 19.0 | 24.4 | 14.7 | 13.4 | 15.4 | 13.9 | 87 | 72 | 85 | ESE 2 | E 3 | E | 4 | 5 | 6 | — | ●⁰ ch n; ⌒ |
| 4 | 66.3 | *65.4* | 66.4 | 18.2 | 22.8 | 18.2 | 24.5 | 17.6 | 13.4 | 13.3 | 13.4 | 86 | 64 | 86 | E 1 | NE 2 | E | 6 | 4 | 1 | 0.1 | ⊿² |
| 5 | 64.2 | 63.7 | 63.1 | 19.2 | 22.5 | 19.3 | 24.2 | 17.2 | 14.2 | 16.5 | 15.3 | 86 | 81 | 92 | E 2 | N 5 | N | 3 | 10 | 10 | — | ●¹ n; ⊿² |
| 6 | 60.7 | 59.8 | 60.0 | 19.2 | 18.5 | 19.4 | 22.7 | 16.9 | 16.3 | 15.7 | 16.2 | 98 | **99** | 96 | N 4 | N 3 | N | 9 | 10 | 10 | 10.1 | ●¹ a interv; ⌜ 1p30 |
| 7 | 59.6 | 59.2 | 59.8 | 17.6 | 19.6 | 17.8 | 20.5 | 16.4 | 14.0 | 13.4 | 10.7 | 93 | 79 | 70 | S 3 | S 3 | S | 10 | 10 | 10 | 18.9 | ●¹ am |
| 8 | 59.9 | *61.0* | 63.2 | 18.0 | *20.4* | 16.3 | 21.6 | 16.1 | 11.4 | *10.0* | **9.5** | 74 | *56* | 69 | S 4 | S 5 | S | 6 | 4 | 2 | — | ⊿⁰ |
| 9 | 62.5 | 61.7 | 62.3 | 17.6 | 19.8 | 17.2 | 21.6 | 14.6 | 10.9 | 11.9 | 10.3 | 73 | 69 | 71 | SSE 3 | SSE 4 | SSE | 6 | 7 | 10 | — | ●¹ ch p, ●⁰ ch; ⊿⁰ |
| 10 | 61.7 | 61.3 | 61.9 | 17.4 | 21.6 | 17.2 | 22.1 | 15.5 | 11.4 | 11.9 | 11.1 | 77 | 62 | 76 | S 2 | SSE 3 | SSE | 5 | 4 | 3 | 0.3 | ⊿⁰ |
| 11 | 62.4 | 62.4 | 62.8 | 17.3 | 21.2 | 17.8 | 22.3 | 16.1 | 10.7 | 13.2 | 11.6 | 72 | 70 | 76 | SSE 3 | SE 4 | SSE | 3 | 6 | 2 | — | ⊿⁰ |
| 12 | 62.5 | 62.0 | 62.3 | 18.1 | 21.2 | 17.2 | 22.8 | 15.0 | 12.9 | 12.9 | 11.2 | 83 | 69 | 77 | SSE 1 | SE 5 | SE | 4 | 9 | 8 | — | ●¹ ch 8a, 10a; ⊿¹ |
| 13 | 59.5 | 57.6 | 57.7 | 18.1 | 21.4 | 15.1 | 23.1 | **14.8** | 13.3 | 15.9 | 12.3 | 86 | 84 | 96 | E 1 | N 4 | S | 10 | 9 | 5 | 0.4 | ●² p; ⊿⁰; ⌜ 6p, 6p25 |
| 14 | 56.0 | 56.6 | 58.3 | 18.7 | 22.6 | 18.3 | 23.0 | 15.1 | 13.9 | 14.7 | 13.4 | 86 | 72 | 85 | S 1 | S 2 | S | 6 | 3 | 7 | **29.4** | ●⁰ ch am ⌈(de W-E); ⌒ |
| 15 | 58.6 | 59.6 | 61.5 | 18.1 | 21.5 | 17.3 | 22.5 | 17.0 | 14.5 | 15.7 | 13.9 | 93 | 82 | 94 | S 3 | S 2 | SE | 8 | 7 | 10 | 1.8 | ●² ch am, p |
| 16 | 61.9 | 61.8 | 62.7 | 18.7 | 21.8 | 18.0 | 22.2 | 17.2 | 13.3 | 14.2 | 12.6 | 83 | 73 | 82 | S 2 | SSE 3 | S | 9 | 5 | 9 | 5.1 | ⊿⁰ |
| 17 | 62.0 | 60.7 | 60.7 | 19.2 | 23.0 | 18.1 | 23.9 | 16.9 | 13.2 | 13.0 | 13.6 | 80 | 62 | 88 | SSE 1 | SSE 3 | SE | 9 | 7 | 7 | — | ●⁰ ch 5p; ⊿¹ |
| 18 | 58.7 | 57.5 | 58.6 | 20.0 | 22.8 | 18.0 | 23.8 | 17.5 | 15.9 | 15.9 | 13.4 | 91 | 77 | 87 | N 3 | SW 2 | SW | 9 | 3 | 4 | 0.0 | ●² ch; ⊿⁰ |
| 19 | 58.4 | 58.3 | 60.1 | 17.6 | 21.9 | 18.4 | 23.1 | 16.8 | 14.4 | 13.7 | 12.6 | 96 | 70 | 80 | C 0 | SW 1 | W | 9 | 4 | 10 | 2.1 | ●¹ ch am, ●⁰; ⌒ 6p1 |
| 20 | 59.6 | 60.1 | 60.1 | 16.0 | 17.8 | 16.3 | 18.8 | 15.4 | 13.0 | 13 9 | 12.9 | 96 | 92 | 93 | C 0 | N 1 | N | 9 | 10 | 10 | 12.0 | ●¹ a interv todo el dia |
| 21 | 58.6 | 57.1 | 58.6 | 17.4 | 20.2 | 18.6 | 20.6 | 16.0 | 14.4 | 17.0 | 15.4 | 97 | 96 | 96 | SE 2 | N 3 | SW | 10 | 10 | 10 | 10.3 | ●² a interv todo el dia |
| 22 | 58.9 | 59.3 | 61.0 | 18.0 | 23.1 | 17.5 | 23.8 | 16.5 | 15.0 | 14.5 | 12.4 | 97 | 69 | 83 | C 0 | SSW 1 | SE | 9 | 6 | 10 | 21.2 | ●² am, ●² ch p |
| 23 | 60.5 | 61.1 | 61.6 | 18.5 | 23.3 | 16.0 | 24.5 | 15.2 | 14.3 | 11.7 | 12.2 | 90 | **55** | 90 | C 0 | SSW 1 | S | 2 | 5 | 1 | 0.6 | ⊿² |
| 24 | 61.3 | 61.7 | 61.5 | 18.8 | 22.4 | 17.4 | 22.9 | 15.6 | 13.3 | 14.7 | 12.7 | 82 | 73 | 86 | S 1 | SE 2 | SE | 7 | 6 | 3 | — | ⊿² |
| 25 | 61.1 | 61.7 | 61.8 | 19.2 | 18.2 | 18.7 | 21.7 | 17.2 | 13.5 | 14.9 | 14.3 | 81 | 95 | 89 | SE 1 | SE 2 | SE | 10 | 10 | 10 | — | ●¹ ch a y p; ⊿¹ |
| 26 | 60.8 | 60.8 | 61.8 | 19.6 | 22.4 | 20.3 | 23.6 | 17.9 | 15.8 | 16.8 | 16.2 | 93 | 84 | 91 | SE 1 | N 3 | N | 6 | 9 | 10 | 2.2 | ●⁰ ch am |
| 27 | 60.2 | 60.3 | 60.4 | 20.9 | 23.7 | 20.2 | 24.8 | 18.1 | 16.6 | 17.8 | 16.4 | 90 | 82 | 93 | N 4 | N 3 | N | 7 | 7 | 1 | — | ⊿² |
| 28 | 59.4 | 59.3 | 59.2 | 20.8 | 24.2 | 20.8 | 25.5 | 20.1 | 17.0 | **19.2** | 17.2 | 93 | 86 | 94 | W 2 | NNW 4 | NNW | 6 | 5 | 1 | — | ⊿² |
| 29 | 57.9 | 57.3 | 56.8 | 21.0 | 22.7 | 19.6 | **26.1** | 19.0 | 17.4 | 18.1 | 15.8 | 94 | 88 | 93 | NW 2 | W 2 | W | 6 | 8 | 2 | — | ●¹ ch; ⊿² |
| 30 | 56.2 | **55.7** | 56.8 | 19.4 | 22.9 | 18.7 | 24.2 | 18.4 | 16.0 | 15.3 | 13.9 | 95 | 74 | 86 | W 3 | SW 4 | SW | 9 | 9 | 3 | 1.6 | ●¹ ch am, ●⁰ ch 6p |
| Pro. Mit. | 61.1 | 60.8 | 61.5 | 18.6 | 21.7 | 18.0 | 23.0 | 16.5 | 13.9 | 14.6 | 13.3 | 87 | 76 | 86 | 2.0 | 3.0 | | 6.8 | 6.7 | 5.9 | 116.1 | |

**COPIAPO (H=370 m)** **NOVIEMBRE 1912** φ = 27° 22′ S λ = 70° 21′ W $C_g$ = —

| | | | | | | | | | | | | | | | | | | | | | | |
|---|---|---|---|---|---|---|---|---|---|---|---|---|---|---|---|---|---|---|---|---|---|---|
| 1 | 30.9 | 28.0 | *30.5* | 11.8 | 21.4 | *11.2* | | | 7.8 | 6.6 | | 76 | 35 | | C 0 | NW 3 | | 10 | 0 | 0 | — | |
| 2 | 31.2 | 30.9 | **32.5** | 12.6 | 20.0 | 11.8 | | | 6.6 | 7.5 | 6.7 | 61 | 43 | 65 | NW 1 | NW 2 | C 0 | 8 | 4 | 0 | — | |
| 3 | 30.7 | 27.2 | 29.6 | 12.8 | 26.4 | 12.8 | | | **5.2** | **5.2** | 8.4 | 42 | **21** | 77 | C 0 | NW 3 | NW 2 | 0 | 0 | 0 | — | |
| 4 | 31.1 | 29.6 | 32.0 | 12.2 | 22.4 | 12.8 | | | 7.6 | 6.1 | 8.2 | 72 | 30 | 75 | C 0 | NW 2 | C 0 | 8 | 0 | 0 | — | |
| 5 | 29.9 | 26.9 | 28.5 | 15.0 | 25.8 | 14.0 | | | 8.1 | 7.3 | 8.0 | 64 | 30 | 67 | E 1 | NW 3 | C 0 | 0 | 0 | 0 | — | |
| 6 | 26.7 | 24.1 | 27.0 | 15.8 | 27.4 | 13.8 | | | 6.1 | 6.3 | 7.1 | 46 | 23 | 60 | NW 1 | NW 3 | NW 2 | 0 | 0 | 0 | — | |
| 7 | 28.1 | 24.0 | 26.6 | 13.4 | 25.5 | 14.2 | | | 8.6 | 8.6 | 9.4 | 75 | 36 | 78 | W 1 | NW 3 | NW 2 | 8 | 0 | 0 | — | |
| 8 | 27.6 | 26.4 | 27.7 | 14.0 | 25.5 | 14.8 | | | 9.2 | 9.2 | 9.0 | 78 | 39 | 72 | C 0 | NW 2 | NW 1 | 10 | 0 | 0 | — | |
| 9 | 29.3 | 24.9 | 26.8 | 13.2 | 29.0 | 15.3 | | | 9.7 | 7.1 | 9.0 | 87 | 24 | 69 | C 0 | NW 2 | C 0 | 10 | 0 | 0 | — | |
| 10 | 28.1 | 24.8 | 26.5 | 12.9 | 26.8 | 14.0 | | | 9.4 | 9.2 | 9.2 | 86 | 35 | 78 | NW 2 | NW 3 | C 0 | 5 | 0 | 0 | — | |
| 11 | 28.2 | 26.0 | 27.9 | 12.8 | 25.0 | 13.8 | | | 9.5 | 9.2 | 9.4 | 87 | 39 | 80 | NW 2 | NW 2 | NW 2 | 10 | 0 | 0 | — | |
| 12 | 27.5 | 25.5 | 27.1 | 13.4 | 24.0 | 14.2 | | | 9.6 | 9.8 | 9.1 | 85 | 45 | 76 | C 0 | NW 3 | C 0 | 10 | 0 | 0 | — | |
| 13 | 28.5 | 24.5 | 27.2 | 13.6 | 24.2 | 15.0 | | | 9.7 | 9.3 | 8.9 | 85 | 41 | 70 | NW 2 | NW 2 | NW 2 | 10 | 0 | 10 | — | ≡ ⁰ 7a-8a45 |
| 14 | 28.4 | 27.1 | 29.9 | 14.3 | 24.4 | 15.0 | | | 8.4 | 7.0 | 8.6 | 70 | 31 | 68 | NW 1 | NW 2 | NW 4 | 9 | 1 | 0 | 0.0 | |
| 15 | 28.1 | 26.4 | 29.1 | 15.6 | 27.9 | 15.2 | | | 8.3 | 7.8 | 9.3 | 62 | 28 | 72 | C 0 | NW 3 | NW 1 | 0 | 0 | 0 | — | |
| 16 | 29.9 | 26.4 | 28.7 | 13.8 | 24.8 | 14.6 | | | 9.6 | 10.0 | 9.7 | 81 | 43 | 78 | NW 1 | NW 2 | C 0 | 10 | 2 | 0 | — | |
| 17 | 29.9 | 27.2 | 28.5 | 14.5 | 25.0 | 13.4 | | | 9.7 | 8.8 | 8.6 | 77 | 37 | 75 | C 0 | NW 3 | C 0 | 9 | 0 | 0 | — | |
| 18 | 30.1 | 27.5 | 29.4 | 14.4 | 25.1 | 14.8 | | | 8.9 | 9.5 | 9.8 | 73 | 40 | 78 | C 0 | NW 4 | C 0 | 0 | 0 | 0 | — | |
| 19 | 28.5 | 26.0 | 28.7 | 15.8 | 26.6 | 14.4 | | | 10.5 | 9.8 | 10.0 | 79 | 38 | 83 | NW 2 | NW 3 | NW 2 | 0 | 0 | 0 | — | |
| 20 | 27.8 | 25.4 | 27.1 | 14.6 | 27.5 | 14.8 | | | 9.9 | 9.9 | 9.8 | 81 | 36 | 78 | W 1 | NW 3 | NW 1 | 0 | 0 | 0 | — | |
| 21 | 26.7 | 23.5 | 26.1 | 14.6 | 27.0 | 15.8 | | | 9.9 | 10.6 | 10.3 | 81 | 40 | 77 | NW 2 | NW 4 | NW 1 | 2 | 0 | 2 | — | |
| 22 | 26.7 | 24.2 | 26.6 | 16.0 | 25.4 | 15.4 | | | 10.4 | 10.2 | 10.0 | 77 | 43 | 77 | NW 1 | NW 3 | C 0 | 8 | 0 | 0 | — | |
| 23 | 28.2 | 24.9 | 26.0 | 14.6 | 25.2 | 15.3 | | | 10.2 | 11.3 | 10.0 | 83 | 48 | 78 | C 0 | NW 2 | C 0 | 10 | 0 | 0 | — | |
| 24 | 27.0 | 23.9 | 25.9 | 14.2 | 24.6 | 15.9 | | | 10.7 | **12.1** | 10.2 | 90 | 53 | 76 | C 0 | NW 3 | NW 2 | 10 | 0 | 2 | — | |
| 25 | 26.5 | 25.2 | 25.8 | 16.0 | 24.7 | 16.2 | | | 10.4 | 11.3 | 10.6 | 77 | 49 | 77 | C 0 | NW 4 | C 0 | 10 | 0 | 0 | — | |
| 26 | 27.1 | **22.4** | 24.8 | 14.4 | 28.0 | 15.0 | | | 10.7 | **12.1** | **12.1** | 88 | 43 | **96** | C 0 | NW 3 | NW 3 | 10 | 0 | 0 | — | |
| 27 | 26.2 | 24.8 | 25.2 | 15.0 | 26.4 | 16.3 | | | 11.0 | 11.5 | 10.2 | 87 | 46 | 74 | NW 2 | NW 3 | NW 3 | 10 | 0 | 0 | — | |
| 28 | 27.2 | 24.1 | 26.5 | 14.6 | 28.0 | 14.7 | | | 10.2 | 10.5 | 9.6 | 83 | 37 | 77 | NW 2 | NW 2 | C 0 | 2 | 0 | 0 | — | |
| 29 | 27.0 | 23.8 | 27.0 | 14.4 | 25.4 | 15.6 | | | 9.7 | 10.2 | 9.3 | 80 | 43 | 70 | NW 1 | NW 4 | C 0 | 1 | 0 | 0 | — | |
| 30 | 28.1 | 25.0 | 27.1 | 14.9 | 27.4 | 15.5 | | | 10.0 | 10.9 | 8.3 | 80 | 43 | 63 | NW 1 | NW 2 | C 0 | 10 | 0 | 0 | — | |
| Pro. Mit. | 28.4 | 25.7 | 27.7 | 14.2 | 25.6 | 14.5 | | | 9.2 | 9.2 | 9.3 | 76 | 38 | 75 | 0.8 | 2.8 | 1.0 | 6.3 | 0.2 | 0.5 | 0.0 | |

Barómetro reducido a 0°C y a gravedad normal.

Barometer reduciert auf 0°C und Normals

## A DE PASCUA (H = 30 m) — NOVIEMBRE 1912 — φ = 27° 10′ S — λ = 109° 26′ W — $h_a$ = 2.8 m

| mp. a la temp. Temp. Freien C x. Min. | Velocidad del viento m/minuto 7a | 2p | 9p | km 9p-7a | 7a-2p | 2p-9p | 7a-7a | k/1h | Nubes (clase y dirección) 7a | 2p | 9p | Agua caída mm 7a | 2p | 9p | Evaporación mm 7a | 2p | 9p | 7a-7a |
|---|---|---|---|---|---|---|---|---|---|---|---|---|---|---|---|---|---|---|
| 3 11.7 | 151 | 170 | | 67.2 | 86.5 | 71.5 | 223.4 | 9.3 | cu, fr-cu E, ci | cu, fr-cu E | cu, fr-cu E | — | — | — | 1.1 | 1.9 | 1.5 | **4.7** |
| 0 11.4 | 117 | 220 | | 40.5 | 74.4 | 68.5 | 198.5 | 8.3 | fr-cu E | cu, fr-cu NE, ci-cu | cu | — | — | — | 0.5 | 1.4 | 1.5 | 3.9 |
| 9 11.0 | 80 | 170 | | 30.7 | 77.8 | 55.5 | 173.6 | 7.2 | cu E | cu, fr-cu E | cu NE | — | — | — | 0.5 | 1.5 | 1.4 | 3.4 |
| 3 13.2 | 67 | 80 | | 29.4 | 114.1 | 45.5 | 162.7 | 6.8 | cu, fr-cu NE | cu, fr-cu NE | cu | 0.1 | — | — | 0.4 | 2.6 | 1.6 | 3.3 |
| 8 13.5 | 100 | 232 | | 39.8 | 105.8 | 90.4 | 199.4 | 8.3 | cu NE, ci-cu, ci | cu-ni N, ci-str | cu-ni N | — | — | 0.1 | 0.5 | 1.3 | 1.6 | **4.7** |
| 8 14.4 | 206 | 151 | | 109.5 | 103.4 | 56.7 | **305.7** | **12.7** | cu-ni N | ni N, ci-str, ci-cu | cu-ni, ni N | 10.0 | 6.2 | 1.5 | 0.2 | 0.6 | 0.4 | 3.1 |
| 3 13.7 | 170 | 151 | | 17.8 | 57.0 | 49.7 | 177.9 | 7.4 | cu-ni, ni S | cu-ni S, ci-str | ni | 11.2 | — | — | 0.5 | 0.6 | 1.1 | 1.5 |
| 2 12.6 | 206 | | | 64.4 | 77.2 | 55.0 | 171.1 | 7.1 | cu S, ci-str | fr-cu SSE | cu SSE | — | — | — | 1.2 | *2.0* | *1.1* | 2.9 |
| 1 **10.5** | 151 | 187 | | 61.8 | 87.9 | 56.3 | 194.0 | 8.1 | cu, fr-cu SE | cu, fr-cu SE, ci-str | str | — | — | 0.2 | 1.3 | 1.7 | 1.1 | 4.4 |
| 8 11.6 | 117 | 151 | | 62.0 | 77.9 | 72.4 | 206.2 | 8.6 | cu SSE, ci | cu, fr-cu SSE, a-cu | cu SSE | 0.1 | — | — | 0.9 | 1.6 | 1.4 | 3.7 |
| 5 12.5 | 151 | 187 | | 65.9 | 78.0 | 68.4 | 216.2 | 9.0 | cu SSE, ci | cu, fr-cu SE, ci | cu SE | — | — | — | 1.2 | 1.7 | 1.3 | 4.2 |
| 7 11.2 | 80 | 277 | | 44.9 | 83.1 | 61.4 | 191.3 | 8.0 | cu SE | cu, cu-ni E, a-cu,(1) | cu, ci-str | — | 0.4 | — | 0.6 | 1.3 | 1.4 | 3.6 |
| 8 11.5 | 80 | 240 | | 35.7 | 108.0 | 36.5 | 180.2 | 7.5 | cu, str W [cu | cu-ni NW, a-cu, ci- | cu-ni W | — | — | 29.4 | 0.8 | 1.5 | 0.8 | 3.5 |
| 7 11.6 | 26 | 90 | | 29.5 | 33.7 | 37.8 | 174.0 | 7.2 | fr-cu, fr-ni SW, ci- | cu, fr-cu S [cu | fr-cu, cu-ni S | 0.0 | — | — | 0.2 | 0.6 | 0.8 | 2.5 |
| 6 14.0 | 142 | 117 | | 28.2 | 76.2 | 48.3 | 99.7 | 4.2 | cu-ni SSE, a-cu | cu-ni, fr-ni SSE, a- | ni | 1.8 | — | 4.9 | 0.2 | 0.9 | 0.4 | 1.6 |
| 5 14.2 | 117 | 124 | | 71.7 | 68.8 | 49.7 | 196.2 | 8.2 | cu-ni S, a-str | fr-cu S [cu | a-str S | 0.2 | — | — | 0.6 | 1.2 | 0.9 | 1.9 |
| 1 13.4 | 26 | 132 | | 21.0 | 43.0 | 12.4 | 139.5 | 5.8 | fr-cu SSW | a-cu W, ci-str, ci-cu | a-cu WNW | — | — | 0.0 | 0.6 | 1.3 | 0.7 | 2.7 |
| 7 13.0 | 170 | 109 | | 10.9 | 63.3 | 19.1 | 66.3 | 2.8 | cu-ni, ni N | cu-ni W, ci | ci-cu, ci NW | — | 1.7 | — | 0.4 | 0.7 | 0.5 | 2.4 |
| 8 12.7 | 0 | 53 | | 27.5 | 38.5 | 18.5 | 109.9 | 4.6 | cu-ni, ni NW | cu NW, ci-cu, ci | cu-ni, ni NW | 0.4 | — | 0.3 | 0.2 | 0.8 | 0.4 | 1.4 |
| 7 12.5 | 0 | 80 | | 33.8 | 5.1 | 19.1 | 90.8 | 3.8 | cu-ni, ni N | cu-ni, ni N | cu-ni, ni N | 11.7 | 9.0 | 0.4 | 0.4 | 0.1 | 0.6 | 1.6 |
| 6 12.9 | 90 | 170 | | 7.5 | 43.4 | 78.4 | **31.7** | **1.3** | cu-ni, ni N | cu-ni, ni N | cu-ni, ni NW | 0.9 | 2.6 | 11.6 | 0.1 | 0.3 | 0.2 | 0.8 |
| 7 13.6 | 0 | 67 | | 13.9 | 26.5 | 15.8 | 135.7 | 5.7 | cu-ni W, a-cu | cu-ni SW, a-cu, ci- | cu-ni, ni N | 7.0 | — | 0.4 | 0.1 | 0.6 | 0.6 | **0.6** |
| 2 **10.5** | 0 | 32 | | 1.4 | 28.8 | 18.5 | 43.7 | 1.8 | cu SSW, ci-cu | cu W, ci [cu, ci | cu | 0.2 | — | — | 0.2 | 0.9 | 0.9 | 1.4 |
| 0 11.4 | 13 | 117 | | 7.8 | 53.7 | 38.1 | 55.1 | 2.3 | cu W, a-cu | cu, fr-cu W, ci | fr-cu W, ci | — | — | — | 0.3 | 1.3 | 1.0 | 2.1 |
| 9 13.6 | 67 | 117 | | 38.1 | 55.7 | 32.7 | 129.9 | 5.4 | cu, str SE | ni SE | cu-ni, ni SE | — | 0.9 | 0.3 | 0.5 | 0.8 | 0.4 | 2.8 |
| 1 14.9 | 67 | 124 | | 10.8 | 69.8 | 55.8 | 99.2 | 4.1 | cu S, ci-cu [ci | cu-ni N, a cu | cu-ni N | 1.0 | — | — | 0.1 | 0.9 | 0.9 | 1.3 |
| 0 15.0 | 187 | 132 | | 24.5 | 76.6 | 48.1 | 150.1 | 6.3 | cu, cu-ni N, ci-cu, | cu N, a-cu, ci | cu | — | — | — | 0.2 | 1.1 | 0.8 | 2.0 |
| 7 16.4 | 100 | 257 | | 53.5 | 71.3 | 72.1 | 178.2 | 7.4 | cu-ni, ni N, ci | fr-cu N, ci-cu | | — | — | — | 0.3 | 1.2 | 0.9 | 2.2 |
| 6 16.2 | 67 | 100 | | 58.9 | 78.1 | 37.9 | 202.3 | 8.4 | cu NW, a-cu | cu-ni, ni N, a-cu W | cu-ni | — | 0.2 | 0.5 | 0.3 | 0.9 | 0.3 | 2.4 |
| 2 15.5 | 53 | 80 | | 46.8 | 47.2 | 27.6 | 162.8 | 6.8 | cu-ni WSW | cu-ni WSW | cu-ni WSW | 0.9 | — | 0.0 | 0.2 | 0.7 | 0.6 | 1.4 |
| 4.1 13.0 | 93 | 142 | | 38.5 | 67.0 | 47.3 | 155.5 | 6.5 | | | | 45.5 | 21.0 | 49.6 | 14.6 | 34.0 | 27.1 | 78.0 |

## PIAPO (H = 370 m) — NOVIEMBRE 1912 — φ = 27° 22′ S — λ = 70° 21′ W — $h_a$ = 11.7 m

| | | | | | | | | | | | | | | | | | | |
|---|---|---|---|---|---|---|---|---|---|---|---|---|---|---|---|---|---|---|
| 0 | 125 | | 10.0 | 59.5 | | 135.2 | 5.6 | str | | | — | — | — | | | | |
| 35 | 80 | 20 | | 44.8 | 83.0 | | | ni SE | cu SE | | — | — | — | | | | |
| 0 | 170 | 80 | 9.0 | 46.1 | 74.9 | 136.8 | 5.7 | | | | — | — | — | | | | |
| 15 | 105 | 15 | 3.3 | 52.9 | 39.3 | 124.3 | 5.2 | str E | | | — | — | — | | | | |
| 30 | 150 | 0 | 6.7 | 58.4 | 35.4 | 98.9 | 4.1 | | | | — | — | — | | | | |
| 50 | 170 | 65 | 8.5 | 60.6 | 63.4 | 102.3 | 4.3 | | | | — | — | — | | | | |
| 55 | 150 | 75 | 7.7 | 55.0 | 69.4 | 131.7 | 5.5 | str SE | | | — | — | — | | | | |
| 0 | 80 | 60 | 11.0 | 48.5 | 110.9 | 135.4 | 5.6 | str | | | — | — | — | | | | |
| 0 | 80 | 25 | 7.4 | 11.1 | 54.2 | 166.8 | 7.0 | str | | | — | — | — | | | | |
| 120 | 150 | 25 | 15.1 | 74.2 | 14.8 | 80.4 | 3.4 | str SE | | | — | — | — | | | | |
| 65 | 105 | 75 | 8.9 | 86.8 | 75.3 | 97.9 | 4.1 | str | | | — | — | — | | | | |
| 20 | 140 | 20 | 12.4 | 56.8 | 19.8 | **174.5** | **7.3** | str SE | | | — | — | — | | | | |
| 100 | 90 | 80 | 7.3 | 26.2 | 85.3 | 83.9 | 3.5 | str | | ni | — | 0.0 | — | | | | |
| 35 | 95 | 185 | 13.2 | 29.8 | 51.9 | 124.7 | 5.2 | ni SE | cu SE | | — | — | — | | | | |
| 0 | 180 | 40 | 10.6 | 64.3 | 52.8 | 92.3 | 3.8 | | | | — | — | — | | | | |
| 30 | 95 | 15 | 12.7 | 44.6 | 68.1 | 129.8 | 5.4 | str | str SE | | — | — | — | | | | |
| 0 | 160 | 20 | 10.5 | 31.6 | 54.9 | 123.2 | 5.1 | str | | | — | — | — | | | | |
| 0 | 195 | 20 | 10.7 | 53.6 | 52.3 | 97.3 | 4.0 | | | | — | — | — | | | | |
| 100 | 175 | 80 | 7.5 | 60.6 | 42.8 | 113.4 | 4.7 | | | | — | — | — | | | | |
| 30 | 125 | 40 | 18.7 | 55.9 | 56.6 | 122.1 | 5.1 | | | | — | — | — | | | | |
| 75 | **235** | 40 | 16.2 | 64.5 | 61.9 | 128.7 | 5.4 | str | | str | — | — | — | | | | |
| 40 | 130 | 20 | 12.4 | 56.3 | 70.1 | 138.8 | 5.8 | str SE | | | — | — | — | | | | |
| 0 | 85 | 25 | 10.5 | 44.8 | 57.7 | 136.9 | 5.7 | str | | | — | — | — | | | | |
| 25 | 150 | 70 | 7.5 | 46.4 | 112.1 | 110.0 | 4.6 | str | | ni | — | — | — | | | | |
| 5 | 190 | 15 | 9.1 | 20.8 | 20.8 | 167.6 | 7.0 | str | | | — | — | — | | | | |
| 0 | 170 | 150 | 7.7 | 53.3 | 52.7 | **49.3** | **2.1** | str | | | — | — | — | | | | |
| 70 | 130 | 125 | 13.3 | 54.7 | 44.6 | 119.3 | 5.0 | str | | | — | — | — | | | | |
| 80 | 120 | 15 | 25.5 | 53.4 | 79.4 | 124.8 | 5.2 | str SE | | | — | — | — | | | | |
| 60 | 200 | 25 | 6.4 | 67.3 | 52.3 | 139.2 | 5.8 | str SE | | | — | — | — | | | | |
| 30 | 90 | 10 | 7.3 | 44.3 | 50.1 | 126.9 | 5.3 | str | | | — | — | — | | | | |
| | | | | | | | | | | | — | — | — | | | | |
| 36 | 137 | 49 | 10.6 | 50.9 | 58.9 | 121.1 | 4.9 | | | | — | 0.0 | — | | | | |

as observaciones se efectuaron según hora oficial de Chile (75° de long.)
ua se observó según la hora local.
str.

Alle Beobachtungen nach chilenischer Einheitszeit (75° Länge).
Auf der Osterinsel Beobachtungen nach Ortszeit.

**COQUIMBO** (H=25 m) **NOVIEMBRE 1912** φ = 29° 56′ S λ = 71° 21′ W $C_g$ =-

| Día / Tag | Barómetro Barometer 700 mm+ 7a | 2p | 9p | Temperatura del aire Lufttemperatur C° 7a | 2p | 9p | Max. | Min. | Humedad absoluta Absolute Feuchtigkeit mm 7a | 2p | 9p | Humedad relativa Relative Feuchtigkeit % 7a | 2p | 9p | Dirección y fuerza del viento Richtung und Stärke des Windes 0—12 B 7a | 2p | 9p | Nebulosidad Bewölkung 0—10 7a | 2p | 9p | Agua caída Niederschlag mm 7a-7a | Notas Bemerkungen |
|---|---|---|---|---|---|---|---|---|---|---|---|---|---|---|---|---|---|---|---|---|---|---|
| 1 | 63.3 | 62.4 | 62.9 | 13.4 | 15.4 | 13.4 | 16.3 | 12.0 | **6.4** | 7.4 | 7.1 | 56 | 57 | 62 | SW 1 | SW 3 | SW 2 | $9^2$ | $7^2$ | $4^1$ | — | |
| 2 | 63.0 | 59.5 | **66.1** | 13.8 | 16.2 | 14.9 | 17.6 | 11.5 | 7.4 | 8.2 | 7.2 | 62 | 59 | 57 | NE 1 | SW 1 | SW 2 | $8^2$ | $5^2$ | $1^2$ | — | |
| 3 | 65.1 | 60.3 | 61.0 | 13.0 | 19.0 | 14.7 | 19.0 | **9.7** | 8.0 | 7.5 | 8.6 | 72 | **46** | 69 | E 1 | SW 3 | SW 2 | 0 | 0 | 0 | — | $\triangle^0$ |
| 4 | 63.4 | 63.6 | 63.0 | 14.0 | 16.0 | 13.8 | 16.2 | 10.4 | 9.0 | 8.5 | 8.9 | 76 | 63 | 76 | ESE 1 | SW 2 | SW 2 | $5^2$ | $5^1$ | 0 | — | $\triangle^0$ |
| 5 | 63.9 | 60.4 | 60.7 | 13.1 | 18.6 | 14.3 | 19.8 | 10.5 | 8.5 | 9.0 | 9.8 | 76 | 56 | 82 | NE 1 | SW 2 | SW 2 | 0 | 0 | 0 | — | $\triangle^1$; $\infty^1$ al N an |
| 6 | 59.5 | 57.2 | 57.7 | 14.0 | 18.5 | 14.2 | 18.7 | 10.6 | 8.5 | 8.8 | 9.6 | 71 | 55 | 80 | C 0 | SW 2 | SW 2 | 0 | 0 | 0 | — | $\triangle^0$; $\infty^1$ hor I-II |
| 7 | 59.7 | 58.0 | 57.7 | 13.2 | 16.8 | 13.9 | 17.0 | 12.5 | 9.7 | 9.8 | 9.8 | 87 | 69 | 84 | NW 1 | SW 2 | SW 1 | 10 | 0 | 0 | — | $\triangle^{2:}$ $\infty^1$ hor I |
| 8 | 59.9 | 60.3 | 59.9 | 13.6 | 16.1 | 14.8 | 16.5 | 12.4 | 10.0 | 10.1 | 9.9 | 87 | 74 | 80 | N 1 | W 1 | C 0 | $10^2$ | $10^2$ | $10^2$ | — | $\infty^1$ hor am |
| 9 | 61.3 | 60.2 | 59.4 | 15.4 | 17.6 | 13.4 | 18.4 | 12.5 | 9.8 | 10.3 | 10.3 | 76 | 68 | **90** | E 1 | SW 2 | SW 2 | $1^0$ | $3^2$ | 0 | — | $\triangle^0$; $\infty^1$ hor |
| 10 | 58.5 | 59.3 | 59.5 | 13.8 | 16.4 | 14.8 | 16.4 | 11.6 | 10.2 | **11.0** | 10.6 | 87 | 79 | 85 | C 0 | NW 2 | W 1 | $10^2$ | $8^1$ | $10^2$ | — | $\triangle^0$; $\infty^1$ hor |
| 11 | 60.6 | 60.1 | 60.2 | 14.1 | 17.0 | 14.9 | 17.4 | 12.6 | 17.4 | 10.4 | 10.3 | 87 | 72 | 82 | WSW 1 | W 1 | SW 2 | $10^2$ | $5^2$ | $10^2$ | — | |
| 12 | 59.9 | 59.2 | 59.6 | 14.1 | 16.4 | 14.2 | 17.0 | 12.7 | 9.7 | 9.9 | 9.9 | 81 | 71 | 83 | SW 1 | SW 2 | SW 2 | $10^2$ | $10^2$ | $10^2$ | — | |
| 13 | 60.0 | 59.3 | 58.3 | 13.8 | 16.6 | 14.6 | 16.6 | 12.5 | 10.4 | 9.8 | 10.1 | **90** | 69 | 82 | NW 1 | C 0 | C 0 | $10^2$ | $10^1$ | $10^2$ | — | |
| 14 | 60.4 | 60.7 | 62.9 | 15.6 | 17.9 | 15.2 | 18.7 | 13.5 | 10.2 | 9.3 | 9.6 | 77 | 61 | 74 | C 0 | SW 1 | SW 1 | $10^2$ | $7^1$ | 0 | — | |
| 15 | 60.8 | 60.2 | 61.1 | 15.3 | 18.2 | 14.7 | 18.6 | 11.2 | 7.3 | 10.7 | 10.5 | 57 | 69 | 85 | E 1 | SW 2 | SW 2 | 0 | 0 | $3^0$ | — | |
| 16 | 62.3 | 61.3 | 61.4 | 15.0 | 17.4 | 15.4 | 17.4 | 13.5 | 8.9 | 9.6 | 9.3 | 70 | 65 | 71 | NE 1 | SW 2 | SW 2 | $10^2$ | $7^0$ | $10^1$ | — | |
| 17 | 62.2 | 62.3 | 61.9 | 15.1 | 17.0 | 14.6 | 17.5 | 13.0 | 9.8 | 8.7 | 9.8 | 76 | 61 | 80 | E 1 | SW 2 | SW 2 | $10^2$ | $8^2$ | 0 | — | |
| 18 | 61.4 | 60.7 | 61.5 | 14.3 | 18.4 | 16.9 | 19.0 | 11.0 | 9.3 | 10.9 | 9.8 | 77 | 69 | 69 | C 0 | SW 2 | SW 2 | 0 | $1^1$ | 0 | — | |
| 19 | 59.8 | 59.6 | 60.0 | 15.5 | 18.4 | 15.3 | 19.0 | 12.5 | 9.9 | 10.3 | 10.3 | 76 | 65 | 80 | E 1 | SW 2 | SW 2 | 0 | 0 | 0 | — | |
| 20 | 60.4 | 57.9 | 58.8 | 14.2 | 20.1 | 15.2 | **20.4** | 12.7 | 10.4 | 10.4 | 10.1 | 87 | 59 | 79 | C 0 | SW 1 | SW 2 | $8^2$ | 0 | 0 | — | $\triangle^1$; $\infty^1$ hor |
| 21 | 58.3 | 57.2 | **56.8** | 16.4 | 18.0 | 14.8 | 18.7 | 12.8 | 9.5 | 10.3 | 9.4 | 69 | 67 | 75 | E 1 | SW 1 | N 1 | $10^2$ | 0 | 0 | — | $\infty^1$ hor am |
| 22 | 58.3 | 58.1 | 57.9 | 15.4 | 18.3 | 16.8 | 18.8 | 13.0 | 10.0 | 8.7 | 10.3 | 77 | 56 | 77 | N 2 | SW 1 | SW 1 | $10^2$ | 0 | 0 | — | $\infty^1$ hor am |
| 23 | 59.6 | 58.8 | 57.6 | 15.4 | 18.0 | 14.8 | 18.6 | 13.5 | 10.5 | 10.6 | 10.6 | 81 | 69 | 85 | NNW 1 | NW 2 | SW 2 | $10^2$ | 0 | 0 | — | $\triangle^1$; $\infty^1$ hor am |
| 24 | 57.4 | 57.8 | 57.6 | 15.0 | 17.8 | 14.9 | 18.6 | 13.0 | 10.2 | 10.1 | 10.5 | 81 | 67 | 84 | NE 1 | NW 2 | SW 1 | $6^2$ | 0 | 0 | — | $\triangle^1$; $\infty^1$ hor I-II |
| 25 | 58.8 | 58.4 | 58.1 | 14.4 | 18.4 | 15.0 | 18.6 | 13.0 | 10.4 | 10.1 | 11.0 | 86 | 63 | 87 | NNW 2 | SW 1 | SW 2 | $10^2$ | 0 | 0 | — | $\infty^1$ hor am |
| 26 | 58.9 | 58.0 | 57.5 | 14.2 | 17.1 | 15.4 | 17.7 | 12.8 | 9.9 | 10.3 | 10.5 | 83 | 71 | 81 | NW 1 | W 2 | C 0 | $10^3$ | $8^2$ | 0 | — | $\infty^1$ hor |
| 27 | 58.4 | 58.3 | 58.2 | 15.0 | 18.0 | 15.0 | 18.6 | 13.0 | 9.9 | 10.4 | 10.8 | 78 | 68 | 85 | N 1 | SW 2 | SW 2 | $3^1$ | $3^1$ | $4^1$ | — | $\triangle^1$; $\infty^1$ hor I-II |
| 28 | 59.6 | 57.4 | 57.7 | 16.2 | 18.2 | 14.6 | 20.0 | 13.0 | 9.2 | 9.2 | 10.1 | 67 | 59 | 82 | E 1 | SW 2 | SW 3 | $3^1$ | 0 | 0 | — | $\triangle^1$; $\infty^1$ hor I-II |
| 29 | 57.6 | 57.9 | 58.3 | 14.6 | 16.4 | 14.6 | 17.0 | 12.3 | 9.7 | 9.6 | 10.2 | 78 | 69 | 83 | N 1 | NW 2 | WNW 1 | $6^1$ | $2^1$ | 0 | — | $\triangle^1$; $\infty^1$ hor I-II |
| 30 | 60.0 | 58.7 | 58.9 | 14.2 | 17.6 | 15.0 | 18.0 | 12.0 | 10.6 | 9.8 | 9.9 | 88 | 66 | 78 | NW 1 | W 1 | SW 1 | $10^2$ | $7^2$ | $2^1$ | — | $\triangle^1$; $\infty^1$ hor |
| Pro. Mit. | 60.4 | 59.4 | 59.7 | 14.5 | 17.5 | 14.8 | 18.0 | 12.2 | 9.5 | 9.7 | 9.8 | 77 | 65 | 79 | 0.9 | 1.7 | 1.6 | 6.6 | 3.5 | 2.5 | — | |

**OVALLE** (H = 217 m) **NOVIEMBRE 1912** φ = 30° 36′ S λ = 71° 12′ W $C_g$ =-

| | | | | | | | | | | | | | | | | | | | | | | |
|---|---|---|---|---|---|---|---|---|---|---|---|---|---|---|---|---|---|---|---|---|---|---|
| 1 | 42.8 | 40.5 | 43.7 | 13.2 | 19.3 | 11.3 | 20.5 | 7.2 | 6.4 | 11.1 | 7.5 | 56 | 67 | 75 | C 0 | NW 5 | C 0 | 0 | 0 | 0 | — | |
| 2 | 44.8 | 45.4 | 44.3 | 12.6 | 17.4 | 10.4 | 19.8 | 7.5 | 5.9 | 6.8 | 7.1 | 54 | 46 | 76 | C 0 | NW 5 | C 0 | 0 | 0 | 10 | — | |
| 3 | 43.9 | 40.6 | 41.9 | 13.1 | 23.6 | 9.6 | 25.2 | **6.5** | 4.9 | 13.3 | 4.4 | 43 | 62 | 49 | C 0 | NW 5 | C 0 | 0 | 0 | 0 | — | |
| 4 | 44.7 | 45.1 | 44.6 | 14.6 | 19.6 | 9.6 | 20.6 | 7.4 | 8.4 | 7.6 | 4.4 | 67 | 45 | 49 | W 3 | NW 5 | C 0 | 0 | 0 | 0 | — | |
| 5 | **45.6** | 40.4 | 41.8 | 13.8 | 25.2 | 9.6 | 26.5 | 7.2 | **8.4** | 14.2 | 4.4 | **29** | 60 | 49 | C 0 | NW 4 | C 0 | 0 | 0 | 0 | — | |
| 6 | 42.5 | **45.6** | 44.8 | 16.4 | 25.1 | 11.2 | 26.6 | 9.2 | 7.7 | 15.8 | 5.9 | 55 | 66 | 59 | S 1 | NW 5 | C 0 | 0 | 0 | 0 | — | |
| 7 | 42.5 | 40.6 | 43.5 | 14.3 | 25.3 | 11.6 | 26.7 | 9.8 | 6.8 | 11.2 | 5.6 | 56 | 47 | 55 | W 2 | NW 4 | C 0 | 0 | 0 | 0 | — | |
| 8 | 43.2 | 40.5 | 44.5 | 13.2 | 19.9 | 12.6 | 22.2 | 9.8 | 6.0 | 6.1 | 7.0 | 53 | 35 | 64 | C 0 | NW 3 | C 0 | 10 | 0 | 0 | — | |
| 9 | 43.6 | 41.0 | 42.8 | 16.2 | 21.6 | 12.7 | 22.8 | 10.4 | 7.9 | 12.6 | 4.5 | 58 | 66 | 41 | C 0 | NW 4 | C 0 | 0 | 0 | 0 | — | |
| 10 | 42.3 | **39.4** | 43.5 | 13.8 | 23.4 | 14.3 | 24.6 | 10.5 | 6.4 | 13.1 | 6.8 | 54 | 61 | 56 | C 0 | NW 4 | C 0 | 0 | 0 | 0 | — | |
| 11 | 42.0 | 41.4 | 43.0 | 13.4 | 19.8 | 11.5 | 21.8 | 9.7 | 7.0 | 6.9 | 7.0 | 61 | 40 | 69 | C 0 | NW 6 | C 0 | 10 | 0 | 0 | — | |
| 12 | 42.3 | 40.3 | 42.9 | 13.9 | 22.6 | 13.8 | 24.2 | 11.4 | 7.9 | 12.8 | 5.0 | 67 | 63 | 43 | C 0 | NW 5 | C 0 | 10 | 0 | 0 | — | |
| 13 | 42.2 | 40.0 | 43.4 | 14.9 | 20.1 | 14.3 | 21.2 | 12.6 | 5.2 | 12.2 | 5.4 | 41 | 70 | 44 | C 0 | C 0 | C 0 | 10 | 10 | 10 | — | |
| 14 | 43.4 | 42.1 | 42.4 | 14.6 | 22.3 | 12.6 | 23.7 | 10.5 | 6.1 | 11.5 | 6.1 | 49 | 58 | 56 | C 0 | C 0 | C 0 | 10 | 10 | 0 | — | $\triangle^1$ am |
| 15 | 43.2 | 40.5 | 43.9 | 19.6 | 29.3 | 14.3 | 31.4 | 10.2 | 8.4 | 14.7 | 6.2 | 49 | 48 | 51 | | | | 0 | 0 | 0 | — | |
| 16 | 44.3 | 41.4 | 43.3 | 14.4 | 22.8 | 14.8 | 23.5 | 11.3 | 7.2 | 10.6 | 5.9 | 59 | 51 | 47 | | | | 0 | 0 | 0 | — | |
| 17 | 45.0 | 40.7 | 43.5 | 15.3 | 25.2 | 11.6 | 26.1 | 8.9 | 6.3 | 14.2 | 4.7 | 49 | 60 | 46 | | | | 0 | 0 | 0 | — | |
| 18 | 44.3 | 42.2 | 42.3 | 17.3 | 23.8 | 12.6 | 25.3 | 9.3 | 7.2 | 13.5 | 7.7 | 49 | 62 | 70 | | | | 0 | 0 | 0 | — | |
| 19 | 44.3 | 41.0 | 42.9 | 18.4 | 23.2 | 11.5 | 24.8 | 9.2 | 7.6 | 15.2 | 6.6 | 48 | 72 | 65 | | | | 0 | 0 | 0 | — | |
| 20 | 43.1 | 41.4 | 42.6 | 16.4 | 29.3 | 11.4 | **31.6** | 9.7 | 7.7 | 13.4 | 7.6 | 55 | 44 | 75 | | | | 0 | 0 | 0 | — | |
| 21 | 45.0 | 40.2 | 42.3 | 18.3 | 29.1 | 14.8 | 30.4 | 12.3 | 5.5 | 13.5 | 6.3 | 35 | 45 | 50 | | | | 0 | 0 | 0 | — | |
| 22 | 41.5 | 40.9 | 42.1 | 16.3 | 25.3 | 12.3 | 26.8 | 11.5 | 7.3 | **19.2** | 6.5 | 53 | 80 | 51 | | | | 0 | 0 | 0 | — | |
| 23 | 41.9 | 40.4 | 42.2 | 16.3 | 24.3 | 12.5 | 25.6 | 11.8 | 7.9 | 17.2 | 7.1 | 57 | 76 | 65 | | | | 0 | 0 | 0 | — | |
| 24 | 43.4 | 40.2 | 42.1 | 17.1 | 25.2 | 11.6 | 26.4 | 9.8 | 8.4 | 13.9 | 7.8 | 58 | 58 | **77** | | | | 0 | 0 | 0 | — | |
| 25 | 41.2 | 40.6 | 42.1 | 14.6 | 23.4 | 12.5 | 24.6 | 9.3 | 8.2 | 14.5 | 6.0 | 66 | 68 | 55 | | | | 10 | 0 | 0 | — | |
| 26 | 41.3 | 41.2 | 43.1 | 15.2 | 24.2 | 11.3 | 25.8 | 9.7 | 6.4 | 14.7 | 5.9 | 49 | 65 | 59 | | | | 0 | 0 | 0 | — | |
| 27 | 43.3 | 40.5 | 42.3 | 16.3 | 24.3 | 10.6 | 26.5 | 9.1 | 8.1 | 13.3 | 5.6 | 59 | 59 | 59 | | | | 0 | 0 | 0 | — | |
| 28 | 43.0 | 40.4 | 43.0 | 18.4 | 25.2 | 11.5 | 26.8 | 10.2 | 9.2 | 17.4 | 6.1 | 59 | 73 | 60 | | | | 0 | 0 | 0 | — | |
| 29 | 43.0 | 40.6 | 42.5 | 19.6 | 25.3 | 10.4 | 26.6 | 9.5 | 8.3 | 13.7 | 5.1 | 49 | 57 | 54 | | | | 0 | 0 | 0 | — | |
| 30 | 41.9 | 40.4 | 42.1 | 14.6 | 25.6 | 11.3 | 26.8 | 9.8 | 6.6 | 15.2 | 5.2 | 53 | 62 | 52 | | | | 0 | 0 | 0 | — | |
| Pro. Mit. | 43.2 | 41.2 | 43.0 | 15.5 | 23.7 | 12.0 | 25.2 | 9.7 | 7.0 | 13.0 | 6.0 | 53 | 59 | 57 | | | | 2.0 | 1.0 | 0.7 | — | |

Barómetro reducido a 0°C y a gravedad normal.

Barometer reduciert auf 0°C und Normals

## CIMBO (H = 25 m) — NOVIEMBRE 1912 — φ = 29° 56′ S — λ = 71° 21′ W — $h_a$ = 2 m

| mp. a la temp. Temp. Freien. C° Hr. Min. | Velocidad del viento Windgeschwindigkeit m/minuto 7a | 2p | 9p | km 9p-7a | 7a-2p | 2p-9p | 7a-7a | k/1h | Nubes (clase y dirección) Wolken (Art und Richtung) 7a | 2p | 9p | Agua caída Niederschlag mm 7a | 2p | 9p | Evaporación Verdunstung mm 7a | 2p | 9p | 7a-7a |
|---|---|---|---|---|---|---|---|---|---|---|---|---|---|---|---|---|---|---|
| | | | | 63.0 | 126.0 | 108.0 | 246.0 | 10.2 | cu-ni N | cu-ni NE | | — | — | — | 0.6 | 1.1 | 0.5 | 1.8 |
| | | | | 51.0 | 60.0 | 92.0 | 285.0 | 11.9 | a-cu N | a-cu N | | — | — | — | 0.5 | 0.8 | 0.6 | **2.1** |
| | | | | 31.0 | 126.0 | 107.0 | 183.0 | 7.6 | | | | — | — | — | 0.1 | 0.8 | 0.9 | 1.5 |
| | | | | 72.0 | 104.0 | 112.0 | **305.0** | **12.7** | fr-cu NW | a-cu N | | — | — | — | 0.2 | 0.6 | 0.7 | 1.9 |
| | | | | 40.0 | 105.0 | 102.0 | 256.0 | 10.6 | | | | — | — | — | 0.4 | 0.8 | 0.9 | 1.7 |
| | | | | 0.0 | 90.0 | 86.0 | 207.0 | 8.6 | | | | — | — | — | 0.0 | 0.8 | 0.6 | 1.7 |
| | | | | 84.0 | 84.0 | 52.0 | 260.0 | 10.8 | fr-str SW | | | — | — | — | 0.2 | 0.5 | 0.3 | 1.6 |
| | | | | 93.0 | 60.0 | 0.0 | 229.0 | 9.5 | ni | ni | ni | — | — | — | 0.3 | 0.3 | 0.1 | 1.1 |
| | | | | 31.0 | 91.0 | 108.0 | 91.0 | 3.8 | fr-cu N | fr-cu S | | — | — | — | 0.3 | 0.6 | 0.1 | 0.7 |
| | | | | 0.0 | 80.0 | 42.0 | 199.0 | 8.3 | ni | cu-ni W | ni | — | — | — | 0.1 | 0.2 | 0.4 | 0.8 |
| | | | | 33.0 | 105.0 | 104.0 | 155.0 | 6.5 | ni | cu-ni NW | ni | — | — | — | 0.2 | 0.4 | 0.5 | 0.8 |
| | | | | 35.0 | 65.0 | 84.0 | 244.0 | 10.2 | ni | ni | ni | — | — | — | 0.2 | 0.4 | 0.4 | 1.1 |
| | | | | 63.0 | 0.0 | 0.0 | 212.0 | 8.8 | ni | ni | ni | — | — | — | 0.5 | 0.2 | 0.2 | 1.3 |
| | | | | 0.0 | 49.0 | 49.0 | **0.0** | **0.0** | str-cu NE | a-cu N | | — | — | — | 0.2 | 0.6 | 0.6 | **0.6** |
| | | | | 28.0 | 77.0 | 105.0 | 126.0 | 5.2 | | | ci-str | — | — | — | 0.4 | 0.6 | 0.4 | 1.6 |
| | | | | 83.0 | 68.0 | 105.0 | 265.0 | 11.0 | ni | ci-str SW | ni | — | — | — | 0.3 | 0.7 | 0.5 | 1.3 |
| | | | | 51.0 | 84.0 | 84.0 | 224.0 | 9.3 | ni | cu-ni NW | | — | — | — | 0.4 | 0.7 | 0.7 | 1.6 |
| | | | | 0.0 | 119.0 | 96.0 | 168.0 | 7.0 | | cu | | — | — | — | 0.1 | 0.8 | 0.4 | 1.5 |
| | | | | 27.0 | 98.0 | 99.0 | 242.0 | 10.1 | | | | — | — | — | 0.2 | 0.6 | 0.6 | 1.4 |
| | | | | 0.0 | 46.0 | 96.0 | 197.0 | 8.2 | fr-cu SW | | | — | — | — | 0.2 | 0.4 | 0.7 | 1.4 |
| | | | | 78.0 | 42.0 | 107.0 | 220.0 | 9.2 | fr-cu NE | | | — | — | — | 0.6 | 0.6 | 0.2 | 1.7 |
| | | | | 145.0 | 61.0 | 56.0 | 294.0 | 12.2 | a-str | | | — | — | — | 0.4 | 0.6 | 0.5 | 1.2 |
| | | | | 56.0 | 96.0 | 66.0 | 173.0 | 7.2 | ni N | | | — | — | — | 0.3 | 0.5 | 0.5 | 1.4 |
| | | | | 47.0 | 112.0 | 47.0 | 209.0 | 8.7 | fr-cu N | | | — | — | — | 0.2 | 0.6 | 0.2 | 1.2 |
| | | | | 95.0 | 35.0 | 83.0 | 254.0 | 10.6 | ni N | | | — | — | — | 0.2 | 0.4 | 0.6 | 1.0 |
| | | | | 32.0 | 70.0 | 0.0 | 150.0 | 6.2 | ni | cu-ni SW | | — | — | — | 0.1 | 0.4 | 0.2 | 1.1 |
| | | | | 55.0 | 96.0 | 106.0 | 125.0 | 5.2 | str NE | ci-str W | str-cu | — | — | — | 0.2 | 0.5 | 0.7 | 0.8 |
| | | | | 34.0 | 108.0 | 126.0 | 236.0 | 9.8 | ci NW | | | — | — | — | 0.1 | 0.8 | 0.8 | 1.3 |
| | | | | 63.0 | 84.0 | 31.0 | 297.0 | 12.4 | ci-str W | ci-str N | | — | — | — | 0.2 | 0.4 | 0.4 | 1.8 |
| | | | | 31.0 | 34.0 | 63.0 | 146.0 | 6.1 | ni NW | fr-ni SW | ni | — | — | — | 0.1 | 0.3 | 0.3 | 0.9 |
| | | | | 47.4 | 79.2 | 77.2 | 206.6 | 8.6 | | | | — | — | — | 7.8 | 17.0 | 14.5 | 39.9 |

## LLE (H = 217 m) — NOVIEMBRE 1912 — φ = 30° 36′ S — λ = 71° 12′ W — $h_a$ = ?

| | | | | | | | | | | | | | | | | | | |
|---|---|---|---|---|---|---|---|---|---|---|---|---|---|---|---|---|---|---|
| 0 | 191 | 0 | | | | | | | | | | — | — | — | | | | |
| 0 | 180 | 0 | | | | | | | | str-cu | str-cu | — | — | — | | | | |
| 0 | 194 | 0 | | | | | | | str-cu | | | — | — | — | | | | |
| 85 | 184 | 0 | | | | | | | | | | — | — | — | | | | |
| 0 | 132 | 0 | | | | | | | | | | — | — | — | | | | |
| 60 | 186 | 0 | | | | | | | | | | — | — | — | | | | |
| 82 | 143 | 0 | | | | | | | | | | — | — | — | | | | |
| 0 | 123 | 0 | | | | | | | str | | | — | — | — | | | | |
| 0 | 163 | 0 | | | | | | | | | | — | — | — | | | | |
| 0 | 158 | 0 | | | | | | | | | | — | — | — | | | | |
| 0 | 180 | 0 | | | | | | | str-cu | | | — | — | — | | | | |
| 0 | 191 | 0 | | | | | | | str-cu | | | — | — | — | | | | |
| | | | | | | | | | str-cu | str-cu | str-cu | — | — | — | | | | |
| | | | | | | | | | str | str | | — | — | — | | | | |
| | | | | | | | | | | | | — | — | — | | | | |
| | | | | | | | | | | | | — | — | — | | | | |
| | | | | | | | | | | | | — | — | — | | | | |
| | | | | | | | | | | | | — | — | — | | | | |
| | | | | | | | | | | | | — | — | — | | | | |
| | | | | | | | | | | | | — | — | — | | | | |
| | | | | | | | | | | | | — | — | — | | | | |
| | | | | | | | | | | | | — | — | — | | | | |
| | | | | | | | | | | | | — | — | — | | | | |
| | | | | | | | | | | | | — | — | — | | | | |
| | | | | | | | | | str | | | — | — | — | | | | |
| | | | | | | | | | | | | — | — | — | | | | |
| | | | | | | | | | | | | — | — | — | | | | |
| | | | | | | | | | | | | — | — | — | | | | |
| | | | | | | | | | | | | — | — | — | | | | |
| | | | | | | | | | | | | — | — | — | | | | |
| | | | | | | | | | | | | — | — | — | | | | |

o reducido a 0°C y a gravedad normal.

Barometer reduciert auf 0°C und Normalschwere.

**LOS ANDES** (H = 820 m) **NOVIEMBRE 1912** φ = 32° 50′ S λ = 70° 36′ W $C_g$ =

| Día Tag | Barómetro Barometer 600/700 mm + | | | Temperatura del aire Lufttemperatur C° | | | | | Humedad absoluta Absolute Feuchtigkeit mm | | | Humedad relativa Relative Feuchtigkeit % | | | Dirección y fuerza del viento Richtung und Stärke des Windes 0—12 B | | | Nebulosidad Bewölkung 0—10 | | | Agua caída Niederschlag mm | Notas Bemerkungen |
|---|---|---|---|---|---|---|---|---|---|---|---|---|---|---|---|---|---|---|---|---|---|---|
| | 7a | 2p | 9p | 7a | 2p | 9p | Max. | Min. | 7a | 2p | 9p | 7a | 2p | 9p | 7a | 2p | 9p | 7a | 2p | 9p | 7a-7a | |
| 1 | 92.0 | 90.6 | 91.8 | 9.0 | 19.4 | 9.8 | 19.6 | 5.0 | 6.4 | 6.1 | 6.1 | 75 | 36 | 68 | C 0 | SW 8 | C 0 | $10^2$ | $7^2$ | 0 | — | |
| 2 | 92.8 | 92.6 | 95.5 | 9.0 | 15.2 | 9.6 | 16.2 | 4.8 | 5.9 | 6.2 | 7.1 | 70 | 47 | 81 | SW 1 | SW 4 | C 0 | $9^2$ | $10^2$ | $10^2$ | — | ⊅⁰ am |
| 3 | **96.6** | 93.6 | 92.2 | 10.8 | 21.8 | 12.6 | 22.2 | **3.5** | 7.1 | 4.2 | 6.8 | 73 | 21 | 63 | C 0 | C 0 | C 0 | 0 | $1^1$ | $9^2$ | — | ⊅² am |
| 4 | 92.7 | 93.5 | 95.5 | 10.4 | 17.8 | 9.8 | 18.2 | 4.0 | 7.0 | 7.3 | 7.7 | 76 | 49 | 85 | C 0 | NW 2 | C 0 | $10^2$ | $5^1$ | 0 | — | ● gt 9p |
| 5 | 95.8 | 93.6 | 93.8 | 8.0 | 22.2 | 13.2 | 22.5 | 4.0 | 6.7 | 4.4 | 4.8 | 71 | 21 | 43 | C 0 | SW 5 | C 0 | 0 | $1^1$ | 0 | 0.0 | ⊅²; ∞¹ 1 |
| 6 | 92.7 | 90.5 | 91.5 | 15.0 | 25.0 | 14.8 | 25.4 | 5.8 | 5.6 | 4.8 | 6.7 | 44 | 20 | 55 | C 0 | SW 6 | C 0 | 0 | $1^1$ | 0 | — | ⊅²; ∞¹ 1 |
| 7 | 91.6 | 89.4 | 89.2 | 16.4 | 28.2 | 16.6 | 29.0 | 7.7 | 6.4 | 5.4 | 4.9 | 47 | 20 | 34 | C 0 | SW 6 | C 0 | 0 | 0 | 0 | — | ⊅²; ∞ 1 |
| 8 | 89.0 | 88.5 | 90.3 | 20.6 | 30.2 | 16.0 | 31.0 | 9.0 | 6.8 | 8.9 | 10.1 | 33 | 28 | 75 | C 0 | C 0 | E 4 | 0 | 0 | 0 | — | ⊅²; ∞ 1 |
| 9 | 91.4 | 89.7 | 89.7 | 16.4 | 29.0 | 18.2 | 29.5 | 8.5 | 9.6 | 9.1 | 8.1 | 70 | 31 | 52 | C 0 | SW 6 | E 3 | 0 | $1^1$ | 0 | — | ⊅²; ∞² 1,2 |
| 10 | 90.3 | 88.1 | 88.2 | 18.8 | 31.8 | 19.2 | **32.4** | 9.5 | 9.8 | 7.8 | 9.4 | 61 | 23 | 58 | C 0 | SW 7 | E 1 | 0 | $1^1$ | 0 | — | ⊅²; ∞² 1 |
| 11 | 90.1 | 89.1 | 90.5 | 18.0 | 28.2 | 17.8 | 28.5 | 11.5 | 9.8 | 10.4 | **11.2** | 64 | 37 | 74 | C 0 | SW 5 | C 0 | $9^1$ | $1^1$ | 0 | — | ⊅² am |
| 12 | 89.9 | 89.1 | 89.5 | 16.0 | 28.8 | 18.2 | 29.5 | 11.7 | 9.8 | 7.2 | 8.9 | 73 | 25 | 57 | C 0 | SW 4 | C 0 | $10^2$ | $7^1$ | $9^2$ | — | ⊅² am |
| 13 | 88.7 | 88.1 | **87.5** | 18.4 | 23.6 | 13.0 | 26.4 | 10.5 | 9.3 | 10.3 | 10.4 | 59 | 47 | **94** | C 0 | NW 2 | E 4 | $5^1$ | $1^1$ | 0 | — | ⊅²; ∞ 1 |
| 14 | 89.9 | 91.1 | 93.2 | 11.0 | 12.6 | 11.6 | 14.5 | 8.3 | 9.0 | 8.9 | 7.8 | 93 | 83 | 77 | C 0 | NNE 2 | NE 1 | $10^2$ | $10^2$ | $10^1$ | — | ≡¹ 7a, ‖ 10a30 |
| 15 | 92.5 | 90.3 | 90.9 | 14.4 | 26.4 | 15.0 | 26.6 | 6.4 | 8.2 | 5.0 | 7.9 | 67 | 19 | 62 | C 0 | NE 4 | E 5 | $1^0$ | $9^1$ | $10^1$ | 0.0 | ⊅²; ∞¹ 1; ⊽ 9p |
| 16 | 91.4 | 91.0 | 91.3 | 14.8 | 25.0 | 12.0 | 26.0 | 8.0 | 8.2 | 7.9 | 8.1 | 66 | 34 | 78 | SW 2 | C 0 | E 2 | $3^1$ | $1^1$ | 0 | — | ⊅²; ∞¹ 1 |
| 17 | 92.3 | 92.4 | 92.9 | 10.0 | 19.6 | 12.4 | 20.5 | 6.0 | 8.1 | 6.4 | 7.8 | 88 | 38 | 74 | C 0 | NNE 2 | E 2 | $10^2$ | $7^2$ | 0 | — | ⊅² am |
| 18 | 93.0 | 92.3 | 93.4 | 12.4 | 24.4 | 14.6 | 24.5 | 5.7 | 7.6 | 5.6 | 9.5 | 71 | 25 | 77 | C 0 | SW 6 | W 3 | $6^2$ | $1^2$ | 0 | — | ⊅²; ∞⁰ 1 |
| 19 | 93.5 | 91.8 | 92.7 | 14.6 | 25.6 | 16.0 | 26.0 | 6.8 | 8.6 | 7.0 | 6.7 | 70 | 29 | 49 | SE 2 | SW 5 | E 2 | $1^1$ | $1^1$ | 0 | — | ⊅² am |
| 20 | 93 4 | 91.2 | 91.8 | 17.2 | 27.8 | 17.8 | 28.0 | 8.0 | 7.4 | 5.3 | 6.3 | 50 | 20 | 42 | C 0 | SW 6 | E 2 | 0 | $1^1$ | 0 | — | ⊅²; ∞ 1 |
| 21 | 91.9 | 89.6 | 91.0 | 19.0 | 29.6 | 19.6 | 30.0 | 8.5 | 7.0 | 4.4 | 6.4 | 43 | 13 | 38 | C 0 | SW 8 | SE 1 | $1^1$ | $8^0$ | 0 | — | ⊅²; ∞² 1 |
| 22 | 90.3 | 88.7 | 90.9 | 20.4 | 28.2 | 17.8 | 30.4 | 10.2 | 6.0 | 7.0 | 9.4 | 34 | 24 | 62 | C 0 | SW 7 | E 2 | 0 | $9^2$ | 0 | — | ⊅²; ∞² 1 |
| 23 | 92.0 | 90.7 | 91.7 | 17.8 | 27.4 | 17.8 | 28.2 | 11.7 | 8.6 | 6.0 | 6.3 | 57 | 22 | 41 | E 1 | SW 8 | E 1 | 0 | $7^2$ | 0 | — | ∞⁰ 1 |
| 24 | 91.0 | 88.9 | 89.9 | 18.6 | 31.4 | 19.8 | 32.0 | 9.0 | 7.1 | 5.2 | 6.3 | 45 | 15 | 37 | C 0 | SW 7 | C 0 | 0 | $1^0$ | 0 | — | ∞ 1 |
| 25 | 89.1 | 88.8 | 90.3 | 20.0 | 28.8 | 17.0 | 30.8 | 10.6 | 8.1 | 7.8 | 7.3 | 46 | 27 | 50 | SW 1 | SW 5 | E 2 | 0 | 1 | 0 | — | ⊅²; ∞¹ 1 |
| 26 | 90.4 | 88.9 | 89.9 | 16.8 | 29.0 | 15.0 | 29.5 | 9.3 | 7.9 | 6.2 | 8.2 | 56 | 21 | 64 | SW 2 | SW 7 | E 2 | $2^1$ | 0 | 0 | — | ⊅²; ∞ 1 |
| 27 | 90.2 | 89.9 | 90.5 | 14.6 | 24.4 | 15.0 | 25.0 | 9.6 | 8.3 | 6.6 | 7.4 | 67 | 29 | 59 | W 1 | SW 4 | E 5 | $8^1$ | $8^1$ | 0 | — | ⊅² am |
| 28 | 92.8 | 91.1 | 92.2 | 14.4 | 26.2 | 16.6 | 26.5 | 7.7 | 6.8 | 5.6 | 7.8 | 56 | 22 | 55 | SW 3 | SW 7 | C 0 | $1^1$ | $1^1$ | 0 | — | ⊅² am |
| 29 | 90.8 | 88.8 | 89.1 | 17.4 | 31.2 | 21.2 | 31.5 | 9.0 | 7.6 | **4.0** | 5.1 | 52 | **12** | 27 | C 0 | SW 2 | C 0 | 0 | 0 | 0 | — | ⊅²; ∞ |
| 30 | 90.2 | 88.4 | 89.9 | 21.6 | 31.8 | 17.6 | **32.4** | 11.0 | 6.5 | 7.0 | 10.2 | 34 | 20 | 69 | SW 1 | SW 6 | NE 1 | 8 | $1^1$ | 0 | — | ⊅²; ∞ |
| Pro. Mit. | 91.6 | 90.3 | 91.2 | 15.4 | 25.6 | 15.5 | 26.4 | 8.0 | 7.7 | 6.6 | 7.7 | 60 | 28 | 60 | 0.5 | 4.7 | 1.4 | 3.4 | 3.4 | 1.6 | 0.0 | |

**VALPARAISO** (H = 40 m) **NOVIEMBRE 1912** φ = 33° 01′ S λ = 71° 38′ W $C_g$ =

| | | | | | | | | | | | | | | | | | | | | | | |
|---|---|---|---|---|---|---|---|---|---|---|---|---|---|---|---|---|---|---|---|---|---|---|
| 1 | 62.3 | 61.4 | 61.6 | 11.6 | 16.4 | 12.0 | 18.0 | 8.5 | 6.8 | 5.3 | 6.5 | 67 | 38 | 63 | N 1 | WSW 4 | S 2 | $1^0$ | $7^0$ | $8^0$ | — | ∞¹ 1, 2 |
| 2 | 62.2 | 62.8 | **65.6** | 11.6 | 16.3 | 12.5 | 17.4 | 8.5 | 7.2 | 7.8 | 7.6 | 71 | 57 | 71 | NE 1 | WSW 4 | W 1 | $5^0$ | $2^0$ | 0 | — | ⊇¹ 1, ∞⁰ NE 1, 2 |
| 3 | 65.5 | 62.5 | 60.6 | 12.2 | 17.6 | 14.0 | 18.5 | 9.3 | 8.1 | 7.3 | 7.0 | 76 | 49 | 59 | E 1 | WSW 6 | NW 1 | $1^0$ | $1^0$ | 0 | — | ⊇¹ 1, 2 |
| 4 | 61.9 | 63.4 | 65.2 | 12.3 | 16.4 | 12.2 | 17.5 | 12.0 | 8.0 | 7.8 | 6.5 | 75 | 56 | 62 | SSW 3 | WSW 5 | SW 3 | $9^1$ | $1^0$ | $9^1$ | 0.0 | ● gt 6a-6a30; ⊇¹ 1, ∞ |
| 5 | 64.9 | 62.0 | 62.3 | 11.2 | 18.1 | 13.4 | 20.8 | **8.2** | 7.2 | **4.6** | 5.0 | 73 | 30 | 44 | W 2 | SW 7 | SSW 2 | $1^0$ | $1^0$ | 0 | — | ⊅; ⊇ S y ∞⁰ N 1 |
| 6 | 60.6 | 58.5 | 59.2 | 13.7 | 18.9 | 14.4 | 20.5 | 9.5 | 5.6 | 8.9 | 8.0 | 48 | 55 | 65 | SW 3 | SW 8 | S 1 | $1^0$ | $1^0$ | 0 | — | ⊅; ∞⁰ 2 |
| 7 | 58.6 | 55.7 | 54.3 | 15.6 | 26.7 | 19.5 | **27.8** | 11.1 | 8.5 | 5.0 | 7.1 | 64 | **20** | 42 | W 2 | SW 5 | S 2 | 0 | 0 | 0 | — | ⊅; ∞⁰ 1, 2 |
| 8 | 57.3 | 58.8 | 59.0 | 13.2 | 17.0 | 13.1 | 19.5 | 11.7 | 9.3 | 9.9 | 9.9 | 83 | 69 | 89 | NE 3 | NE 2 | E 2 | $10^1$ | $1^0$ | $1^0$ | — | ≡⁰ 5a55-2p; ∞ hor 2 |
| 9 | 59.5 | 59.3 | 58.7 | 14.0 | 17.4 | 13.0 | 18.3 | 11.2 | 9.8 | 9.3 | 9.2 | 82 | 63 | 83 | WSW 2 | W 3 | S 1 | 0 | $1^0$ | 0 | — | ⊅; ∞² 1 |
| 10 | 57.4 | 56.0 | 57.4 | 11.8 | 17.7 | 13.3 | 20.9 | 10.7 | 9.2 | 10.5 | 10.5 | 90 | 69 | **93** | NW 2 | E 1 | SE 3 | $10^1$ | $1^0$ | $1^1$ | — | ≡⁰ 6a46-9a35; ∞¹ 2 |
| 11 | 58.2 | 58.9 | 59.5 | 13.2 | 17.1 | 13.8 | 18.8 | 12.6 | 10.0 | 9.9 | 9.8 | 89 | 68 | 84 | C 0 | N 3 | S 2 | $10^1$ | $9^1$ | 1 | — | ≡² 6a-1p, 2p30-6p; ∞ |
| 12 | 57.8 | 56.4 | 57.6 | 13.0 | 20.0 | 14.3 | 21.9 | 11.0 | 9.3 | 9.1 | 9.1 | 85 | 53 | 75 | W 2 | S 2 | ESE 2 | $9^1$ | $5^0$ | $5^0$ | — | ∞² 1, 2 |
| 13 | 56.9 | 58.4 | 56.6 | 12.4 | 16.6 | 13.8 | 18.2 | 10.8 | 9.6 | 10.7 | 9.4 | 90 | 76 | 80 | N 1 | NE 2 | S 1 | $10^1$ | $1^0$ | 0 | — | ≡² 5a40-MN; ⊅; ∞¹ 2 |
| 14 | 58.7 | 59.8 | 61.3 | 13.4 | 17.9 | 15.0 | 18.9 | 12.0 | 9.1 | 9.0 | 7.1 | 80 | 59 | 56 | W 1 | W 2 | C 0 | $10^1$ | $7^0$ | $1^0$ | — | ∞² 1, 2 |
| 15 | 60.1 | 58.3 | 60.1 | 14.3 | 20.6 | 13.8 | 21.7 | 11.2 | 8.4 | 8.5 | 8.7 | 70 | 47 | 74 | NW 1 | WSW 5 | WSW 3 | $5^0$ | $3^0$ | $8^0$ | — | ∞¹ 1, 2; ∈ 9p-10p26 |
| 16 | 60.5 | 60.9 | 60.4 | 13.2 | 17.3 | 14.2 | 18.5 | 12.0 | 8.7 | 8.0 | 7.5 | 77 | 55 | 62 | NE 1 | WSW 3 | WSW 2 | $10^1$ | $1^0$ | $9^1$ | — | ⊇ 1, 2 |
| 17 | 60.4 | 61.4 | 61.2 | 12.4 | 17.9 | 14.7 | 19.1 | 11.5 | 8.9 | 8.6 | 9.1 | 85 | 57 | 73 | E 1 | NW 2 | E 1 | $9^1$ | $1^0$ | $1^0$ | — | ⊇ SE 1 |
| 18 | 61.0 | 60.8 | 61.8 | 15.8 | 18.8 | 15.9 | 20.2 | 13.2 | 9.7 | **10.7** | 6.1 | 73 | 66 | 45 | W 1 | WSW 5 | SSW 6 | $1^0$ | $1^0$ | 0 | — | ⊇¹ 1, 2 |
| 19 | 61.2 | 59.2 | 60.0 | 15.5 | 20.8 | 16.6 | 21.8 | 11.7 | 7.7 | 7.2 | 7.8 | 59 | 40 | 56 | NE 1 | WSW 7 | WSW 3 | 0 | $1^0$ | 0 | — | ⊅; ∞⁰ 1, 2 |
| 20 | 60.4 | 57.5 | 57.9 | 16.4 | 20.0 | 20.6 | 24.8 | 11.7 | 8.6 | 7.2 | 5.6 | 61 | 41 | 31 | W 1 | SW 9 | W 2 | $1^1$ | $1^0$ | 0 | — | ∞ 1, 2 |
| 21 | 57.5 | 55.4 | 55.7 | 17.4 | 23.0 | 16.9 | 27.4 | 13.3 | 7.2 | 7.3 | 7.3 | 49 | 35 | 52 | W 2 | SW 4 | SSW 3 | $2^0$ | $3^0$ | 0 | — | ∞ 1, 2 |
| 22 | 55.5 | 55.3 | 57.8 | 18.2 | 22.0 | 17.8 | 24.4 | 16.2 | 6.3 | 7.9 | 7.1 | 41 | 40 | 47 | SW 4 | SW 9 | NW 2 | $1^0$ | $1^0$ | $1^0$ | — | ∞ 1, 2 |
| 23 | 58.0 | 56.9 | 58.4 | 16.6 | 22.1 | 16.3 | 23.4 | 12.4 | 9.2 | 6.3 | 6.3 | 66 | 32 | 46 | SSW 2 | SW 7 | SW 1 | $1^0$ | $1^0$ | $1^0$ | — | ∞ 1, 2 |
| 24 | 56.6 | 54.4 | 57.5 | 17.0 | 25.2 | 15.7 | 27.7 | 13.0 | 7.4 | 6.2 | 7.7 | 52 | 26 | 58 | NE 1 | SW 3 | SE 1 | $1^0$ | $1^0$ | 0 | — | ∞ 1, 2 |
| 25 | 55.2 | 57.3 | 58.4 | 14.0 | 18.1 | 13.6 | 19.6 | 10.8 | 8.7 | 9.1 | 8.8 | 74 | 59 | 76 | E 1 | WSW 4 | C 0 | 0 | $1^0$ | $3^0$ | — | ⊅; ⊇ 1, ∞¹ 2 |
| 26 | 57.2 | 56.5 | 56.9 | 13.1 | 20.4 | 15.4 | 22.0 | 10.3 | 9.8 | 9.4 | 8.1 | 88 | 53 | 62 | NW 1 | WSW 6 | C 0 | $1^0$ | $1^0$ | 1 | — | ⊅; ∞¹ 1, 2 |
| 27 | 57.7 | 57.6 | 57.9 | 14.6 | 19.4 | 15.5 | 20.6 | 11.3 | 8.9 | 7.8 | 6.7 | 72 | 47 | 51 | NW 1 | WSW 5 | SE 2 | $2^0$ | $1^0$ | 0 | — | ⊅; ∞¹ 1, 2 |
| 28 | 60.5 | 58.7 | 58.5 | 14.1 | 19.7 | 15.2 | 21.8 | 10.8 | 8.0 | 7.0 | 7.2 | 67 | 41 | 56 | SW 3 | WSW 6 | S 1 | 0 | $1^0$ | 0 | — | ⊅; ∞¹ 1, 2 |
| 29 | 56.1 | **54.1** | 55.3 | 16.4 | 20.8 | 14.7 | 25.1 | 11.7 | 7.9 | 5.9 | 8.4 | 57 | 32 | 68 | C 0 | SW 5 | N 2 | $1^0$ | $1^0$ | 0 | — | ⊅; ⊇¹ 1, ∞¹ 2 |
| 30 | 56.7 | 57.7 | 57.5 | 14.7 | 17.8 | 14.4 | 19.0 | 11.9 | 9.7 | 9.6 | 9.7 | 78 | 63 | 80 | E 2 | NE 1 | C 0 | $1^0$ | $10^1$ | 10 | — | ≡⁰ 2p-5p45; ∞¹ 1, ⊇ |
| Pro. Mit. | 59.2 | 58.5 | 59.2 | 14.1 | 19.3 | 14.8 | 21.1 | 11.3 | 8.4 | 8.1 | 7.8 | 71 | 50 | 63 | 1.6 | 4.5 | 1.7 | 3.8 | 2.2 | 2.0 | 0.0 | |

Barómetro reducido a 0°C y a gravedad normal.

Barometer reduciert auf 0°C und Normalsc

**ANDES** (H = 820 m) **NOVIEMBRE 1912** φ = 32° 50′ S λ = 70° 36′ W $h_a$ = 6.5 m

| p. a la emp. emp. Freien. (° x. Min. | Velocidad del viento Windgeschwindigkeit m/minuto 7a | 2p | 9p | km 9p-7a | 7a-2p | 2p-9p | 7a-7a | k/1h | Nubes (clase y dirección) Wolken (Art und Richtung) 7a | 2p | 9p | Agua caída Niederschlag mm 7a | 2p | 9p | Evaporación Verdunstung mm 7a | 2p | 9p | 7a-7a |
|---|---|---|---|---|---|---|---|---|---|---|---|---|---|---|---|---|---|---|
| | 0 | **400** | 0 | 34.4 | 35.7 | 73.6 | 127.3 | 5.3 | str-cu E | cu, cu-ni N | | — | — | — | | | | |
| | 35 | 125 | 10 | 26.6 | 32.6 | 48.2 | 135.9 | 5.6 | str-cu N | str-cu S | str-cu | — | — | — | | | | |
| | 0 | 0 | 0 | 21.8 | 24.6 | 22.3 | 102.6 | 4.2 | | cu N | str-cu | — | — | — | | | | |
| | 0 | 70 | 0 | 36.4 | 29.5 | 24.8 | 83.3 | 3.5 | str | cu y cu-ni NW | | — | — | 0.0 | | | | |
| | 0 | 275 | 0 | 45.2 | 50.2 | 48.7 | 99.5 | 4.2 | | cu | | — | — | — | | | | |
| | 0 | 225 | 0 | 20.8 | 69.4 | 56.4 | 119.7 | 5.0 | | | | — | — | — | | | | |
| | 0 | 125 | 0 | 17.4 | 49.5 | 33.9 | 143.2 | 6.0 | | | | — | — | — | | | | |
| | 10 | 25 | 125 | 8.9 | 25.7 | 35.6 | 92.3 | 3.9 | | | | — | — | — | | | | |
| | 0 | 250 | 90 | 28.5 | 28.3 | 44.5 | 89.8 | 3.7 | | cu-ca | | — | — | — | | | | |
| | 0 | 300 | 40 | 19.7 | 24.7 | 54.1 | 92.5 | 3.8 | | | | — | — | — | | | | |
| | 25 | 175 | 0 | 18.0 | 25.2 | 41.9 | 96.8 | 4.0 | str-cu N | cu-ca | | — | — | — | | | | |
| | 0 | 125 | 0 | 16.8 | 18.7 | 53.4 | 83.9 | 3.5 | a-cu W | str, ci W | ci-cu, ci-str | — | — | — | | | | |
| | 0 | 60 | 150 | 22.5 | 31.1 | 57.2 | 94.6 | 3.9 | ci-cu W | [str | | — | — | — | | | | |
| | 5 | 65 | 40 | 43.1 | 11.9 | 31.7 | 131.4 | 5.5 | str N | str-cu, fr-str N, a- | | — | 0.0 | — | | | | |
| | 0 | 125 | 110 | 22.9 | 22.6 | 42.9 | **66.5** | **2.8** | ci W | a-cu W, ci-cu W | ci-str | — | — | — | | | | |
| | 65 | 25 | 80 | 18.4 | 21.2 | 41.0 | 83.9 | 3.5 | ci W | cu-ca | | — | — | — | | | | |
| | 0 | 50 | 65 | 47.4 | 35.0 | 25.9 | 109.6 | 4.6 | str-cu, fr-str N | cu NW | | — | — | — | | | | |
| | 0 | 250 | 90 | 23.4 | 30.3 | 59.7 | 84.3 | 3.5 | ci, ci-str W | | | — | — | — | | | | |
| | 65 | 150 | 55 | 29.2 | 32.0 | 39.0 | 119.2 | 5.0 | fr-str S | cu-ca | | — | — | — | | | | |
| | 25 | 225 | 75 | 38.3 | 55.2 | 43.0 | 109.3 | 4.6 | | | | — | — | — | | | | |
| | 25 | 350 | 50 | 19.9 | 55.1 | 59.3 | 118.1 | 4.9 | ci hor | ci-str SW | | — | — | — | | | | |
| | 0 | 250 | 90 | 12.9 | 70.6 | 58.1 | 127.3 | 5.3 | | a-cu W, ci, ci-str | | — | — | — | | | | |
| | 50 | 350 | 50 | 22.8 | 69.9 | 58.2 | 151.5 | **6.3** | | cu NW, ci W [W | | — | — | — | | | | |
| | 15 | 300 | 0 | 24.1 | 38.8 | 46.4 | **152.2** | **6.3** | | | | — | — | — | | | | |
| | 40 | 150 | 75 | 20.5 | 39.4 | 49.0 | 105.7 | 4.4 | | | | — | — | — | | | | |
| | 85 | 300 | 60 | 30.5 | 32.0 | 78.3 | 118.9 | 5.0 | ci W | | | — | — | — | | | | |
| | 30 | 175 | 120 | 40.0 | 22.3 | 39.6 | 150.3 | 6.2 | cu W, ci-cu W | cu NW, ci NW | | — | — | — | | | | |
| | 125 | 300 | 0 | 55.0 | 30.9 | 61.8 | 116.9 | 4.8 | fr-str | | | — | — | — | | | | |
| | 10 | 75 | 0 | 26.7 | 16.6 | 56.6 | 119.4 | 5.0 | | | | — | — | — | | | | |
| | 45 | 275 | 50 | 34.0 | 26.3 | 43.4 | 107.2 | 4.4 | | cu-ma | | — | — | — | | | | |
| | | | | | | | | | | | | — | — | — | | | | |
| | 22 | 186 | 47 | 27.5 | 35.2 | 47.6 | 111.1 | 4.6 | | | | — | 0.0 | 0.0 | | | | |

**ALPARAISO** (H = 40 m) **NOVIEMBRE 1912** φ = 33° 01′ S λ = 71° 38′ W $h_a$ = 15 m

| | | | | | | | | | | | | | | | | | | |
|---|---|---|---|---|---|---|---|---|---|---|---|---|---|---|---|---|---|---|
| 6.7 | 5.0 | 64 | 406 | 147 | 52.0 | 109.0 | 125.0 | 392.0 | 16.3 | cu S, ci-str | cu S, a-cu NW, (2) | a-cu W | — | — | — | 0.3 | 0.6 | 0.6 | 1.7 |
| 5.1 | 5.0 | 45 | 405 | 49 | 11.0 | 95.0 | 89.0 | 245.0 | 10.2 | cu S, a-cu NW; ci- | cu N, ci-cu E, ci-str | | — | — | — | 0.2 | 0.4 | 0.4 | 1.4 |
| 2.7 | 5.6 | 91 | 583 | 56 | 36.0 | 135.0 | 169.0 | 220.0 | 9.2 | cu S [str N | cu NW [E | | — | — | — | 0.2 | 0.6 | 0.8 | 1.0 |
| 5.1 | 8.4 | 215 | 513 | 224 | 45.0 | 110.0 | 154.0 | 349.0 | 14.5 | cu-ni SW, fr-ni S | cu NW, ci W, ci-str | ni | 0.0 | — | — | 0.2 | 0.4 | 0.6 | 1.6 |
| 5.2 | **4.9** | 116 | 714 | 124 | 13.0 | 162.0 | 186.0 | 277.0 | 11.5 | str [W | cu NW | | — | — | — | 0.2 | 0.8 | 1.1 | 1.2 |
| 5.1 | 5.9 | 202 | 789 | 70 | 32.0 | 194.0 | 209.0 | 380.0 | 15.8 | cu, str | cu S | | — | — | — | 0.3 | 0.8 | 0.8 | 2.2 |
| 1.8 | 7.6 | 134 | 517 | 121 | 18.0 | 110.0 | 134.0 | 421.0 | 17.5 | | | | — | — | — | 0.2 | 1.0 | 1.7 | 1.8 |
| 2.1 | 8.7 | 255 | 161 | 144 | 87.0 | 89.0 | 36.0 | 331.0 | 13.8 | ni | cu NE | ni, ci-str | — | — | — | 0.6 | 0.4 | 0.2 | 3.3 |
| 2.0 | 8.8 | 174 | 266 | 61 | 41.0 | 122.0 | 101.0 | 166.0 | 6.9 | | cu NW, str | | — | — | — | 0.2 | 0.4 | 0.4 | 0.8 |
| 4.6 | 7.5 | 115 | 63 | 248 | 36.0 | 42.0 | 68.0 | 259.0 | 10.8 | ni | cu NW | ni | — | — | — | 0.1 | 0.3 | 0.3 | 0.9 |
| 9.8 | 9.7 | 0 | 254 | 123 | 31.0 | 32.0 | 51.0 | 141.0 | 5.9 | ni | cu NW, fr-ni N | ci-str | — | — | — | 0.1 | 0 2 | 0.2 | 0.7 |
| 6.7 | 8.3 | 111 | 145 | 132 | 32.0 | 60.0 | 48.0 | 115.0 | 4.8 | str, a-cu W, ci-cu | a-cu NW, ci SW (3) | a-cu | — | — | — | 0.1 | 0.4 | 0.5 | **0.5** |
| 3.1 | 7.8 | 70 | 154 | 35 | 43.0 | 61.0 | 24.0 | 151.0 | 6.3 | ni [W, ci-str | cu NE, a-cu N, ci N | | — | — | — | 0.1 | 0.2 | 0.2 | 1.0 |
| 7.2 | 9.0 | 63 | 180 | 0 | 28.0 | 24.0 | 24.0 | 113.0 | 4.7 | ni | cu N, a-cu N, ci (4) | ci-str | — | — | — | 0.1 | 0.2 | 0.4 | **0.5** |
| 6.6 | 8.5 | 40 | 479 | 252 | 53.0 | 115.0 | 121.0 | **101.0** | **4.2** | cu S, str, ci W, ci- | fr-cu W, ci W, ci-(5) | ni, ci-str W | — | — | — | 0.3 | 0.6 | 0.6 | 0.9 |
| 6.7 | 9.0 | 34 | 255 | 181 | 42.0 | 60.0 | 93.0 | 278.0 | 11.6 | ni [str W | cu NW, str ci-str | ni | — | — | — | 0.3 | 0.4 | 0.5 | 1.5 |
| 6.2 | 8.2 | 60 | 119 | 46 | 25.0 | 46.0 | 31.0 | 178.0 | 7.4 | fr-cu S, ni | cu NW, str S [NE | ci | — | — | — | 0.2 | 0.3 | 0.4 | 1.1 |
| 4.1 | 10.5 | 72 | 466 | 635 | 24.0 | 136.0 | 137.0 | **101.0** | **4.2** | cu NW, str N, ci- | cu NW | | — | — | — | 0.1 | 0.6 | 0.6 | 0.8 |
| 6.1 | 8.5 | 48 | 694 | 259 | 25.0 | 172.0 | 213.0 | 298.0 | 12.4 | [str | cu NW | | — | — | — | 0.4 | 1.0 | 1.0 | 1.6 |
| 0.0 | 8.5 | 39 | 894 | 117 | 36.0 | 186.0 | 230.0 | 421.0 | 17.5 | str | cu S | | — | — | — | 0.3 | 0.9 | 2.0 | 2.3 |
| 9.5 | 10.0 | 142 | 364 | 298 | 60.0 | 127.0 | 136.0 | 476.0 | 19.8 | ci SW, ci-str SW | ci SW | | — | — | — | 0.6 | 1.1 | 1.5 | **3.5** |
| 8.5 | 12.2 | 375 | **900** | 201 | 63.0 | 202.0 | 312.0 | 326.0 | 13.6 | str, ci-str | ci-str NW | str | — | — | — | 0.9 | 1.4 | 1.6 | **3.5** |
| 8.0 | 9.5 | 112 | 746 | 50 | 57.0 | 175.0 | 182.0 | **571.0** | **23.8** | str, ci-str W | cu NW | str | — | — | — | 0.3 | 1.0 | 1.6 | 3.3 |
| 1.5 | 9.5 | 34 | 385 | 75 | 16.0 | 95.0 | 80.0 | 373.0 | 15.5 | str | fr-cu NW | | — | — | — | 0.3 | 1.0 | 1.3 | 2.9 |
| 4.1 | 7.5 | 52 | 492 | 0 | 12.0 | 111.0 | 107.0 | 187.0 | 7.8 | [S | str S | | — | — | — | 0.2 | 0.5 | 0.5 | 2.5 |
| 6.7 | 7.0 | 67 | 629 | 0 | 63.0 | 121.0 | 132.0 | 281.0 | 11.7 | cu NW, ci S, ci-str, | ci-str | str | — | — | — | 0.1 | 0.7 | 0.5 | 1.1 |
| 7.2 | 8.1 | 79 | 596 | 162 | 20.0 | 152.0 | 155.0 | 273.0 | 11.4 | cu NW, str S, a-(1) | cu S, ci-str NW | | — | — | — | 0.2 | 0.6 | 1.0 | 1.4 |
| 6.2 | 7.7 | 259 | 682 | 25 | 33.0 | 199.0 | 153.0 | 340.0 | 14.2 | | cu NW | | — | — | — | 0.2 | 0.8 | 1.0 | 1.8 |
| 0.0 | 8.5 | 0 | 626 | 114 | 21.0 | 129.0 | 145.0 | 373.0 | 15.5 | str | cu NW | | — | — | — | 0.4 | 1.1 | 1.3 | 2.2 |
| 3.4 | 9.3 | 113 | 85 | 0 | 38.0 | 35.0 | 13.0 | 312.0 | 13.0 | fr-cu NW, ni NE | ni | | — | — | — | 0.1 | 0.4 | 0.2 | 2.5 |
| 6.1 | 8.2 | 106 | 452 | 132 | 36.4 | 113.5 | 121.9 | 281.6 | 11.7 | | | | 0.0 | — | — | 7.8 | 19.1 | 23.8 | 51.5 |

Las observaciones se efectuaron según hora oficial de Chile (75° de long.)

Alle Beobachtungen nach chilenischer Einheitszeit (75° Länge).

cu NW, ci W, ci-str W. (2) ci-cu S, ci-str. (3) ci-cu NW. (4) W, ci-str W. (5) str W.

**SANTIAGO** (H = 520 m) **NOVIEMBRE 1912** φ = 33° 27′ S λ = 70° 42′ W $C_g = \frac{-0.7}{-0.6}$

| Día Tag | Barómetro Barometer 700 mm + | | | Temperatura del aire Lufttemperatur C° | | | | | Humedad absoluta Absolute Feuchtigkeit mm | | | Humedad relativa Relative Feuchtigkeit % | | | Dirección y fuerza del viento Richtung und Stärke des Windes 0—12 B | | | Nebulosidad Bewölkung 0—10 | | | Agua caída Niederschlag mm | Notas Bemerkungen |
|---|---|---|---|---|---|---|---|---|---|---|---|---|---|---|---|---|---|---|---|---|---|---|
| | 7a | 2p | 9p | 7a | 2p | 9p | Max. | Min. | 7a | 2p | 9p | 7a | 2p | 9p | 7a | 2p | 9p | 7a | 2p | 9p | 7a - 7a | |
| 1 | 19.2 | 18.0 | 18.5 | 10.4 | 18.0 | 8.6 | 19.6 | 7.0 | 6.2 | 6.7 | 5.6 | 66 | 44 | 67 | SE 1 | SSW 3 | S 2 | $1^0$ | $8^1$ | $1^0$ | — | ∞⁰ al E I |
| 2 | 19.2 | 19.4 | 22.6 | 9.6 | 15.4 | 10.4 | 18.6 | 7.2 | 5.8 | 6.7 | 7.8 | 65 | 52 | 82 | C 0 | WSW 2 | SSE 1 | $9^1$ | $10^1$ | $10^1$ | — | ●¹ ch 11p15 |
| 3 | **22.8** | 20.0 | 18.7 | 11.0 | 21.2 | 11.9 | 22.7 | 4.9 | 7.4 | 6.2 | 6.6 | 75 | 34 | 63 | NW 1 | WSW 3 | SSE 2 | $1^2$ | $1^2$ | $8^1$ | 0.0 | △⁰ am; ∞¹ al E 1 |
| 4 | 19.1 | 20.2 | 22.6 | 10.4 | 17.4 | 9.3 | 18.7 | 8.0 | 7.3 | 7.8 | 7.5 | 78 | 53 | 85 | SSW 1 | SSW 2 | SW 1 | $10^1$ | $8^2$ | $8^1$ | — | ●¹ gt a interv 7a-10a, |
| 5 | **22.8** | 20.2 | 20.5 | 9.6 | 21.6 | 10.2 | 23.5 | **3.5** | 7.2 | 5.5 | 6.0 | 81 | 29 | 64 | C 0 | SW 3 | C 0 | $1^0$ | $1^2$ | 0 | **1.1** | △² am; ∞² al E 1 |
| 6 | 19.3 | 17.4 | 18.0 | 12.2 | 24.1 | 12.4 | 25.4 | 4.5 | 6.0 | 6.2 | 8.4 | 57 | 28 | 78 | S 1 | S 3 | C 0 | $1^1$ | $1^2$ | 0 | — | △¹ am, △⁰ III |
| 7 | 18.2 | 16.0 | 15.2 | 14.2 | 28.6 | 12.3 | 29.5 | 6.5 | 8.2 | 7.9 | 6.6 | 68 | 27 | 62 | NW 1 | SW 2 | C 0 | 0 | $1^0$ | 0 | — | △¹ am; ∞⁰ al E y S 1 |
| 8 | 14.0 | 14.8 | 16.8 | 16.9 | 28.3 | 13.2 | 29.5 | 7.0 | 6.6 | 9.0 | 9.5 | 46 | 32 | 84 | NW 1 | S 3 | S 2 | 0 | 0 | 0 | — | △⁰ am; ∞¹ hor 1 |
| 9 | 17.4 | 16.2 | 16.8 | 14.3 | 26.0 | 14.4 | 27.2 | 8.0 | 9.8 | 9.6 | 9.9 | 81 | 39 | 81 | SW 1 | WSW 3 | SSW 1 | 0 | $1^1$ | 0 | — | △⁰ am; ≡⁰ I |
| 10 | 15.7 | 13.9 | 14.9 | 16.9 | 30.6 | 17.2 | 31.3 | 9.4 | 10.3 | 11.1 | 8.9 | 72 | 34 | 61 | NW 1 | SSW 3 | S 1 | 0 | $1^2$ | $1^1$ | — | △¹ am; ≡⁰ I |
| 11 | 15.7 | 15.5 | 17.2 | 15.5 | 25.6 | 14.0 | 26.4 | 11.2 | 10.4 | **11.5** | 9.0 | 79 | 47 | 75 | WSW 1 | WSW 3 | S 1 | $9^1$ | $1^2$ | 0 | — | ≡⁰ am |
| 12 | 15.9 | 15.1 | 15.9 | 13.8 | 23.5 | 16.0 | 25.0 | 10.6 | 9.6 | 11.3 | 8.3 | 82 | 52 | 62 | NNW 1 | S 2 | SSE 1 | $10^2$ | $9^1$ | $9^1$ | — | |
| 13 | 14.5 | 14.2 | 14.6 | 17.2 | 25.0 | 12.0 | 26.2 | 9.0 | 8.6 | 7.8 | 8.6 | 59 | 33 | 83 | W 1 | SW 4 | S 1 | $6^1$ | $3^1$ | $2^1$ | — | △⁰ am y III; ∞¹ al E |
| 14 | 16.3 | 17.7 | 19.3 | 11.9 | 14.5 | 10.6 | 16.8 | 7.7 | 8.9 | 9.7 | 8.4 | 85 | 79 | 88 | S 1 | S 1 | C 0 | $10^2$ | $10^2$ | $2^1$ | — | ≡⁰ a interv 7a45-0p |
| 15 | 18.7 | 16.4 | 17.9 | 14.3 | 25.8 | 13.8 | 26.7 | 6.4 | 9.1 | 7.8 | 7.6 | 75 | 32 | 65 | NW 1 | SW 1 | S 1 | $2^1$ | $8^1$ | $7^1$ | 0.0 | △¹ am; ∞⁰ al E 1; |
| 16 | 17.8 | 17.5 | 17.9 | 9.2 | 19.0 | 10.0 | 21.2 | 5.4 | 8.3 | 8.7 | 7.9 | **95** | 54 | 86 | SSW 1 | WSW 3 | S 1 | $10^2$ | $8^1$ | $1^0$ | — | △¹ am; ≡¹ a interv |
| 17 | 17.9 | 18.6 | 19.0 | 10.6 | 19.8 | 12.0 | 22.0 | 9.0 | 8.2 | 8.1 | 8.7 | 86 | 48 | 83 | C 0 | W 2 | S 1 | $10^2$ | $7^1$ | 0 | — | △⁰ III |
| 18 | 19.3 | 18.1 | 20.1 | 12.1 | 23.6 | 13.1 | 24.1 | 9.6 | 9.5 | 8.9 | 7.7 | 90 | 41 | 69 | WSW 1 | SW 2 | S 2 | $10^1$ | $3^2$ | $8^1$ | — | |
| 19 | 19.6 | 18.0 | 18.8 | 13.4 | 25.4 | 14.0 | 26.4 | 7.5 | 7.9 | 7.0 | 8.4 | 69 | 29 | 71 | C 0 | SW 3 | SSW 1 | 0 | $1^2$ | $1^0$ | — | △⁰ am; ∞² al E y S 1 |
| 20 | 19.6 | 17.0 | 18.1 | 14 6 | 27.8 | 13.0 | 29.2 | 7.5 | 8.3 | 5.8 | 6.6 | 67 | 20 | 60 | W 1 | SSW 2 | C 0 | $1^0$ | $1^1$ | 0 | — | △¹ am; ∞⁰ al E y S 1 |
| 21 | 17.3 | 15.2 | 15.8 | 15.7 | 29.2 | 14.3 | 30.6 | 6.0 | 7.0 | 6.6 | **5.4** | 53 | 22 | 44 | NW 1 | SW 2 | C 0 | $5^0$ | $4^0$ | 0 | — | △⁰ am |
| 22 | 15.5 | 14.0 | 16.6 | 17.2 | 29.5 | 16.1 | 29.9 | 8.0 | 7.2 | 9.0 | 9.5 | 49 | 30 | 70 | W 1 | S 2 | C 0 | $2^0$ | $6^1$ | $1^1$ | — | △⁰ am; ∞⁰ al E 1 |
| 23 | 17.3 | 16.2 | 17.6 | 16.5 | 27.0 | 16.0 | 28.3 | 10.0 | 9.5 | 8.6 | 6.0 | 68 | 33 | 44 | WSW 1 | SW 2 | S 2 | $1^0$ | $2^1$ | $1^0$ | — | △⁰ am; ∞¹ al E 1 |
| 24 | 16.3 | 14.3 | 14.8 | 16.8 | 30.8 | 16.9 | 32.0 | 8.0 | 6.9 | 7.3 | 8.3 | 49 | 22 | 58 | NNW 1 | S 2 | SSW 1 | $1^0$ | $1^1$ | 0 | — | ∞⁰ al E 1 |
| 25 | 13.8 | 14.3 | 16.8 | 19.4 | 29.0 | 14.2 | 29.7 | 10.0 | 8.3 | 8.5 | 7.7 | 50 | 28 | 64 | W 1 | SW 3 | SSW 2 | 0 | $1^0$ | $6^0$ | — | △⁰ am; ∞⁰ al E 1 |
| 26 | 15.6 | 14.5 | 15.4 | 13.7 | 26.9 | 14.4 | 28.0 | 8.0 | 8.1 | 7.6 | 8.8 | 69 | 29 | 72 | S 1 | WSW 3 | SSW 1 | $8^1$ | $1^1$ | 0 | — | △⁰ am; ∞⁰ al E y S 1 |
| 27 | 15.5 | 15.8 | 16.0 | 13.4 | 22.6 | 14.0 | 25.5 | 8.6 | 8.3 | 9.9 | 8.4 | 72 | 44 | 71 | SSW 2 | SW 2 | S 2 | $4^1$ | $7^1$ | 0 | — | △⁰ am; ∞⁰ al E 1 |
| 28 | 18.7 | 17.4 | 17.9 | 14.1 | 25.8 | 15.8 | 27.0 | 8.9 | 8.6 | 7.3 | 7.7 | 72 | 30 | 58 | W 1 | S 2 | S 2 | $1^1$ | $1^2$ | 0 | — | △⁰ am; ∞⁰ al E 1 |
| 29 | 15.9 | 13.6 | 14.4 | 16.7 | 30.8 | 15.4 | **32.1** | 8.4 | 7.8 | 6.2 | 7.0 | 55 | **19** | 54 | C 0 | SSW 2 | C 0 | 0 | $1^1$ | 0 | — | △¹ am; ∞² E y S 1 |
| 30 | 14.5 | **13.5** | 15.5 | 18.8 | 29.2 | 15.5 | 31.4 | 9.7 | 8.6 | 9.8 | 9.7 | 54 | 33 | 74 | W 1 | SW 4 | SW 1 | 0 | $1^1$ | 0 | — | △⁰ am; ∞² hor 1 |
| Pro. Mit. | 17.4 | 16.4 | 17.5 | 14.0 | 24.7 | 13.4 | 26.1 | 7.8 | 8.1 | 8.1 | 7.9 | 69 | 36 | 69 | 0.9 | 2.5 | 1.0 | 3.8 | 3.6 | 2.2 | 1.1 | |

**SAN FERNANDO** (H = 335 m) **NOVIEMBRE 1912** φ = 34° 35′ S λ = 71° 04′ W $C_g$ = —

| | | | | | | | | | | | | | | | | | | | | | | |
|---|---|---|---|---|---|---|---|---|---|---|---|---|---|---|---|---|---|---|---|---|---|---|
| 1 | 35.0 | 33.7 | 34.3 | 9.1 | 17.8 | 10.5 | 18.7 | 6.4 | 6.5 | 6.2 | 6.1 | 75 | 41 | 64 | SW 2 | SW 3 | SW 2 | $9^1$ | $7^1$ | 0 | — | |
| 2 | 34.7 | 33.7 | 37.2 | 11.0 | 16.4 | 11.6 | 18.4 | 7.0 | 4.9 | 6.7 | 9.2 | 51 | 48 | 91 | SW 1 | S 1 | NE 1 | $3^1$ | $9^2$ | $10^1$ | — | ●² 4p50-6p15 (precipi |
| 3 | 37.9 | 35.5 | 34.6 | 11.6 | 21.2 | 12.1 | 21.2 | 8.3 | 6.2 | 8.8 | **4.6** | 61 | 47 | 44 | S 1 | NE 3 | SW 1 | $3^1$ | $5^1$ | $10^1$ | **10.5** | [9,3), ●⁰ 5p15-n; |
| 4 | 35.1 | 35.8 | 38.4 | 9.6 | 12.1 | 6.8 | 14.0 | 6.5 | 8.2 | 8.9 | 6.8 | 92 | 85 | 93 | S 4 | SSE 4 | SE 1 | $10^1$ | $10^2$ | 0 | — | ● 11a30-MD, △; |
| 5 | **39.1** | 36.6 | 36.8 | 8.8 | 18.3 | 10.8 | 18.7 | **4.0** | 6.4 | 6.4 | 5.0 | 76 | 41 | 52 | SSW 2 | SW 5 | SW 1 | 0 | 0 | 0 | 5.0 | ⊿ am [3p15,S |
| 6 | 35.6 | 33.3 | 34.3 | 10.8 | 20.4 | 14.6 | 21.7 | 6.3 | 6.7 | 8.9 | 7.4 | 70 | 50 | 59 | SW 5 | SW 5 | SW 4 | $5^1$ | $2^1$ | 0 | — | ⊿ am |
| 7 | 35.1 | 32.7 | 31.4 | 8.8 | 21.9 | 15.2 | 22.8 | 6.0 | 7.3 | 8.2 | 6.3 | 87 | 42 | 49 | S 4 | SW 6 | SW 2 | $2^0$ | 0 | 0 | — | ⊿ am |
| 8 | 29.4 | 29.9 | 32.1 | 12.0 | 27.2 | 14.1 | 27.3 | 7.9 | 8.4 | 9 1 | 10.2 | 82 | 34 | 86 | S 3 | SW 3 | SW 1 | 0 | 0 | 0 | — | |
| 9 | 33.0 | 31.5 | 32.0 | 11.4 | 25.4 | 15.8 | 26.1 | 8.1 | 9.4 | **11.1** | 8.9 | **95** | 47 | 66 | NW 1 | SW 3 | SW 2 | $9^0$ | $1^0$ | 0 | — | ⊿ am |
| 10 | 31.9 | 29.8 | 30.2 | 12.2 | 23.4 | 17.2 | 24.0 | 11.0 | 9.6 | 10.2 | 9.7 | 91 | 48 | 66 | SW 5 | S 6 | S 2 | $9^1$ | $8^1$ | 5 | — | ⊿ am |
| 11 | 30.5 | 30.5 | 32.3 | 14.8 | 24.8 | 15.4 | 25.2 | 12.6 | 9.0 | 10.3 | 8.4 | 72 | 45 | 64 | S 2 | SW 3 | SW 1 | $9^0$ | $1^0$ | 0 | — | |
| 12 | 32.3 | 30.5 | 31.2 | 11.9 | 20.2 | 14.4 | 20.8 | 10.0 | 6.8 | 9.7 | 10.6 | 66 | 55 | 87 | S 3 | S 4 | C 0 | $10^1$ | $9^1$ | 10 | — | ⊿ am |
| 13 | 29.4 | 29.8 | 29.6 | 12.4 | 22.4 | 13.4 | 22.8 | 10.4 | 7.7 | 6.7 | 8.1 | 72 | **88** | 71 | S 4 | S 3 | S 1 | $8^1$ | $6^0$ | $3^0$ | — | |
| 14 | 31.3 | 32.5 | 34.9 | 12.4 | 17.1 | 11.2 | 20.5 | 8.5 | 7.8 | 9.2 | 8.6 | 73 | 63 | 87 | SE 2 | E 1 | E 1 | $8^1$ | $9^1$ | 0 | — | ⊿ am |
| 15 | 34.0 | 31.5 | 32.7 | 14.4 | 22.1 | 15.0 | 22.5 | 7.2 | 8.7 | 8.9 | 8.4 | 72 | 45 | 66 | SE 1 | SSW 3 | SW 1 | $5^1$ | $7^0$ | $3^0$ | — | ⊿ am |
| 16 | 33.4 | 33.2 | 33.0 | 10.8 | 15.2 | 11.0 | 16.7 | 8.1 | 8.0 | 8.5 | 7.6 | 83 | 66 | 77 | SW 2 | SE 2 | SW 1 | $9^1$ | $9^1$ | $10^0$ | — | ⊿ am |
| 17 | 33.3 | 33.7 | 34.3 | 11.6 | 16.4 | 12.4 | 17.5 | 10.0 | 8.2 | 8.8 | 10.0 | 80 | 64 | 94 | E 2 | NE 3 | SW 1 | $10^1$ | $9^1$ | $5^0$ | — | |
| 18 | 34.1 | 33.6 | 34.7 | 14.0 | 19.7 | 13.4 | 22.0 | 10.5 | 9.8 | 9.0 | 7.1 | 82 | 53 | 62 | NW 1 | SW 4 | SW 1 | $9^1$ | $6^1$ | $5^1$ | — | |
| 19 | 35.7 | 32.6 | 34.9 | 13.0 | 21.0 | 13.4 | 22.3 | 8.1 | 8.3 | 8.8 | 8.1 | 75 | 47 | 71 | SW 3 | SW 4 | SSW 1 | 0 | 0 | 2 | — | ⊿ am |
| 20 | 36.3 | 35.2 | 34.8 | 9.3 | 21.5 | 14.2 | 22.3 | 9.1 | 7.9 | 8.8 | 7.4 | 91 | 47 | 81 | SW 5 | SW 4 | SW 2 | $10^1$ | $2^0$ | 0 | — | ⊿ am |
| 21 | 33.5 | 31.4 | 32.2 | 9.6 | 22.8 | 16.6 | 23.8 | 7.8 | 8.4 | 8.8 | 6.8 | **95** | 43 | 49 | S 3 | SW 5 | SW 4 | $5^0$ | $2^0$ | 0 | — | ⊿ am |
| 22 | 31.7 | 31.7 | 32.7 | 15.0 | 23.7 | 16.9 | 25.4 | 10.3 | 8.4 | 9.0 | 7.2 | 66 | 41 | 51 | S 4 | SSW 5 | SW 5 | $2^1$ | $3^0$ | 0 | — | |
| 23 | 34.1 | 32.9 | 33.8 | 11.4 | 21.5 | 12.6 | 22.5 | 10.0 | 9.1 | 6.5 | 6.6 | 91 | 34 | 61 | SW 3 | SSW 4 | SW 3 | $10^1$ | $5^0$ | 0 | — | ⊿ |
| 24 | 32.4 | 29.7 | 29.9 | 13.0 | 25.1 | 17.4 | 26.5 | 8.0 | 8.3 | 8.0 | 7.7 | 75 | 34 | 52 | SW 3 | SW 4 | SW 1 | 0 | 0 | 0 | — | |
| 25 | 29.1 | 30.3 | 31.8 | 16.0 | 27.1 | 15.6 | 27.9 | 10.8 | 8.8 | 9.5 | 7.8 | 64 | 36 | 59 | SW 3 | SW 3 | SW 2 | 0 | $5^0$ | $6^0$ | — | ⊿ |
| 26 | 31.2 | 30.1 | 30.5 | 13.4 | 22.4 | 14.1 | 23.5 | 9.5 | 9.1 | 9.9 | 8.7 | 80 | 50 | 73 | SW 1 | SW 3 | SW 2 | $8^0$ | $4^0$ | $2^0$ | — | ⊿ |
| 27 | 31.2 | 31.2 | 32.5 | 12.6 | 20.8 | 13.8 | 21.8 | 10.2 | 8.7 | 9.3 | 7.8 | 81 | 51 | 67 | SW 1 | SW 3 | SSW 1 | $10^1$ | $2^1$ | 0 | — | ⊿ |
| 28 | 34.1 | 33.7 | 33.4 | 12.1 | 21.6 | 12.7 | 22.5 | 8.2 | 7.1 | 8.3 | 7.0 | 68 | 43 | 65 | SSW 1 | SW 4 | SW 3 | 0 | 0 | 0 | — | ⊿ |
| 29 | 32.0 | 29.7 | 29.8 | 10.2 | 24.7 | 20.0 | 27.2 | 7.8 | 7.6 | 8.5 | 6.4 | 82 | 37 | 37 | S 3 | S 4 | SW 2 | 0 | 0 | 0 | — | ⊿ |
| 30 | 29.6 | **28.8** | 30.2 | 12.8 | 29.2 | 16.0 | **30.5** | 11.3 | 8.0 | 10.4 | 9.1 | 73 | 34 | 66 | SE 3 | S 3 | E 1 | 0 | $2^0$ | 0 | — | |
| Pro. Mit. | 33.2 | 32.2 | 33.0 | 11.9 | 21.4 | 13.9 | 22.6 | 8.7 | 8.0 | 8.7 | 7.8 | 77 | 47 | 67 | 2.6 | 3.6 | 1.7 | 5.4 | 4.1 | 2.4 | 15.5 | |

Barómetro reducido a 0°C y a gravedad normal. Barometer reduciert auf 0°C und Normals

(1) interv 11a30-5p20, △² 5p. (2) 0p1(-1p40; ⊿⁰ am y III. (3) interv desde las 7p30.

## TIAGO (H=520 m) — NOVIEMBRE 1912 — φ = 33° 27′ S — λ = 70° 42′ W — $h_a$ = 11.1 m

| mp. a la temp. Temp. Freien. | Velocidad del viento (Windgeschwindigkeit) m/minuto | | | km | | | | | Nubes (clase y dirección) (Wolken (Art und Richtung)) | | | Agua caída (Niederschlag) mm | | | Evaporación (Verdunstung) mm | | | |
|---|---|---|---|---|---|---|---|---|---|---|---|---|---|---|---|---|---|---|
| x. Min. | 7a | 2p | 9p | 9p-7a | 7a-2p | 2p-9p | 7a-7a | k/1h | 7a | 2p | 9p | 7a | 2p | 9p | 7a | 2p | 9p | 7a-7a |
| 0 5.0 | 108 | 255 | 133 | 61.6 | 74.0 | 63.8 | **188.1** | **7.8** | fr-cu, str | cu NW y S, str-cu | cu | — | — | — | 0.2 | 0.9 | 0.7 | 1.7 |
| 7 4.5 | 28 | 156 | 56 | 41.2 | 42.5 | 68.8 | 179.0 | 7.5 | cu SW y NE, str- | cu-ni, str-cu N | cu | — | — | — | 0.3 | 0.7 | 0.4 | 1.9 |
| 7 2.5 | 70 | 193 | 168 | 30.9 | 54.1 | 62.0 | 142.2 | 5.9 | cu [cu | cu | cu | 0.0 | — | — | 0.2 | 1.0 | 1.0 | 1.3 |
| 0 5.9 | 70 | 143 | 56 | 22.4 | 51.2 | 59.9 | 138.5 | 5.8 | ni N, str-cu | cu N, cu-ni N, str- | cu S, cu-ni | — | 0.0 | 1.1 | 0.1 | 0.5 | 0.9 | 2.1 |
| 5 **0.9** | 25 | 193 | 0 | 15.1 | 59.7 | 45.4 | 126.2 | 5.3 | cu | cu [cu | | — | — | — | 0.1 | 0.9 | 1.0 | 1.5 |
| 0 1.6 | 85 | 201 | 28 | 16.6 | 66.4 | 43.1 | 121.7 | 5.1 | str | cu | | — | — | — | 0.2 | 1.3 | 1.1 | 2.1 |
| 7 4.5 | 78 | 159 | 0 | 19.6 | 55.1 | 65.4 | 129.1 | 5.4 | | str | | — | — | — | 0.1 | 2.7 | 1.7 | 2.5 |
| 6 5.0 | 94 | 237 | 125 | 16.1 | 73.4 | 76.6 | 136.6 | 5.7 | | | | — | — | — | 0.1 | 2.0 | 1.4 | **4.5** |
| 5 6.5 | 88 | 250 | 108 | 19.4 | 69.9 | 71.9 | 169.4 | 7.1 | | cu | | — | — | — | 0.1 | 1.5 | 1.2 | 3.5 |
| 6 7.8 | 56 | 229 | 78 | 12.3 | 66.4 | 67.1 | 154.1 | 6.4 | | cu-ca, cu | str | — | — | — | 0.2 | 1.6 | 1.6 | 2.9 |
| 8 9.7 | 70 | 240 | 90 | 16.8 | 66.3 | 75.0 | 150.3 | 6.3 | cu, ci-str NW | cu-ca [NW, ci-cu | | — | — | — | 0.2 | 1.2 | 1.3 | 3.4 |
| 5 9.1 | 49 | 146 | 56 | 19.9 | 41.8 | 56.6 | 161.2 | 6.7 | cu-ni W, str-cu | a-cu NW, ci-str | cu, str | — | — | — | 0.2 | 0.8 | 1.1 | 2.7 |
| 4 7.1 | 82 | **287** | 73 | 9.9 | 78.0 | 81.7 | **108.3** | **4.5** | fr-cu W, ci-str W | cu, ci-cu W, ci-str | ci-str N | — | — | — | 0.3 | 2.1 | 1.1 | 2.2 |
| 7 6.0 | 45 | 70 | 0 | 17.9 | 51.9 | 41.8 | 177.6 | 7.4 | ni S | cu-ni S, ni S [W | cu S, str-cu | — | 0.0 | — | 0.1 | 0.2 | 0.3 | 3.3 |
| 7 4.5 | 59 | 42 | 97 | 17.2 | 48.1 | 64.1 | 110.9 | 4.6 | fr-cu, ci-str | str-cu, a-cu W | ci-str NW | — | — | — | 0.1 | 1.4 | 1.2 | **0.6** |
| 1 4.4 | 108 | 217 | 85 | 29.3 | 77.8 | 68.0 | 141.5 | 5.9 | str | a-cu NW, ci-str | cu S | — | — | — | 0.1 | 0.6 | 0.7 | 2.7 |
| 0 7.0 | 28 | 179 | 97 | 32.7 | 45.8 | 60.5 | 178.5 | 7.4 | cu-ni NW | cu W, str-cu | | — | — | — | 0.2 | 0.8 | 0.9 | 1.5 |
| 3 7.7 | 70 | 135 | 146 | 28.5 | 58.0 | 75.0 | 134.8 | 5.6 | ni S | cu SW y NE, str- | cu N, cu-ni | — | — | — | 0.1 | 1.1 | 1.1 | 1.8 |
| 1 5.0 | 28 | 232 | 70 | 27.5 | 66.2 | 57.2 | 160.5 | 6.7 | | cu [cu | | — | — | — | 0.3 | 1.5 | 1.4 | 2.5 |
| 8 5.0 | 78 | 171 | 0 | 15.9 | 56.1 | 67.9 | 139.3 | 5.8 | fr-cu | cu | | — | — | — | 0.3 | 1.6 | 1.7 | 3.2 |
| 0 3.0 | 44 | 179 | 0 | 9.7 | 60.4 | 65.3 | 133.7 | 5.6 | ci-str | ci W | | — | — | — | 0.3 | 1.9 | 1.9 | 3.6 |
| 5 4.6 | 92 | 183 | 0 | 15.5 | 64.3 | 62.6 | 141.2 | 5.9 | cu, ci-str | ci-cu NW, ci-str | str-cu | — | — | — | 0.4 | 1.8 | 1.8 | 4.2 |
| 2 7.1 | 70 | 168 | 128 | 22.0 | 69.2 | 62.6 | 148.9 | 6.2 | ci-str | cu, str-cu, ci-str | ci | — | — | — | 0.2 | 1.5 | 1.6 | 3.8 |
| 1 4.6 | 68 | 146 | 45 | 15.5 | 53.1 | 57.1 | 147.3 | 6.1 | cu | cu | | — | — | — | 0.3 | 2.1 | 1.9 | 3.4 |
| 5 6.5 | 88 | 189 | 133 | 11.3 | 70.4 | 77.4 | 121.5 | 5.1 | | cu, ci | ci | — | — | — | 0.3 | 2.4 | 1.8 | 4.3 |
| 1 5.0 | 102 | 240 | 63 | 20.2 | 68.3 | 69.9 | 168.0 | 7.0 | cu W, str-cu, ci | str-cu | | — | — | — | 0.2 | 1.6 | 1.6 | 4.4 |
| 0 5.4 | 130 | 174 | 146 | 26.5 | 74.0 | 61.1 | 164.7 | 6.9 | cu, str-cu NW, ci- | str-cu NW, a-cu | | — | — | — | 0.2 | 1.2 | 1.3 | 3.4 |
| 0 5.7 | 52 | 180 | 171 | 31.4 | 64.0 | 67.3 | 166.5 | 6.9 | cu [cu NW | cu, str-cu [NW | | — | — | — | 0.3 | 1.7 | 1.6 | 2.8 |
| 6 5.0 | 28 | 193 | 14 | 26.6 | 55.5 | 59.9 | 157.9 | 6.6 | | fr-cu | | — | — | — | 0.2 | 2.2 | 1.9 | 3.5 |
| 2 6.1 | 51 | 265 | 59 | 9.9 | 69.9 | 79.2 | 125.3 | 5.2 | | cu | | — | — | — | 0.3 | 2.3 | 1.5 | 4.4 |
| 0.3 5.4 | 68 | 188 | 74 | 22.0 | 61.7 | 64.5 | 147.4 | 6.1 | | | | 0.0 | 0.0 | 1.1 | 6.2 | 43.1 | 38.7 | 85.7 |

## N FERNANDO (H=335 m) — NOVIEMBRE 1912 — φ = 34° 35′ S — λ = 71° 04′ W — $h_a$ = —

| | | | | | | | | | | | | | | | | | | |
|---|---|---|---|---|---|---|---|---|---|---|---|---|---|---|---|---|---|---|
| | | | | | | | | | str | str-cu NW, ci NW | | — | — | — | | | | |
| | | | | | | | | | str N, ci NW | cu-ni, str-cu N | str-cu | — | — | 10.0 | | | | |
| | | | | | | | | | str NW | str N, ci W | cu-ni | 0.5 | — | — | | | | |
| | | | | | | | | | str | cu-ni SE | | — | 1.0 | 4.0 | | | | |
| | | | | | | | | | | | | — | — | — | | | | |
| | | | | | | | | | ci-cu | str-cu | | — | — | — | | | | |
| | | | | | | | | | str S | | | — | — | — | | | | |
| | | | | | | | | | | | | — | — | — | | | | |
| | | | | | | | | | str W | cu | | — | — | — | | | | |
| | | | | | | | | | str S | str SW | str S | — | — | — | | | | |
| | | | | | | | | | ci-str NE | str | | — | — | — | | | | |
| | | | | | | | | | str | str, ci | str | — | — | — | | | | |
| | | | | | | | | | str | ci-cu | ci | — | — | — | | | | |
| | | | | | | | | | str NW, ci | str-cu N | | — | — | — | | | | |
| | | | | | | | | | str W | cu W, ci | ci | — | — | — | | | | |
| | | | | | | | | | str | str W | ci NW | — | — | — | | | | |
| | | | | | | | | | str N | str-cu N | str, ci | — | — | — | | | | |
| | | | | | | | | | str | str | str | — | — | — | | | | |
| | | | | | | | | | | | ci W | — | — | — | | | | |
| | | | | | | | | | str | ci | | — | — | — | | | | |
| | | | | | | | | | str S | ci | | — | — | — | | | | |
| | | | | | | | | | ci-cu W | ci | | — | — | — | | | | |
| | | | | | | | | | str S | ci W | | — | — | — | | | | |
| | | | | | | | | | | | | — | — | — | | | | |
| | | | | | | | | | | ci W | ci | — | — | — | | | | |
| | | | | | | | | | ci-cu W | ci W | ci | — | — | — | | | | |
| | | | | | | | | | str-cu N | str N | | — | — | — | | | | |
| | | | | | | | | | | str-cu | | — | — | — | | | | |
| | | | | | | | | | | | | — | — | — | | | | |
| | | | | | | | | | | ci | | — | — | — | | | | |
| | | | | | | | | | | | | 0.5 | 1.0 | 14.0 | | | | |

Las observaciones se efectuaron según hora oficial de Chile (75° de long.)

Alle Beobachtungen nach chilenischer Einheitszeit (75° Länge).

**TALCA** (H = 100 m) **NOVIEMBRE 1912** φ = 35° 25′ S λ = 71° 47′ W $C_g$ =

| Día Tag | Barómetro Barometer 700 mm + 7a | 2p | 9p | Temperatura del aire Lufttemperatur C° 7a | 2p | 9p | Max. | Min. | Humedad absoluta Absolute Feuchtigkeit mm 7a | 2p | 9p | Humedad relativa Relative Feuchtigkeit % 7a | 2p | 9p | Dirección y fuerza del viento Richtung und Stärke des Windes 0—12 B. 7a | 2p | 9p | Nebulosidad Bewölkung 0—10 7a | 2p | 9p | Agua caída Niederschlag mm 7a-7a | Notas Bemerkungen |
|---|---|---|---|---|---|---|---|---|---|---|---|---|---|---|---|---|---|---|---|---|---|---|
| 1 | 56.1 | 55.1 | 56.2 | 11.2 | 21.2 | 11.8 | 24.5 | 5.5 | 6.4 | 6.6 | 6.8 | 65 | 35 | 65 | C 0 | SSW 1 | C 0 | 0 | $5^1$ | 4 | — | |
| 2 | 55.1 | 54.5 | 58.6 | 12.7 | 19.4 | 14.2 | 23.6 | 4.5 | 6.5 | 7.5 | 7.6 | 59 | 45 | 63 | C 0 | C 0 | S 1 | $1^0$ | $8^1$ | $10^2$ | — | ● ch 11p10 |
| 3 | 58.3 | 57.3 | 57.1 | 14.2 | 17.4 | 11.2 | 23.5 | 8.0 | 8.3 | 6.3 | 9.0 | 69 | 42 | 91 | C 0 | SSW 3 | C 0 | 0 | $10^2$ | $10^2$ | 0.0 | ● ch 4p-5p |
| 4 | 59.1 | 57.5 | 60.9 | 9.6 | 21.6 | 8.5 | 22.5 | 8.5 | 6.6 | 8.1 | 6.7 | 74 | 42 | 74 | S 2 | C 0 | C 0 | $10^2$ | 0 | 0 | 2.3 | ⌐ $^2$ |
| 5 | **62.7** | 59.0 | 58.8 | 9.5 | 21.2 | 12.4 | 23.0 | **3.0** | 5.8 | **4.0** | 6.7 | 66 | **22** | 62 | C 0 | C 0 | C 0 | $1^0$ | 0 | 0 | — | |
| 6 | 58.5 | 55.3 | 57.0 | 11.8 | 22.2 | 14.0 | 25.0 | 8.5 | 6.8 | 9.5 | 8.1 | 65 | 48 | 68 | C 0 | C 0 | S 1 | $6^1$ | $5^1$ | 0 | — | |
| 7 | 59.9 | 55.4 | 53.3 | 11.1 | 24.4 | 16.8 | 26.6 | 6.0 | 6.7 | 7.8 | 7.4 | 69 | 34 | 52 | S 2 | S 3 | S 1 | 0 | $2^0$ | 0 | — | |
| 8 | 51.9 | 51.1 | 53.0 | 15.2 | 26.7 | 16.7 | 30.0 | 7.3 | 7.9 | 9.9 | 9.6 | 62 | 38 | 68 | S 1 | S 1 | C 0 | 0 | 0 | 0 | — | |
| 9 | 54.9 | 52.6 | 53.7 | 14.7 | 26.8 | 17.1 | 30.0 | 8.5 | 9.7 | 8.0 | 10.0 | 78 | 31 | 69 | NW 1 | W 1 | C 0 | $2^1$ | $2^0$ | 0 | — | |
| 10 | 54.7 | 51.3 | 51.5 | 14.4 | 27.2 | 19.2 | 29.5 | 10.0 | 9.5 | 8.8 | 9.1 | 78 | 33 | 55 | S 1 | SW 1 | C 0 | $6^1$ | $8^1$ | 3 | — | |
| 11 | 54.2 | 53.8 | 53.7 | 15.8 | 27.0 | 18.2 | 30.0 | 12.0 | 9.1 | 9.2 | 8.6 | 68 | 35 | 56 | C 0 | S 1 | S 1 | $9^1$ | $2^0$ | 1 | — | ▭ blancos NNE |
| 12 | 54.5 | 53.6 | 53.8 | 12.4 | 26.8 | 16.6 | 30.5 | 9.6 | 7.5 | 8.2 | 5.9 | 70 | 31 | 42 | C 0 | S 1 | C 0 | $9^1$ | $7^0$ | 0 | — | |
| 13 | 52.9 | 51.1 | 51.1 | 13.2 | 25.1 | 15.0 | 27.5 | 10.0 | 8.5 | 6.9 | 7.1 | 75 | 29 | 56 | C 0 | C 0 | C 0 | $9^0$ | $10^0$ | 0 | — | |
| 14 | 53.2 | 53.6 | 56.8 | 14.0 | 22.2 | 15.2 | 26.5 | 8.0 | 9.0 | 7.8 | 7.1 | 75 | 39 | 55 | C 0 | C 0 | C 0 | 0 | 0 | $9^1$ | — | |
| 15 | 57.4 | 53.1 | 53.5 | 14.1 | 23.4 | 16.8 | 25.5 | 8.0 | 9.1 | 9.1 | 8.1 | 76 | 42 | 57 | S 1 | S 1 | C 0 | $10^0$ | $10^0$ | 0 | — | |
| 16 | 55.7 | 55.2 | 55.6 | 13.0 | 16.2 | 13.9 | 17.5 | 10.2 | 9.0 | 8.5 | 8.6 | 81 | 62 | 72 | N 2 | N 2 | C 0 | $10^1$ | $10^1$ | $10^2$ | — | |
| 17 | 55.9 | 56.0 | 56.0 | 12.4 | 14.9 | 14.1 | 14.9 | 10.5 | 8.9 | 11.2 | **11.9** | 83 | 89 | **99** | N 1 | N 1 | C 0 | $10^2$ | $10^2$ | $10^2$ | — | ● 7a15-n |
| 18 | 56.5 | 55.7 | 57.8 | 16.2 | 20.8 | 12.6 | 21.5 | 10.5 | 10.3 | 9.4 | 9.5 | 75 | 52 | 87 | C 0 | N 1 | C 0 | $9^2$ | $5^1$ | $3^1$ | **20.6** | ● ch 10a20; ⌀ 3 |
| 19 | 58.0 | 56.1 | 57.3 | 13.6 | 22.8 | 15.6 | 24.0 | 7.5 | 9.7 | 9.9 | 9.6 | 83 | 48 | 73 | SSE 1 | S 2 | S 1 | $8^1$ | $1^1$ | 0 | 0.8 | ⌐ $^2$ |
| 20 | 60.4 | 56.5 | 56.9 | 12.5 | 23.2 | 13.4 | 24.0 | 8.0 | 7.9 | 7.3 | 7.9 | 73 | 35 | 69 | S 3 | S 4 | S 3 | 0 | $2^0$ | 0 | — | |
| 21 | 57.1 | 54.1 | 54.2 | 12.6 | 24.5 | 18.3 | 26.4 | 7.5 | 7.9 | 8.2 | 6.9 | 72 | 36 | 44 | S 1 | S 3 | S 1 | $5^0$ | $6^0$ | $8^0$ | — | |
| 22 | 54.4 | 53.0 | 55.1 | 14.6 | 27.6 | 16.6 | 28.1 | 11.5 | 5.6 | 10.8 | 9.6 | 45 | 39 | 68 | S 1 | S 4 | S 1 | $2^1$ | $3^1$ | 0 | — | |
| 23 | 57.3 | 55.6 | 57.2 | 14.8 | 24.0 | 14.8 | 24.5 | 9.0 | 7.7 | 5.9 | 7.2 | 61 | 27 | 58 | S 2 | S 2 | C 0 | 0 | $7^1$ | 10 | — | |
| 24 | 55.8 | 51.0 | 51.4 | 16.1 | 27.8 | 17.2 | 29.1 | 7.0 | 8.4 | 4.9 | 7.2 | 62 | 56 | 49 | C 0 | C 0 | S 1 | 0 | 0 | 0 | — | |
| 25 | 51.8 | 50.8 | 53.1 | 16.8 | 27.8 | 16.4 | 29.5 | 9.2 | 7.1 | 9.1 | 8.5 | 50 | 33 | 61 | C 0 | C 0 | C 0 | $3^0$ | $9^1$ | $10^1$ | — | |
| 26 | 54.3 | 53.6 | 53.0 | 15.0 | 22.8 | 16.0 | 24.0 | 9.5 | 9.7 | 11.0 | 6.9 | 76 | 53 | 51 | C 0 | C 0 | S 1 | $10^1$ | $9^1$ | $9^2$ | — | |
| 27 | 54.3 | 54.7 | 54.4 | 14.2 | 21.8 | 15.1 | 23.5 | 11.9 | 9.1 | 8.3 | 8.1 | 76 | 43 | 63 | C 0 | C 0 | S 2 | $10^2$ | $2^1$ | 0 | — | |
| 28 | 57.3 | 57.2 | 57.2 | 12.8 | 23.4 | 16.4 | 25.0 | 8.5 | 7.5 | 7.2 | 6.0 | 64 | 34 | 43 | S 2 | S 2 | S 2 | 0 | 0 | 0 | — | |
| 29 | 55.3 | 51.4 | 51.5 | 13.2 | 29.6 | 20.4 | 30.0 | 7.3 | 7.1 | 7.0 | 7.5 | 63 | 23 | 42 | S 1 | S 5 | C 0 | 0 | $5^1$ | 0 | — | |
| 30 | 52.5 | **49.3** | 50.3 | 16.8 | 31.8 | 20.8 | **32.0** | 11.0 | 8.8 | 10.0 | 8.5 | 62 | 29 | 47 | S 1 | S 1 | N 1 | 0 | $2^0$ | 0 | — | |
| Pro. Mit. | 56.0 | 54.2 | 55.0 | 13.6 | 23.7 | 15.5 | 25.7 | 8.6 | 8.1 | 8.2 | 8.0 | 69 | 40 | 62 | 0.8 | 1.3 | 0.6 | 4.3 | 4.7 | 3.2 | 23.7 | |

**PUNTA CARRANZA** (H = 30 m) **NOVIEMBRE 1912** φ = 35° 36′ S λ = 72° 38′ W $C_g$ =

| | | | | | | | | | | | | | | | | | | | | | | |
|---|---|---|---|---|---|---|---|---|---|---|---|---|---|---|---|---|---|---|---|---|---|---|
| 1 | 62.4 | 61.7 | 61.6 | 11.0 | 16.0 | 12.0 | 16.5 | **5.0** | 7.4 | 9.1 | 8.0 | 75 | 66 | 76 | SE 1 | WSW 2 | SSW 2 | $5^0$ | $4^0$ | 0 | — | |
| 2 | 61.9 | 61.9 | 63.0 | 15.0 | 15.2 | 12.0 | 17.5 | 6.5 | 8.6 | 8.8 | 9.2 | 68 | 68 | 89 | SSW 1 | SW 3 | SW 1 | 0 | 0 | 0 | — | ⌐ $^1$ |
| 3 | 64.0 | 63.4 | 62.2 | 12.0 | 13.0 | 12.0 | 13.8 | 9.0 | 9.2 | 9.8 | 9.2 | 89 | 89 | 89 | N 3 | NNE 3 | SSW 3 | $6^0$ | $10^1$ | 0 | — | ● $^0$ 11a40-0p30, 4p-6 |
| 4 | 62.3 | 63.1 | 64.3 | 11.2 | 12.0 | 12.0 | 13.8 | 7.1 | 8.2 | **6.8** | 8.0 | 83 | 65 | 76 | SSW 3 | SW 4 | S 7 | $2^0$ | 0 | 0 | 1.2 | ⌐ $^1$ |
| 5 | **64.9** | 63.8 | 63.8 | 10.0 | 14.0 | 13.0 | 15.2 | 7.0 | **6.8** | 10.6 | 9.8 | 74 | 90 | 89 | S 3 | S 3 | SW 3 | 0 | 0 | 0 | — | ⌐ $^1$ |
| 6 | 62.9 | 61.7 | 62.1 | 12.0 | 15.0 | 12.0 | 17.2 | 5.5 | 8.0 | 11.3 | 8.0 | 76 | 89 | 76 | S 1 | S 2 | SSW 7 | $10^0$ | 0 | 0 | — | ⌐ $^1$ |
| 7 | 62.3 | 58.0 | 58.1 | 13.8 | 15.8 | 12.0 | 16.0 | 7.5 | 7.4 | 10.3 | 8.0 | 62 | 77 | 76 | SW 3 | SW 4 | SSW 5 | 0 | 0 | 0 | — | ⌐ $^1$ |
| 8 | **55.1** | 56.5 | 58.4 | 15.0 | 18.6 | 13.0 | **19.0** | 8.5 | 8.9 | 11.1 | 9.8 | 70 | 70 | 89 | SSW 3 | W 1 | NNE 2 | 0 | 0 | $6^0$ | — | ⌐ $^0$ am, ≡ $^0$ 9p |
| 9 | 59.6 | 59.4 | 59.3 | 12.0 | 16.0 | 11.8 | 17.0 | 10.2 | 9.2 | 12.1 | 9.1 | 89 | 89 | 88 | NNE 1 | SW 3 | SW 6 | $10^1$ | $4^0$ | 0 | — | ≡ $^1$ I |
| 10 | 58.3 | 57.6 | 57.1 | 14.0 | 14.0 | 13.0 | 15.2 | 9.0 | 10.3 | 9.2 | 9.3 | 87 | 78 | 85 | SW 3 | SW 3 | SSW 3 | $2^0$ | 0 | 0 | — | ⌐ $^1$ |
| 11 | 57.0 | 57.9 | 59.0 | 12.8 | 16.0 | 12.0 | 17.2 | 9.8 | 10.0 | 10.7 | 9.2 | 91 | 79 | 89 | SW 3 | SW 2 | SSW 2 | $8^1$ | $2^0$ | 0 | — | |
| 12 | 58.7 | 58.0 | 58.2 | 12.2 | 14.0 | 11.8 | 15.2 | 9.0 | 8.3 | 9.2 | 8.3 | 79 | 78 | 81 | SSW 3 | SW 4 | SSW 6 | $7^0$ | 0 | 0 | — | ⌐ $^1$ |
| 13 | 56.7 | 57.6 | 56.4 | 13.0 | 13.6 | 11.6 | 14.0 | 9.0 | 8.8 | 8.5 | 8.7 | 80 | 73 | 86 | SW 3 | SW 3 | SW 6 | $5^0$ | $8^0$ | $4^0$ | — | ⌐ $^1$ |
| 14 | 57.1 | 58.5 | 61.5 | 13.8 | 16.0 | 11.4 | 17.3 | 8.2 | 9.4 | 10.7 | 8.8 | 80 | 79 | 88 | SW 1 | SSW 2 | SSW 1 | $2^0$ | 0 | 0 | — | ⌐ $^1$ |
| 15 | 61.6 | 60.0 | 59.4 | 12.6 | 15.0 | 11.0 | 15.3 | 7.5 | 8.8 | 8.6 | 8.6 | 82 | 68 | 87 | SW 2 | SW 2 | S 1 | $8^0$ | $10^0$ | 0 | — | ⌐ $^2$ |
| 16 | 59.4 | 60.2 | 59.4 | 11.8 | 13.2 | 13.0 | 13.5 | 9.0 | 9.3 | 9.0 | 8.6 | 91 | 80 | 77 | NNE 1 | NNE 1 | NE 2 | $10^1$ | $10^1$ | $10^2$ | — | |
| 17 | 58.2 | 59.5 | 59.9 | 12.8 | 13.0 | 13.0 | 13.8 | 11.0 | 8.7 | 10.6 | 11.2 | 80 | 96 | **00** | NNE 3 | NNE 4 | NNE 2 | $10^2$ | $10^2$ | $10^2$ | **4.3** | ● $^0$ 4a20-5p; ≡ $^2$ 5p-8 |
| 18 | 60.3 | 61.6 | 62.5 | 13.2 | 17.8 | 13.8 | 17.9 | 11.2 | 10.8 | **12.7** | 10.7 | 96 | 84 | 92 | NNE 1 | NNW 1 | SSE 1 | $8^1$ | $2^0$ | $2^0$ | 2.5 | ≡ $^2$ am |
| 19 | 62.5 | 62.5 | 62.2 | 15.0 | 16.0 | 12.6 | 16.5 | 9.5 | 9.9 | 10.7 | 8.6 | 78 | 79 | 80 | SSE 1 | SW 4 | SW 7 | 0 | 0 | 0 | — | ⌐ $^2$ |
| 20 | 63.7 | 62.3 | 61.6 | 13.0 | 14.2 | 12.4 | 14.5 | 8.0 | 9.8 | 8.1 | 8.7 | 89 | 67 | 82 | SW 4 | SW 8 | SW 9 | 0 | 0 | 3 | — | |
| 21 | 62.1 | 59.7 | 59.6 | 13.2 | 13.8 | 13.0 | 16.1 | 8.1 | 9.7 | 9.6 | 9.8 | 87 | 82 | 89 | SW 2 | SSW 4 | WSW 5 | 0 | 0 | 0 | — | ⌐ $^0$ |
| 22 | 58.0 | 58.7 | 60.2 | 11.4 | 15.0 | 13.0 | 16.4 | 8.2 | 8.3 | 9.9 | 9.8 | 83 | 78 | 89 | SW 6 | SW 6 | SSW 3 | 0 | 0 | 0 | — | ⌐ $^1$; ≡ 3p-7p |
| 23 | 62.0 | 61.1 | 61.2 | 13.0 | 14.0 | 13.0 | 16.0 | 8.4 | 8.8 | 10.6 | 8.6 | 80 | 90 | 77 | S 2 | SW 5 | SSW 7 | 0 | 0 | 0 | — | |
| 24 | 60.5 | 59.7 | 61.0 | 13.0 | 14.0 | 13.0 | 16.1 | 8.2 | 9.8 | 10.8 | 9.8 | 89 | 92 | 89 | SW 2 | SW 5 | SW 6 | 0 | 0 | 0 | — | |
| 25 | 58.1 | 57.1 | 56.8 | 11.0 | 16.6 | 13.0 | 17.1 | 8.4 | 8.6 | 10.3 | 10.1 | 87 | 73 | 91 | SW 2 | SW 1 | N 2 | 0 | $4^0$ | $6^0$ | — | ⌐ $^2$ |
| 26 | 57.9 | 58.2 | 57.9 | 14.0 | 18.4 | 14.0 | **19.0** | 8.0 | 9.2 | 12.1 | 10.6 | 78 | 77 | 90 | NW 1 | WNW 1 | C 0 | $10^1$ | $8^0$ | 0 | — | ≡ $^2$ 4a10-8a20 |
| 27 | 58.1 | 58.9 | 58.3 | 13.0 | 16.0 | 13.4 | 18.0 | 8.3 | 10.1 | 11.0 | 7.3 | 91 | 81 | 64 | W 1 | SW 5 | SW 7 | $10^1$ | $4^0$ | 0 | — | |
| 28 | 61.6 | 62.0 | 61.6 | 13.0 | 13.8 | 12.2 | 14.2 | 9.0 | 6.9 | 8.1 | 8.1 | 62 | 69 | 76 | SW 4 | SW 5 | SW 8 | 0 | 0 | 0 | — | |
| 29 | 58.8 | 56.1 | 56.3 | 13.8 | 14.6 | 14.2 | 14.8 | 9.3 | 6.9 | 9.7 | 8.1 | **59** | 78 | 67 | SW 7 | SW 7 | SW 6 | 0 | $2^0$ | 0 | — | |
| 30 | 55.9 | 57.4 | 56.3 | 14.0 | 15.0 | 12.0 | 15.8 | 9.5 | 9.2 | 11.3 | 9.2 | 78 | 89 | 89 | SSW 2 | SW 3 | WSW 1 | 0 | $4^1$ | 0 | — | |
| Pro. Mit. | 60.1 | 59.8 | 60.0 | 12.8 | 15.0 | 12.5 | 16.0 | 8.4 | 8.8 | 10.0 | 9.0 | 80 | 79 | 84 | 2.4 | 3.3 | 4.0 | 3.8 | 2.7 | 1.4 | 8.0 | |

Barómetro reducido a 0°C y a gravedad normal

Barometer reduciert auf 0°C und Normal

CA (H = 100 m) **NOVIEMBRE 1912** φ = 35° 25′ S λ = 71° 47′ W $h_a$ = 2.9 m

| p. a la temp. Temp. Freien. | Velocidad del viento Windgeschwindigkeit | | | | | | | | Nubes (clase y dirección) Wolken (Art und Richtung) | | | Agua caída Niederschlag | | | Evaporación Verdunstung | | | |
|---|---|---|---|---|---|---|---|---|---|---|---|---|---|---|---|---|---|---|
| | m/minuto | | | km | | | | | | | | mm | | | mm | | | |
| x. Min. | 7a | 2p | 9p | 9p-7a | 7a-2p | 2p-9p | 7a-7a | k/1h | 7a | 2p | 9p | 7a | 2p | 9p | 7a | 2p | 9p | 7a-7a |
| 9 4.0 | 0 | 35 | 0 | 6.9 | 15.0 | 11.1 | 42.4 | 1.8 | | ci-cu S | ci-cu | — | — | — | 0.6 | 2.0 | 0.7 | 2.6 |
| 3 3.0 | 0 | 20 | 39 | 3.4 | 10.6 | 21.7 | **29.5** | **1.2** | ci S | fr-cu NW | fr-ni | — | — | — | 0.3 | 1.0 | 0.5 | 3.0 |
| 0 7.0 | 0 | 176 | 0 | 32.3 | 29.1 | 15.7 | 64.6 | 2.7 | | fr-cu | fr-cu | 0.0 | — | 2.3 | 1.1 | 1.2 | 0.4 | 2.6 |
| 4 7.0 | 100 | 0 | 0 | 10.9 | 13.4 | 20.6 | 55.7 | 2.3 | a-str WSW | | | — | — | — | 0.0 | 0.6 | 1.2 | 1.6 |
| 8 **1.5** | 0 | 20 | 29 | 3.9 | 21.4 | 13.6 | 37.9 | 1.6 | ci E | | | — | — | — | 0.4 | 1.0 | 1.0 | 2.2 |
| 2 7.1 | 0 | 27 | 66 | 3.4 | 21.3 | 20.9 | 38.4 | 1.6 | fr-cu WSW | fr-cu NNW | | — | — | — | 0.4 | 1.6 | 1.1 | 2.4 |
| 3 4.5 | 130 | 200 | 69 | 15.7 | 37.0 | 50.8 | 57.9 | 2.4 | | ci SW | | — | — | — | 0.6 | 1.8 | 0.6 | 3.3 |
| 9 6.5 | 70 | 54 | 0 | 48.0 | 25.9 | 57.3 | 135.8 | 5.7 | | | | — | — | — | 0.6 | 1.4 | 2.4 | 3.0 |
| 0 7.5 | 76 | 36 | 0 | 17.8 | 37.2 | 27.8 | 101.0 | 4.2 | cu NW | ci S | | — | — | — | 0.4 | 1.4 | 1.2 | 4.2 |
| 5 9.0 | 80 | 63 | 0 | 25.5 | 38.7 | 17.3 | 90.5 | 3.8 | ci-cu SW | fr-cu SW | fr-cu | — | — | — | 0.4 | 1.2 | 1.0 | 3.0 |
| 8 10.5 | 25 | 30 | 69 | 9.8 | 39.9 | 18.3 | 65.8 | 2.7 | a-str S | ci S | ci | — | — | — | 0.6 | 2.0 | 0.9 | 2.8 |
| 0 8.1 | 25 | 63 | 0 | 9.9 | 47.8 | 37.0 | 68.1 | 2.8 | a-str SW | ci-cu N | | — | — | — | 0.5 | 1.4 | 1.8 | 3.4 |
| 0 9.4 | 20 | 0 | 0 | 4.4 | 28.1 | 43.8 | 89.2 | 3.7 | ci-cu WNW | ci S | | — | — | — | 0.4 | 1.4 | 1.0 | 3.6 |
| 0 7.0 | 0 | 26 | 29 | 29.9 | 33.4 | 47.0 | 101.8 | 4.2 | | | fr-cu N | — | — | — | 0.7 | 1.4 | 1.8 | 3.1 |
| 0 7.0 | 30 | 39 | 0 | 8.8 | 35.3 | 27.3 | 89.2 | 3.7 | ci-cu W | a-cu SW | | — | — | — | 0.4 | 1.4 | 1.8 | 3.6 |
| 5 9.8 | 150 | 143 | 0 | 51.0 | 47.4 | 11.9 | 113.6 | 4.7 | a-str NW | a-str N | a-str | — | — | — | 0.9 | 0.8 | 0.6 | 4.1 |
| 0 9.5 | 36 | 42 | 0 | 26.8 | 18.9 | 25.3 | 86.1 | 3.6 | cu-ni N | cu-ni N | cu-ni | — | 9.0 | 10.6 | 0.2 | 0.2 | 0.3 | 1.6 |
| 5 10.0 | 10 | 69 | 0 | 23.2 | 12.0 | 12.2 | 67.4 | 2.8 | cu-ni N | a-cu N | a-cu N | 1.0 | 0.8 | — | 0.2 | 0.7 | 0.7 | **0.7** |
| 0 6.5 | 52 | 110 | 90 | 26.6 | 23.2 | 49.5 | 50.8 | 2.1 | a-cu S | cu E | | — | — | — | 0.1 | 1.0 | 1.2 | 1.5 |
| 0 6.4 | 205 | 250 | 204 | 65.5 | 65.5 | 63.5 | 138.2 | 5.8 | | ci S | | — | — | — | 0.6 | 2.4 | 2.0 | 2.8 |
| 5 5.5 | 40 | 220 | 36 | 21.4 | 52.6 | 26.1 | 150.4 | 6.3 | a-str SSW | ci-cu S | ci W | — | — | — | 0.2 | 1.4 | 1.8 | 4.6 |
| 0 10.0 | 50 | 225 | 40 | 44.0 | 53.5 | 44.4 | 122.7 | 5.1 | ci S | a-cu S | | — | — | — | 0.1 | 1.8 | 1.4 | 3.3 |
| 0 8.0 | 150 | 158 | 0 | 49.1 | 57.9 | 39.8 | 147.0 | 6.1 | | a-cu SW | a-cu | — | — | — | 0.4 | 2.2 | 1.6 | 3.6 |
| 5 6.0 | 20 | 0 | 73 | 19.5 | 79.3 | 2.3 | 117.2 | 4.9 | | | | — | — | — | 0.4 | 1.2 | 1.0 | 4.2 |
| 8 7.0 | 15 | 25 | 0 | 24.7 | 18.5 | 22.0 | 106.3 | 4.4 | ci SSW | ci-cu SW | ci-cu | — | — | — | 0.4 | 1.2 | 2.2 | 2.6 |
| 8 8.0 | 0 | 0 | 45 | 22.9 | 10.0 | 19.2 | 63.4 | 2.6 | ci-cu S | ci-cu S | ci-cu | — | — | — | 0.2 | 1.0 | 1.6 | 3.6 |
| 5 10.0 | 0 | 0 | 121 | 11.5 | 23.0 | 28.3 | 40.7 | 1.7 | cu-ni SW | cu SSW | | — | — | — | 0.4 | 1.4 | 1.0 | 3.0 |
| 0 7.5 | 145 | 129 | 130 | 52.2 | 52.6 | 37.7 | 103.5 | 4.3 | | | | — | — | — | 0.6 | 1.6 | 1.4 | 3.0 |
| 0 5.5 | 50 | **305** | 27 | 62.1 | 71.9 | 36.5 | **152.4** | **6.4** | | ci-cu SW | | — | — | — | 0.6 | 2.8 | 2.2 | 3.6 |
| 0 9.6 | 50 | 30 | 36 | 13.1 | 43.9 | 33.6 | 121.5 | 5.1 | | ci W | | — | — | — | 0.8 | 1.6 | 2.2 | **5.8** |
| 0.8 7.3 | 51 | 83 | 37 | 24.8 | 35.5 | 29.4 | 88.3 | 3.7 | | | | 1.0 | 9.8 | 12.9 | 13.5 | 42.1 | 38.6 | 92.4 |

NTA CARRANZA (H = 30 m) **NOVIEMBRE 1912** φ = 35° 36′ S λ = 72° 38′ W $h_a$ = 2 m

| | | | | | | | | | | | | | | | | | | |
|---|---|---|---|---|---|---|---|---|---|---|---|---|---|---|---|---|---|---|
| 80 | 180 | 200 | 84.0 | 70.0 | 118.0 | 703.0 | 29.3 | str | ci-cu | | — | — | — | | | | |
| 80 | 300 | 80 | 102.0 | 82.0 | 63.0 | 290.0 | 12.1 | | | | — | — | — | | | | |
| 330 | 300 | 300 | 82.0 | 128.0 | 90.0 | 227.0 | 9.5 | str-cu | cu-ni N | | — | 0.4 | 0.8 | | | | |
| 300 | 420 | 600 | 37.0 | 187.0 | 250.0 | 255.0 | 10.6 | ci-str | | | — | — | — | | | | |
| 330 | 350 | 340 | 180.0 | 140.0 | 140.0 | 617.0 | 25.7 | | | | — | — | — | | | | |
| 60 | 250 | 700 | 70.0 | 60.0 | 248.0 | 350.0 | 14.6 | cu-ni | | | — | — | — | | | | |
| 300 | 400 | 500 | 152.0 | 225.0 | 276.0 | 460.0 | 19.2 | | | | — | — | — | | | | |
| 300 | 60 | 180 | 156.0 | 71.0 | 49.0 | 657.0 | 27.4 | | | ni | — | — | — | | | | |
| 80 | 300 | 600 | 66.0 | 57.0 | 177.0 | 186.0 | 7.8 | str-cu | str-cu | | — | — | — | 0.4 | 0.2 | 0.2 | |
| 300 | 300 | 300 | 187.0 | 126.0 | 131.0 | 421.0 | 17.5 | ci-str | | | — | — | — | 0.2 | 0.1 | 0.2 | 0.6 |
| 300 | 200 | 200 | 169.0 | 114.0 | 96.0 | 426.0 | 17.7 | cu W, str | ci-cu | | — | — | — | 0.4 | 0.2 | 0.4 | 0.7 |
| 300 | 400 | 600 | 193.0 | 177.0 | 290.0 | 403.0 | 16.8 | ci-str | | | — | — | — | 0.6 | 0.3 | 0.6 | 1.2 |
| 300 | 300 | 600 | 227.0 | 90.0 | 318.0 | 694.0 | 28.9 | ci-str | ci-str | ci-str | — | — | — | 0.8 | 0.2 | 0.5 | 1.7 |
| 80 | 200 | 30 | 208.0 | 77.0 | 70.0 | 616.0 | 25.7 | ci-str | | | — | — | — | 0 6 | 0.2 | 0.5 | 1.3 |
| 200 | 200 | 90 | 14.0 | 84.0 | 100.0 | 161.0 | 6.7 | ci-str | ci-str | | — | — | — | 0.6 | 0.2 | 0.4 | 1.3 |
| 90 | 90 | 200 | 62.0 | 60.0 | 115.0 | 246.0 | 10.2 | cu-ni N | str-cu | str-cu | — | — | — | 0.5 | 0.2 | 0.4 | 1.1 |
| 300 | 400 | 200 | 195.0 | 185.0 | 125.0 | 370.0 | 15.4 | cu-ni N | cu-ni N | cu-ni N | 4.3 | — | — | 0.5 | 0.1 | 0.2 | 1.1 |
| 90 | 100 | 90 | 94.0 | 34.0 | 33.0 | 404.0 | 16.8 | cu-ni N | cu | ci | 0.4 | 2.0 | 0.1 | 0.2 | 0.1 | 0.2 | 0.5 |
| 90 | 420 | 700 | 46.0 | 113.0 | 300.0 | 113.0 | 4.7 | | | | — | — | — | 0.3 | 0.4 | 0.6 | 0.6 |
| 400 | 800 | **900** | 200.0 | 218.0 | 326.0 | 613.0 | 25.5 | | | | — | — | — | 0.7 | 0.3 | 0.6 | 1.7 |
| 200 | 400 | 500 | 131.0 | 180.0 | 215.0 | 675.0 | 28.1 | | | | — | — | — | 0.7 | 0.4 | 0.6 | 1.6 |
| 500 | 550 | 250 | 290.0 | 185.0 | 235.0 | 685.0 | 28.5 | | | | — | — | — | 0.7 | 0.3 | 0.5 | 1.7 |
| 200 | 500 | 700 | 160.0 | 230.0 | 320.0 | 580.0 | 24.2 | | | | — | — | — | 0.6 | 0.2 | 0.3 | 1.4 |
| 200 | 500 | 600 | 190.0 | 300.0 | 200.0 | 740.0 | 30.8 | | | | — | — | — | 0.6 | 0.2 | 0.3 | 1.1 |
| 180 | 190 | 100 | 200.0 | 103.0 | 97.0 | 700.0 | 29.2 | | ci-cu W | ci-cu N | — | — | — | 0.8 | 0.2 | 0.3 | 1.3 |
| 80 | 80 | **0** | 30.0 | 28.0 | 22.0 | 230.0 | 9.6 | str-cu | ci-str | | — | — | — | 0.8 | 0.2 | 0.3 | 1.3 |
| 30 | 500 | 700 | 40.0 | 40.0 | 224.0 | **90.0** | **3.8** | cu-ni W | cu W | | — | — | — | 0.5 | 0.2 | 0.6 | 1.0 |
| 400 | 500 | 800 | 343.0 | 181.0 | 265.0 | 607.0 | 25.3 | | | | — | — | — | 1.1 | 0.5 | 0.9 | 1.9 |
| 700 | 700 | 600 | 200.0 | 282.0 | 279.0 | 646.0 | 26.9 | | ci W | | — | — | — | 1.8 | 0.8 | 1.6 | 3.2 |
| 200 | 300 | 80 | 196.0 | 105.0 | 65.0 | **757.0** | **31.5** | | fr-cu | | — | — | — | 1.8 | 0.3 | 0.6 | 4.2 |
| 233 | 340 | 391 | 143.5 | 131.1 | 174.6 | 464.1 | 19.3 | | | | 4.7 | 2.4 | 0.9 | 15.2 | 5.8 | 10.8 | 30.5 |

las observaciones se efectuaron según hora oficial de Chile (75° de long.)

Allen Beobachtungen nach chilenischer Einheitszeit (75° Länge).

**PUNTA TUMBES** (H = 90 m) **NOVIEMBRE 1912** φ = 36° 36′ S λ = 73° 06′ W $C_g$ =

| Día Tag | Barómetro Barometer 700 mm + 7a | 2p | 9p | Temperatura del aire Lufttemperatur C° 7a | 2p | 9p | Max. | Min. | Humedad absoluta Absolute Feuchtigkeit mm 7a | 2p | 9p | Humedad relativa Relative Feuchtigkeit % 7a | 2p | 9p | Dirección y fuerza del viento Richtung und Stärke des Windes 0—12 B 7a | 2p | 9p | Nebulosidad Bewölkung 0—10 7a | 2p | 9p | Agua caída Niederschlag mm 7a-7a | Notas Bemerkungen |
|---|---|---|---|---|---|---|---|---|---|---|---|---|---|---|---|---|---|---|---|---|---|---|
| 1 | 57.0 | 56.9 | 57.6 | 12.0 | 13.2 | 11.7 | 13.5 | **6.1** | 8.7 | 11.3 | 9.4 | 84 | 00 | 93 | W 1 | W 2 | SW 5 | $1^0$ | $2^1$ | 0 | — | |
| 2 | 57.3 | 57.1 | 59.1 | 11.8 | 14.7 | 12.3 | 15.4 | 8.8 | 9.1 | 10.1 | 9.8 | 88 | 82 | 93 | S 2 | NW 2 | N 4 | $2^1$ | $8^1$ | $6^2$ | — | |
| 3 | 58.5 | 57.9 | 57.7 | 12.0 | 11.2 | 10.1 | 13.2 | 9.5 | 9.9 | 9.2 | 6.7 | 96 | 93 | 73 | N 6 | S 1 | S 4 | $10^2$ | $10^2$ | $2^2$ | 0.0 | ●¹ 6a-MD; ≡ 9a20-2p |
| 4 | 59.2 | 59.7 | 62.0 | 10.3 | 12.9 | 9.4 | 13.0 | 6.3 | **6.2** | 7.3 | 6.3 | **66** | **63** | 71 | S 2 | W 4 | SW 7 | $1^1$ | 0 | 0 | **10.2** | |
| 5 | **62.5** | 60.6 | 59.6 | 11.6 | 12.8 | 11.5 | 13.1 | 11.0 | 7.0 | 8.0 | 9.2 | 69 | 73 | 92 | SSE 3 | NW 4 | SW 2 | $1^1$ | $1^1$ | $10^2$ | — | ●¹ 8p40-MN |
| 6 | 57.8 | 57.5 | 58.6 | 11.5 | 14.0 | 9.8 | 14.8 | 9.2 | 9.5 | 10.0 | 7.3 | 95 | 85 | 82 | NW 1 | WNW 6 | SW 5 | $8^2$ | $1^1$ | 0 | 2.3 | ●¹ MN-1a30; ≡ 0a15 |
| 7 | 58.8 | 57.0 | 54.9 | 11.2 | 14.0 | 12.6 | 14.5 | 9.2 | 6.8 | 9.2 | 7.8 | 68 | 78 | 72 | SSE 3 | SW 6 | S 4 | 0 | 0 | 0 | — | |
| 8 | 51.9 | **51.0** | 53.3 | 13.0 | 14.4 | 11.4 | 15.4 | 9.2 | 8.3 | 10.3 | 9.6 | 75 | 85 | 96 | S 1 | SW 5 | SW 1 | 0 | 0 | 0 | — | |
| 9 | 54.8 | 54.4 | 55.2 | 10.6 | 13.5 | 10.6 | 14.0 | 10.0 | 9.3 | 10.2 | 8.8 | 98 | 89 | 93 | S 3 | W 4 | SW 7 | $10^2$ | 2 | 0 | — | ≡ 8a15-11a30 |
| 10 | 54.7 | 53.0 | 52.7 | 13.6 | 14.2 | 12.0 | 15.2 | 9.0 | 10.0 | 10.2 | 8.7 | 87 | 85 | 84 | S 3 | SW 5 | SW 5 | $6^1$ | $8^1$ | $4^1$ | — | |
| 11 | 52.8 | 53.6 | 54.8 | 10.8 | 15.3 | 10.6 | 15.3 | 9.4 | 8.9 | 10.0 | 7.6 | 93 | 78 | 80 | SW 3 | SW 2 | SW 6 | $6^1$ | $7^1$ | 0 | — | |
| 12 | 55.5 | 54.7 | 55.0 | 9.8 | 12.9 | 11.0 | 14.0 | 7.0 | 7.7 | 8.6 | 7.8 | 86 | 78 | 80 | S 1 | S 3 | S 3 | $2^0$ | $1^0$ | 0 | — | |
| 13 | 54.0 | 52.7 | 52.6 | 10.0 | 13.0 | 10.4 | 13.8 | 6.6 | 8.2 | 9.0 | 8.9 | 89 | 81 | 95 | S 1 | SW 4 | SW 6 | $2^0$ | $7^0$ | 0 | — | |
| 14 | 53.3 | 52.1 | 56.5 | 11.0 | 13.3 | 10.4 | 13.6 | 8.0 | 8.6 | 9.7 | 8.4 | 87 | 86 | 91 | S 3 | SW 4 | W 3 | $1^1$ | $1^0$ | 0 | — | |
| 15 | 57.5 | 54.5 | 54.2 | 11.5 | 14.0 | 11.6 | 14.5 | 7.0 | 8.9 | 9.4 | 9.1 | 88 | 79 | 99 | S 1 | W 2 | W 1 | 8 | 3 | 8 | — | |
| 16 | 54.4 | 54.4 | 53.1 | 12.3 | 13.0 | 11.1 | 14.7 | **6.1** | 9.8 | 9.6 | 9.5 | 93 | 87 | 96 | N 3 | NNE 4 | SW 4 | $9^1$ | $10^1$ | $10^1$ | — | |
| 17 | 52.7 | 53.5 | 54.7 | 12.0 | 12.4 | 11.5 | 13.0 | 10.4 | 10.5 | 10.7 | 10.1 | 00 | 00 | 00 | NE 3 | N 4 | N 4 | $10^2$ | $10^2$ | $10^2$ | — | ≡ a interv 0a30-10p40 |
| 18 | 55.9 | 56.6 | 57.3 | 13.0 | 17.2 | 12.8 | **17.6** | 12.1 | 10.6 | 12.8 | 10.2 | 96 | 88 | 94 | NW 5 | N 3 | W 3 | $8^2$ | $8^2$ | 0 | — | |
| 19 | 58.7 | 58.3 | 59.0 | 12.6 | 14.6 | 11.3 | 14.6 | 10.4 | 10.6 | 9.7 | 7.9 | 98 | 78 | 79 | NW 2 | SW 6 | SW 7 | $10^2$ | $1^1$ | 0 | — | |
| 20 | 60.5 | 59.3 | 58.5 | 11.8 | 13.8 | 11.4 | 14.5 | 7.5 | 9.1 | 9.2 | 8.6 | 88 | 79 | 86 | S 2 | W 5 | W 4 | $6^1$ | $1^0$ | 0 | — | |
| 21 | 57.1 | 55.6 | 55.7 | 13.2 | 14.2 | 12.2 | 14.4 | 7.4 | 8.0 | 9.8 | 8.1 | 71 | 82 | 76 | S 4 | SW 6 | SW 6 | $1^0$ | 0 | $1^0$ | — | |
| 22 | 55.4 | 56.5 | 56.2 | 12.4 | 14.5 | 12.3 | 14.8 | 10.2 | 8.9 | 10.2 | 7.3 | 85 | 84 | 69 | S 3 | SW 3 | SW 1 | $3^1$ | $10^2$ | $2^1$ | — | ≡ 11a30-2p |
| 23 | 58.0 | 58.6 | 57.6 | 12.8 | 14.9 | 12.0 | 15.0 | 9.3 | 8.0 | 9.2 | 8.4 | 73 | 73 | 82 | SSE 2 | W 3 | SW 3 | 0 | 0 | 0 | — | |
| 24 | 56.9 | 52.7 | 52.3 | 13.4 | 14.0 | 12.7 | 15.2 | 8.1 | 8.2 | 9.8 | 9.4 | 72 | 82 | 87 | S 1 | SW 6 | SW 7 | 0 | 0 | 0 | — | |
| 25 | 51.6 | 52.2 | 53.0 | 12.8 | 15.0 | 13.0 | 16.0 | 10.9 | 10.5 | 11.0 | 10.5 | 96 | 87 | 95 | SW 2 | W 4 | W 2 | $8^1$ | $7^1$ | $10^2$ | — | |
| 26 | 53.0 | 52.5 | 52.8 | 13.7 | 14.2 | 13.4 | 16.0 | 10.8 | 11.3 | 11.6 | 10.4 | 97 | 97 | 91 | NW 3 | W 1 | SW 4 | $8^1$ | $10^1$ | $10^1$ | — | ≡ 10p30-MN |
| 27 | 53.7 | 54.7 | 56.4 | 12.8 | 15.2 | 11.5 | 16.8 | 10.8 | 10.4 | 9.6 | 8.3 | 95 | 74 | 82 | SW 3 | SW 4 | S 3 | $10^1$ | $3^1$ | 0 | — | |
| 28 | 57.8 | 58.1 | 59.9 | 10.4 | 13.6 | 11.6 | 14.6 | 7.5 | 6.8 | 8.5 | 8.0 | 73 | 73 | 79 | S 5 | W 6 | S 3 | 0 | 0 | 0 | — | |
| 29 | 56.6 | 54.2 | 53.4 | 10.3 | 16.6 | 13.3 | 16.9 | 9.0 | 7.6 | 10.3 | 9.5 | 81 | 73 | 85 | S 3 | S 7 | S 2 | 0 | 0 | 0 | — | |
| 30 | 51.6 | 51.3 | 56.5 | 11.2 | 17.2 | 13.5 | 17.5 | 8.5 | 8.2 | **14.3** | 11.5 | 83 | 98 | 00 | SW 3 | SW 3 | S 1 | $3^0$ | $3^0$ | 0 | — | |
| Pro. Mit. | 56.0 | 55.4 | 56.0 | 11.8 | 14.1 | 11.6 | 14.8 | 8.8 | 8.8 | 9.9 | 8.8 | 86 | 83 | 86 | 2.6 | 4.0 | 3.9 | 4.4 | 3.8 | 2.4 | 12.5 | |

**CONCEPCION** (H = 15 m) **NOVIEMBRE 1912** φ = 36° 50′ S λ = 73° 03′ W $C_g$ = –

| | | | | | | | | | | | | | | | | | | | | | | |
|---|---|---|---|---|---|---|---|---|---|---|---|---|---|---|---|---|---|---|---|---|---|---|
| 1 | 64.2 | 63.9 | 62.8 | 9.0 | 16.0 | 11.4 | 17.5 | 3.5 | 7.3 | 6.4 | 8.5 | 85 | 47 | 84 | C 0 | SSW 2 | S 2 | 5 | 1 | 0 | — | ⌓ am |
| 2 | 64.3 | 64.2 | 65.5 | 11.4 | 16.8 | 12.2 | 19.5 | 6.0 | 7.8 | 9.3 | 9.2 | 78 | 65 | 87 | C 0 | W 2 | C 0 | 0 | 9 | 2 | — | ⌓ am |
| 3 | 65.5 | 65.9 | 65.0 | 12.6 | 13.6 | 11.0 | 18.5 | 8.5 | 9.9 | 9.2 | 8.0 | 91 | 79 | 82 | N 3 | S 1 | C 0 | 10 | 10 | 1 | 3.4 | ● MN-7a, 8a-1p20 |
| 4 | 69.1 | 65.6 | 68.6 | 10.6 | 16.2 | 10.0 | 17.4 | 6.5 | **5.5** | 6.1 | 6.0 | 57 | 44 | 65 | C 0 | S 5 | S 4 | 1 | 1 | 0 | 15.4 | ⌓ am |
| 5 | **69.5** | 68.2 | 66.7 | 9.6 | 15.2 | 12.6 | 17.4 | **8.0** | 6.6 | 7.0 | 8.6 | 74 | 55 | 78 | C 0 | W 4 | C 0 | 2 | 2 | 10 | — | ● 8p-MN; ⌓ am |
| 6 | 64.9 | 63.9 | 66.8 | 13.0 | 17.3 | 10.6 | 19.5 | 10.0 | 10.0 | 8.4 | 6.5 | 89 | 57 | 68 | W 1 | S 5 | S 1 | 10 | 1 | 0 | 10.6 | |
| 7 | 66.9 | 64.4 | 62.9 | 12.2 | 24.0 | 12.6 | 24.5 | 7.6 | 6.3 | 9.0 | 8.3 | 60 | **41** | 76 | S 3 | S 4 | C 0 | 0 | 1 | 0 | — | |
| 8 | 58.9 | 57.5 | 60.8 | 16.8 | 23.6 | 13.8 | 25.8 | 8.6 | 7.6 | 10.0 | 9.6 | 53 | 46 | 81 | S 4 | SW 3 | S 2 | 0 | 0 | 0 | — | |
| 9 | 61.3 | 61.3 | 63.5 | 12.8 | 18.0 | 12.4 | 20.0 | 10.3 | 9.8 | 10.5 | 8.7 | 89 | 68 | 80 | C 0 | SW 3 | S 1 | 10 | 3 | 2 | — | |
| 10 | 62.1 | 59.7 | 59.9 | 11.0 | 22.4 | 13.5 | 23.8 | 7.8 | 8.7 | **12.0** | 9.7 | 88 | 60 | 84 | C 0 | SW 4 | C 0 | 8 | 10 | 6 | — | ⌓ am |
| 11 | 59.8 | 59.9 | 62.3 | 12.0 | 22.4 | 13.0 | 23.8 | 8.0 | 9.5 | 9.3 | 7.5 | 91 | 46 | 67 | C 0 | SW 1 | S 3 | 9 | 6 | 0 | — | ⌓ am |
| 12 | 61.9 | 60.6 | 61.7 | 12.4 | 19.2 | 11.8 | 22.6 | 7.2 | 7.5 | 9.3 | 8.1 | 70 | 56 | 78 | C 0 | S 5 | C 0 | 2 | 1 | 0 | — | ⌓ am |
| 13 | 60.5 | 59.5 | 59.7 | 12.0 | 17.6 | 10.6 | 21.0 | 6.8 | 7.7 | 8.4 | 7.8 | 74 | 56 | 81 | S 1 | W 3 | C 0 | 1 | 8 | 0 | — | ⌓ am |
| 14 | 59.9 | 60.2 | 60.7 | 12.0 | 18.4 | 12.2 | 21.5 | 5.8 | 8.0 | 9.5 | 7.4 | 76 | 60 | 70 | C 0 | S 2 | S 2 | 1 | 2 | 0 | — | ⌓ am |
| 15 | 62.1 | 61.4 | 61.2 | 12.4 | 17.4 | 12.6 | 20.5 | 7.0 | 7.8 | 8.7 | 9.0 | 72 | 59 | 83 | C 0 | W 3 | C 0 | 7 | 8 | 10 | — | ⌓ am |
| 16 | 61.2 | 60.9 | 60.6 | 12.0 | 15.8 | 12.4 | 18.5 | 9.8 | 9.2 | 8.8 | 9.6 | 88 | 66 | 89 | N 1 | N 6 | N 2 | 10 | 10 | 10 | — | ●² 5p10-MN; ⌓ am |
| 17 | 59.5 | 60.6 | 59.7 | 13.4 | 14.8 | 13.0 | 16.5 | 11.0 | 11.0 | 11.5 | 10.7 | **96** | 92 | **96** | N 2 | N 2 | N 2 | 10 | 10 | 10 | **45.8** | |
| 18 | 61.6 | 63.3 | 64.7 | 13.6 | 18.0 | 12.4 | 20.0 | 10.5 | 10.4 | 10.5 | 10.0 | 89 | 68 | 93 | N 2 | N 2 | C 0 | 10 | 9 | 1 | 1.2 | ● 6a-7a |
| 19 | 65.7 | 65.3 | 66.0 | 13.2 | 18.2 | 12.0 | 21.0 | 11.2 | 10.4 | 9.6 | 7.7 | 91 | 61 | 74 | C 0 | S 5 | S 3 | 10 | 2 | 10 | — | ‖ 7a-20 |
| 20 | 67.7 | 65.8 | 66.0 | 13.0 | 18.4 | 12.8 | 20.5 | 7.4 | 6.8 | 8.5 | 8.7 | 61 | 54 | 79 | S 1 | S 4 | C 0 | 0 | 2 | 1 | 0.0 | ⌓ am |
| 21 | 64.5 | 62.3 | 63.1 | 14.2 | 21.4 | 13.6 | 23.5 | 8.5 | 7.3 | 10.2 | 10.9 | 60 | 53 | 94 | S 1 | S 3 | C 0 | 6 | 4 | 0 | — | ⌓ am |
| 22 | 62.5 | 62.5 | 64.0 | 14.8 | 18.2 | 12.8 | 22.5 | 9.0 | 9.1 | 11.1 | 9.6 | 72 | 71 | 87 | SW 2 | W 3 | S 3 | 8 | 8 | 1 | — | ⌓ am |
| 23 | 65.5 | 64.1 | 64.9 | 13.8 | 18.8 | 13.2 | 21.5 | 8.5 | 7.7 | 8.0 | 8.0 | 66 | 50 | 71 | C 0 | S 4 | S 3 | 1 | 1 | 0 | — | |
| 24 | 61.8 | 60.3 | 60.1 | 14.8 | 22.2 | 13.2 | 23.5 | 8.0 | 7.9 | 9.7 | 9.6 | 63 | 49 | 85 | C 0 | SW 4 | C 0 | 1 | 4 | 1 | — | |
| 25 | 58.3 | 58.3 | 58.6 | 13.6 | 19.2 | 15.0 | 21.5 | 8.5 | 9.7 | 10.6 | 11.4 | 83 | 64 | 90 | SW 3 | W 3 | W 1 | 8 | 8 | 10 | — | ⌓ am |
| 26 | 59.2 | 59.8 | 59.5 | 15.6 | 16.6 | 14.0 | 20.2 | 13.0 | 11.1 | 10.6 | 10.9 | 84 | 76 | 92 | N 2 | N 1 | C 0 | 10 | 10 | 10 | — | ⌓ am |
| 27 | 60.0 | 61.0 | 62.8 | 13.2 | 19.4 | 12.4 | 21.5 | 5.5 | 9.4 | 8.0 | 8.2 | 83 | 48 | 76 | SE 1 | C 0 | S 4 | 10 | 1 | 0 | — | |
| 28 | 64.7 | 64.3 | 66.8 | 11.8 | 18.6 | 12.0 | 20.5 | 7.0 | 8.3 | 7.4 | 8.2 | 80 | 46 | 78 | C 0 | SW 3 | S 2 | 0 | 0 | 0 | — | ⌓ am |
| 29 | 63.3 | 59.8 | 59.8 | 15.4 | 26.2 | 14.6 | **29.5** | 7.2 | 7.4 | 10.5 | 9.4 | 56 | **41** | 76 | C 0 | W 4 | C 0 | 2 | 1 | 0 | — | |
| 30 | 59.0 | **56.5** | 57.4 | 16.4 | 26.2 | 15.6 | 28.5 | 7.4 | 7.8 | 11.3 | 10.1 | 56 | 45 | 77 | S 1 | SW 3 | S 2 | 1 | 3 | 1 | — | ⌓ am |
| Pro. Mit. | 62.8 | 62.0 | 62.7 | 13.0 | 19.0 | 12.6 | 21.4 | 8.0 | 8.4 | 9.3 | 8.9 | 76 | 57 | 81 | 0.9 | 3.1 | 1.2 | 5.1 | 4.5 | 2.9 | 76.4 | |

Barómetro reducido a 0°C y a gravedad normal.

Barometer reduciert auf 0°C und Normalsc

**TA TUMBES** (H = 90 m) **NOVIEMBRE 1912** φ = 36° 36′ S λ = 73° 06′ W $h_a$ = —

| mp. a la Temp. Temp. Freien C Hr. Min. | Velocidad del viento Windgeschwindigkeit m/minuto 7a | 2p | 9p | km 9p-7a | 7a-2p | 2p-9p | 7a-7a | k/1h | Nubes (clase y dirección) Wolken (Art und Richtung) 7a | 2p | 9p | Agua caída Niederschlag mm 7a | 2p | 9p | Evaporación Verdunstung mm 7a | 2p | 9p | 7a-7a |
|---|---|---|---|---|---|---|---|---|---|---|---|---|---|---|---|---|---|---|
| | | | | | | | | | ci | ci-cu | | — | — | — | | | | |
| | | | | | | | | | ci-cu | a-cu | a-str | — | — | — | | | | |
| | | | | | | | | | ni N | ni N | a-cu | 0.0 | 10.2 | — | | | | |
| | | | | | | | | | str | | | — | — | — | | | | |
| | | | | | | | | | str | str | ni | — | — | 0.3 | | | | |
| | | | | | | | | | fr-str | str | | 2.0 | — | — | | | | |
| | | | | | | | | | | | | — | — | — | | | | |
| | | | | | | | | | | | | — | — | — | | | | |
| | | | | | | | | | a-str | fr-str | | — | — | — | | | | |
| | | | | | | | | | a-str | a-str | a-str | — | — | — | | | | |
| | | | | | | | | | a-cu, ci | str, ci | | — | — | — | | | | |
| | | | | | | | | | ci | ci | | — | — | — | | | | |
| | | | | | | | | | ci | a-str | | — | — | — | | | | |
| | | | | | | | | | fr-str | ci | | — | — | — | | | | |
| | | | | | | | | | ci-str | ci-str | ni | — | — | — | | | | |
| | | | | | | | | | a-str | a-str | a-str | — | — | — | | | | |
| | | | | | | | | | str | str | str | — | — | — | | | | |
| | | | | | | | | | cu | a-str N | | — | — | — | | | | |
| | | | | | | | | | a-str NW | str | | — | — | — | | | | |
| | | | | | | | | | ci-cu | ci | | — | — | — | | | | |
| | | | | | | | | | ci | | ci | — | — | — | | | | |
| | | | | | | | | | str-cu | a-str | fr-str | — | — | — | | | | |
| | | | | | | | | | | | | — | — | — | | | | |
| | | | | | | | | | | | | — | — | — | | | | |
| | | | | | | | | | str-cu | fr-str, ci | a-str | — | — | — | | | | |
| | | | | | | | | | fr-str | str | str | — | — | — | | | | |
| | | | | | | | | | a-str | a-str | | — | — | — | | | | |
| | | | | | | | | | | | | — | — | — | | | | |
| | | | | | | | | | ci | ci | | — | — | — | | | | |
| | | | | | | | | | | | | 2.0 | 10.2 | 0.3 | | | | |

**CEPCION** (H = 15 m) **NOVIEMBRE 1912** φ = 36° 50′ S λ = 73° 03′ W $h_a$ = 15 m

| | | | | | | | | | | | | | | | | | | |
|---|---|---|---|---|---|---|---|---|---|---|---|---|---|---|---|---|---|---|
| 0 | 165 | 147 | 15.0 | 45.1 | 53.2 | 161.8 | 6.7 | a-str | a-str | | — | — | — | 0.2 | 2.6 | 1.0 | 4.8 |
| 0 | 155 | 0 | 17.4 | 58.1 | 52.3 | 115.7 | 4.8 | | str | a-str | — | — | — | 0.1 | 1.2 | 0.6 | 3.7 |
| 194 | 70 | 0 | 61.3 | 96.0 | 41.0 | 171.7 | 7.2 | ni | ni | str, ni | 3.4 | 15.4 | — | 0.0 | 0.8 | 1.4 | 1.8 |
| 0 | 305 | 257 | 51.5 | 71.9 | 90.9 | 188.5 | 7.9 | a-str | a-str | | — | — | — | 0.1 | 3.2 | 3.2 | 2.3 |
| 0 | 245 | 20 | 18.0 | 54.9 | 57.1 | 180.8 | 7.5 | ni | ni | ni | — | — | — | 0.2 | 2.7 | 1.0 | 6.6 |
| 91 | 310 | 89 | 45.0 | 74.7 | 78.5 | 157.0 | 6.5 | ni | fr-ni | | 10.6 | — | — | 0.0 | 2.2 | 3.4 | 3.7 |
| 171 | 231 | 5 | 61.9 | 68.4 | 44.4 | 215.1 | 9.0 | | ci str | | — | — | — | 0.2 | 3.6 | 2.8 | 5.8 |
| 239 | 205 | 130 | 39.8 | 70.1 | 64.5 | 152.6 | 6.4 | | | | — | — | — | 0.1 | 1.5 | 2.2 | 6.5 |
| 15 | 195 | 80 | 50.5 | 41.7 | 71.3 | 185.1 | 7.7 | str | str | str | — | — | — | 0.2 | 0.7 | 2.0 | 3.9 |
| 0 | 234 | 18 | 27.9 | 61.5 | 39.9 | 140.9 | 5.9 | str | a-str | a-str | — | — | — | 0.1 | 2.2 | 2.2 | 2.8 |
| 0 | 100 | 180 | 49.0 | 9.2 | 45.7 | 150.4 | 6.3 | ci-cu | ci-str | | — | — | — | 0.2 | 2.5 | 1.6 | 4.6 |
| 14 | 303 | 5 | 44.5 | 66.6 | 76.9 | 99.4 | 4.1 | ci-str | ci-str | | — | — | — | 0.1 | 2.4 | 2.0 | 4.2 |
| 81 | 203 | 0 | 15.2 | 75.4 | 75.5 | 158.7 | 6.6 | a-str | str | | — | — | — | 0.1 | 3.3 | 2.2 | 4.5 |
| 0 | 141 | 125 | 4.1 | 60.8 | 66.6 | 155.0 | 6.5 | str | str | | — | — | — | 0.1 | 3.1 | 0.8 | 5.6 |
| 5 | 195 | 0 | 23.2 | 51.9 | 43.9 | 150.6 | 6.3 | a-str | ci | a-str | — | — | — | 0.1 | 2.3 | 1.0 | 4.0 |
| 55 | 385 | 141 | 8.6 | 105.9 | 85.3 | 104.4 | 4.4 | ni | ni | ni | — | — | 4.5 | 0.1 | 2.1 | 1.0 | 3.4 |
| 101 | 110 | 115 | 10.1 | 73.4 | 48.6 | 201.3 | 8.4 | ni | fr-ni | str | 41.3 | — | — | 0.0 | 0.2 | 0.3 | 3.1 |
| 123 | 130 | 0 | 29.1 | 61.0 | 37.2 | 151.1 | 6.3 | a-str | a-str | a-str | 1.2 | — | — | 0.1 | 1.8 | 1.2 | **0.6** |
| 0 | 305 | 205 | 20.9 | 75.6 | 95.5 | 119.1 | 5.0 | ni | str | str | — | 0.0 | — | 0.1 | 2.8 | 2.6 | 3.1 |
| 35 | 283 | 0 | 34.2 | 79.1 | 60.6 | 205.3 | 8.6 | | a-str | a-str | — | — | — | 0.2 | 3.3 | 2.4 | 5.6 |
| 54 | 205 | 0 | 24.0 | 57.2 | 60.0 | 163.7 | 6.8 | str | str | | — | — | — | 0.2 | 3.5 | 1.8 | 5.9 |
| 114 | 231 | 195 | 21.5 | 88.8 | 74.5 | 138.7 | 5.8 | a-str | a-str | a-str | — | — | — | 0.1 | 1.6 | 2.1 | 5.4 |
| 0 | 245 | 200 | 39.2 | 85.0 | 86.7 | 202.5 | 8.4 | a-str | ci-str | | — | — | — | 0.1 | 3.8 | 2.8 | 3.8 |
| 0 | 250 | 15 | 38.4 | 70.0 | 79.9 | 210.1 | 8.8 | ci-cu | ci-cu | ci-cu | — | — | — | 0.1 | 3.3 | 2.8 | 6.7 |
| 175 | 205 | 65 | 16.8 | 68.6 | 50.0 | 166.7 | 6.9 | str | str | str | — | — | — | 0.2 | 2.7 | 1.0 | 6.3 |
| 127 | 75 | 0 | 41.2 | 50.7 | 29.8 | 159.8 | 6.7 | ci-cu | ci-cu | a-str | — | — | — | 0.2 | 1.6 | 0.6 | 3.9 |
| 81 | 0 | 260 | 15.6 | 58.0 | 87.8 | **96.1** | **4.0** | str | str | | — | — | — | 0.0 | 3.1 | 2.0 | 2.2 |
| 15 | 230 | 122 | 24.7 | 62.8 | 73.9 | 170.5 | 7.1 | | | | — | — | — | 0.1 | 3.9 | 1.8 | 5.2 |
| 20 | 265 | 5 | 60.9 | 124.5 | 46.9 | 197.6 | 8.2 | a-str | a-str | | — | — | — | 0.2 | 5.7 | 3.3 | 5.9 |
| 45 | 203 | 110 | 104.9 | 70.7 | 55.4 | **276.3** | **11.5** | a-str | str | str | — | — | — | 0.2 | 5.0 | 3.2 | **9.2** |
| 58 | 206 | 83 | 33.8 | 67.9 | 62.5 | 164.9 | 6.9 | | | | 56.5 | 15.4 | 4.5 | 3.7 | 78.7 | 56.3 | 135.1 |

Observaciones se efectuaron según hora oficial de Chile (75° de long.)

Alle Beobachtungen nach chilenischer Einheitszeit (75° Länge).

**CONTULMO** (H = 50 m) **NOVIEMBRE 1912** φ = 38° 02′ S λ = 73° 12′ W $C_g$ = —0

| Dia Tag | Barómetro Barometer 700 mm + 7a | 2p | 9p | Temperatura del aire Lufttemperatur C° 7a | 2p | 9p | Max. | Min. | Humedad absoluta Absolute Feuchtigkeit mm 7a | 2p | 9p | Humedad relativa Relative Feuchtigkeit % 7a | 2p | 9p | Dirección y fuerza del viento Richtung und Stärke des Windes 0—12 B 7a | 2p | 9p | Nebulosidad Bewölkung 0—10 7a | 2p | 9p | Agua caída Niederschlag mm 7a-7a | Notas Bemerkungen |
|---|---|---|---|---|---|---|---|---|---|---|---|---|---|---|---|---|---|---|---|---|---|---|
| 1 | 63.0 | 62.2 | 63.4 | 8.1 | 19.5 | 8.3 | | | 6.4 | 8.6 | 7.3 | 79 | 51 | 89 | SW 2 | SW 4 | SW 3 | 6 | 2 | 0 | — | ⌓ am |
| 2 | 62.7 | 62.2 | 63.2 | 10.6 | 16.6 | 12.9 | | | 8.1 | 9.4 | 8.4 | 85 | 67 | 76 | SW 2 | SW 4 | W 4 | 8 | 8 | 10 | — | ⌓ am |
| 3 | 62.5 | 63.4 | 65.1 | 11.9 | 15.5 | 6.0 | | | 9.4 | 8.5 | 5.6 | 91 | 64 | 81 | NW 4 | SW 4 | S 4 | 10 | 5 | 0 | 11.6 | ● 1a10-10a50 |
| 4 | 65.6 | 64.3 | **67.8** | 8.7 | 14.7 | 4.8 | | | **4.4** | 5.5 | 5.5 | 52 | 45 | 86 | S 5 | S 5 | S 4 | 0 | 0 | 0 | 5.5 | ⌐ am |
| 5 | 67.4 | 65.1 | 62.7 | 8.5 | 14.1 | 11.2 | | | 6.9 | 7.2 | 9.2 | 84 | 60 | 93 | S 3 | NW 4 | NW 4 | 6 | 10 | 10 | — | ● 3p40-MN; ⌐ am |
| 6 | 62.8 | 63.8 | 66.3 | 11.5 | 15.0 | 6.5 | | | 8.9 | 6.1 | 5.8 | 88 | 49 | 81 | W 4 | W 5 | S 3 | 9 | 1 | 0 | 12.6 | ● MN-7a |
| 7 | 66.8 | 64.6 | 63.3 | 10.6 | 21.4 | 12.4 | | | 5.3 | 8.0 | 6.9 | 56 | 42 | 64 | S 5 | S 4 | S 4 | 0 | 0 | 0 | — | ⌓ am |
| 8 | 59.4 | 56.7 | 59.6 | 16.0 | 24.7 | 12.4 | | | 6.8 | 12.7 | 9.7 | 50 | 55 | 91 | E 4 | SE 4 | S 2 | 0 | 0 | 10 | — | |
| 9 | 60.8 | 60.9 | 62.4 | 12.2 | 19.4 | 10.8 | | | 9.3 | 10.9 | 8.6 | 89 | 64 | 90 | S 2 | S 4 | S 3 | 10 | 6 | 8 | — | ⌓ am |
| 10 | 62.1 | 59.2 | 59.6 | 13.6 | 23.4 | 12.0 | | | 8.7 | 7.9 | 9.3 | 75 | **86** | 90 | E 5 | E 4 | S 2 | 8 | 9 | 0 | — | ⊕ 9a30-4p30 |
| 11 | 59.9 | 59.5 | 62.0 | 11.6 | 21.4 | 7.5 | | | 7.5 | 8.2 | 7.0 | 74 | 43 | 90 | W 2 | W 4 | S 2 | 6 | 3 | 0 | — | ⌓ am |
| 12 | 61.9 | 60.7 | 61.5 | 11.7 | 19.6 | 7.7 | | | 6.8 | 9.3 | 7.2 | 67 | 55 | 91 | S 4 | S 4 | S 4 | 0 | 0 | 0 | — | ⌓ am |
| 13 | 59.9 | 59.1 | 59.5 | 13.0 | 16.8 | 7.8 | | | 7.6 | 8.1 | 7.0 | 68 | 57 | 89 | S 3 | S 5 | S 2 | 0 | 3 | 0 | — | ⌓ am |
| 14 | 59.5 | 59.1 | 62.8 | 12.2 | 18.8 | 7.2 | | | 8.4 | 8.3 | 6.7 | 80 | 51 | 89 | S 2 | S 3 | S 2 | 2 | 1 | 0 | — | ⌓ am |
| 15 | 62.8 | 60.6 | 60.1 | 12.0 | 19.9 | 9.2 | | | 7.2 | 8.0 | 6.9 | 69 | 47 | 80 | W 2 | W 4 | W 2 | 10 | 3 | 3 | — | ⌓ am; ⊕ 10a15-10a3 |
| 16 | 59.0 | 57.6 | 58.2 | 11.8 | 14.0 | 12.5 | | | 8.3 | 8.5 | 9.9 | 81 | 71 | 93 | NW 2 | NW 4 | NW 3 | 6 | 10 | 10 | — | ● 1p20-10p; ⌓ am |
| 17 | 57.2 | 57.9 | 59.3 | 12.9 | 16.5 | 14.0 | | | 10.0 | 11.1 | 9.9 | 91 | 79 | 84 | NW 2 | NW 4 | NW 3 | 10 | 10 | 9 | **18.3** | ● a interv 3a35-11p3 |
| 18 | 60.1 | 61.0 | 62.6 | 12.1 | 16.8 | 12.4 | | | 9.3 | 9.8 | 9.8 | 89 | 69 | 93 | NW 2 | NW 4 | NW 3 | 9 | 9 | 9 | 16.1 | ● a interv 0a30-9p20 |
| 19 | 64.2 | 64.6 | 66.4 | 12.3 | 14.9 | 7.4 | | | 9.5 | 8.7 | 6.8 | 90 | 69 | 84 | SW 2 | SW 5 | S 2 | 9 | 8 | 3 | 10.8 | ∪ 9p15 |
| 20 | 67.2 | 65.3 | 65.6 | 11.4 | 19.5 | 9.3 | | | 7.0 | 9.1 | 7.6 | 70 | 54 | 88 | SE 4 | S 5 | S 4 | 8 | 3 | 0 | — | ⌓ am |
| 21 | 64.2 | 63.0 | 63.3 | 13.2 | 21.5 | 9.5 | | | 6.5 | 10.5 | 9.0 | 57 | 55 | 91 | SE 4 | SE 4 | W 2 | 2 | 3 | 4 | — | ⌓ am; ∪ 8p15 |
| 22 | 60.9 | 60.5 | 62.4 | 11.2 | 16.6 | 11.0 | | | 9.0 | 10.7 | 8.3 | 92 | 77 | 85 | W 2 | SW 4 | S 2 | 10 | 8 | 6 | — | ∪ 8p30 |
| 23 | 63.4 | 63.3 | 64.2 | 11.8 | 17.9 | 8.9 | | | 8.2 | 8.7 | 7.6 | 80 | 57 | 89 | S 3 | S 5 | S 4 | 6 | 4 | 2 | 0.2 | ● 5a-11a40 |
| 24 | 62.9 | 60.0 | 59.5 | 13.1 | 22.8 | 9.7 | | | 7.5 | 11.5 | 7.9 | 67 | 55 | 88 | SE 4 | S 4 | S 3 | 0 | 0 | 2 | 2.9 | ⌓ am; ∪ 9p45 |
| 25 | 57.3 | **56.2** | 57.6 | 13.1 | 17.5 | 13.7 | | | 9.0 | 9.2 | 10.3 | 81 | 62 | 89 | W 3 | NW 5 | NW 4 | 2 | 10 | 10 | — | ● 2p30-6p10; ⌓ am |
| 26 | 57.8 | 57.9 | 58.3 | 15.3 | 18.0 | 13.9 | | | 10.4 | 9.9 | **9.4** | 81 | 64 | 80 | NW 4 | W 4 | W 3 | 8 | 10 | 10 | 11.1 | ● a interv 2a10-11a50 |
| 27 | 59.2 | 60.8 | 62.7 | 12.6 | 16.4 | 7.4 | | | 8.9 | 7.8 | 6.9 | 83 | 56 | 90 | W 4 | W 5 | W 3 | 10 | 6 | 0 | 5.5 | ● MN-6a |
| 28 | 63.8 | 64.0 | 66.2 | 10.0 | 16.8 | 10.7 | | | 6.9 | 6.7 | 5.9 | 75 | 47 | 62 | S 2 | S 5 | S 5 | 0 | 0 | 0 | — | ⌓ am |
| 29 | 64.1 | 60.9 | 61.6 | 13.6 | 24.4 | 10.4 | | | 6.2 | 10.4 | 8.6 | 53 | 46 | 92 | S 4 | S 4 | S 3 | 2 | 0 | 0 | — | ⌓ am |
| 30 | 59.7 | 58.1 | 57.7 | 17.2 | 26.7 | 12.5 | | | 6.3 | **13.6** | 9.9 | 43 | 53 | 93 | S 4 | S 4 | S 2 | 0 | 0 | 0 | — | ⌓ am |
| Pro. Mit. | 61.9 | 61.1 | 62.2 | 12.1 | 18.7 | 10.0 | | | 7.8 | 9.1 | 8.0 | 75 | 57 | 86 | 3.2 | 4.3 | 3.0 | 5.2 | 4.4 | 3.5 | 94.6 | |

**ISLA MOCHA (W)** (H = 20 m) **NOVIEMBRE 1912** φ = 38° 21′ S λ = 73° 58′ W $C_g$ = —(

| | | | | | | | | | | | | | | | | | | | | | | |
|---|---|---|---|---|---|---|---|---|---|---|---|---|---|---|---|---|---|---|---|---|---|---|
| 1 | 64.2 | 64.6 | 65.0 | 11.2 | 13.8 | 13.3 | 14.9 | **6.5** | 8.3 | 9.8 | 9.5 | 84 | 90 | 85 | NW 1 | WNW 1 | NW 1 | $3^0$ | 0 | 0 | — | |
| 2 | 64.3 | 63.7 | 63.5 | 12.9 | 14.1 | 12.9 | 14.3 | 8.1 | 9.7 | 10.2 | 9.9 | 88 | 86 | 90 | NW 1 | NW 1 | N 2 | $9^1$ | $8^1$ | $10^2$ | — | $●^1$ ch 8a30, ● gt 8p2( |
| 3 | 65.0 | 65.8 | 67.4 | 12.0 | 12.6 | 11.0 | 15.2 | 8.1 | 7.1 | 7.8 | 7.4 | 68 | 72 | 75 | S 1 | S 2 | S 2 | $10^1$ | $3^0$ | 0 | 14.8 | $●^1$ MN-5a5 [ $●^1$ 9p1( |
| 4 | 68.1 | 68.3 | **70.2** | 10.5 | 11.2 | 10.0 | 12.9 | 8.0 | **6.7** | **6.7** | 7.0 | 71 | **67** | 76 | S 2 | S 2 | S 1 | $5^0$ | $2^0$ | 0 | 0.2 | $●^1$ ch 3a50, 7a |
| 5 | 68.6 | 66.4 | 64.1 | 11.8 | 12.8 | 13.5 | 14.0 | 9.0 | 8.2 | 8.7 | 11.1 | 80 | 80 | 97 | S 1 | S 2 | N 2 | $8^1$ | $10^1$ | $10^2$ | — | $●^2$ 2p50-11p56 |
| 6 | 66.1 | 66.8 | 69.2 | 12.2 | 12.7 | 11.9 | 15.0 | 9.3 | 7.2 | 7.5 | 8.0 | 68 | 69 | 77 | S 2 | S 2 | S 2 | $2^0$ | 0 | 0 | **15.2** | |
| 7 | 70.0 | 68.1 | 68.1 | 11.1 | 11.9 | 11.7 | 13.5 | 8.9 | 7.3 | 8.0 | 9.4 | 74 | 77 | 93 | S 1 | S 2 | S 2 | 0 | 0 | 0 | — | |
| 8 | 62.9 | 60.0 | 61.9 | 11.8 | 13.7 | 13.0 | 14.2 | 10.2 | 8.3 | 10.7 | 10.5 | 81 | 93 | 95 | S 2 | S 2 | S 2 | 0 | 0 | 2 | — | |
| 9 | 62.9 | 62.7 | 64.2 | 11.9 | 13.8 | 13.7 | 14.2 | 9.2 | 9.1 | 9.4 | 10.2 | 89 | 80 | 88 | S 1 | S 1 | S 1 | $8^1$ | $5^1$ | $10^2$ | — | |
| 10 | 64.1 | 64.5 | 61.3 | 12.1 | 13.7 | 12.7 | 14.1 | 10.6 | 10.0 | 10.7 | 9.9 | 96 | 93 | 91 | S 1 | S 2 | S 3 | $10^1$ | 0 | 0 | — | |
| 11 | 63.9 | 62.9 | 64.4 | 11.9 | 12.6 | 12.1 | 14.0 | 10.3 | 9.9 | 8.7 | 8.5 | 96 | 81 | 82 | S 1 | S 2 | S 2 | $8^1$ | $6^0$ | 2 | — | |
| 12 | 64.3 | 64.2 | 63.3 | 11.9 | 12.9 | 12.8 | 13.5 | 10.0 | 8.0 | 8.9 | 9.3 | 77 | 81 | 86 | S 1 | S 1 | S 1 | $9^1$ | $6^0$ | $10^1$ | — | |
| 13 | 61.5 | 61.8 | 61.0 | 12.5 | 13.0 | 13.0 | 14.7 | 10.1 | 8.3 | 9.6 | 9.2 | 77 | 87 | 83 | SW 1 | SW 1 | SW 1 | $8^1$ | $2^0$ | $10^1$ | — | |
| 14 | 61.4 | 62.2 | 64.2 | 12.0 | 13.9 | 12.8 | 16.0 | 9.0 | 9.3 | 9.2 | 8.2 | 90 | 78 | 75 | S 1 | S 1 | S 1 | $7^1$ | $5^0$ | $8^1$ | — | |
| 15 | 65.2 | 62.9 | 61.9 | 13.0 | 13.2 | 12.0 | 14.0 | 10.3 | 8.6 | 8.6 | 9.1 | 77 | 76 | 88 | E 1 | S 1 | S 1 | $9^1$ | $6^0$ | $9^1$ | — | |
| 16 | 60.1 | 58.0 | 59.7 | 12.8 | 11.9 | 11.7 | 13.9 | 8.9 | 9.8 | 10.3 | 9.8 | 90 | 99 | 96 | N 2 | N 4 | N 2 | $8^1$ | $10^2$ | $10^2$ | — | $●^1$ 0p25-2p15 |
| 17 | 57.9 | 58.7 | 60.2 | 13.0 | 14.9 | 14.5 | 15.0 | 10.0 | 11.2 | **12.1** | 11.6 | **00** | 96 | 95 | N 1 | N 1 | N 1 | $10^2$ | $10^1$ | $10^2$ | 2.8 | ≡ $^2$ 3a-7a55, ≡ $^0$ 9p-9p1 |
| 18 | 60.4 | 63.2 | 64.3 | 13.0 | 15.1 | 14.0 | 15.3 | 10.1 | 10.4 | 11.2 | 10.8 | 94 | 88 | 92 | N 1 | NW 1 | NW 1 | $8^1$ | $7^0$ | 0 | 11.1 | $●^2$ MN0-a47, ● ch 11 |
| 19 | 67.2 | 68.1 | 68.6 | 12.7 | 12.7 | 12.5 | 15.0 | 10.0 | 10.0 | 9.9 | 9.0 | 92 | 91 | 85 | S 1 | SSW 1 | S 1 | $10^1$ | $9^2$ | $7^0$ | 0.2 | |
| 20 | 69.5 | 69.1 | 68.3 | 12.5 | 12.8 | 12.5 | 14.1 | 9.3 | 10.4 | 8.7 | 9.1 | 97 | 80 | 86 | SSE 2 | S 2 | S 2 | $8^0$ | $4^1$ | $2^0$ | 0.7 | $●^0$ ch 5a53 |
| 21 | 66.8 | 65.3 | 65.2 | 12.5 | 12.8 | 12.4 | 13.9 | 10.4 | 8.8 | 9.6 | 9.3 | 82 | 88 | 88 | S 2 | S 2 | S 2 | $3^0$ | $2^0$ | $5^1$ | — | |
| 22 | 62.2 | 62.8 | 64.4 | 14.7 | 14.8 | 13.3 | 15.5 | 10.7 | 11.1 | 11.6 | 9.3 | 89 | 92 | 82 | W 1 | SW 1 | SW 1 | $10^1$ | $9^1$ | $10^2$ | 0.0 | $●^0$ gt 6p15, ≡ $^0$ 3a10-5 |
| 23 | 65.2 | 65.6 | 65.9 | 13.6 | 16.1 | 13.8 | 17.0 | 11.0 | 9.1 | 10.3 | 9.5 | 79 | 76 | 81 | WSW 1 | WSW 1 | SW 2 | $4^1$ | $2^0$ | 0 | 0.0 | [≡ 8a7 |
| 24 | 64.7 | 62.9 | 60.8 | 13.0 | 16.9 | 14.2 | **17.2** | 7.8 | 9.7 | 10.8 | 10.4 | 88 | 76 | 87 | NNE 1 | SSW 1 | SSW 1 | $3^0$ | 0 | $6^1$ | — | |
| 25 | 58.2 | **57.7** | 57.9 | 14.1 | 13.2 | 14.5 | 15.3 | 9.9 | 10.9 | 9.7 | 11.6 | 92 | 87 | 95 | NW 2 | N 2 | N 2 | $9^1$ | $10^2$ | $3^2$ | — | $●^2$ ch 1p56-3p40 |
| 26 | 58.6 | 58.9 | 59.3 | 14.8 | 15.0 | 14.5 | 15.7 | 12.0 | 11.4 | 11.4 | 11.3 | 91 | 90 | 93 | NW 1 | NW 1 | N 1 | $10^1$ | $9^1$ | $10^2$ | 6.9 | $●^0$ 11a10-11a35, $●^1$ ch |
| 27 | 61.1 | 63.7 | 65.1 | 12.8 | 12.0 | 12.0 | 15.1 | 10.0 | 8.7 | 8.3 | 8.0 | 80 | 80 | 76 | SSW 1 | S 2 | S 2 | $7^0$ | $3^0$ | 0 | 1.0 | ● gt 0a35, $●^0$ ch 2a1 |
| 28 | 66.8 | 68.0 | 69.8 | 11.7 | 12.3 | 12.7 | 13.1 | 9.7 | 7.4 | 7.8 | 8.8 | 73 | 73 | 81 | SSE 1 | S 2 | S 2 | $5^0$ | $3^0$ | $2^0$ | — | |
| 29 | 68.0 | 64.8 | 64.2 | 12.4 | 13.5 | 13.3 | 14.0 | 10.0 | 8.9 | 9.4 | 9.2 | 85 | 82 | 81 | SSE 2 | S 3 | S 4 | $3^0$ | 0 | 0 | — | |
| 30 | 61.9 | 60.8 | 59.3 | 13.8 | 14.4 | 14.9 | 15.1 | 11.3 | 9.4 | 10.7 | 11.4 | 80 | 88 | 90 | S 4 | S 3 | S 4 | 0 | 0 | 0 | — | |
| Pro. Mit. | 64.0 | 63.7 | 64.1 | 12.5 | 13.4 | 12.9 | 14.6 | 9.6 | 9.1 | 9.5 | 9.5 | 84 | 83 | 86 | 1.4 | 1.7 | 1.7 | 6.4 | 4.4 | 4.5 | 52.9 | |

Barómetro reducido a 0°C y a gravedad normal.

Barometer reduciert auf 0°C und Normalsc

(1) ≡$^1$ 1a20-7a55

**TULMO** (H = 50 m) **NOVIEMBRE 1912** φ = 38° 02′ S λ = 73° 12′ W $h_a$ = —

| mp. a la temp. Temp Freien. C° ax. Min. | Velocidad del viento Windgeschwindigkeit m/minuto 7a | 2p | 9p | km 9p-7a | 7a-2p | 2p-9p | 7a-7a | k/1h | Nubes (clase y dirección) Wolken (Art und Richtung) 7a | 2p | 9p | Agua caída Niederschlag mm 7a | 2p | 9p | Evaporación Verdunstung mm 7a | 2p | 9p | 7a-7a |
|---|---|---|---|---|---|---|---|---|---|---|---|---|---|---|---|---|---|---|
| | | | | | | | | | fr-str NW | fr-str SW | | — | — | — | | | | |
| | | | | | | | | | fr-str SW | fr-str SW | fr-str W | — | — | — | | | | |
| | | | | | | | | | ni NW | fr-ni SW | | 11.6 | 5.5 | — | | | | |
| | | | | | | | | | | | | — | — | — | | | | |
| | | | | | | | | | fr-str S | fr-ni NW | ni NW | — | — | 4.6 | | | | |
| | | | | | | | | | fr-ni W | fr-str W | | 8.0 | — | — | | | | |
| | | | | | | | | | | | | — | — | — | | | | |
| | | | | | | | | | | | str | — | — | — | | | | |
| | | | | | | | | | str | fr-str S | fr-str S | — | — | — | | | | |
| | | | | | | | | | fr-str W | fr-str W | | — | — | — | | | | |
| | | | | | | | | | str-cu W | a-str W | | — | — | — | | | | |
| | | | | | | | | | | | | — | — | — | | | | |
| | | | | | | | | | | fr-str S | | — | — | — | | | | |
| | | | | | | | | | fr-str S | a-str S | | — | — | — | | | | |
| | | | | | | | | | fr-str W | a-str W | a-str W | — | — | — | | | | |
| | | | | | | | | | a-cu NW | ni NW | ni NW | — | 0.4 | 13.8 | | | | |
| | | | | | | | | | fr-ni NW | fr-ni NW | fr-ni NW | 4.1 | 3.6 | 0.3 | | | | |
| | | | | | | | | | fr-ni NW | fr-ni NW | fr-ni NW | 12.2 | 9.2 | 1.2 | | | | |
| | | | | | | | | | fr-ni SW | fr-ni SW | fr-str S | 0.4 | — | — | | | | |
| | | | | | | | | | fr-str SE | str E, a-str S | | — | — | — | | | | |
| | | | | | | | | | a-str SE | a-str SE | a-str W | — | — | — | | | | |
| | | | | | | | | | ni W | fr-ni SW | fr-str S | — | — | — | | | | |
| | | | | | | | | | fr-str S | fr-str S | fr-str S | 0.2 | 2.9 | — | | | | |
| | | | | | | | | | | | a-str S | — | — | — | | | | |
| | | | | | | | | | fr-str W | fr-ni NW | fr-ni NW | — | — | 10.6 | | | | |
| | | | | | | | | | fr-ni NW | fr-ni W | fr-ni W | 0.5 | 0.6 | 0.1 | | | | |
| | | | | | | | | | fr-ni W | fr-str W | | 4.8 | — | — | | | | |
| | | | | | | | | | | | | — | — | — | | | | |
| | | | | | | | | | a-str S | | | — | — | — | | | | |
| | | | | | | | | | | | | — | — | — | | | | |
| | | | | | | | | | | | | 41.8 | 22.2 | 30.6 | | | | |

**A MOCHA (W)** (H = 20 m) **NOVIEMBRE 1912** φ = 38° 21′ S λ = 73° 58′ W $h_a$ = —

| | | | | | | | | | | | | | | | | | | | |
|---|---|---|---|---|---|---|---|---|---|---|---|---|---|---|---|---|---|---|---|
| | | | | | | | | | cu | | | — | — | — | | | | |
| | | | | | | | | | cu-ni | cu-ni | ni | — | 0.1 | 0.0 | | | | |
| | | | | | | | | | ni | cu | | 14.7 | — | — | | | | |
| | | | | | | | | | cu | cu | | 0.2 | — | — | | | | |
| | | | | | | | | | cu | ni | ni | — | — | 14.1 | | | | |
| | | | | | | | | | | | | 1.1 | — | — | | | | |
| | | | | | | | | | | | | — | — | — | | | | |
| | | | | | | | | | | | cu | — | — | — | | | | |
| | | | | | | | | | cu | cu | ni | — | — | — | | | | |
| | | | | | | | | | ni | | | — | — | — | | | | |
| | | | | | | | | | cu | cu | cu | — | — | — | | | | |
| | | | | | | | | | cu-ni | cu | cu | — | — | — | | | | |
| | | | | | | | | | cu-ni | cu | ni | — | — | — | | | | |
| | | | | | | | | | cu | cu | cu | — | — | — | | | | |
| | | | | | | | | | cu-ni | cu | ci-cu | — | — | — | | | | |
| | | | | | | | | | ci-cu | ni | ni | — | 1.1 | 0.2 | | | | |
| | | | | | | | | | ni | ni | ni | 1.5 | 0.0 | 0.0 | | | | |
| | | | | | | | | | cu | ci-cu | | 11.1 | — | 0.2 | | | | |
| | | | | | | | | | cu-ni | cu | cu | — | — | — | | | | |
| | | | | | | | | | cu | cu | cu | 0.7 | — | — | | | | |
| | | | | | | | | | cu | ci | ci-cu | — | — | — | | | | |
| | | | | | | | | | ni | ni | ni | 0.0 | — | 0.0 | | | | |
| | | | | | | | | | ci | cu | | — | — | — | | | | |
| | | | | | | | | | cu | | ci-cu | — | — | — | | | | |
| | | | | | | | | | cu | ni | ni | — | 0.0 | 6.9 | | | | |
| | | | | | | | | | cu | cu | cu-ni | — | 0.7 | — | | | | |
| | | | | | | | | | cu-ni | cu | | 0.3 | — | — | | | | |
| | | | | | | | | | cu | cu | cu | — | — | — | | | | |
| | | | | | | | | | ci | | | — | — | — | | | | |
| | | | | | | | | | | | | — | — | — | | | | |
| | | | | | | | | | | | | 29.6 | 1.9 | 21.4 | | | | |

* observaciones se efectuaron según hora oficial de Chile (75° de long.)

Alle Beobachtungen nach chilenischer Einheitszeit (75° Länge).

**VALDIVIA** (H = 15 m) **NOVIEMBRE 1912** φ = 39° 48′ S λ = 73° 15′ W $C_g = \begin{matrix}-0.4 \\ -0.3\end{matrix}$

| Día / Tag | Barómetro Barometer 700 mm + 7a | 2p | 9p | Temperatura del aire Lufttemperatur C° 7a | 2p | 9p | Max. | Min. | Humedad absoluta Absolute Feuchtigkeit mm 7a | 2p | 9p | Humedad relativa Relative Feuchtigkeit % 7a | 2p | 9p | Dirección y fuerza del viento Richtung und Stärke des Windes 0—12 B 7a | 2p | 9p | Nebulosidad Bewölkung 0—10 7a | 2p | 9p | Agua caída Niederschlag mm 7a-7a | Notas Bemerkungen |
|---|---|---|---|---|---|---|---|---|---|---|---|---|---|---|---|---|---|---|---|---|---|---|
| 1 | 64.5 | 63.7 | 64.5 | 8.6 | 15.5 | 8.6 | 16.2 | 3.7 | 7.0 | 7.2 | 7.8 | 84 | 55 | 94 | N 1 | W 2 | C 0 | 5 | 3 | 2 | 0.3 | ⌓² an |
| 2 | 63.3 | 62.1 | 61.9 | 10.9 | 13.8 | 11.3 | 14.7 | 7.6 | 8.8 | 7.6 | 9.1 | 91 | 65 | 91 | NNW 1 | NNW 2 | NW 3 | 10 | 9 | 10 | 0.6 | ≡ 3a-6a, ● gt 10a, ●¹ |
| 3 | 63.6 | 64.8 | 66.8 | 11.3 | 13.3 | 6.4 | 14.0 | 6.3 | 6.8 | 6.5 | 5.2 | 65 | 57 | 72 | W 1 | W 3 | C 0 | 8 | 6 | 0 | 13.2 | ●¹ MN-5a, ● gt 8a20, |
| 4 | 68.2 | 67.0 | 68.8 | 6.7 | 13.3 | 6.6 | 13.7 | **0.4** | 5.9 | 5.9 | 5.7 | 80 | 52 | 79 | C 0 | W 4 | C 0 | 1 | 5 | 0 | 0.0 | ⌓² an; ∞ hor W |
| 5 | 67.3 | 63.8 | 60.9 | 8.6 | 10.4 | 11.5 | 12.7 | 3.2 | 7.1 | 8.9 | 8.5 | 85 | 94 | 84 | C 0 | N 3 | WNW 3 | 8 | 10 | 10 | 0.8 | ● ch 3a, ●² 10a-6p |
| 6 | 64.1 | 65.3 | 68.8 | 9.4 | 13.7 | 7.3 | 14.4 | 7.3 | 6.5 | **5.1** | 5.3 | 74 | 43 | 69 | W 1 | W 5 | C 0 | 9 | 2 | 0 | 16.5 | ● ch 6a30 [10a |
| 7 | **70.3** | 67.7 | 67.6 | 7.8 | 17.1 | 9.1 | 17.6 | 1.0 | 6.5 | 7.2 | 7.5 | 82 | 50 | 86 | C 0 | WSW 2 | C 0 | 7 | 8 | 0 | — | ⌓¹ an |
| 8 | 63.9 | 59.0 | 59.4 | 12.2 | 23.6 | 14.4 | 24.1 | 7.5 | 7.2 | 9.1 | 8.3 | 68 | 42 | 68 | SSE 2 | SSE 2 | SSW 1 | 0 | 0 | 0 | — | ⌓⌓⁰ an |
| 9 | 61.5 | 61.8 | 63.5 | 12.1 | 14.7 | 12.0 | 16.0 | 6.1 | 8.4 | 8.2 | 9.3 | 79 | 66 | 89 | W 1 | W 4 | NW 1 | 6 | 5 | 2 | — | ⌓² an |
| 10 | 65.2 | 62.5 | 61.8 | 11.7 | 19.9 | 12.0 | 20.0 | 8.4 | 6.7 | 5.2 | 5.4 | 65 | **80** | 52 | S 2 | SSE 2 | SSE 2 | 7 | 5 | 2 | — | |
| 11 | 62.3 | 61.2 | 63.1 | 10.5 | 17.0 | 8.3 | 18.3 | 8.2 | 6.5 | 6.8 | 6.3 | 68 | 47 | 77 | SSE 2 | W 2 | C 0 | 8 | 7 | 0 | — | |
| 12 | 64.2 | 62.3 | 62.4 | 9.5 | 14.8 | 10.2 | 15.5 | 4.7 | 7.0 | 7.6 | 7.6 | 78 | 60 | 81 | C 0 | W 5 | W 1 | 7 | 3 | 0 | — | ⌓¹ an; ∞ hor W |
| 13 | 60.7 | 59.8 | 60.1 | 9.8 | 13.2 | 10.4 | 14.5 | 6.0 | 8.4 | 7.1 | 8.7 | 93 | 63 | 92 | C 0 | W 2 | C 0 | 10 | 9 | 8 | 0.2 | ≡ 6a45, 11a30 y 3p, ●¹ |
| 14 | 60.8 | 61.0 | 64.1 | 10.6 | 14.2 | 9.4 | 15.0 | 8.2 | 6.4 | 5.3 | 5.6 | 67 | 44 | 63 | S 2 | W 3 | W 1 | 8 | 3 | 6 | 2.9 | ● gt 8a45 |
| 15 | 65.3 | 62.4 | 61.3 | 8.3 | 16.4 | 10.0 | 17.2 | 4.3 | 6.4 | 5.4 | 7.6 | 79 | 39 | 82 | C 0 | W 2 | C 0 | 10 | 8 | 8 | — | ⌓¹ an; ∞ |
| 16 | 59.0 | 58.1 | 57.9 | 10.4 | 11.0 | 12.5 | 14.6 | 6.3 | 8.0 | 9.4 | 9.8 | 85 | 95 | 90 | NNW 1 | N 1 | NNW 1 | 9 | 10 | 10 | — | ● gt, ●¹ 0p30-n; ⌓¹ |
| 17 | 57.4 | 57.8 | 59.1 | 12.5 | 13.4 | 13.0 | 16.4 | 11.0 | **10.5** | **10.5** | 10.1 | **97** | 91 | 90 | C 0 | C 0 | C 0 | 10 | 10 | 10 | 21.5 | ● ch a interv |
| 18 | 60.4 | 61.7 | 63.7 | 13.4 | 16.5 | 11.9 | 17.5 | 10.8 | 9.7 | 8.4 | 8.9 | 84 | 60 | 86 | NNE 1 | WNW 2 | C 0 | 3 | 7 | 5 | 8.9 | ● ch an, ●² 8a-8a45, |
| 19 | 65.2 | 65.6 | 67.6 | 13.0 | 15.7 | 10.2 | 16.2 | 9.2 | 8.6 | 6.6 | 6.4 | 77 | 49 | 69 | W 1 | W 3 | W 1 | 7 | 2 | 0 | 5.4 | ● ch 2a30 |
| 20 | 69.7 | 68.1 | 68.6 | 9.6 | 16.7 | 9.2 | 17.1 | 5.2 | 6.7 | 7.1 | 6.4 | 75 | 49 | 73 | C 0 | W 2 | C 0 | 8 | 8 | 1 | — | ⌓² an; ⊕ 2p30 |
| 21 | 66.9 | 63.5 | 63.6 | 11.1 | 17.7 | 11.2 | 18.6 | 6.5 | 6.8 | 7.3 | 7.4 | 69 | 48 | 74 | S 2 | W 3 | NW 1 | 3 | 7 | 8 | — | ⌓⁰ an |
| 22 | 60.0 | 60.3 | 62.5 | 12.3 | 13.8 | 10.2 | 15.8 | 9.7 | 10.1 | 9.1 | 7.3 | 94 | 77 | 79 | NW 1 | W 3 | C 0 | 10 | 9 | 10 | 7.7 | ●¹ 1a-6a45 |
| 23 | 63.5 | 63.6 | 64.4 | 11.9 | 14.8 | 10.9 | 15.5 | 9.2 | 7.9 | 8.6 | 8.4 | 76 | 68 | 86 | NW 1 | WNW 4 | C 0 | 8 | 9 | 3 | 0.2 | ● ch 4a30, 2p30, 6p45 |
| 24 | 63.8 | 62.4 | 60.0 | 13.4 | 17.7 | 11.4 | 17.9 | 8.3 | 8.5 | 6.6 | 8.5 | 74 | 44 | 84 | N 1 | W 3 | C 0 | 5 | 8 | 5 | 0.1 | ⌓² an |
| 25 | 56.7 | **55.1** | 55.4 | 13.7 | 12.6 | 13.3 | 16.4 | 10.5 | 9.5 | 8.3 | 9.7 | 81 | 76 | 85 | NNW 1 | NW 4 | NW 2 | 10 | 10 | 8 | — | ●² 10a30-2p30, ● cha |
| 26 | 56.5 | 57.7 | 57.4 | 13.7 | 12.1 | 12.0 | 16.8 | 11.6 | 9.2 | 9.5 | 8.1 | 78 | 90 | 77 | NW 2 | WNW 3 | WNW 1 | 9 | 10 | 10 | **24.9** | ● ch a interv [MI |
| 27 | 59.7 | 62.1 | 64.4 | 11.2 | 14.7 | 7.3 | 15.0 | 7.2 | 7.1 | 6.5 | 6.0 | 71 | 52 | 78 | WNW 2 | WNW 2 | C 0 | 7 | 2 | 2 | 7.4 | ● ch an |
| 28 | 66.3 | 66.7 | 69.0 | 10.3 | 14.9 | 9.0 | 16.5 | 2.7 | 5.7 | 6.3 | 7.2 | 61 | 50 | 84 | SSE 2 | S 1 | C 0 | 5 | 8 | 0 | — | ⌓² an |
| 29 | 68.6 | 64.3 | 64 5 | 11.1 | 21.2 | 13.4 | 21.6 | 6.8 | 6.9 | 7.1 | 6.9 | 70 | 38 | 60 | SE 2 | S 2 | S 3 | 8 | 0 | 0 | — | ⌓¹ an |
| 30 | 63.7 | 59.4 | 59.6 | 13.2 | 27.3 | 18.5 | **27.3** | 9.3 | 7.5 | 9.7 | 7.5 | 66 | 36 | 47 | SE 2 | SSE 3 | SSE 3 | 0 | 0 | 0 | — | |
| Pro. Mit. | 63.4 | 62.4 | 63.1 | 11.0 | 15.7 | 10.7 | 16.9 | 6.9 | 7.6 | 7.5 | 7.6 | 77 | 58 | 78 | 1.1 | 2.6 | 0.8 | 7.0 | 6.1 | 4.0 | 110.6 | |

**LOS RISCOS** (H = 61 m) **NOVIEMBRE 1912** φ = 41° 13′ S λ = 72° 48′ W $C_g$ = —

| | | | | | | | | | | | | | | | | | | | | | | |
|---|---|---|---|---|---|---|---|---|---|---|---|---|---|---|---|---|---|---|---|---|---|---|
| 1 | 58.3 | 58.1 | 58.9 | 10.3 | 13.3 | 11.8 | 15.3 | 5.0 | | | | | | | NE 1 | NW 2 | C 0 | 8 | 9 | 9 | 1.9 | ⌓ an |
| 2 | 56.8 | 55.0 | 55.0 | 10.9 | 12.1 | 10.5 | 12.8 | 9.5 | | | | | | | N 2 | C 0 | N 2 | 10 | 10 | 10 | 0.2 | ● a interv |
| 3 | 58.0 | 59.2 | 62.0 | 7.0 | 11.5 | 6.2 | 12.1 | 5.2 | | | | | | | S 1 | NW 3 | S 3 | 10 | 4 | 2 | 11.8 | ● am, I-II; ⌒ al SE 3 |
| 4 | 62.4 | 63.0 | 63.3 | 6.6 | 10.4 | 5.2 | 10.6 | **1.1** | | | | | | | C 0 | S 1 | S 2 | 4 | 8 | 0 | 0.9 | ● ch 5p45 |
| 5 | 60.7 | 56.3 | 53.1 | 8.3 | 9.7 | 11.2 | 11.5 | *3.4* | | | | | | | N 4 | N 5 | N 3 | 10 | 10 | 10 | 0.0 | ●¹ I-n |
| 6 | 58.7 | 59.9 | 63.3 | 7.7 | 11.5 | 6.0 | 12.5 | 4.6 | | | | | | | S 1 | W 2 | C 0 | 4 | 7 | 7 | **27.9** | ● a interv, △ 5p |
| 7 | 64.7 | 64.7 | 63.2 | 8.2 | 13.1 | 9.8 | 14.2 | 2.3 | | | | | | | C 0 | S 1 | S 2 | 7 | 4 | 2 | 1.9 | ≡¹ en la cord |
| 8 | 60.3 | 55.0 | 55.0 | 9.7 | 18.9 | 10.9 | 19.4 | 3.2 | | | | | | | C 0 | S 2 | SE 1 | 2 | 0 | 0 | — | ≡¹ en la cord |
| 9 | 55.8 | 55.7 | 58.2 | 9.9 | 17.1 | 10.5 | 17.9 | 7.0 | | | | | | | C 0 | C 0 | SW 1 | 10 | 6 | 10 | — | ● gt 7p; ≡² a |
| 10 | 60.0 | 59.0 | 58.2 | 10.5 | 15.1 | 10.4 | 15.5 | *7.3* | | | | | | | S 2 | S 4 | S 3 | 5 | 2 | 2 | 0.0 | ≡¹ a |
| 11 | 56.8 | 57.4 | 59.0 | 10.6 | 15.5 | 8.8 | 16.0 | 4.7 | | | | | | | S 2 | S 3 | S 2 | 2 | 2 | 2 | — | |
| 12 | 58.3 | 56.8 | 57.3 | 10.3 | 14.8 | 10.0 | 15.6 | 6.2 | | | | | | | C 0 | NW 1 | S 1 | 10 | 9 | 5 | — | ● gt I |
| 13 | 54.0 | 53.2 | 54.1 | 10.0 | 10.9 | 8.6 | 12.5 | 8.2 | | | | | | | N 1 | C 0 | S 1 | 10 | 10 | 10 | 0.0 | ● 6a30-3p |
| 14 | 55.4 | 56.6 | 59.1 | 8.5 | 12.1 | 8.8 | 13.1 | 5.6 | | | | | | | C 0 | S 1 | S 1 | 9 | 6 | 9 | 6.4 | |
| 15 | 59.4 | 58.2 | 57.9 | 9.4 | 15.7 | 10.0 | 16.2 | 4.5 | | | | | | | C 0 | C 0 | C 0 | 10 | 5 | 10 | — | |
| 16 | 53.0 | 53.0 | 52.0 | 12.5 | 10.8 | 11.8 | 13.5 | 9.6 | | | | | | | C 0 | C 0 | N 2 | 8 | 10 | 10 | — | |
| 17 | 52.0 | 52.0 | 53.6 | 12.6 | 14.2 | 12.6 | 15.1 | 10.8 | | | | | | | N 1 | C 0 | N 1 | 9 | 10 | 9 | 12.5 | ● a interv |
| 18 | 54.6 | 56.5 | 58.7 | 12.2 | 13.9 | 10.6 | 15.8 | 10.5 | | | | | | | C 0 | N 1 | C 0 | 9 | 9 | 8 | 19.4 | ● a interv |
| 19 | 59.2 | 60.6 | 62.0 | 10.6 | 12.9 | 9.0 | 14.0 | 8.9 | | | | | | | SW 2 | S 2 | S 2 | 9 | 7 | 8 | 15.9 | ● a; ⌒ al SE 6p30 |
| 20 | **64.9** | 63.9 | 64.6 | 9.1 | 12.6 | 9.9 | 13.5 | 5.4 | | | | | | | S 2 | S 2 | SE 4 | 4 | 5 | 0 | 0.0 | ≡¹ en la cord |
| 21 | 62.2 | 58.9 | 57.7 | 10.0 | 14.4 | 14.3 | 15.4 | 6.1 | | | | | | | S 2 | C 0 | C 0 | 10 | 7 | 10 | — | ● 6p45-n; ⌓ an |
| 22 | 54.5 | 54.2 | 56.5 | 10.2 | 14.6 | 9.4 | 15.4 | 7.7 | | | | | | | W 1 | SW 6 | S 1 | 10 | 7 | 10 | 24.1 | ● a interv; ≡¹ en la |
| 23 | 57.1 | 57.7 | 58.6 | 10.0 | 12.9 | 9.8 | 12.7 | 8.4 | | | | | | | W 1 | SW 2 | C 0 | 10 | 10 | 10 | 3.8 | ● a interv; ≡¹ en la |
| 24 | 58.7 | 57.3 | 54.1 | 11.5 | 12.8 | 13.4 | 14.5 | 8.2 | | | | | | | N 1 | N 1 | C 0 | 10 | 10 | 10 | 2.7 | ‖ an |
| 25 | 50.8 | **48.0** | 49.3 | 13.1 | 12.8 | 11.5 | 13.7 | 10.9 | | | | | | | N 4 | N 1 | N 1 | 10 | 10 | 10 | 0.0 | ● I-MN |
| 26 | 49.8 | 50.4 | 52.0 | 11.4 | 12.4 | 9.9 | 10.0 | 8.9 | | | | | | | N 2 | N 1 | SW 2 | 8 | 10 | 10 | 25.2 | ● MN-6a30, I-MN |
| 27 | 54.3 | 57.6 | 60.1 | 9.2 | 12.6 | 7.3 | 13.4 | 6.3 | | | | | | | S 1 | S 2 | S 1 | 6 | 5 | 0 | 6.2 | ● an |
| 28 | 61.3 | 61.9 | **64.9** | 8.6 | 12.3 | 3.7 | 13.7 | 2.8 | | | | | | | C 0 | SW 1 | S 1 | 6 | 7 | 2 | — | ● gt 2p |
| 29 | 64.3 | 61.5 | 61.0 | 9.4 | 15.6 | 11.7 | 16.5 | 2.5 | | | | | | | C 0 | S 4 | S 3 | 8 | 1 | 0 | 0.0 | ⌓² an |
| 30 | 59.3 | 56.5 | 56.4 | 11.8 | 20.8 | 12.6 | **21.5** | 6.4 | | | | | | | C 0 | SE 2 | C 0 | 2 | 1 | 0 | — | ⌓² an |
| Pro. Mit. | 57.8 | 57.3 | 58.0 | 10.0 | 13.6 | 9.9 | 14.5 | 6.4 | | | | | | | 1.0 | 1.7 | 1.3 | 7.7 | 6.7 | 6.2 | 160.8 | |

Barómetro reducido a 0°C y a gravedad normal.

Barometer reduciert auf 0°C und Normals

## LDIVIA (H = 15 m) — NOVIEMBRE 1912 — φ = 39° 48′ S — λ = 73° 15′ W — $h_a$ = 4 m

| mp. a la temp. Temp. à Freien | Velocidad del viento / Windgeschwindigkeit | | | | | | | | Nubes (clase y dirección) / Wolken (Art und Richtung) | | | Agua caída / Niederschlag | | | Evaporación / Verdunstung | | | |
|---|---|---|---|---|---|---|---|---|---|---|---|---|---|---|---|---|---|---|
| | m/minuto | | | km | | | | | | | | mm | | | mm | | | |
| x. Min. | 7a | 2p | 9p | 9p-7a | 7a-2p | 2p-9p | 7a-7a | k/1h | 7a | 2p | 9p | 7a | 2p | 9p | 7a | 2p | 9p | 7a-7a |
| 2 2.4 | 60 | 150 | 0 | 8.4 | 39.8 | 41.6 | 88.9 | 3.7 | fr-cu N | fr-cu N | ni | — | — | — | 0.1 | 0.6 | 0.8 | 1.4 |
| 5 6.2 | 40 | 175 | 285 | 8.4 | 70.4 | 72.4 | 89.8 | 3.7 | cu-ni NW | cu-ni NW | ni NW | 0.6 | 0.0 | 4.2 | 0.1 | 0.5 | 0.5 | 1.5 |
| 5 5.2 | 50 | 330 | 0 | 62.4 | 98.6 | 63.8 | 205.2 | 8.6 | cu-ni W | fr-cu W | | 9.0 | 0.0 | — | 0.4 | 0.9 | 0.9 | 1.4 |
| 5 -1.2 | 0 | 370 | 0 | 0.4 | 57.8 | 75.2 | 162.8 | 6.8 | fr-cu | fr-cu W | | — | — | — | 0.3 | 1.0 | 0.8 | 2.1 |
| 5 2.0 | 25 | 260 | 230 | 5.7 | 55.9 | 111.0 | 138.7 | 5.8 | cu-ni NW | ni N | ni NW | 0.8 | 6.9 | 8.5 | 0.1 | 0.1 | 0.3 | 1.9 |
| 5 5.6 | 85 | **450** | 0 | 60.4 | 66.8 | 78.7 | 227.3 | 9.5 | cu-ni W | fr-cu SW | | 1.1 | — | — | 0.5 | 0.8 | 1.2 | 0.9 |
| 7 -0.6 | 0 | 185 | 0 | 2.2 | 38.1 | 25.1 | 147.7 | 6.2 | ci-str | ci-str | | — | — | — | 0.1 | 0.9 | 0.6 | 2.1 |
| 7 6.4 | 210 | 160 | 50 | 69.3 | 82.1 | 33.4 | 132.5 | 5.5 | | | | — | — | — | 0.4 | 1.4 | 1.3 | 1.9 |
| 8 4.7 | 75 | 380 | 75 | 2.4 | 87.3 | 86.8 | 117.9 | 4.9 | ci-str W | cu, ci W | cu-ni | — | — | — | 0.3 | 0.7 | 0.8 | 3.0 |
| 7 7.0 | 210 | 115 | 200 | 36.2 | 53.2 | 48.6 | 210.3 | 8.8 | ci-str | ci W | cu | — | — | — | 0.3 | 1.2 | 1.4 | 1.8 |
| 2 6.6 | 110 | 215 | 0 | 53.1 | 53.8 | 42.7 | 154.9 | 6.5 | ci-cu W | a-cu W | | — | — | — | 0.7 | 1.2 | 0.7 | 3.3 |
| 5 3.0 | 0 | 435 | 40 | 1.7 | 73.8 | 94.8 | 98.2 | 4.1 | a-cu W | cu W | | — | — | — | 0.4 | 0.9 | 0.9 | 2.3 |
| 1 4.5 | 25 | 165 | 0 | 4.8 | 72.6 | 36.7 | 173.4 | 7.2 | cu-ni W | cu-ni W | cu-ni | 0.2 | 0.1 | 2.2 | 0.1 | 0.5 | 0.4 | 1.9 |
| 4 7.2 | 130 | 285 | 40 | 10.7 | 56.0 | 62.6 | 120.0 | 5.0 | cu W | cu, ci-str | str | 0.6 | — | — | 0.2 | 0.8 | 1.1 | 1.1 |
| 2 3.0 | 0 | 205 | 0 | 0.9 | 23.0 | 46.3 | 119.5 | 5.0 | str WNW | ci, cu W | str | — | — | — | 0.1 | 0.6 | 0.9 | 2.0 |
| 5 5.4 | 75 | 35 | 60 | 1.0 | 30.6 | 40.7 | **70.3** | **2.9** | a-cu NNW, cu | ni N | cu-ni | — | 3.0 | 8.1 | 0.1 | 0.3 | 0.1 | 1.6 |
| 1 10.5 | 0 | 25 | 25 | 17.7 | 33.6 | 36.7 | 89.0 | 3.7 | cu-ni N | cu-ni NW | cu-ni NNW | 10.4 | 4.3 | 0.5 | 0.1 | 0.2 | 0.3 | **0.5** |
| 3 10.0 | 30 | 155 | 0 | 13.4 | 44.4 | 38.8 | 83.7 | 3.5 | cu-ni NNE | fr-cu NNW | a-cu NNW | 4.1 | 4.9 | 0.0 | 0.6 | 0.7 | 0.7 | 1.1 |
| 0 8.0 | 60 | 310 | 85 | 2.7 | 105.4 | 73.4 | 85.9 | 3.6 | cu W | fr-cu W | | 0.5 | — | — | 0.1 | 1.0 | 1.0 | 1.5 |
| 6 4.0 | 0 | 145 | 0 | 4.1 | 43.4 | 27.2 | 182.9 | 7.6 | cu-ni SW | str-cu S | ci | — | — | — | 0.1 | 0.8 | 0.9 | 2.1 |
| 6 4.5 | 160 | 275 | 85 | 21.8 | 57.8 | 72.4 | 92.4 | 3.8 | ci-cu S | ci W | cu-ni W | — | — | — | 0.2 | 1.0 | 1.3 | 1.9 |
| 5 8.0 | 50 | 280 | 0 | 24.4 | 32.1 | 75.0 | 154.6 | 6.4 | ni W | cu-ni W | cu-ni W | 7.7 | — | — | 0.1 | 0.5 | 0.9 | 2.4 |
| 4 7.7 | 55 | 320 | 0 | 12.1 | 73.2 | 55.8 | 119.2 | 5.0 | cu-ni W | cu-ni WNW | fr-cu W | 0.2 | — | 0.1 | 0.3 | 0.7 | 0.5 | 1.7 |
| 8 7.5 | 50 | 255 | 0 | 9.0 | 44.8 | 47.4 | 138.0 | 5.8 | cu-ni WNW | a-cu W | cu-ni W | — | — | — | 0.3 | 1.0 | 0.9 | 1.5 |
| 4 9.2 | 105 | 350 | 120 | 13.2 | 84.2 | 72.8 | 105.4 | 4.4 | cu-ni NNW | ni NW | cu-ni NW | — | 17.0 | 3.8 | 0.1 | 0.4 | 0.3 | 2.0 |
| 4 10.5 | 225 | 260 | 105 | 97.6 | 122.8 | 60.8 | **254.6** | **10.6** | cu-ni NW | ni NW | ni NW | 4.1 | 1.2 | 1.7 | 0.5 | 0.8 | 0.4 | 1.2 |
| 7 5.6 | 130 | 170 | 0 | 23.0 | 79.4 | 63.3 | 206.6 | 8.6 | cu-ni W | fr-cu W | fr-cu W | 4.5 | — | — | 0.3 | 1.1 | 1.2 | 1.5 |
| 0 1.1 | 150 | 60 | 0 | 3.4 | 29.4 | 30.2 | 146.1 | 6.1 | ci-str W | cu-ni S | | — | — | — | 0.1 | 0.8 | 0.8 | 2.4 |
| 2 4.5 | 180 | 165 | 275 | 24.3 | 60.0 | 56.2 | 83 9 | 3.5 | ci-str S | | | — | — | — | 0.2 | 1.3 | 1.4 | 1.8 |
| 2 7.8 | 200 | 250 | 290 | 78.4 | 77.8 | 78.0 | 194.6 | 8.1 | | | | — | — | — | 0.7 | 1.6 | 2.1 | **3.4** |
| 9 5.5 | 83 | 231 | 66 | 22.4 | 61.6 | 58.3 | 139.8 | 5.8 | | | | 43.8 | 37.4 | 29.1 | 7.9 | 24.3 | 25.4 | 55.2 |

## S RISCOS (H = 61 m) — NOVIEMBRE 1912 — φ = 41° 13′ S — λ = 72° 48′ W — $h_a$ = 6 m

| | | | | | | | | | | | | | | | | | | |
|---|---|---|---|---|---|---|---|---|---|---|---|---|---|---|---|---|---|---|
| 4.1 4.3 | 60 | 104 | 11 | 1.5 | 33.6 | 8.7 | 35.4 | 1.5 | str-cu NE | str-cu NW | str-cu NE | — | — | — | 0.2 | 0.6 | 0.6 | 1.0 |
| 7.5 9.3 | 190 | 23 | 148 | 49.5 | 34.8 | 48.3 | 91.8 | 3.8 | str-cu N | ni N | ni N | 0.2 | 0.7 | 4.0 | 0.4 | 0.2 | 0.2 | 1.6 |
| 3.1 3.9 | 90 | 250 | 250 | 50.8 | 73.4 | 59.5 | 133.9 | 5.6 | ni S | cu NW | cu S | 7.1 | 0.4 | 0.5 | 0.6 | 0.6 | 1.4 | 1.0 |
| 1.5 **1.0** | 0 | 64 | 128 | 17.4 | 19.6 | 14.2 | 150.3 | 6.3 | cu SE | cu-ni S | | — | — | 0.0 | 0.2 | 0.4 | 0.6 | 2.2 |
| 8.1 3.1 | 320 | 343 | 265 | 60.5 | 73.6 | 71.1 | 94.3 | 3.9 | ni N | ni N | ni N | — | 7.3 | 16.9 | 0.5 | 0.1 | 0.3 | 1.5 |
| 1.5 4.5 | 54 | 120 | 0 | 38.9 | 60.5 | 52.7 | 183.6 | 7.6 | cu, str-cu S | cu-ni W | str-cu SE | 3.7 | 0.5 | 1.3 | 0.2 | 0.6 | 0.9 | **0.6** |
| 5.0 1.1 | 0 | 59 | 240 | 16.5 | 23.3 | 54.5 | 129.7 | 5.4 | str-cu S | cu-ni | ci S | 0.1 | — | — | 0.0 | 0.8 | 1.0 | 1.5 |
| 4.5 2.5 | 0 | 186 | 95 | 17.5 | 37.6 | 52.0 | 95.3 | 4.0 | cu S | | | — | — | — | 0.1 | 1.2 | 1.4 | 1.9 |
| 4.7 5.7 | 0 | 18 | 105 | 13.5 | 31.1 | 42.3 | 103.1 | 4.3 | str N | cu N, ci N | str-cu SW | — | — | 0.0 | 0.1 | 0.4 | 0.7 | 2.7 |
| 1.5 7.1 | 190 | 330 | 299 | 67.2 | 164.6 | 1.2 | 140.6 | 5.9 | cu S, str-cu S | cu S | cu S | — | — | — | 0.8 | 1.8 | 2.2 | 1.9 |
| 2.0 3.6 | 121 | 238 | 199 | 25.8 | 59.7 | 50.5 | **191.6** | **8.0** | a-cu S | a-cu S | cu S | — | — | — | 1.0 | 1.5 | 1.1 | **5.0** |
| 4.5 6.0 | 0 | 31 | 54 | 0.8 | 7.4 | 34.0 | 111.0 | 4.6 | str-cu N | cu N | cu S | — | 0.0 | — | 0.3 | 0.6 | 0.8 | 2.9 |
| 0.5 7.5 | 75 | 0 | 49 | 14.9 | 23.3 | 29.8 | 56.3 | 2.3 | ni N | ni S | str-cu S | 0.0 | 6.0 | 0.4 | 0.3 | 0.2 | 0.2 | 1.7 |
| 8.0 5.5 | 0 | 70 | 30 | 21.3 | 25.7 | 21.3 | 74.4 | 3.1 | str-cu S | str-cu S | str-cu S | — | — | — | 0.2 | 0.8 | 0.6 | **0.6** |
| 8.7 4.4 | 0 | 28 | 0 | 9.0 | 5.3 | 7.2 | 56.0 | 2.3 | str-cu NE | cu S | a-str SE | — | — | — | 0.2 | 0.4 | 0.6 | 1.6 |
| 7.0 9.4 | 0 | 0 | 105 | 0.9 | 4.4 | 31.5 | **18.4** | **0.6** | a-str NE | ni NE | ni N | — | 6.5 | 2.8 | 0.0 | 0.4 | 0.3 | 1.0 |
| 6.5 10.7 | 48 | 20 | 32 | 56.9 | 15.4 | 7.3 | 92.8 | 3.9 | str-cu N | ni NE | cu-ni N | 3.2 | 3.7 | 13.9 | 0.4 | 0.2 | 0.2 | 1.1 |
| 6.5 9.5 | 0 | 51 | 0 | 18.8 | 26.6 | 5.6 | 41.5 | 1.7 | str-cu N | str-cu N | cu NNE | 1.8 | 0.0 | 10.4 | 0.3 | 0.6 | 0.3 | 0.7 |
| 5.7 8.0 | 110 | 171 | 104 | 22.6 | 61.8 | 43.8 | 54.8 | 2.3 | ni SW | cu-ni SW | cu S | 5.5 | 0.0 | — | 0.2 | 0.8 | 0.6 | 1.1 |
| 6.1 5.1 | 157 | 205 | 320 | 48.4 | 73.0 | 59.2 | 154.0 | 6.4 | cu S | cu S | ci S | — | — | — | 0.5 | 0.6 | 1.4 | 1.9 |
| 6.3 5.0 | 160 | 0 | 29 | 58.9 | 40.6 | 17.2 | 191.1 | **8.0** | a-str S | a-cu N | str S | — | — | 2.3 | 0.6 | 0.7 | 0.5 | 2.6 |
| 4.9 7.6 | 64 | **415** | 41 | 38.4 | 44.0 | 60.5 | 96.2 | 4.0 | str W | cu SW | ni SSW | 21.8 | 2.0 | 0.5 | 0.2 | 0.5 | 0.8 | 1.4 |
| 3.2 8.1 | 55 | 169 | 10 | 28.7 | 18.4 | 39.6 | 133.2 | 5.6 | ni W | ni SW | ni SSE | 1.3 | 0.7 | 1.5 | 0.1 | 0.2 | 0.3 | 1.4 |
| 9.5 7.8 | 65 | 44 | 18 | 18.8 | 8.1 | 9.2 | 76.8 | 3.2 | cu N, str-cu N | str-cu N | str-cu N | 0.5 | 0.0 | — | 0.2 | 0.4 | 0.4 | 0.7 |
| 7.0 10.0 | 250 | 36 | 78 | 72.5 | 60.0 | 37.8 | 89.8 | 3.7 | str-cu N | ni N | ni N | — | 8.2 | 10.6 | 0.7 | 0.5 | 0.2 | 1.5 |
| 4.5 8.5 | 135 | 79 | 157 | 58.5 | 53.0 | 26.4 | 156.3 | 6.5 | cu N, str-cu N | ni NW | ni SW | 6.4 | 1.1 | 3.1 | 0.1 | 0.6 | 0.2 | 0.8 |
| 1.0 6.1 | 102 | 153 | 94 | 32.2 | 42.1 | 45.6 | 111.6 | 4.6 | cu S | cu S | | 2.0 | — | — | 0.4 | 0.7 | 1.0 | 1.2 |
| 2.5 1.6 | 0 | 108 | 98 | 14.2 | 37.7 | 28.4 | 101.9 | 4.2 | a-str SW | cu SW | cu S | — | 0.0 | — | 0.2 | 0.9 | 0.6 | 1.9 |
| 2.0 2.3 | 0 | 308 | 202 | 22.4 | 43.0 | 76.9 | 88.5 | 3.7 | a-str S | ci-str S | | — | — | — | 0.1 | 1.1 | 1.5 | 1.6 |
| 5.0 5.7 | 0 | 240 | 0 | 26.8 | 41.5 | 69.2 | 146.7 | 6.1 | ci-str S | ci-str SE | | — | — | — | 0.5 | 1.4 | 2.6 | 3.1 |
| 2 5.8 | 75 | 129 | 105 | 30.8 | 41.4 | 36.8 | 106.5 | 4.4 | | | | 53.6 | 37.1 | 68.2 | 9.6 | 19.8 | 23.5 | 49.7 |

Las observaciones se efectuaron según hora oficial de Chile (75° de long.)

Alle Beobachtungen nach chilenischer Einheitszeit (75° Länge)

**PUERTO MONTT** H = 6 m) **NOVIEMBRE 1912** φ = 41° 28′ S λ = 72° 55′ W $C_g$ = —

| Día / Tag | Barómetro Barometer 700 mm + 7a | 2p | 9p | Temperatura del aire Lufttemperatur C° 7a | 2p | 9p | Max. | Min. | Humedad absoluta Absolute Feuchtigkeit mm 7a | 2p | 9p | Humedad relativa Relative Feuchtigkeit % 7a | 2p | 9p | Dirección y fuerza del viento Richtung und Stärke des Windes 0—12 B 7a | 2p | 9p | Nebulosidad Bewölkung 0—10 7a | 2p | 9p | Agua caída Niederschlag mm 7a-7a | Notas Bemerkungen |
|---|---|---|---|---|---|---|---|---|---|---|---|---|---|---|---|---|---|---|---|---|---|---|
| 1 | 63.4 | 62.5 | 61.7 | 10.7 | 14.1 | 10.6 | 16.0 | 7.2 | 7.6 | 9.2 | 8.6 | 79 | 77 | 91 | NW 3 | N 2 | NW 2 | 7 | 8 | 5 | 7.8 | ≡ I (Tos convulsiva) |
| 2 | 61.3 | 59.0 | 59.1 | 11.9 | 14.2 | 11.0 | 15.0 | 7.9 | 8.1 | 9.1 | 9.2 | 79 | 76 | 94 | N 3 | NW 3 | NW 2 | 10 | 8 | 10 | 0.3 | ● ch I, ● 5p30-n |
| 3 | 63.0 | 64.0 | 66.6 | 9.4 | 14.0 | 5.8 | 14.0 | 5.8 | 7.9 | 6.9 | **5.6** | 89 | 58 | 82 | NW 2 | SW 2 | S 2 | 10 | 4 | 5 | 19.2 | ● ch y △ p y n |
| 4 | 67.6 | 67.6 | 67.0 | 8.0 | 7.2 | 7.0 | 13.2 | **3.3** | 6.9 | 6.3 | 6.8 | 86 | 83 | 91 | C 0 | S 2 | SW 2 | 5 | 8 | 0 | 1.8 | ● ch 8a y MD |
| 5 | 63.0 | 57.2 | 58.9 | 9.0 | 11.8 | 10.0 | 12.0 | 6.2 | 7.2 | 9.1 | 8.0 | 84 | 88 | 87 | N 5 | N 7 | N 4 | 10 | 10 | 10 | 3.1 | ● am-n |
| 6 | 63.3 | 64.5 | 67.5 | 8.7 | 13.8 | 8.0 | 14.6 | 5.2 | 6.5 | 7.1 | 6.1 | 77 | 60 | 76 | NW 2 | SW 3 | C 0 | 7 | 6 | 0 | **19.3** | ● y △ a interv |
| 7 | **69.9** | 68.9 | 68.4 | 10.8 | 15.0 | 9.4 | 15.2 | 7.3 | 7.5 | 6.8 | 7.2 | 77 | 53 | 82 | C 0 | S 3 | C 0 | 7 | 1 | 1 | 1.8 | ⊃ am y n |
| 8 | 64.9 | 61.9 | 61.0 | 10.5 | 16.8 | 10.0 | 18.8 | 4.3 | 8.4 | 9.1 | 6.8 | 90 | 64 | 74 | S 1 | S 3 | S 1 | 1 | 0 | 0 | — | ⊃ am y n |
| 9 | 60.9 | 60.2 | 63.1 | 10.8 | 17.3 | 10.5 | 19.0 | 6.9 | 8.7 | 9.6 | 8.9 | 90 | 66 | 94 | NW 1 | NW 2 | SW 2 | 10 | 9 | 10 | — | ● ch 5p; ≡ a |
| 10 | 65.6 | 64.6 | 63.4 | 11.9 | 15.8 | 10.5 | 16.0 | 7.9 | 6.6 | 7.5 | 6.7 | 64 | 56 | 71 | S 3 | S 5 | S 2 | 5 | 0 | 0 | 0.5 | ⊃ am |
| 11 | 62.7 | 62.2 | 62.9 | 10.3 | 17.9 | 10.0 | 18.5 | 9.1 | 6.6 | 7.0 | 7.0 | 71 | 46 | 76 | S 5 | SE 3 | W 1 | 6 | 3 | 0 | — | ⊃ am |
| 12 | 63.5 | 61.2 | 61.5 | 10.6 | 16.8 | 10.2 | 17.1 | 9.5 | 8.2 | 7.7 | 7.8 | 87 | 54 | 84 | NW 1 | W 3 | NW 3 | 10 | 5 | 6 | — | ≡ a interv I y II |
| 13 | 59.0 | 58.5 | 59.2 | 11.2 | 13.0 | 10.0 | 13.0 | 9.4 | 8.3 | 8.6 | 8.0 | 84 | 77 | 87 | NW 2 | NW 2 | NW 1 | 10 | 10 | 9 | 0.6 | ● ch a interv |
| 14 | 60.1 | 60.5 | 62.6 | 10.0 | 12.6 | 9.6 | 13.5 | 9.6 | 6.9 | 5.7 | 7.0 | 75 | **52** | 79 | W 1 | W 2 | C 0 | 9 | 8 | 9 | 3.2 | ⊃ am |
| 15 | 63.1 | 61.4 | 58.7 | 11.0 | 17.0 | 11.5 | 19.0 | 9.0 | 7.4 | 7.9 | 8.3 | 75 | 55 | 82 | NW 1 | N 1 | N 2 | 9 | 9 | 10 | — | ● ch 3p-n |
| 16 | 57.3 | 56.9 | 55.7 | 12.1 | 12.0 | 12.0 | 15.0 | 10.9 | 9.1 | 9.2 | 8.9 | 88 | 89 | 86 | N 2 | N 2 | N 3 | 10 | 10 | 8 | 3.6 | ≡ 9a35-MD, ● MD-n |
| 17 | 56.2 | 56.0 | 57.4 | 13.5 | 16.0 | 12.4 | 18.8 | 11.9 | 9.9 | **11.8** | 9.2 | 87 | 87 | 87 | N 3 | N 3 | N 3 | 8 | 10 | 7 | 8.0 | ● ch a interv |
| 18 | 59.4 | 61.0 | 62.0 | 13.0 | 15.1 | 12.5 | 19.2 | 11.7 | 9.8 | 10.4 | 10.0 | 89 | 82 | 94 | N 3 | N 3 | N 1 | 9 | 10 | 8 | 12.1 | ● ch a interv |
| 19 | 64.2 | 64.9 | 66.6 | 11.0 | 14.0 | 9.6 | 16.0 | 9.2 | 8.6 | 9.1 | 7.3 | 87 | 77 | 83 | W 2 | W 1 | W 1 | 10 | 5 | 4 | 5.0 | ● ch a interv; ∪ |
| 20 | 68.8 | 68.6 | 68.7 | 10.2 | 14.7 | 11.0 | 19.0 | 8.1 | 6.7 | 8.3 | 7.4 | 72 | 67 | 75 | SW 3 | S 3 | S 4 | 7 | 8 | 2 | 1.1 | ⊃ am |
| 21 | 66.6 | 63.3 | 61.2 | 11.1 | 16.4 | 9.8 | 16.4 | 9.4 | 7.5 | 8.6 | 8.0 | 76 | 61 | 88 | SW 2 | S 2 | N 1 | 9 | 7 | 10 | — | ● II-n |
| 22 | 58.8 | 58.8 | 60.0 | 12.0 | 16.0 | 10.5 | 16.2 | 9.1 | 9.8 | 8.0 | 7.9 | **95** | 59 | 84 | N 1 | NW 3 | NW 2 | 9 | 8 | 10 | 8.4 | ●⁰ ch a interv |
| 23 | 61.3 | 61.3 | 62.7 | 10.8 | 13.0 | 11.0 | 15.0 | 9.4 | 8.7 | 8.6 | 8.6 | 90 | 77 | 87 | NW 2 | NW 3 | NW 2 | 10 | 10 | 10 | 2.4 | ≡ am-8a, ● ch a inter |
| 24 | 62.1 | 60.5 | 58.0 | 14.0 | 16.2 | 13.4 | 17.0 | 9.6 | 8.7 | 9.5 | 10.0 | 74 | 69 | 88 | NW 2 | N 3 | N 3 | 10 | 9 | 10 | 3.4 | ≡ 5p45-n |
| 25 | 52.6 | **50.9** | 51.6 | 14.3 | 14.6 | 12.3 | 16.2 | 11.6 | 9.3 | 10.3 | 9.6 | 77 | 84 | 91 | N 6 | N 3 | N 5 | 10 | 10 | 10 | 0.3 | ≡ 8a-8a35, ● 8a35-II |
| 26 | 52.7 | 53.7 | 56.0 | 13.2 | 13.7 | 10.0 | 16.0 | 9.5 | 9.7 | 9.6 | 8.0 | 87 | 82 | 87 | N 5 | N 3 | C 0 | 8 | 8 | 10 | 18.1 | ● ch a interv |
| 27 | 59.3 | 62.0 | 63.9 | 9.1 | 13.5 | 8.5 | 16.6 | 8.5 | 6.5 | 8.8 | 5.9 | 75 | 76 | 71 | NW 1 | NW 2 | C 0 | 2 | 4 | 0 | 9.0 | ● ch a |
| 28 | 65.6 | 66.3 | 68.7 | 8.9 | 14.2 | 11.0 | 16.2 | 8.1 | 6.6 | 7.2 | 7.4 | 77 | 61 | 75 | C 0 | W 1 | C 0 | 2 | 8 | 8 | 0.3 | ● ch p |
| 29 | 68.5 | 66.3 | 65.6 | 10.2 | 15.9 | 10.6 | 16.5 | 10.0 | 7.8 | 11.6 | 7.8 | 84 | 86 | 83 | S 1 | S 3 | S 1 | 4 | 5 | 0 | 1.8 | ⊃ am |
| 30 | 63.7 | 62.2 | 61.4 | 12.0 | 18.4 | 13.0 | **20.2** | 10.0 | 8.0 | 9.9 | 9.3 | 76 | 63 | 85 | SW 2 | S 2 | C 0 | 1 | 1 | 0 | — | |
| Pro. Mit. | 62.3 | 61.6 | 62.0 | 11.0 | 14.7 | 10.4 | 16.3 | 8.5 | 8.0 | 8.6 | 7.9 | 81 | 70 | 84 | 2.2 | 2.7 | 1.7 | 7.5 | 6.7 | 5.7 | 131.1 | |

**PUNTA CORONA** (H = 25 m) **NOVIEMBRE 1912** φ = 41° 51′ S λ = 73° 50′ W $C_g$ = —

| | | | | | | | | | | | | | | | | | | | | | | |
|---|---|---|---|---|---|---|---|---|---|---|---|---|---|---|---|---|---|---|---|---|---|---|
| 1 | | | | 9.0 | 11.4 | 10.8 | 11.9 | 7.3 | 7.4 | 8.6 | 8.4 | 87 | 86 | 89 | NE 2 | N 10 | N 4 | 5 | 10 | 10 | — | |
| 2 | | | | 10.6 | 10.4 | 9.8 | 12.3 | 6.5 | 8.6 | 9.2 | 8.1 | 91 | 98 | 89 | N 7 | N 11 | NW 2 | 10 | 5 | 5 | 1.0 | ●⁰ 2a5-2a40 |
| 3 | | | | 8.8 | 9.8 | 6.6 | 10.7 | **4.1** | 5.8 | 6.0 | 5.4 | 68 | 66 | 74 | W 3 | SW 5 | SW 1 | 10 | 2 | 5 | — | ●² 2p8-8p55 |
| 4 | | | | 7.0 | 9.8 | 9.2 | 10.3 | 4.5 | 5.5 | 5.8 | 5.5 | 74 | 64 | 63 | W 1 | W 4 | N 4 | 5 | 2 | 5 | **19.5** | |
| 5 | | | | 9.8 | 11.0 | 9.6 | 11.9 | 7.3 | 7.6 | 9.5 | 7.2 | 84 | 97 | 82 | N 10 | NW 10 | N 6 | 10 | 5 | 10 | 2.0 | ●¹ 4a3-5a, 9a5-1p11; 4 |
| 6 | | | | 9.2 | 10.4 | 8.6 | 11.3 | 5.7 | 8.0 | 5.9 | 5.9 | 92 | 63 | 70 | NW 1 | SW 5 | S 1 | 8 | 7 | 8 | 3.1 | [10-11a40; ⟋ 5a12 |
| 7 | | | | 9.2 | 11.2 | 9.6 | 12.1 | 6.5 | 7.3 | 6.5 | 6.6 | 84 | 66 | 74 | S 1 | SW 2 | S 1 | 10 | 2 | 10 | — | |
| 8 | | | | 11.4 | 12.6 | 11.0 | 14.3 | 9.7 | 8.6 | 10.1 | 9.0 | 86 | 93 | 92 | S 1 | SW 2 | SW 4 | 0 | 0 | 0 | — | ≡ 11a5-5p45 |
| 9 | | | | 10.6 | 11.2 | 9.4 | 12.0 | 6.9 | 8.3 | 9.4 | 6.7 | 89 | 95 | 76 | N 2 | N 7 | S 1 | 10 | 10 | 10 | — | |
| 10 | | | | 10.2 | 10.8 | 8.8 | 12.3 | 6.7 | 6.9 | 9.2 | 6.6 | 74 | 95 | 78 | S 2 | SW 3 | S 2 | 0 | 0 | 0 | — | |
| 11 | | | | 10.0 | 11.0 | 9.0 | 12.7 | 7.3 | 7.7 | 8.3 | 7.8 | 84 | 85 | 92 | S 1 | NW 3 | SW 2 | 2 | 8 | 6 | — | |
| 12 | | | | 9.8 | 12.0 | 9.2 | 12.9 | 6.5 | 7.9 | 8.0 | 7.6 | 87 | 76 | 89 | W 2 | W 3 | NW 4 | 8 | 5 | 10 | — | ⁰ 1p8-2p11, ●⁰ 10p5- |
| 13 | | | | 9.8 | 11.2 | 7.6 | 12.5 | 5.7 | 8.8 | 6.8 | 6.5 | 98 | 88 | 83 | NW 4 | SW 4 | S 1 | 10 | 9 | 5 | 3.5 | ●⁰ MN-1a8, ●¹ 9a10- |
| 14 | | | | 8.4 | 10.6 | 8.4 | 11.3 | 5.7 | 7.3 | 5.3 | 5.6 | 89 | 56 | 67 | S 1 | SW 2 | S 1 | 5 | 5 | 0 | 1.5 | |
| 15 | | | | 10.0 | 11.6 | 11.4 | 12.9 | 7.3 | 7.1 | 8.4 | 8.8 | 79 | 84 | 88 | SE 1 | N 7 | N 3 | 10 | 8 | 10 | — | ●⁰ 6p5-8p55; ≡ 6p5-M |
| 16 | | | | 11.2 | 11.6 | 11.8 | 12.9 | 9.3 | 9.7 | 9.2 | 9.6 | 98 | 91 | 94 | NE 1 | NE 1 | NE 3 | 10 | 8 | 10 | 2.0 | ●¹ 2p5-8p40; ≡ MN-1 |
| 17 | | | | 12.0 | 12.4 | 12.0 | 14.0 | 9.9 | **10.2** | 9.7 | **10.2** | 98 | 91 | 98 | N 2 | N 5 | N 3 | 10 | 10 | 10 | 8.0 | ●¹ 0p5-4p8, ●² 11p8- |
| 18 | | | | 11.6 | 13.6 | 12.0 | 14.1 | 9.5 | 9.7 | 9.7 | 8.0 | 96 | 85 | 76 | N 4 | N 3 | NW 2 | 5 | 8 | 7 | 9.0 | ●² MN-3a12, ●¹ 4p15 |
| 19 | | | | 10.0 | 11.2 | 9.2 | 12.3 | 6.5 | 7.0 | 7.2 | 6.4 | 76 | 73 | 74 | W 4 | SW 2 | S 3 | 10 | 6 | 5 | 4.4 | ●⁰ 1a13-2a40 |
| 20 | | | | 9.8 | 12.2 | 9.4 | 12.8 | 7.1 | 7.9 | 6.9 | 7.2 | 87 | 65 | 82 | SW 1 | SW 5 | SW 1 | 5 | 5 | 2 | — | |
| 21 | | | | 8.8 | 12.4 | 10.0 | 13.0 | 6.7 | 7.3 | 6.8 | 8.7 | 87 | 63 | 95 | SW 4 | SW 2 | N 8 | 2 | 2 | 10 | — | ●² 4p9-8p55, ●¹ 10p5 |
| 22 | | | | 11.8 | 11.2 | 10.4 | 12.3 | 7.3 | 8.8 | 8.9 | 6.6 | 86 | 90 | 70 | SW 4 | SW 4 | N 5 | 10 | 10 | 10 | 12.0 | ●⁰ 7p7-7p20 |
| 23 | | | | 10.8 | 11.0 | 10.8 | 11.9 | 8.3 | 7.7 | 8.3 | 7.7 | 81 | 85 | 81 | SW 3 | SW 3 | NW 3 | 10 | 10 | 10 | 0.5 | ●¹ 10a5-10a40 |
| 24 | | | | 11.4 | 11.0 | 11.4 | 12.2 | 9.7 | 8.6 | 9.5 | 9.8 | 86 | 97 | 98 | N 4 | N 11 | N 12 | 10 | 10 | 10 | 3.0 | ●⁰ a interv 6a15-6p5 |
| 25 | | | | 12.2 | 12.0 | 11.6 | 13.3 | 6.3 | **4.6** | 10.2 | 8.7 | 43 | 98 | 86 | N 11 | N 5 | N 5 | 10 | 10 | 10 | 13.6 | ● MN-3a5, ●² a inter |
| 26 | | | | 10.8 | 12.2 | 9.0 | 12.9 | 6.3 | 8.0 | 8.1 | 6.7 | 83 | 76 | 78 | N 8 | N 8 | S 1 | 10 | 10 | 10 | 17.5 | ●⁰ 10a10-10a25; ⌐ |
| 27 | | | | 7.4 | 10.8 | 7.2 | 11.1 | 4.7 | 6.6 | 4.8 | 5.2 | 86 | 50 | 69 | SW 1 | SW 3 | SW 1 | 8 | 5 | 0 | 0.5 | [0a |
| 28 | | | | 9.2 | 11.6 | 12.6 | 12.5 | 6.5 | 6.8 | 6.1 | 4.8 | 79 | 59 | **44** | S 1 | SW 2 | SW 1 | 5 | 4 | 0 | — | |
| 29 | | | | 10.8 | 14.0 | 10.4 | 15.1 | 7.0 | 8.0 | 7.0 | 5.7 | 83 | 59 | 60 | S 1 | SW 3 | S 1 | 5 | 0 | 0 | — | |
| 30 | | | | 12.0 | 16.6 | 12.8 | **17.3** | 9.9 | 8.0 | 7.9 | 9.0 | 76 | 56 | 82 | S 3 | S 4 | S 1 | 0 | 0 | 0 | — | |
| Pro. Mit. | | | | 10.1 | 11.6 | 10.0 | 12.6 | 7.1 | 7.7 | 7.9 | 7.3 | 84 | 78 | 80 | 3.0 | 4.6 | 2.9 | 7.1 | 5.8 | 6.3 | 101.1 | |

Barómetro reducido a 0°C y a gravedad normal.

Barometer reduciert auf 0°C und Normals

(1) 10p25 MN. (2) ≡ 10a-1p10. (3) ●¹ 9p3-MN; ⟋ 9a3-MN. (4) 7a2-6p8; ⟋ 5a5-MN.

**ERTO MONTT** (H = 6 m) **NOVIEMBRE 1912** φ = 41° 28′ S λ = 72° 55′ W $h_a$ = —

| mp. a la temp. Temp. Freien. | Velocidad del viento Windgeschwindigkeit | | | | | | | | Nubes (clase y dirección) Wolken (Art und Richtung) | | | Agua caída Niederschlag | | | Evaporación Verdunstung | | | |
|---|---|---|---|---|---|---|---|---|---|---|---|---|---|---|---|---|---|---|
| | m/minuto | | | km | | | | | | | | mm | | | mm | | | |
| ax. Min. | 7a | 2p | 9p | 9p-7a | 7a-2p | 2p-9p | 7a-7a | k/1h | 7a | 2p | 9p | 7a | 2p | 9p | 7a | 2p | 9p | 7a-7a |
| | | | | | | | | | fr-cu N, ci NW | a-str NW | a-str | — | 0.3 | — | | | | |
| | | | | | | | | | cu-ni NW | cu-ni NW | ni | — | 2.4 | 8.8 | | | | |
| | | | | | | | | | cu-ni W | fr-cu W | fr-cu W | 8.0 | 1.6 | 0.2 | | | | |
| | | | | | | | | | ci W | a-cu W | | — | 2.5 | — | | | | |
| | | | | | | | | | ni N | ni N | ni N | 0.6 | 9.0 | 9.1 | | | | |
| | | | | | | | | | ni W | cu-ni W | | 1.2 | 1.5 | 0.3 | | | | |
| | | | | | | | | | cu-ni S, ci | ci | ci | — | — | — | | | | |
| | | | | | | | | | fr-cu S | | | — | — | — | | | | |
| | | | | | | | | | a- str | a-str NW | a-str | — | — | 0.5 | | | | |
| | | | | | | | | | fr-cu S | | | — | — | — | | | | |
| | | | | | | | | | fr-cu S | fr-cu W | | — | — | — | | | | |
| | | | | | | | | | a-str | fr-cu W, ci | a-cu, ci | — | 0.2 | 0.3 | | | | |
| | | | | | | | | | a-str | fr-cu W, a-str | a-cu | 0.1 | 2.7 | 0.5 | | | | |
| | | | | | | | | | a-cu W | cu-ni NW | a-cu N | — | — | — | | | | |
| | | | | | | | | | a-cu NW | a-str N | ni N | — | — | 2.0 | | | | |
| | | | | | | | | | fr-ni N, a-str | cu-ni N | ni N | 1.6 | 4.0 | 2.5 | | | | |
| | | | | | | | | | ni N | ni N | ni N | 1.5 | 3.3 | 7.6 | | | | |
| | | | | | | | | | fr-ni N, ci-str | ni N | ni N | 1.2 | 1.3 | 2.1 | | | | |
| | | | | | | | | | ni W | cu-ca | ci-cu W | 1.6 | 0.2 | 0.9 | | | | |
| | | | | | | | | | a-cu SW | a-cu SW | fr-cu S | — | — | — | | | | |
| | | | | | | | | | a-cu SW | ci-cu W | ni | — | — | 3.0 | | | | |
| | | | | | | | | | ni NW | cu-ni W | a-cu | 5.4 | 0.5 | 0.8 | | | | |
| | | | | | | | | | ni NW | a-cu NW | a-cu | 1.1 | 1.8 | 1.6 | | | | |
| | | | | | | | | | fr-ni NW, a-str | a-cu N | ni N | — | — | 0.3 | | | | |
| | | | | | | | | | fr-ni N, ci-str | ni N | ni N | — | 13.5 | 1.4 | | | | |
| | | | | | | | | | cu-ni N | cu-ni NW | ni | 3.2 | 2.5 | 3.0 | | | | |
| | | | | | | | | | fr-cu NW | fr-cu | | 3.5 | 0.3 | — | | | | |
| | | | | | | | | | fr-cu W | a-cu W | a-str | — | 1.5 | 0.3 | | | | |
| | | | | | | | | | fr-cu S, ci | ci | | — | — | — | | | | |
| | | | | | | | | | fr-cu S, ci | ci | | — | — | — | | | | |
| | | | | | | | | | | | | 29.0 | 49.1 | 45.2 | | | | |

**STA CORONA** (H = 25 m) **NOVIEMBRE 1912** φ = 41° 51′ S λ = 73° 50′ W $h_a$ = 3.6

| | | | | | | | | | | | | | | | | | | |
|---|---|---|---|---|---|---|---|---|---|---|---|---|---|---|---|---|---|---|
| 300 | 1000 | 500 | 188.0 | 262.0 | 102.0 | 562.0 | 23.4 | cu-ni | cu-ni | ni | — | — | — | | | | | |
| 800 | **1200** | 300 | 725.0 | 479.6 | 264.0 | 1089.0 | 45.4 | cu-ni | ni | ni | 1.0 | — | — | | | | | |
| 400 | 600 | 50 | 265.0 | 269.8 | 24.0 | 1008.6 | 42.0 | ni | cu | ci | — | — | 19.5 | | | | | |
| 50 | 450 | 500 | 203.0 | 116.0 | 164.0 | 496.8 | 20.7 | ni | ci | ni | — | — | — | | | | | |
| 1100 | 1000 | 700 | 428.0 | 632.0 | 375.0 | 808.0 | 33.7 | ni | ni | ni | 2.0 | 3.1 | — | | | | | |
| 100 | 600 | 100 | 265.0 | 236.1 | 61.0 | 1272.0 | 53.0 | cu | cu | cu | — | — | — | | | | | |
| 100 | 150 | 50 | 153.0 | 100.0 | 29.0 | 450.1 | 18.8 | ni | ci-str | ni | — | — | — | | | | | |
| 50 | 250 | 550 | 59.0 | 63.0 | 220.9 | **188.0** | **7.8** | | | | — | — | — | | | | | |
| 300 | 900 | 150 | 204.0 | 227.0 | 142.0 | 487.0 | 20.3 | ni | ni | ni | — | — | — | | | | | |
| 200 | 400 | 200 | 84.0 | 91.0 | 54.0 | 453.0 | 18.9 | | | | — | — | — | | | | | |
| 100 | 400 | 200 | 198.0 | 103.0 | 112.0 | 343.0 | 14.3 | ci-cu | cu-ni | cu | — | — | — | | | | | |
| 200 | 400 | 500 | 196.0 | 191.0 | 187.0 | 411.0 | 17.1 | ni | cu | ni | — | 0.0 | 0.0 | | | | | |
| 500 | 450 | 100 | 332.0 | 224.0 | 123.0 | 710.0 | 29.6 | ni | cu | ni | 3.5 | 1.5 | — | | | | | |
| 50 | 200 | 100 | 51.0 | 107.0 | 98.0 | 398.0 | 16.6 | cu | ci-str | | — | — | — | | | | | |
| 100 | 800 | 400 | 67.0 | 202.0 | 258.0 | 272.0 | 11.3 | ni | ni | ni | — | — | 2.0 | | | | | |
| 100 | 150 | 400 | 111.0 | 141.0 | 187.0 | 571.0 | 23.8 | ni | cu | ni | — | — | 0.8 | | | | | |
| 250 | 600 | 400 | 181.0 | 526.0 | 39.0 | 509.0 | 21.2 | ni | ni | ni | — | 1.0 | 2.5 | | | | | |
| 500 | 350 | 200 | 23.0 | 170.0 | 146.0 | 588.0 | 24.5 | ci | cu | cu | 5.5 | — | 2.1 | | | | | |
| 500 | 200 | 400 | 208.0 | 191.0 | 153.0 | 524.0 | 21.8 | ni | cu | cu | 2.3 | — | — | | | | | |
| 100 | 600 | 50 | 180.0 | 151.0 | 143.0 | 524.0 | 21.8 | ni | cu | str | — | — | — | | | | | |
| 450 | 250 | 900 | 93.0 | 116.0 | 199.0 | 387.0 | 26.1 | ci | ci-cu | ni | — | — | 9.0 | | | | | |
| 500 | 550 | 600 | 345.0 | 294.0 | 207.1 | 660.0 | 27.5 | ni | ni | ni | 3.0 | — | 0.5 | | | | | |
| 400 | 350 | 400 | 276.0 | 240.0 | 123.0 | 777.1 | 32.4 | ni | ni | ni | — | 1.5 | — | | | | | |
| 500 | 1100 | **1200** | 254.0 | 436.0 | 459.0 | 617.0 | 25.7 | ni | ni | ni | 1.5 | 2.5 | 3.0 | | | | | |
| 1100 | 600 | 700 | 537.0 | 473.0 | 192.0 | **1432.0** | **59.7** | ni | ni | ni | 8.1 | 13.0 | 4.5 | | | | | |
| 900 | 800 | 200 | 699.0 | 376.0 | 239.0 | 1364.0 | 56.8 | ni | ni | ni | — | 0.5 | — | | | | | |
| 200 | 400 | 150 | 206.0 | 134.0 | 111.0 | 821.0 | 34.2 | cu | ci | | — | — | — | | | | | |
| 100 | 300 | 200 | 634.0 | 500.0 | 55.0 | 879.0 | 36.6 | ci | cu | | — | — | — | | | | | |
| 100 | 350 | 100 | 111.0 | 135.0 | 79.0 | 666.0 | 27.8 | ci | | | — | — | — | | | | | |
| 350 | 500 | 100 | 88.0 | 93.0 | 92.0 | 302.0 | 12.6 | | | | — | — | — | | | | | |
| 347 | 530 | 347 | 245.5 | 247.0 | 154.8 | 652.3 | 27.2 | | | | 26.9 | 23.1 | 51.1 | | | | | |

s observaciones se efectuaron según hora oficial de Chile (75° de long.)

Alle Beobachtungen nach chilenischer Einheitszeit (75° Länge).

**HUAFO** (H = 142 m) **NOVIEMBRE 1912** φ = 43° 33′ S λ = 74° 45′ W $C_g$ =

| Dia Tag | Barómetro Barometer 700 mm+ 7a | 2p | 9p | Temperatura del aire Lufttemperatur C° 7a | 2p | 9p | Max. | Min. | Humedad absoluta Absolute Feuchtigkeit mm 7a | 2p | 9p | Humedad relativa Relative Feuchtigkeit % 7a | 2p | 9p | Dirección y fuerza del viento Richtung und Stärke des Windes 0—12 B 7a | 2p | 9p | Nebulosidad Bewölkung 0—10 7a | 2p | 9p | Agua caída Niederschlag mm 7a-7a | Notas Bemerkungen |
|---|---|---|---|---|---|---|---|---|---|---|---|---|---|---|---|---|---|---|---|---|---|---|
| 1 | 49.3 | 49.3 | 47.4 | 9.8 | 11.1 | 9.7 | 11.7 | 7.5 | 8.6 | 8.4 | 7.2 | 95 | 85 | 80 | N 7 | NW 6 | NW 9 | $10^2$ | $9^2$ | $10^2$ | 0.0 | ⫼ 0 6a40-9a30; ≡2 7p |
| 2 | 44.5 | 44.1 | 46.6 | 10.0 | 9.0 | 8.2 | 10.1 | 6.3 | 9.2 | 8.6 | 5.4 | 00 | 00 | 66 | NNW 9 | WSW 7 | WSW 6 | $10^2$ | $10^2$ | $5^2$ | 1.4 | ≡2 MN-9a45, ●1 ch 1 |
| 3 | 49.3 | 52.9 | 55.2 | 6.8 | 8.5 | 6.9 | 8.7 | **4.3** | 4.8 | 5.3 | 4.6 | 66 | 64 | 62 | WSW 5 | SW 7 | SW 6 | $4^2$ | $4^1$ | $5^2$ | 6.2 | △2 a interv [3p50; |
| 4 | 55.8 | 54.3 | 53.5 | 5.4 | 8.3 | 8.8 | 9.0 | 4.8 | 5.5 | 6.5 | 6.4 | 82 | 79 | 76 | WSW 4 | W 6 | NW 8 | $5^1$ | $9^2$ | $10^2$ | 1.4 | △ 3a33-3a35, 7a30-7a |
| 5 | 45.4 | 43.1 | 44.9 | 9.0 | 9.4 | 8.0 | 9.8 | 6.8 | 8.6 | 8.4 | 5.7 | 00 | 96 | 71 | N 11 | W 9 | WSW 9 | $10^2$ | $10^2$ | $6^2$ | **9.6** | ●1 ch MN-2p45; ≡ 1a |
| 6 | 49.6 | 53.1 | 56.5 | 6.7 | 8.6 | 7.6 | 9.0 | 5.4 | 5.3 | 6.7 | 6.5 | 73 | 81 | 83 | SW 10 | SW 7 | SW 4 | $7^2$ | $6^2$ | $5^2$ | 4.9 | △ 3a20-3a22, 5a50-5a |
| 7 | 58.2 | 57.6 | 56.4 | 8.0 | 8.5 | 9.5 | 9.6 | 6.2 | 5.9 | 7.6 | 8.7 | 73 | 92 | 99 | WSW 3 | NNW 4 | NNW 3 | $9^1$ | $10^2$ | $10^2$ | — | ≡2 11a30-MN |
| 8 | 54.7 | 51.9 | 50.4 | 9.9 | 11.2 | 10.2 | 13.2 | 6.8 | 9.1 | 9.4 | 9.0 | 00 | 95 | 97 | NE 1 | NE 1 | N 2 | $10^2$ | $10^1$ | $10^1$ | 0.9 | ≡2 MN-6p40; ≡1 6p41 |
| 9 | 46.8 | 48.4 | 51.7 | 10.0 | 9.8 | 8.0 | 10.2 | 7.0 | 9.2 | 7.1 | 5.6 | 00 | 79 | 69 | NW 7 | WSW 6 | WSW 5 | $10^1$ | $8^1$ | $3^1$ | 0.5 | ≡0 6a-11a15; ≡ MN-6 |
| 10 | 55.0 | 54.7 | 53.2 | 7.4 | 11.2 | 8.2 | 11.6 | 6.5 | 5.1 | 6.1 | 6.8 | 67 | 61 | 83 | W 2 | WNW 4 | WNW 4 | $4^1$ | $5^1$ | $8^2$ | 0.2 | ⫼ 0 8p30-MN |
| 11 | 51.5 | 50.6 | 50.7 | 8.2 | 10.2 | 8.9 | 11.2 | 7.1 | 6.7 | 7.7 | 7.5 | 82 | 83 | 88 | W 4 | WNW 4 | WNW 4 | $10^2$ | $6^1$ | $10^2$ | 0.5 | ⫼ 0 p; ≡0 MN-10a30 |
| 12 | 49.9 | 49.1 | 47.4 | 8.2 | 11.2 | 9.0 | 11.8 | 7.5 | 7.6 | 7.2 | 7.4 | 93 | 73 | 87 | W 3 | W 5 | W 6 | $10^1$ | $6^2$ | $10^1$ | 0.9 | ≡1 5p45-MN |
| 13 | 45.3 | 47.1 | 48.9 | 7.3 | 7.0 | 6.9 | 8.8 | 6.0 | 7.2 | 5.9 | 4.7 | 94 | 78 | 63 | SW 8 | SW 7 | SW 5 | $10^1$ | $4^1$ | $7^2$ | 0.7 | ≡2 MN-3a20, △2 1p31 |
| 14 | 48.8 | 49.9 | 52.4 | 6.8 | 9.0 | 7.1 | 9.4 | 5.1 | 4.6 | 5.3 | 5.3 | 63 | 62 | 70 | WSW 4 | WSW 4 | W 3 | $7^0$ | $6^1$ | $10^2$ | 0.6 | ⫼ 0 4p55-MN |
| 15 | 52.6 | 50.4 | 53.3 | 6.1 | 7.3 | 6.4 | 8.6 | 5.4 | 6.5 | 6.8 | 5.7 | 93 | 89 | 79 | NNW 1 | ESE 1 | SE 1 | $10^2$ | $10^2$ | $4^2$ | 4.8 | ⫼ 1 MN-7a30, ●1 7a30 |
| 16 | 48.4 | 45.6 | 45.1 | 6.6 | 10.2 | 9.4 | 10.4 | 6.5 | 6.0 | 8.0 | 7.3 | 83 | 86 | 83 | ESE 1 | ESE 1 | ESE 2 | $9^1$ | $8^2$ | $4^2$ | 6.2 | ●1 gt 0p15-0p50 |
| 17 | 44.2 | 45.0 | 45.7 | 9.8 | 13.7 | 11.2 | 13.7 | 8.8 | 8.6 | **10.6** | 9.4 | 95 | 92 | 95 | E 4 | NE 3 | NE 2 | $10^2$ | $8^2$ | $10^1$ | 1.3 | ⫼ 2 3a40-1p30, ≡2 7p3 |
| 18 | 46.8 | 49.1 | 51.3 | 10.9 | 13.9 | 9.9 | **14.3** | 9.0 | 9.5 | 10.2 | 8.7 | 98 | 87 | 96 | N 2 | N 1 | SW 6 | $10^1$ | $7^2$ | $10^1$ | 3.3 | ≡2 MN-10a15, 5p10-10 |
| 19 | 52.8 | 54.2 | 55.9 | 8.1 | 9.9 | 8.1 | 10.2 | 7.0 | 6.6 | 6.9 | 5.7 | 82 | 75 | 71 | SW 6 | SW 6 | SSW 7 | $7^1$ | $5^1$ | $2^1$ | 0.3 | ●0 ch 3p20-5p40 [15- |
| 20 | 58.5 | **59.2** | **59.2** | 8.0 | 10.2 | 8.0 | 10.5 | 6.4 | 5.6 | 6.5 | 5.7 | 69 | 70 | 71 | SSW 9 | SSW 4 | SSW 3 | $9^2$ | 7 | $9^1$ | 3.2 | ●1 ch 3a45-6a20; ↙ SS |
| 21 | 56.9 | 52.8 | 46.0 | 8.3 | 9.7 | 9.8 | 10.0 | 7.5 | 6.6 | 6.5 | 8.1 | 81 | 73 | 89 | NE 1 | NNE 3 | N 7 | $9^1$ | $9^2$ | $10^2$ | — | ≡ 6p20-11p30 |
| 22 | 45.9 | 46.0 | 46.6 | 9.5 | 9.5 | 8.9 | 10.4 | 8.6 | 8.3 | 7.4 | 7.2 | 94 | 84 | 86 | WSW 6 | WSW 7 | WSW 7 | $10^2$ | $10^1$ | $10^2$ | 0.5 | ●0 ch 6p30-MN |
| 23 | 47.8 | 48.6 | 49.6 | 8.7 | 9.5 | 9.0 | 9.7 | 7.9 | 7.7 | 8.1 | 8.3 | 92 | 92 | 97 | WSW 5 | W 5 | W 4 | $8^2$ | $9^2$ | $10^2$ | 3.2 | ●0 ch MN-2p40, ≡2 |
| 24 | 48.1 | 44.6 | 42.6 | 8.8 | 10.8 | 10.6 | 11.0 | 7.9 | 8.5 | 9.6 | 9.5 | 00 | 00 | 00 | N 5 | NW 7 | NW 7 | $10^2$ | $10^2$ | $10^2$ | 3.5 | ≡1 MN-8a30, ⫼ 2 8a30 |
| 25 | 37.8 | **35.7** | 37.1 | 11.0 | 10.6 | 9.2 | 12.2 | 8.0 | 9.7 | 7.5 | 7.6 | 99 | 79 | 89 | NNW 7 | NW 6 | NW 6 | $10^2$ | $8^1$ | $9^2$ | 5.5 | ≡2 MN-9a30, ⫼ 9a30 |
| 26 | 38.5 | 40.9 | 43.2 | 8.2 | 7.9 | 7.4 | 8.6 | 6.0 | 6.8 | 6.6 | **4.8** | 83 | 83 | 57 | WNW 5 | W 5 | WSW 5 | $7^2$ | $8^2$ | $5^2$ | 5.3 | ●0 ch MN-8p30 |
| 27 | 46.8 | 51.0 | 53.4 | 5.3 | 9.5 | 7.3 | 10.0 | 4.8 | 5.9 | 4.9 | 5.3 | 89 | **55** | 69 | SW 7 | SW 4 | WSW 1 | $3^1$ | $3^0$ | $4^0$ | 6.4 | △0 a interv 5a30-5a48 |
| 28 | 53.9 | 55.5 | 58.4 | 6.8 | 9.7 | 8.2 | 10.3 | 6.1 | 5.7 | 6.6 | 7.0 | 77 | 74 | 87 | W 2 | WSW 4 | WSW 1 | $9^2$ | $4^2$ | $3^0$ | — | ●1 8a5-9a35, 2p15-2p19 |
| 29 | 57.9 | 57.0 | 56.2 | 9.1 | 11.6 | 10.0 | 13.2 | 8.0 | 7.3 | 7.4 | 7.5 | 86 | 73 | 82 | NW 1 | NNW 2 | NW 2 | $8^1$ | $8^1$ | $6^1$ | 0.9 | |
| 30 | 54.0 | 54.3 | 52.4 | 9.9 | 12.6 | 11.0 | 13.6 | 9.6 | 8.0 | 9.1 | 9.2 | 88 | 85 | 94 | N 2 | N 2 | WNW 2 | $5^1$ | $8^1$ | $10^2$ | — | ≡ 3p30-MN |
| Pro. Mit. | 49.8 | 49.9 | 50.4 | 8.2 | 9.9 | 8.7 | 10.7 | 6.8 | 7.2 | 7.4 | 6.9 | 86 | 81 | 81 | 4.7 | 4.6 | 4.6 | 8.3 | 7.5 | 7.5 | 72.2 | |

**EVANGELISTAS** (H = 55 m) **NOVIEMBRE 1912** φ = 52° 24′ S λ = 75° 06′ W $C_g$ = +0

| | | | | | | | | | | | | | | | | | | | | | | |
|---|---|---|---|---|---|---|---|---|---|---|---|---|---|---|---|---|---|---|---|---|---|---|
| 1 | 41.2 | 36.1 | 33.7 | 5.6 | 6.6 | 6.6 | | 2.2 | 6.2 | 7.3 | 6.6 | 91 | 00 | 91 | WNW 7 | WNW 8 | W 7 | $10^1$ | $10^0$ | $10^0$ | 6.4 | ●1 5a-8a, ⫼ 0 II-III |
| 2 | 29.4 | 28.4 | 41.0 | 5.2 | 4.8 | 2.0 | | 0.4 | 5.4 | 6.4 | 5.1 | 81 | 00 | 96 | W 7 | WSW 10 | S 7 | $9^1$ | 10 | $8^1$ | 9.6 | ●1 y ✳1 ch I-II; ↙ 11a-1 |
| 3 | 48.1 | 50.4 | 51.1 | 4.0 | 5.6 | 5.0 | | 1.0 | 4.9 | 5.5 | 5.3 | 80 | 82 | 81 | SSW 7 | SW 7 | SW 6 | $8^0$ | $7^0$ | $7^0$ | 7.0 | ●1 y ≡ 4a-7a15 |
| 4 | 41.4 | 44.6 | 41.4 | 5.4 | 5.4 | 6.0 | | 1.2 | 6.5 | 6.5 | 5.9 | 97 | 97 | 85 | WNW 7 | WSW 6 | WNW 7 | $10^1$ | 10 | $10^1$ | 9.7 | ●2 ch a interv |
| 5 | **24.1** | 26.0 | 32.3 | 6.0 | 5.0 | 4.8 | | 1.0 | 6.6 | 5.7 | 4.6 | 94 | 87 | 71 | WNW 10 | W 10 | SW 8 | $10^2$ | 9 | $10^1$ | 10.7 | ●2 ch a interv; ↙ MN-5 |
| 6 | 44.5 | 50.5 | 50.4 | 4.8 | 5.0 | 5.6 | | -0.2 | 5.0 | 5.5 | 6.4 | 78 | 84 | 94 | S 9 | S 6 | SW 4 | $9^1$ | 7 | $10^1$ | 2.2 | ●1 y △0 ch a, ●1 11p30 |
| 7 | 46.8 | 43.4 | 43.4 | 6.0 | 6.4 | 7.6 | | 2.1 | 6.8 | 7.2 | 7.8 | 97 | 00 | 00 | W 7 | NW 5 | WNW 5 | $10^2$ | 10 | $10^2$ | 21.0 | ●1 y ≡ a interv |
| 8 | 39.6 | 38.2 | 33.9 | 7.8 | 8.2 | 8.4 | | 4.8 | 7.9 | 7.9 | 7.8 | 00 | 98 | 94 | WNW 6 | WNW 6 | WNW 8 | $10^2$ | $10^0$ | $8^1$ | 29.6 | ●1 y ≡ MN-7p |
| 9 | 34.4 | 37.1 | 37.3 | 4.0 | 3.2 | 2.4 | | 1.0 | 5.7 | 5.0 | 5.1 | 93 | 87 | 93 | W 9 | W 8 | WSW 8 | $8^1$ | $8^0$ | $9^1$ | 16.4 | ●0 y △0 a interv; ↙ 9a |
| 10 | 36.8 | 36.4 | 34.8 | 6.0 | 7.0 | 7.0 | | 3.6 | 6.8 | 7.3 | 7.5 | 97 | 98 | 00 | WSW 8 | W 10 | W 9 | $10^2$ | $10^0$ | $10^2$ | 5.3 | ●1 5a MN; ↙ NM-5p |
| 11 | 31.7 | 32.6 | 41.8 | 6.8 | 6.8 | 4.0 | | 1.2 | 7.1 | 6.5 | 5.7 | 96 | 88 | 93 | W 9 | WSW 9 | SW 5 | $10^2$ | $9^0$ | $8^0$ | **34.5** | ●1 MN-5p, ●1 y △ ch I |
| 12 | 40.5 | 36.3 | 36.8 | 4.8 | 3.9 | 1.8 | | -1.0 | 5.4 | 5.7 | 4.9 | 84 | 95 | 93 | SW 6 | WSW 5 | C 0 | $9^0$ | $8^0$ | $10^0$ | 5.6 | ●1 y ✳ ch a interv |
| 13 | 41.4 | 44.6 | 44.8 | 3.8 | 1.8 | 2.7 | | -1.0 | **8.5** | 4.1 | 4.5 | 57 | 78 | 80 | S 7 | S 7 | S 6 | $5^0$ | $6^0$ | $7^0$ | 3.7 | △0 y ✳ a interv |
| 14 | 50.0 | 50.1 | 52.1 | 2.6 | 2.6 | 3.2 | | -1.0 | 3.9 | 4.6 | 4.2 | 70 | 82 | 73 | S 5 | S 4 | S 5 | $9^2$ | $9^1$ | $8^1$ | 1.5 | △0 y ✳ a interv |
| 15 | 52.5 | 53.7 | 54.5 | 3.7 | 4.2 | 4.8 | | -1.0 | 4.3 | 4.2 | 3.6 | 72 | 68 | **56** | SSW 5 | SSW 5 | S 6 | $7^1$ | $9^1$ | $9^1$ | 1.5 | △ y ✳ a interv |
| 16 | 53.9 | 55.0 | 55.5 | 4.2 | 5.2 | 5.4 | | -1.7 | 5.6 | 5.6 | 5.7 | 90 | 84 | 85 | S 5 | S 4 | S 3 | $10^1$ | $9^1$ | $8^1$ | 3.7 | ●1 5a-7a, ●0 ch |
| 17 | 56.5 | 56.7 | 57.0 | 5.4 | 6.8 | 6.0 | | 2.8 | 6.2 | 5.9 | 5.9 | 92 | 80 | 85 | S 2 | SSE 4 | SSE 4 | $9^1$ | $5^0$ | $9^0$ | 0.7 | |
| 18 | 56.9 | 57.5 | 57.6 | 5.0 | 5.8 | 5.0 | | 1.8 | 6.2 | 5.0 | 5.1 | 95 | 73 | 78 | SSE 4 | SSE 5 | SSE 5 | $10^2$ | $8^0$ | $8^0$ | — | ●0 ch 9p48-MN |
| 19 | 58.8 | 59.9 | 60.0 | 5.2 | 6.0 | 5.8 | | 1.0 | 5.2 | 5.7 | 5.6 | 78 | 82 | 82 | SSE 5 | S 4 | SW 3 | $10^1$ | $8^0$ | $9^0$ | 0.1 | ●0 ch a interv |
| 20 | **60.8** | 57.6 | 57.4 | 6.0 | 6.0 | 6.9 | | 2.6 | 6.8 | 5.8 | 6.0 | 97 | 84 | 81 | SW 4 | W 8 | WSW 8 | $8^0$ | $10^2$ | 10 | 3.3 | ●0 10a20-3p |
| 21 | 52.8 | 45.1 | 37.2 | 6.4 | 7.2 | 7.8 | | 1.8 | 5.9 | 7.4 | 7.9 | 83 | 98 | 00 | WNW 7 | NW 8 | NW 8 | $9^0$ | $9^1$ | $10^2$ | 6.3 | ●0 ch a, ●0 2p30-MN |
| 22 | 31.9 | 39.1 | 39.6 | 5.6 | 6.0 | 5.0 | | 1.8 | 6.2 | 4.9 | 4.5 | 91 | 70 | 69 | WSW 6 | SW 5 | SW 4 | $10^1$ | 7 | 9 | 18.4 | ●0 a interv; ≡ a interv |
| 23 | 35.5 | 37.7 | 38.0 | 6.0 | 4.8 | 4.2 | | 1.0 | 5.9 | 5.2 | 5.4 | 85 | 81 | 87 | W 8 | SW 5 | SW 3 | $10^0$ | $10^1$ | $10^1$ | 5.2 | ●1 a interv; ≡ a interv |
| 24 | 33.6 | 33.4 | 33.7 | 7.0 | 5.8 | 4.5 | | 1.3 | 6.6 | 6.7 | 4.9 | 88 | 97 | 78 | W 8 | WSW 8 | SW 2 | $9^0$ | $10^1$ | $7^2$ | 4.9 | ●0 2a30-4p30; ≡ 2a35- |
| 25 | 33.1 | 31.9 | 31.9 | 3.2 | 4.0 | 3.0 | | 0.6 | 5.4 | 4.3 | 4.7 | 93 | 70 | 83 | N 4 | C 0 | C 0 | $10^0$ | $10^0$ | $10^0$ | 8.3 | ●1 y✳ ch a interv |
| 26 | 32.6 | 35.4 | 37.9 | 3.9 | 4.9 | 3.9 | | 0.0 | **8.5** | 3.9 | 4.2 | 57 | 59 | 69 | SW 3 | SSW 3 | SW 4 | $5^1$ | $5^1$ | $7^1$ | 4.1 | ✳ ch a interv |
| 27 | 43.2 | 45.7 | 47.2 | 2.6 | 5.1 | 3.6 | | **-1.9** | 4.9 | 4.6 | 4.3 | 89 | 71 | 73 | SW 3 | WSW 5 | SW 4 | $8^1$ | $7^1$ | $7^2$ | 1.6 | ✳ ch a interv ter |
| 28 | 50.5 | 52.3 | 54.8 | 4.2 | 6.2 | 6.0 | | 0.4 | 4.4 | 5.6 | 5.7 | 71 | 79 | 82 | WSW 5 | W 7 | W 5 | $9^1$ | $10^1$ | $10^0$ | 3.0 | ●0 y △0 ch a interv; ≡ |
| 29 | 53.4 | 49.1 | 46.1 | 6.8 | 6.8 | 7.8 | | 3.2 | 5.9 | 6.7 | 7.7 | 80 | 91 | 98 | W 6 | NW 6 | WNW 7 | $9^2$ | $10^1$ | $10^1$ | 5.2 | ●1 y ⫼ 0 a interv; ≡ 2p3 |
| 30 | 45.4 | 41.0 | 40.6 | 7.8 | 8.6 | 8.0 | | 4.1 | 7.7 | **8.1** | 7.9 | 98 | 98 | 99 | NW 5 | NW 6 | W 6 | $10^1$ | $10^2$ | $10^2$ | 21.2 | ●1 y ≡ 3a20-8p40 |
| Pro. Mit. | 43.4 | 43.5 | 44.1 | 5.2 | 5.5 | 5.2 | | 1.1 | 5.7 | 5.8 | 5.7 | 86 | 85 | 85 | 6.1 | 6.1 | 5.2 | 9.0 | 8.7 | 8.9 | 250.7 | |

Barómetro reducido a 0°C y a gravedad normal. Barometer reduciert auf 0°C und Normalsch

(1) MN; ≡ 11p-MN. (2) ●1 ch 3p30-MN; ↙ II-III. (3) 4p40; ↙ I-III. (4) 40, 3p40-MN. (5) 40, ●0 ch 8p45-MN.

## IFO (H = 142 m) — NOVIEMBRE 1912 — φ = 43° 33′ S — λ = 74° 45′ W — $h_a$ = ?

| Temp. a la Temp. Freien. C | Velocidad del viento Windgeschwindigkeit m/minuto | | | km | | | | | Nubes (clase y dirección) Wolken (Art und Richtung) | | | Agua caída Niederschlag mm | | | Evaporación Verdunstung mm | | | |
|---|---|---|---|---|---|---|---|---|---|---|---|---|---|---|---|---|---|---|
| Max. Min. | 7a | 2p | 9p | 9p-7a | 7a-2p | 2p-9p | 7a-7a | k/1h | 7a | 2p | 9p | 7a | 2p | 9p | 7a | 2p | 9p | 7a-7a |
| | 918 | 834 | 1386 | | | | | | ni | cu-ni | ni | 0.0 | 0.4 | 0.1 | | | | |
| | 1314 | 1002 | 768 | | | | | | ni | ni | cu-ni | 0.9 | 4.7 | 0.8 | | | | |
| | 702 | 1014 | 834 | | | | | | cu-ni | fr-cu | cu-ni | 0.7 | 0.3 | 0.5 | | | | |
| | 564 | 768 | 1164 | | | | | | cu-ni | cu-ni | ni | 0.6 | 0.5 | 2.3 | | | | |
| | **1833** | 1314 | 1315 | | | | | | ni | ni | cu-ni | 6.8 | 4.1 | 0.2 | | | | |
| | 1614 | 936 | 516 | | | | | | cu-ni | cu-ni | cu-ni | 0.6 | — | — | | | | |
| | 384 | 450 | 336 | | | | | | str-cu | ni | ni | — | 0.1 | 0.3 | | | | |
| | 62 | 133 | 252 | | | | | | ni | str | str | 0.5 | 0.2 | 0.3 | | | | |
| | 918 | 834 | 666 | | | | | | ni | cu-ni | str-cu | 0.0 | 0.2 | — | | | | |
| | 252 | 498 | 534 | | | | | | str-cu | str-cu | cu-ni | — | — | 0.1 | | | | |
| | 552 | 450 | 450 | | | | | | str | ni | ni | 0.4 | 0.3 | 0.2 | | | | |
| | 432 | 618 | 834 | | | | | | str | cu-ni | str | 0.4 | — | 0.2 | | | | |
| | 1086 | 834 | 666 | | | | | | str | cu-ni | cu-ni | 0.5 | 0.6 | — | | | | |
| | 534 | 468 | 336 | | | | | | a-cu | a-cu | ni | — | — | 0.9 | | | | |
| | 132 | 67 | 52 | | | | | | ni | ni | cu-ni | 3.9 | 5.7 | 0.5 | | | | |
| | 123 | 133 | 186 | | | | | | str-cu | cu-ni | cu-ni | — | 0.4 | — | | | | |
| | 552 | 336 | 167 | | | | | | ni | cu-ni | str | 0.9 | 2.8 | 0.1 | | | | |
| | 264 | 128 | 786 | | | | | | str | cu-ni | str | 0.4 | 0.1 | 0.2 | | | | |
| | 852 | 864 | 1002 | | | | | | cu-ni | cu-ni | cu-ni | — | — | 0.9 | | | | |
| | 1200 | 534 | 336 | | | | | | cu-ni | str-cu | str-cu | 2.3 | — | — | | | | |
| | 64 | 348 | 1002 | | | | | | str-cu | ni | ni | — | — | 0.2 | | | | |
| | 816 | 966 | 966 | | | | | | ni | str | ni | 0.3 | — | 0.5 | | | | |
| | 732 | 666 | 552 | | | | | | cu-ni | cu-ni | ni | 2.7 | 2.9 | 0.4 | | | | |
| | 636 | 1002 | 1002 | | | | | | ni | ni | ni | 0.2 | 3.2 | 1.8 | | | | |
| | 1002 | 834 | 834 | | | | | | ni | cu-ni | cu-ni | 0.5 | 1.7 | 0.4 | | | | |
| | 702 | 666 | 750 | | | | | | cu-ni | cu-ni | cu-ni | 3.2 | 2.7 | 3.1 | | | | |
| | 918 | 498 | 117 | | | | | | cu-ni | cu | ci | 0.6 | — | — | | | | |
| | 167 | 498 | 47 | | | | | | cu-ni | str-cu | str-cu | — | 0.6 | 0.3 | | | | |
| | **40** | 152 | 153 | | | | | | str-cu | str-cu | str-cu | — | — | — | | | | |
| | 152 | 152 | 216 | | | | | | ci-str | str | str | — | — | 0.2 | | | | |
| | 650 | 607 | 607 | | | | | | | | | 26.4 | 31.5 | 14.5 | | | | |

## ANGELISTAS (H = 55 m) — NOVIEMBRE 1912 — φ = 52° 24′ S — λ = 75° 06′ W — $h_a$ = —

| | | | | | | | | | | | | | | | | | | |
|---|---|---|---|---|---|---|---|---|---|---|---|---|---|---|---|---|---|---|
| | | | | | | | | | ni | ni | ni | 5.4 | 5.6 | 1.5 | | | | |
| | | | | | | | | | cu-ni | ni | cu SW, ni | 2.5 | 3.4 | 2.6 | | | | |
| | | | | | | | | | cu-ni | cu | cu N, ci SW | 1.0 | 0.1 | — | | | | |
| | | | | | | | | | ni | ni | ni | 9.6 | 0.2 | 0.1 | | | | |
| | | | | | | | | | ni | cu N, ci SW | ni | 0.4 | 1.4 | 0.5 | | | | |
| | | | | | | | | | cu N | cu N | ni | 0.3 | 0.2 | 0.4 | | | | |
| | | | | | | | | | ni | ni | ni | 0.4 | 8.6 | 5.8 | | | | |
| | | | | | | | | | ni | ni | ni, ci W | 5.2 | 3.9 | 4.9 | | | | |
| | | | | | | | | | cu NW, ni | cu N, ci SW | cu | 7.6 | 0.5 | 1.2 | | | | |
| | | | | | | | | | ni | ni | ni | 3.6 | 7.1 | 11.9 | | | | |
| | | | | | | | | | ni | cu N | cu N | 15.5 | 4.3 | 0.7 | | | | |
| | | | | | | | | | cu N, ni | cu, ni, a-cu W | ni | 0.6 | 0.4 | 0.9 | | | | |
| | | | | | | | | | cu S | cu-ni S | cu-ni | 2.4 | 0.1 | 0.2 | | | | |
| | | | | | | | | | cu | cu S, ni | cu S, ni | 1.2 | 0.2 | 0.4 | | | | |
| | | | | | | | | | cu-ni | cu N | cu N | 0.9 | 1.0 | 0.0 | | | | |
| | | | | | | | | | ni | cu N | cu N | 2.7 | 0.1 | 0.6 | | | | |
| | | | | | | | | | cu N | str-cu, ci W | str-cu | — | — | — | | | | |
| | | | | | | | | | ni | fr-cu, str-cu NE, ci | cu-ni | — | — | — | | | | |
| | | | | | | | | | cu-ni | cu N [W | str-cu | 0.1 | 2.2 | 0.3 | | | | |
| | | | | | | | | | cu N | ni | cu N | 0.8 | 4.9 | 0.8 | | | | |
| | | | | | | | | | cu-ni | cu-ni, a-cu W | ni | 0.6 | 1.9 | 4.9 | | | | |
| | | | | | | | | | ni | cu, str-cu | cu-ni | 11.6 | 1.3 | 0.0 | | | | |
| | | | | | | | | | ni | ni | ni | 3.9 | 0.5 | 0.6 | | | | |
| | | | | | | | | | ni | ni | cu N, ci-str W | 3.8 | 4.6 | 3.0 | | | | |
| | | | | | | | | | ni | ni, ci | ni | 0.7 | 0.5 | 0.7 | | | | |
| | | | | | | | | | cu N | cu | cu N | 2.9 | — | 0.6 | | | | |
| | | | | | | | | | cu-ni | cu | cu-ni | 1.0 | 0.8 | 0·9 | | | | |
| | | | | | | | | | cu-ni | cu-ni | cu-ni | 1.3 | 1.3 | 2.2 | | | | |
| | | | | | | | | | cu N | cu N | str | 1.7 | 2.8 | 11.0 | | | | |
| | | | | | | | | | cu N | cu N | ni | 7.4 | 10.7 | 11.5 | | | | |
| | | | | | | | | | | | | 135.1 | 68.6 | 68.2 | | | | |

Las observaciones se efectuaron según hora oficial de Chile (75° de long.)

Allen Beobachtungen nach chilenischer Einheitszeit (75° Länge).

**PUNTA DUNGENES** (H = 5 m) **NOVIEMBRE 1912** φ = 52° 24′ S λ = 68° 25′ W $C_g$ = +

| Dia Tag | Barómetro Barometer 700 mm + 7a | 2p | 9p | Temperatura del aire Lufttemperatur C° 7a | 2p | 9p | Max. | Min. | Humedad absoluta Absolute Feuchtigkeit mm 7a | 2p | 9p | Humedad relativa Relative Feuchtigkeit % 7a | 2p | 9p | Dirección y fuerza del viento Richtung und Stärke des Windes 0—12 B 7a | 2p | 9p | Nebulosidad Bewölkung 0—10 7a | 2p | 9p | Agua caída Niederschlag mm 7a - 7a | Notas Bemerkungen |
|---|---|---|---|---|---|---|---|---|---|---|---|---|---|---|---|---|---|---|---|---|---|---|
| 1 | 47.2 | 41.4 | 37.4 | 6.9 | 10.4 | 8.2 | 12.0 | 6.6 | 7.1 | 6.6 | 7.6 | 96 | 71 | 93 | W 4 | WNW 5 | W 3 | 10 | 10 | 6 | 0.0 | |
| 2 | 34.6 | 33.4 | 37.7 | 8.1 | 9.1 | 5.2 | 11.1 | 5.2 | 7.3 | 7.7 | 6.4 | 91 | 91 | 97 | WSW 6 | WSW 7 | SW 11 | 2 | 5 | 2 | — | ●¹ ch 10a35-3p30; ↙ |
| 3 | 45.7 | 49.0 | 51.4 | 4.7 | 8.1 | 5.3 | 11.2 | 4.5 | 5.9 | 7.5 | 6.6 | 92 | 93 | 99 | SW 11 | SW 11 | SW 11 | 9 | 2 | 1 | 0.0 | ↙ MN-MN [MN- |
| 4 | 50.4 | 43.7 | 44.8 | 5.2 | 8.8 | 6.7 | 9.6 | 3.7 | 5.9 | 7.5 | 6.2 | 89 | 89 | 84 | SW 9 | WSW 9 | SW 9 | 8 | 10 | 2 | — | ●¹ ch 0p20, 1p40-2p2 |
| 5 | 38.1 | **28.3** | 32.5 | 6.4 | 9.8 | 5.0 | 11.5 | 5.0 | 7.0 | 8.3 | 6.3 | 98 | 92 | 97 | N 5 | WSW 9 | WSW 9 | 10 | 9 | 10 | 0.0 | ●¹ 11a30-2p, △ ch 2p |
| 6 | 32.0 | 40.6 | 48.3 | 6.9 | 7.6 | 4.9 | 10.0 | 4.5 | 6.6 | 7.6 | 6.1 | 88 | 98 | 96 | SW 12 | SW 12 | SW 11 | 10 | 3 | 5 | 0.4 | ●¹ y △ ch 4a40; ≡ a |
| 7 | 47.5 | 45.7 | 47.3 | 6.8 | 10.1 | 7.2 | 11.4 | 4.5 | 6.7 | 9.0 | 6.7 | 91 | 98 | 89 | WSW 11 | WSW 8 | WSW 2 | 7 | 8 | 6 | — | ↙ WSW MN-7a40 |
| 8 | 40.4 | 43.6 | 43.2 | 8.8 | 12.6 | 9.8 | 13.0 | 4.5 | 8.3 | **10.6** | 8.6 | 99 | 98 | 95 | WNW 3 | WSW 3 | WSW 2 | 10 | 10 | 10 | 0.0 | ●¹ 1a5-3a30, ●⁰ ch 10a |
| 9 | 37.7 | 38.4 | 41.0 | 9.2 | 9.4 | 4.4 | 11.2 | 4.0 | 8.0 | 8.6 | 5.8 | 92 | 98 | 93 | W 5 | WSW 7 | WSW 8 | 5 | 2 | 0 | 0.1 | |
| 10 | 44.0 | 39.0 | 38.1 | 4.8 | 10.5 | 7.8 | 10.6 | 3.5 | 6.0 | 8.9 | 7.8 | 94 | 94 | 99 | WSW 6 | SW 7 | SW 7 | 0 | 4 | 6 | — | ● ch 9a30-11a55 |
| 11 | 36.2 | 32.7 | 37.9 | 8.2 | 12.6 | 6.5 | 12.8 | 5.6 | 7.9 | **10.6** | 6.7 | 98 | 98 | 93 | W 8 | WSW 7 | WSW 8 | 5 | 6 | 5 | 0.2 | ● ch 6p20 |
| 12 | 47.4 | 39.9 | 36.9 | 4.5 | 7.5 | 4.7 | 11.0 | 4.5 | 6.1 | 7.5 | 6.0 | 97 | 98 | 94 | WSW 5 | WSW 1 | WSW 8 | 0 | 10 | 9 | 0.0 | ●⁰ 0a50-1a50, ● y △ c |
| 13 | 39.7 | 47.9 | 44.6 | 3.8 | 4.5 | 3.8 | 7.7 | 3.5 | 5.7 | 5.8 | 5.8 | 95 | 92 | 97 | SW 2 | S 7 | SW 5 | 0 | 6 | 4 | 0.0 | △ ch 1p20-2p |
| 14 | 45.4 | 44.0 | 51.6 | 3.6 | 3.8 | 3.0 | 7.4 | **3.0** | 5.5 | 5.7 | **5.1** | 93 | 95 | 90 | SW 7 | NNE 2 | S 1 | 8 | 9 | 2 | 0.0 | △ ch 1p-2p20 |
| 15 | 53.6 | 51.9 | 53.3 | 3.8 | 8.3 | 4.6 | 9.0 | 3.5 | 5.9 | 8.0 | 5.7 | 98 | 98 | 90 | SW 5 | SW 4 | SSW 6 | 6 | 7 | 9 | 0.0 | △ ch 3p55, ✳ 4p40-5p |
| 16 | 54.1 | 53.1 | 53.7 | 3.4 | 8.0 | 6.4 | 8.0 | **3.0** | 5.5 | 7.9 | 6.6 | 95 | 99 | 91 | SW 5 | SSW 2 | SSW 2 | 9 | 9 | 3 | — | ●¹ 8a30-MD |
| 17 | 54.5 | 55.3 | 57.4 | 5.5 | 10.8 | 9.1 | 11.3 | 5.4 | 6.5 | 9.4 | 8.5 | 97 | 98 | 99 | SW 4 | WSW 2 | C 0 | 8 | 9 | 0 | 1.4 | |
| 18 | 56.8 | 57.3 | 58.2 | 6.1 | 11.4 | 7.0 | 11.8 | 6.0 | 6.1 | 8.0 | 6.8 | 87 | 79 | 91 | SW 4 | WSW 4 | SSW 4 | 1 | 2 | 0 | — | |
| 19 | 58.8 | 59.0 | 60.1 | 5.2 | 8.0 | 7.4 | 10.0 | 5.0 | 6.4 | 7.1 | 7.2 | 97 | 89 | 94 | SSW 4 | E 2 | SW 6 | 6 | 6 | 9 | — | |
| 20 | **61.9** | 58.4 | 59.3 | 6.0 | 10.4 | 7.5 | 12.2 | 5.5 | 6.8 | 9.0 | 7.4 | 97 | 96 | 96 | SW 6 | SW 7 | SW 4 | 0 | 9 | 2 | — | |
| 21 | 54.6 | 50.0 | 43.5 | 7.4 | 11.3 | 5.5 | 12.7 | 5.0 | 7.5 | 9.7 | 5.4 | 98 | 98 | 80 | SSW 7 | WSW 5 | C 0 | 10 | 9 | 10 | — | ●¹ 10p25-11p |
| 22 | 33.2 | 34.6 | 39.5 | 9.2 | 9.1 | 5.3 | 11.3 | 5.2 | 6.6 | 8.4 | 6.5 | 76 | 98 | 97 | WSW 4 | SSW 5 | SW 7 | 8 | 8 | 2 | 0.0 | ●" gt 5a40 |
| 23 | 37.6 | 35.8 | 39.2 | 5.1 | 8.2 | 5.0 | 10.6 | 5.0 | 6.2 | 7.9 | 6.3 | 95 | 98 | 97 | WNW 7 | WSW 9 | SW 9 | 8 | 9 | 6 | — | ●¹ ch 11a45 |
| 24 | 42.2 | 33.1 | 37.5 | 5.1 | 13.2 | 6.8 | **14.4** | 4.5 | 5.6 | 7.3 | 7.0 | 86 | **65** | 94 | WNW 3 | WSW 8 | SW 4 | 8 | 5 | 8 | 0.0 | ●⁰ ch 5a45-6a5 |
| 25 | 37.0 | 35.3 | 32.3 | 6.1 | 8.1 | 6.8 | 8.5 | 6.0 | 6.8 | 7.8 | 7.2 | 97 | 98 | 98 | WSW 1 | C 0 | NNE 2 | 10 | 8 | 10 | 0.0 | ●¹ ch 6p50, ‖⁰ 2a45 |
| 26 | 31.4 | 44.8 | 37.6 | 4.4 | 8.5 | 5.0 | 9.2 | 4.3 | 5.9 | 7.9 | 5.8 | 96 | 96 | 89 | SW 8 | SW 8 | SW 7 | 10 | 8 | 2 | 0.0 | |
| 27 | 42.7 | 45.3 | 49.6 | 5.2 | 9.3 | 5.4 | 9.9 | 5.0 | 6.0 | 8.4 | 6.3 | 90 | 96 | 94 | SW 7 | SW 5 | SW 8 | 5 | 5 | 4 | — | |
| 28 | 54.0 | 53.5 | 57.0 | 5.0 | 11.1 | 7.4 | 11.3 | 3.2 | 5.9 | 7.5 | 7.4 | 90 | 76 | 96 | WSW 6 | SW 5 | WSW 7 | 5 | 7 | 10 | — | ●⁰ gt 9p5-10p20 |
| 29 | 56.6 | 54.7 | 52.5 | 8.2 | 10.5 | 8.2 | 10.6 | 8.0 | 7.8 | 9.1 | 7.9 | 96 | 96 | 98 | W 5 | W 5 | C 0 | 7 | 10 | 10 | 0.0 | ● gt 6p30, ●¹ 7p50-M |
| 30 | 48.5 | 48.3 | 44.7 | 8.4 | 11.5 | 9.1 | 14.0 | 8.0 | 7.9 | 9.6 | 7.6 | 96 | 96 | 89 | WSW 4 | C 0 | NW 5 | 8 | 10 | 10 | **3.5** | ●¹ MN-1a20, ●⁰ 7a30 |
| Pro. Mit | 45.5 | 44.6 | 45.6 | 6.1 | 9.4 | 6.3 | 10.8 | 4.8 | 6.6 | 8.2 | 6.7 | 93 | 93 | 94 | 5.8 | 5.5 | 5.5 | 6.4 | 7.2 | 5.4 | 5.6 | |

**PUNTA ARENAS** (H = 4 m) **NOVIEMBRE 1912** φ = 53° 10′ S λ = 70° 54′ W $C_g$ = +0.6 / +0.5

| | | | | | | | | | | | | | | | | | | | | | | |
|---|---|---|---|---|---|---|---|---|---|---|---|---|---|---|---|---|---|---|---|---|---|---|
| 1 | *44.7* | 38.5 | 35.7 | *8.4* | 13.0 | 6.6 | 14.0 | 4.2 | *6.3* | 5.3 | 5.0 | *76* | 47 | 68 | NNW 4 | W 7 | W 2 | 9 | 4 | 2 | — | [3p |
| 2 | 33.5 | 33.3 | 36.7 | 8.9 | 8.4 | 3.9 | 11.0 | 1.6 | 5.0 | 4.5 | 3.8 | 58 | 55 | 63 | W 4 | WNW 3 | W 5 | 4 | 6 | 2 | — | ● gt 10a-11a, △⁰ 11a |
| 3 | 48.7 | 49.8 | 51.7 | 5.0 | 7.7 | 5.0 | 8.8 | -0.5 | 4.0 | 4.5 | 4.5 | 61 | 58 | 69 | W 4 | WSW 4 | W 3 | 4 | 4 | 5 | 4.6 | ✳¹ am, ✳⁰ I |
| 4 | 46.8 | 44.1 | 45.8 | 6.9 | 10.4 | 5.5 | 11.5 | 6.0 | 4.8 | 5.2 | 4.6 | 65 | 55 | 68 | W 7 | W 6 | W 3 | 5 | 7 | 7 | — | |
| 5 | 30.8 | 27.9 | **26.4** | 7.9 | 8.9 | 5.8 | 13.1 | 4.9 | 4.2 | 4.4 | 4.6 | 53 | 51 | 67 | N 2 | W 5 | W 4 | 9 | 7 | 8 | — | ●ch 11a20, 4p30-7p, ● |
| 6 | 39.1 | 46.8 | 50.6 | 6.5 | 5.7 | 4.1 | 7.8 | 3.1 | 4.2 | 4.2 | 4.1 | 59 | 61 | 56 | W 5 | WSW 4 | W 2 | 6 | 7 | 3 | 1.2 | ●⁰ am, ●⁰ ch 10a-11a, |
| 7 | 47.1 | 46.5 | 47.0 | 7.6 | 11.9 | 7.4 | 13.5 | 2.5 | 5.3 | 4.8 | 5.3 | 68 | 46 | 69 | W 4 | W 5 | W 2 | 4 | 8 | 10 | 0.0 | ‖ 7a; ◠² al W 7a-8a; |
| 8 | 42.6 | 42.9 | 39.2 | 10.8 | 13.5 | 9.2 | 14.0 | 5.8 | 6.6 | 6.8 | 6.6 | 68 | 59 | 76 | WNW 6 | W 5 | W 4 | 10 | 9 | 7 | — | ● ch a interv |
| 9 | 38.4 | 39.5 | 40.1 | 7.6 | 5.9 | 2.0 | 9.4 | 1.3 | 5.1 | 4.8 | 4.1 | 66 | 69 | 77 | WNW 5 | W 5 | W 2 | 6 | 10 | 10 | 1.9 | ●⁰ todo el dia |
| 10 | 40.9 | 38.6 | 34.8 | 3.5 | 6.4 | 5.8 | 7.8 | 0.0 | 5.1 | 5.9 | 5.8 | 86 | 82 | 85 | WNW 3 | NNW 6 | WNW 7 | 10 | 10 | 7 | 4.1 | ●⁰ a interv; ◠² (doble |
| 11 | 34.1 | 32.8 | 39.7 | 6.7 | 10.0 | 4.2 | 10.7 | 3.6 | 6.2 | 5.2 | 4.6 | 84 | 57 | 75 | WNW 7 | W 7 | W 2 | 7 | 8 | 9 | 3.1 | ●ch a interv |
| 12 | 43.1 | 39.2 | 39.0 | 4.9 | 10.0 | 1.4 | 11.3 | 1.2 | 4.5 | 4.9 | 3.6 | 69 | 53 | 70 | W 4 | NW 3 | C 0 | 9 | 8 | 2 | 1.9 | ✳ y ● ch a interv; ◠ |
| 13 | 41.5 | 43.9 | 45.1 | 3.9 | 2.6 | 0.9 | 7.4 | 0.2 | **2.9** | 4.0 | 3.5 | 48 | 73 | 71 | WSW 4 | SW 5 | W 3 | 4 | 9 | 6 | 1.2 | ✳ 9a10a, 0p5-2p; ⌐¹ a |
| 14 | 47.5 | 50.5 | 54.1 | 4.0 | 4.7 | 3.0 | 6.8 | -0.4 | 3.3 | 4.0 | 3.0 | 53 | 63 | 53 | SW 3 | SW 5 | WSW 1 | 8 | 5 | 8 | 0.0 | ✳ 11a15-0p30 |
| 15 | 54.1 | 54.3 | 55.8 | 5.0 | 3.2 | 4.3 | 8.2 | **-1.0** | 3.5 | 4.9 | 4.0 | 54 | 84 | 64 | W 2 | WSW 2 | WSW 2 | 7 | 8 | 10 | 0.1 | ✳ ch 1p45 |
| 16 | 54.3 | 54.9 | 56.9 | 6.6 | 9.8 | 4.5 | 10.5 | 4.0 | 4.7 | 4.5 | 4.3 | 64 | 50 | 68 | WSW 3 | SW 3 | SW 2 | 9 | 9 | 2 | 0.2 | |
| 17 | 56.1 | 57.9 | 59.5 | 5.7 | 6.2 | 4.8 | 14.8 | 1.0 | 5.7 | 6.2 | 4.8 | 60 | 62 | 66 | SSW 3 | SE 2 | SW 1 | 6 | 1 | 0 | — | ⊽¹ 9p |
| 18 | 59.1 | 58.8 | 61.2 | 9.8 | 10.9 | 5.0 | 12.3 | 0.5 | 5.3 | 5.1 | 4.2 | 58 | 53 | 65 | S 2 | SSE 4 | SSE 1 | 4 | 1 | 2 | — | |
| 19 | 61.1 | 60.6 | **62.5** | 8.9 | 9.6 | 6.2 | 11.6 | -0.2 | 4.6 | 4.4 | 3.9 | 54 | 49 | 55 | E 1 | ESE 2 | SSE 2 | 7 | 8 | 10 | — | |
| 20 | 61.8 | 59.4 | 58.4 | 8.1 | 11.7 | 5.8 | 13.8 | 3.3 | 4.4 | 5.7 | 5.2 | 55 | 55 | 72 | WSW 3 | WNW 3 | W 2 | 9 | 8 | 7 | — | ● ch p |
| 21 | 51.9 | 48.3 | 36.7 | 10.4 | 15.1 | 9.6 | 16.3 | 5.2 | 5.4 | 5.4 | 7.3 | 57 | **42** | 82 | W 5 | W 4 | NW 4 | 7 | 8 | 10 | 0.0 | ≡ 9a10; ● 8p30-9p |
| 22 | 34.1 | 37.3 | 40.4 | 7.5 | 6.3 | 3.7 | 11.7 | 3.6 | 6.0 | 5.1 | 4.0 | 77 | 72 | 67 | WNW 3 | SSW 5 | W 4 | 9 | 6 | 8 | 1.3 | ●¹ an, ✳⁰ 9p-MN |
| 23 | 35.3 | 37.7 | 39.8 | 6.6 | 7.2 | 4.6 | 9.0 | 2.4 | 5.4 | 4.6 | 4.5 | 73 | 60 | 71 | W 5 | W 8 | W 1 | 9 | 7 | 6 | 5.8 | ● a interv, ✳⁰ n |
| 24 | 34.3 | 34.4 | 37.3 | 6.8 | 6.2 | 3.2 | 7.5 | 1.5 | 6.4 | 6.6 | 4.9 | 87 | 93 | 84 | NW 6 | W 5 | W 2 | 10 | 10 | 9 | 1.5 | ● a interv |
| 25 | 37.8 | 36.1 | 33.4 | 5.6 | 7.2 | 4.0 | 9.9 | 1.6 | 4.0 | 4.5 | 5.8 | 59 | 59 | 95 | NW 2 | N 3 | NW 2 | 10 | 9 | 10 | **12.4** | ●¹ 6p10-MN |
| 26 | 35.1 | 36.3 | *39.8* | 5.0 | 7.5 | *2.3* | 10.5 | 0.8 | 4.0 | 4.6 | *3.5* | 61 | 60 | *66* | SW 3 | WSW 3 | C 0 | 4 | 7 | 2 | 12.1 | ●¹ y ✳ an, 1p30-2p3 |
| 27 | 44.1 | 47.1 | 50.4 | 5.7 | 8.8 | 2.0 | 10.2 | -0.4 | 3.4 | 3.7 | 4.4 | 50 | 44 | 84 | SW 5 | W 5 | W 3 | 8 | 8 | 8 | 0.5 | ✳⁰ ch 9p-10p10 |
| 28 | 52.8 | 54.4 | 55.9 | 6.0 | 9.1 | 4.9 | 10.8 | 1.5 | 3.8 | 4.0 | 5.2 | 55 | 46 | 80 | W 5 | WSW 4 | NNW 2 | 6 | 10 | 9 | 0.1 | |
| 29 | 55.9 | 54.1 | 50.3 | 8.7 | 12.5 | 6.2 | 14.5 | 4.6 | 5.3 | 5.6 | 6.9 | 63 | 51 | **97** | NNW 1 | W 3 | NNW 2 | 9 | 9 | 10 | — | ● 6p45-9p30 |
| 30 | 49.3 | 46.4 | 43.5 | 12.0 | 11.9 | 11.2 | **17.4** | 8.0 | 6.7 | **8.6** | 7.5 | 64 | 82 | 75 | SSW 1 | ENE 2 | W 1 | 8 | 10 | 7 | 4.0 | ‖ 2p-3p |
| Pro. Mit. | 45.2 | 45.1 | 45.6 | 7.0 | 8.7 | 4.9 | 11.2 | 2.3 | 4.9 | 5.1 | 4.8 | 64 | 60 | 72 | 3.7 | 4.3 | 2.4 | 7.2 | 7.4 | 6.5 | 56.0 | |

Barómetro reducido a 0°C y a gravedad normal

Barometer reduciert auf 0°C und Normalsc

(1) ◢ N 8a-11a, SW 11a2-MN. (2) ◢ SW MN-MN. (3) ch 2p.

## NTA DUNGENES (H = 5 m) — NOVIEMBRE 1912 — φ = 52° 24′ S — λ = 68° 25′ W — $h_a$ = —

| mp. a la temp. Temp. Freien. C° ax. Min. | Velocidad del viento Windgeschwindigkeit m/minuto 7a | 2p | 9p | km 9p-7a | 7a-2p | 2p-9p | 7a-7a | k/ih | Nubes (clase y dirección) Wolken (Art und Richtung) 7a | 2p | 9p | Agua caída Niederschlag mm 7a | 2p | 9p | Evaporación Verdunstung mm 7a | 2p | 9p | 7a-7a |
|---|---|---|---|---|---|---|---|---|---|---|---|---|---|---|---|---|---|---|
| | | | | 100.4 | 250.5 | 375.2 | 750.4 | 31.3 | cu-ni | fr-ni | fr-ni | — | — | — | | | | |
| | | | | 125.3 | 275.4 | 100.1 | 751.0 | 31.3 | ci-str | cu-ni | ni | — | 0.0 | 0.0 | | | | |
| | | | | 140.2 | 425.4 | 193.4 | **515.7** | **21.5** | cu-ni | ni | str | — | — | — | | | | |
| | | | | 50.2 | 250.2 | 473.3 | 669.0 | 27.9 | fr-cu | ni | str | — | 0.0 | 0.0 | | | | |
| | | | | 180.4 | 420.4 | 200.2 | 903.9 | 37.7 | fr-ni | cu-ni | cu | — | 0.4 | 0.0 | | | | |
| | | | | 256.3 | 265.3 | 110.3 | 876.9 | 36.5 | ni | cu SW | fr-str W | 0.0 | — | — | | | | |
| | | | | 450.1 | 250.2 | 325.3 | 825.7 | 34.4 | ci | ci-cu | ci | — | — | — | | | | |
| | | | | 5.4 | 175.1 | 250.4 | 580.9 | 24.2 | cu-ni | ci-cu | ni | 0.0 | 0.0 | 0.1 | | | | |
| | | | | 400.4 | 105.4 | 463.0 | 825.9 | 34.4 | fr-ni | cu ni W | | — | — | — | | | | |
| | | | | 375.3 | 110.3 | 400.1 | 943.7 | 39.3 | | cu S | fr-ni | — | 0.2 | — | | | | |
| | | | | 302.0 | 479.4 | 275.2 | 812.4 | 33.8 | ci | cu | ci-cu | — | — | 0.0 | | | | |
| | | | | 175.5 | 350.4 | 450.5 | 930.1 | 38.8 | fr-str | fr-ni | fr-ni | 0.0 | — | 0.0 | | | | |
| | | | | 250.4 | 475.2 | 125.5 | **1051.3** | **43.8** | | cu-ni | a-str | — | 0.0 | — | | | | |
| | | | | 90.0 | 265.5 | 350.4 | 790.7 | 32.9 | cu | fr-ni | cu-ni | — | 0.0 | 0.0 | | | | |
| | | | | 110.4 | 275.2 | 400.1 | 726.3 | 30.3 | a-cu SW | cu-ni | a-cu SSW | — | — | 0.0 | | | | |
| | | | | 200.2 | 330.5 | 435.5 | 875.5 | 36.5 | cu-ni | fr-cu | fr-str | — | 1.4 | — | | | | |
| | | | | 250.3 | 390.4 | 445.3 | 1016.3 | 42.3 | ci-cu | str | | — | — | — | | | | |
| | | | | 100.5 | 275.2 | 425.5 | 936.2 | 39.0 | cu | a-str | | — | — | — | | | | |
| | | | | 175.1 | 265.1 | 390.5 | 875.8 | 36.5 | fr-cu | ci-cu | cu-ni SW | — | — | — | | | | |
| | | | | 120.1 | 325.1 | 455.1 | 775.7 | 32.3 | | a-cu | ci-str | — | — | — | | | | |
| | | | | 265.4 | 425.1 | 15.5 | 1045.6 | 43.6 | fr-ni | a-cu | fr-ni | — | — | — | | | | |
| | | | | 150.1 | 350.1 | 75.4 | 599.7 | 24.6 | ci-str | ci-str | ci-cu | 0.0 | — | — | | | | |
| | | | | 392.1 | 160.5 | 442.1 | 817.6 | 34.1 | ci-str W | cu-ni | ci-str | — | 0.0 | — | | | | |
| | | | | 145.1 | 375.1 | 120.2 | 747.7 | 31.2 | fr-cu | ci-cu | str-cu | 0.0 | — | — | | | | |
| | | | | 210.2 | 250.4 | 380.4 | 705.5 | 29.4 | ni | cu-ni | cu-ni | 0.0 | — | 0.0 | | | | |
| | | | | 175.4 | 455.2 | 175.5 | 806.2 | 33.6 | fr-ni | ci-str | cu-ni | — | — | — | | | | |
| | | | | 60.3 | 290.2 | 25.5 | 691.0 | 28.8 | cu SW | cu SW | ci-str | — | — | — | | | | |
| | | | | 375.4 | 25.2 | 200.5 | 691.1 | 28.8 | ci-cu | a-cu | cu-ni | — | — | — | | | | |
| | | | | 475.5 | 165.4 | 250.2 | 701.2 | 29.2 | a-cu | cu-ni | ni | 0.0 | — | 0.0 | | | | |
| | | | | 375.5 | 480.2 | 75.3 | 791.1 | 33.0 | fr-ni | fr-ni | fr-ni | 3.5 | 0.4 | 3.3 | | | | |
| | | | | 216.1 | 297.9 | 283.5 | 800.7 | 33.4 | | | | 3.5 | 2.4 | 3.4 | | | | |

## NTA ARENAS (H = 4 m) — NOVIEMBRE 1912 — φ = 53° 10′ S — λ = 70° 54′ W — $h_a$ = 11.2 m

| | | | | | | | | | | | | | | | | | | | |
|---|---|---|---|---|---|---|---|---|---|---|---|---|---|---|---|---|---|---|---|
| 9.5 | 3.0 | 420 | 880 | 220 | 170.0 | 213.4 | 224.0 | 489.9 | 20.4 | fr-cu N, str-cu, str NW | cu, cu-ni y a-cu W, ci- | cu-ni w | — | — | — | 0.5 | 1.0 | 0.8 | 1.4 |
| 8.3 | 1.4 | 480 | 250 | 590 | 255.2 | 243.0 | 189.0 | 692.6 | 28.9 | cu, a-cu y ci-cu W | fr-cu y cu-ni W [cu | cu-ni, ni | — | 0.0 | 4.5 | 0.4 | 0.8 | 0.4 | 2.2 |
| 3.3 | -1.5 | 350 | 420 | 280 | 200.6 | 166.8 | 148.0 | 632.6 | 26.4 | cu, cu-ni y fr-cu W | fr-cu y cu-ni W | cu y str-cu w | 0.1 | 0.0 | — | 0.6 | 0.4 | 0.6 | 1.8 |
| 5.5 | 4.8 | 790 | 680 | 295 | 214.5 | 194.0 | 284.0 | 529.3 | 22.1 | str-cu y a-cu W | str-cu W | cu w, a-str | -- | — | — | 0.4 | 0.8 | 0.6 | 1.4 |
| 8.2 | 3.1 | 200 | 550 | 430 | 195.8 | 142.2 | 321.0 | 673.8 | 28.1 | fr-cu N, a-cu N | fr-cu W, str, ci-str | fr-ni y str-cu w | — | 0.2 | 0.2 | 0.4 | 1.0 | 0.8 | 1.8 |
| 3.0 | 1.7 | 520 | 420 | 240 | 386.5 | 289.7 | 205.0 | 849.7 | 35.4 | cu W, ni | cu-ni SW, fr-cu W | cu w | 0.8 | 0.0 | — | 0.3 | 1.0 | 0.6 | 2.1 |
| 7.8 | 1.5 | 420 | 540 | 150 | 331.0 | 190.9 | 177.0 | 825.7 | 34.4 | cu y ni W, a-cu | fr-cu W, str-cu, ci-str | fr-ni w, str | 0.0 | — | — | 0.8 | 0.8 | 0.6 | 2.4 |
| 7.5 | 5.5 | 630 | 550 | 420 | 171.5 | 375.9 | 279.0 | 539.4 | 22.5 | cu W, str | str, fr-str [W, ci-cu | str-cu w | — | — | — | 0.4 | 1.0 | 0.8 | 1.8 |
| 3.0 | 0.2 | 490 | 500 | 220 | 300.3 | 250.1 | 161.0 | **955.2** | **39.8** | cu-ca, cu W, fr-cu y a- | ni | ni | 1.9 | 0.3 | 0.9 | 0.8 | 0.8 | 0.4 | **2.6** |
| 6.7 | -0.5 | 320 | 680 | 880 | 298.9 | 192.4 | 301.0 | 710.0 | 29.6 | ni [cu W | ni | ni | 2.9 | 1.8 | 0.5 | 0.2 | 0.2 | 0.1 | 1.4 |
| 4.7 | 2.0 | 780 | 750 | 150 | 436.0 | 401.4 | 240.0 | 929.4 | 38.7 | ni N str-cu, ci-cu | cu-ni y ni W, str-cu | ni w | 0.8 | 1.3 | 0.1 | 0.3 | 0.4 | 0.6 | **0.6** |
| 9.5 | -0.6 | 480 | 360 | **0** | 280.0 | 166.1 | 88.0 | 921.4 | 38.4 | cu y fr-ni W, a-str, (1) | cuW, str-cu N, a-cuW | ci-str, ci | 0.5 | 0.2 | 0.9 | 0.4 | 0.6 | 0.4 | 1.4 |
| 8.2 | -1.5 | 480 | 540 | 350 | 138.9 | 213.6 | 148.0 | 393.0 | 16.4 | cu y fr-cuW, ci-str | ni y cu-ni W | fr-ni w, a-str | 0.1 | 0.0 | -- | 0.6 | 0.6 | 0.8 | 1.6 |
| 4.0 | -1.5 | 290 | 470 | 90 | 250.4 | 202.1 | 198.0 | 612.0 | 25.5 | fr-cu SW, str-cu (2) | cu W, ci-str | str-cu w | — | 0.1 | — | 0.2 | 1.0 | 0.6 | 1.6 |
| 7.7 | -1.5 | 200 | 240 | 190 | 82.3 | 146.9 | 93.0 | 482.4 | 20.1 | cu, str-cu y a-cu W | cu w, cu-ni | str-cu w | — | 0.2 | 0.0 | 0.6 | 0.8 | 0.6 | 2.2 |
| 7.7 | 2.0 | 320 | 340 | 200 | 124.0 | 140.0 | 142.0 | 363.9 | 15.2 | str-cu W | cu y str-cu W, ci-str | a-cu | -- | — | — | 0.4 | 0.8 | 0.6 | 1.8 |
| 6.1 | -0.8 | 290 | 180 | 90 | 194.8 | 148.0 | 64.0 | 476.8 | 19.9 | cu, fr-cuW, a-cu, ci | ci | | — | — | — | 0.6 | 0.6 | 0.8 | 2.0 |
| 0.0 | -0.8 | 140 | 400 | 120 | 116.1 | 163.5 | 146.0 | 328.1 | 13.7 | fr-cu W, str-cu | cu | ci-cu | — | — | — | 0.2 | 0.8 | 0.8 | 1.6 |
| 0.5 | -0.9 | 100 | 240 | 160 | 85.7 | 112.2 | 108.0 | 395.2 | 16.5 | str-cu, ci-str [W | str-cu W, ci-str | str-cu w | -- | — | — | 0.6 | 0.6 | 0.8 | 2.2 |
| 2.8 | 1.8 | 350 | 380 | 120 | 149.8 | 190.5 | 148.0 | 370.0 | 15.4 | cu-ca, fr-cu y str-cu | cu w, a-str, a-cu, ci-str | cu-ni, a-str | — | — | 0.0 | 0.6 | 0.8 | 0.6 | 2.0 |
| 3.3 | 4.0 | 540 | 350 | 480 | 168.5 | 180.0 | 188.0 | 507.0 | 21.1 | cu, fr-ni W, str N | cu w, str-cu | cu-ni w | — | — | 0.3 | 0.4 | 1.0 | 0.8 | 1.8 |
| 3.5 | 2.8 | 290 | 540 | 450 | 155.0 | 232.0 | 196.6 | 523.0 | 21.8 | cu-ni, ni y str-cu W | cu y cu-ni w, str-cu | cu, str w | 1.0 | 0.0 | 0.1 | 0.6 | 0.4 | 0.8 | 2.4 |
| 4.8 | 1.4 | 590 | **890** | 100 | 224.0 | 260.2 | 117.0 | 652.6 | 27.2 | cu-ni, ni NW, str-cu W | cu-ni w, str-cu | str w | 5.7 | 0.2 | — | 0.6 | 0.4 | 0.8 | 1.8 |
| 1.5 | 0.5 | 650 | 590 | 140 | 253.0 | 222.2 | 69.0 | 630.2 | 26.3 | ni NW | ni w | fr-ni y str w | 1.5 | 11.7 | 0.6 | 0.4 | 0.2 | 0.2 | 1.6 |
| 0.0 | 0.5 | 140 | 300 | 200 | 126.6 | 129.2 | 84.0 | 417.8 | 17.4 | cu, fr-ni NW, a-str | fr-ni y str-cu N | ni | 0.1 | — | 3.6 | 0.2 | 0.4 | 0.4 | **0.6** |
| 0.2 | -0.2 | 300 | 240 | **0** | 106.0 | 161.7 | 115.0 | **319.2** | **13.3** | cu SW, fr-cu NW, (3) | cu-ni W, ni, ci-str | cu sw, str | 8.5 | 0.3 | 0.2 | 0.2 | 0.6 | 0.6 | 1.0 |
| 3.3 | **-2.2** | 540 | 500 | 400 | 154.3 | 216.0 | 145.0 | 431.0 | 18.0 | cu SW, str-cu W, (4) | fr-ni W, a-str | ni | — | — | — | 0.4 | 1.0 | 0.6 | 1.6 |
| 9.7 | 0.0 | 540 | 480 | 150 | 228.0 | 238.1 | 156.0 | 589.0 | 24.5 | cu y cu-ni W, ci-str | cu y cu-ni w, a-str | fr-ni N, str | 0.1 | — | — | 0.6 | 1.0 | 0.6 | 2.2 |
| 0.0 | 3.6 | 100 | 300 | 120 | 138.3 | 146.5 | 143.0 | 532.4 | 22.2 | fr-cu y str-cu W, ci-str | fr-cu w, str-cu, ci-str | ni | — | — | 3.7 | 0.2 | 0.6 | 0.0 | 1.8 |
| 5.0 | 6.0 | 50 | 120 | 90 | 99.2 | 68.0 | 75.0 | 388.7 | 16.2 | cu W, a-str, ci-str | fr-ni N, str | fr-cu y str-cu w | 0.3 | — | 0.1 | 0.2 | 0.8 | 0.6 | 0.8 |
| 5.3 | 1.1 | 393 | 456 | 244 | 201.2 | 199.9 | 165.1 | 572.0 | 23.8 | | | | 24.1 | 16.3 | 15.7 | 13.1 | 21.2 | 17.7 | 51.5 |

Las observaciones se efectuaron según hora oficial de Chile (75° de long.)

Alle Beobachtungen nach chilenischer Einheitszeit (75° Länge).

(1) 2 S, ci-str. (3) a-cu, ci-str. (4) a-str, ci-str.

**SAN ISIDRO** (H = 21 m) **NOVIEMBRE 1912** φ = 53° 48′ S λ = 70° 59′ W $C_g$ = +

| Dia / Tag | Barómetro Barometer 700 mm + 7a | 2p | 9p | Temperatura del aire Lufttemperatur C° 7a | 2p | 9p | Max. | Min. | Humedad absoluta Absolute Feuchtigkeit mm 7a | 2p | 9p | Humedad relativa Relative Feuchtigkeit % 7a | 2p | 9p | Dirección y fuerza del viento Richtung und Stärke des Windes 0—12 B 7a | 2p | 9p | Nebulosidad Bewölkung 0—10 7a | 2p | 9p | Agua caída Niederschlag mm 7a-7a | Notas Bemerkungen |
|---|---|---|---|---|---|---|---|---|---|---|---|---|---|---|---|---|---|---|---|---|---|---|
| 1 | 41.7 | 35.0 | 37.1 | 5.8 | 9.6 | 6.1 | 10.0 | 4.0 | 5.6 | 6.1 | 5.3 | 82 | 69 | 75 | NW 2 | SE 3 | C 0 | 10 | 9 | 5 | — | |
| 2 | 29.6 | 28.8 | 32.1 | 7.0 | 7.9 | 7.8 | 9.8 | 2.6 | 4.6 | 4.5 | 6.8 | 62 | 57 | 86 | W 3 | SW 3 | W 4 | 4 | 5 | 10 | — | |
| 3 | 44.3 | 46.1 | 47.6 | 2.5 | 6.8 | 7.7 | 8.5 | 0.4 | 4.1 | 4.3 | 7.1 | 74 | 59 | 90 | SW 5 | SW 4 | SW 3 | 9 | 6 | 3 | 2.9 | ⚹¹ ch a interv; ⊠ |
| 4 | 44.5 | 39.5 | 41.4 | 4.0 | 8.6 | 5.4 | 8.8 | 2.7 | 5.7 | 4.9 | 4.4 | 93 | 59 | 66 | NW 2 | SW 3 | SW 3 | 8 | 7 | 6 | 2.6 | |
| 5 | 28.2 | 22.8 | **21.3** | 5.0 | 8.6 | 3.2 | 10.0 | 3.2 | 5.3 | 3.6 | 4.6 | 81 | **43** | 80 | N 5 | WSW 5 | WSW 6 | 10 | 6 | 10 | 0.6 | ●¹ 4a20-10p |
| 6 | 34.9 | 42.9 | 45.9 | 4.0 | 3.1 | 4.3 | 5.2 | 3.0 | 4.2 | 3.8 | 4.1 | 69 | 66 | 66 | SW 9 | SW 8 | SW 6 | 10 | 10 | 7 | **21.5** | ●², ⚹ y △¹ ch; ⸗ I-I |
| 7 | 43.8 | 41.8 | 43.2 | 6.8 | 7.7 | 7.0 | 9.0 | 4.4 | 5.6 | 6.0 | 6.0 | 76 | 76 | 79 | SW 4 | SW 4 | C 0 | 8 | 7 | 10 | 3.7 | |
| 8 | 39.5 | 40.0 | 35.7 | 8.0 | 11.2 | 9.9 | **13.8** | 5.9 | 6.9 | 5.0 | 5.5 | 86 | 50 | 61 | E 2 | N 3 | NW 5 | 10 | 10 | 5 | — | |
| 9 | 31.5 | 34.1 | 35.4 | 6.1 | 5.0 | 2.0 | 9.1 | 1.0 | 4.2 | 3.7 | 3.4 | 60 | 57 | 64 | NW 5 | NW 5 | NW 4 | 8 | 7 | 10 | 1.7 | ●¹, ⚹¹ ch; ⸗ 3a-3p30 |
| 10 | 36.2 | 35.1 | 32.7 | 2.1 | 3.6 | 3.9 | 4.8 | 0.0 | 5.2 | 5.3 | 5.7 | 96 | 90 | 95 | SW 2 | N 2 | E 2 | 10 | 10 | 10 | 9.8 | ●⁰ y ⚹¹ a interv; ⊠ |
| 11 | 30.0 | 28.6 | 35.8 | 6.2 | 9.0 | 3.4 | 9.8 | 3.2 | 5.8 | 5.5 | 4.7 | 82 | 65 | 80 | C 0 | SW 3 | SW 4 | 10 | 10 | 9 | 10.8 | ●¹ y ⚹¹ 2a20-5p40; ⊠ |
| 12 | 39.4 | 35.5 | 35.6 | 1.1 | 7.4 | 2.2 | 7.8 | 1.1 | 4.8 | 4.9 | 3.4 | 96 | 64 | 63 | SW 4 | SW 3 | SW 4 | 9 | 8 | 8 | 9.6 | ●¹ y ⚹ ch a interv |
| 13 | 37.7 | 40.4 | 42.3 | 2.1 | 0.0 | 3.9 | 5.0 | **-1.0** | 4.1 | 4.6 | 5.9 | 77 | **00** | 97 | SW 4 | SW 5 | SW 5 | 9 | 10 | 10 | 9.0 | ⚹¹ y △¹ ch 5a-10p30 |
| 14 | 44.1 | 47.8 | 50.1 | 2.3 | 3.8 | 1.0 | 4.0 | 0.6 | 4.2 | 3.6 | 4.6 | 77 | 58 | 92 | SW 5 | SW 5 | SW 4 | 6 | 4 | 7 | 10.0 | ⚹¹ ch 4a20-11p; ⊠ |
| 15 | 50.4 | 50.4 | 51.8 | 2.7 | 4.8 | 4.9 | 5.6 | 1.6 | 4.3 | 3.7 | **3.0** | 77 | 57 | 46 | SW 4 | SW 5 | SW 5 | 6 | 5 | 8 | 4.8 | ⚹¹ ch 1a30-MN; ⊠ |
| 16 | 50.7 | 52.2 | 57.6 | 5.9 | 6.4 | 4.9 | 7.0 | 4.6 | 4.8 | 4.6 | 4.3 | 69 | 64 | 65 | SW 5 | SW 6 | SW 7 | 5 | 8 | 7 | 1.9 | |
| 17 | 58.4 | 55.6 | 56.1 | 7.1 | 9.0 | 6.4 | 9.8 | 5.0 | 5.3 | 5.2 | 5.5 | 70 | 61 | 76 | SW 8 | SW 8 | SW 7 | 6 | 3 | 5 | — | |
| 18 | 55.0 | 55.6 | 56.8 | 6.4 | 7.1 | 5.7 | 7.9 | 5.5 | 4.6 | 4.2 | 4.2 | 64 | 56 | 61 | SW 7 | SW 8 | SW 8 | 4 | 3 | 9 | — | |
| 19 | 57.5 | 57.5 | **58.6** | 5.6 | 7.2 | 5.3 | 8.0 | 4.5 | 4.1 | 4.2 | 4.4 | 61 | 55 | 66 | SW 7 | SW 6 | SW 6 | 6 | 5 | 10 | — | |
| 20 | 57.6 | 54.9 | 54.0 | 6.7 | 11.2 | 6.1 | 11.4 | 4.2 | 4.5 | 4.8 | 5.0 | 61 | 49 | 72 | SW 3 | SW 3 | SW 9 | 10 | 6 | 5 | — | |
| 21 | 49.6 | 44.0 | 37.4 | 9.2 | 12.4 | 9.0 | 12.6 | 5.7 | 6.0 | 5.3 | 5.3 | 70 | 49 | 62 | SW 3 | SW 3 | SW 3 | 6 | 8 | 10 | — | |
| 22 | 30.6 | 33.7 | 36.6 | 6.1 | 4.9 | 2.9 | 8.8 | 2.9 | 6.1 | 4.3 | 3.9 | 87 | 65 | 69 | SW 2 | SW 5 | SW 5 | 10 | 9 | 8 | 1.5 | ●⁰ y ⚹¹ ch 4a-10p30 |
| 23 | 31.1 | 33.9 | 36.1 | 5.0 | 3.7 | 2.9 | 6.0 | 2.1 | 4.7 | 4.8 | 3.8 | 72 | 80 | 68 | SW 5 | SW 5 | SW 5 | 5 | 8 | 10 | 4.2 | ⚹¹ y △¹ MN-6p30 |
| 24 | 32.1 | 30.9 | 33.7 | 2.8 | 5.0 | 2.6 | 6.3 | 1.7 | 5.0 | 5.6 | 4.9 | 89 | 86 | 89 | SW 2 | C 0 | SW 4 | 10 | 10 | 4 | 1.3 | ●¹ ch 4a15-6p40 |
| 25 | 34.7 | 33.5 | 32.1 | 4.9 | 6.8 | 4.1 | 7.8 | 1.4 | 3.8 | 4.2 | 4.9 | 58 | 57 | 80 | SW 2 | SW 2 | N 2 | 8 | 10 | 10 | 8.7 | ●¹ ch a1n, ⚹ ch II |
| 26 | 30.9 | 33.3 | 35.4 | 2.9 | 4.7 | 2.2 | 6.6 | 0.2 | 3.9 | 4.7 | 4.9 | 69 | 73 | 91 | SW 4 | SW 4 | SW 4 | 10 | 8 | 7 | 6.7 | ●⁰ y ⚹¹ ch 2a30-10p |
| 27 | 40.1 | 43.4 | 46.2 | 3.8 | 4.1 | 1.9 | 6.0 | 1.7 | 4.0 | 4.1 | 4.3 | 67 | 68 | 82 | SW 4 | SW 4 | SW 2 | 10 | 7 | 6 | 4.0 | ●¹ y ⚹ ch 1a-8p45 |
| 28 | 48.8 | 50.0 | 51.5 | 4.2 | 4.7 | 5.1 | 7.0 | 1.0 | 3.5 | 5.9 | 5.2 | 57 | 92 | 80 | SW 3 | SW 3 | SW 3 | 5 | 7 | 10 | 3.4 | ⚹ ch 5a-1p30 |
| 29 | 51.4 | 50.0 | 41.6 | 7.3 | 11.9 | 6.8 | 12.6 | 4.2 | 5.3 | 5.4 | 6.7 | 69 | 53 | 91 | SW 4 | SW 4 | SW 3 | 10 | 9 | 10 | 0.0 | ●¹ II |
| 30 | 45.5 | 43.2 | 40.0 | 7.0 | 8.6 | 8.1 | 8.8 | 5.4 | 7.0 | 7.4 | **7.8** | 94 | 89 | 98 | N 2 | N 3 | N 2 | 8 | 10 | 10 | 3.8 | ●⁰ ch a interv |
| **Pro. Mit.** | 41.7 | 41.4 | 42.0 | 5.0 | 6.8 | 4.9 | 8.3 | 2.8 | 4.9 | 4.8 | 5.0 | 75 | 65 | 76 | 3.9 | 4.2 | 4.2 | 8.0 | 7.5 | 8.0 | 122.5 | |

**Barómetro reducido a 0°C y a gravedad normal.** **Barometer reduciert auf 0°C und Normals**

N ISIDRO (H = 21 m) **NOVIEMBRE 1912** φ = 53° 48′ S λ = 70° 59′ W $h_a$ = —

| emp. a la ntemp. Temp. m Freien C° Max. Min. | Velocidad del viento Windgeschwindigkeit m/minuto 7a | 2p | 9p | km 9p-7a | 7a-2p | 2p-9p | 7a-7a | k/1h | Nubes (clase y dirección) Wolken (Art und Richtung) 7a | 2p | 9p | Agua caída Niederschlag mm 7a | 2p | 9p | Evaporación Verdunstung mm 7a | 2p | 9p | 7a-7a |
|---|---|---|---|---|---|---|---|---|---|---|---|---|---|---|---|---|---|---|
| | | | | | | | | | ni NW | cu-ni SW | cu-ni SW | — | — | — | | | | |
| | | | | | | | | | cu-ni W | cu SW | ni W | — | — | — | | | | |
| | | | | | | | | | cu-ni SW | cu-ni SW | cu-ni SW | 2.9 | 1.2 | 1.4 | | | | |
| | | | | | | | | | cu-ni NW | cu-ni SW | cu-ni SW | — | — | — | | | | |
| | | | | | | | | | ni N | cu-ni WSW | ni WSW | 0.6 | 4.0 | 7.8 | | | | |
| | | | | | | | | | ni SW | ni SW | cu-ni SW | 9.7 | 2.4 | 1.3 | | | | |
| | | | | | | | | | cu-ni SW | ni SW | ni S | — | — | — | | | | |
| | | | | | | | | | ni E | ni NW | cu-ni NW | — | — | — | | | | |
| | | | | | | | | | cu-ni NW | cu-ni NW | ni NW | 1.7 | 1.6 | 3.4 | | | | |
| | | | | | | | | | ni | ni N | ni E | 4.8 | 4.5 | 1.9 | | | | |
| | | | | | | | | | ni SW | ni SW | cu-ni SW | 4.4 | 1.5 | 1.9 | | | | |
| | | | | | | | | | cu-ni SW | cu-ni SW | cu-ni SW | 6.2 | 3.3 | 3.9 | | | | |
| | | | | | | | | | cu-ni SW | ni SW | ni SW | 1.8 | 2.7 | 2.6 | | | | |
| | | | | | | | | | cu-ni SW | cu-ni SW | cu-ni SW | 4.7 | 1.0 | 1.3 | | | | |
| | | | | | | | | | cu-ni SW | cu-ni SW | cu-ni SW | 2.5 | 0.9 | 1.0 | | | | |
| | | | | | | | | | cu-ni SW | cu ni SW | cu-ni SW | — | — | — | | | | |
| | | | | | | | | | cu-ni SW | ci-cu SW | ci-cu SW | — | — | — | | | | |
| | | | | | | | | | ci-cu SW | cu SW | cu-ni SW | — | — | — | | | | |
| | | | | | | | | | cu-ni SW | cu-ni SW | ni SW | — | — | — | | | | |
| | | | | | | | | | ni SW | cu-ni SW | cu-ni SW | — | — | — | | | | |
| | | | | | | | | | cu-ni SW | cu-ni SW | fr-str SW | — | — | — | | | | |
| | | | | | | | | | cu-ni SW | cu-ni SW | cu-ni SW | 1.5 | 0.8 | 0.7 | | | | |
| | | | | | | | | | cu-ni SW | cu-ni SW | ni SW | 2.7 | 0.4 | 0.0 | | | | |
| | | | | | | | | | ni | ni | cu-ni SW | 0.9 | 6.2 | 2.1 | | | | |
| | | | | | | | | | cu-ni SW | fr-ni SW | ni SW | 0.4 | — | 0.7 | | | | |
| | | | | | | | | | cu-ni SW | cu-ni SW | cu-ni SW | 6.0 | 0.0 | 1.3 | | | | |
| | | | | | | | | | cu-ni SW | cu-ni SW | cu-ni SW | 2.7 | 1.2 | 1.0 | | | | |
| | | | | | | | | | cu-ni SW | cu-ni SW | ni SW | 1.2 | 0.0 | — | | | | |
| | | | | | | | | | fr-ni SW | cu-ni SW | ni | — | — | 0.6 | | | | |
| | | | | | | | | | cu-ni SW | ni N | ni | 3.2 | 1.5 | 4.2 | | | | |
| | | | | | | | | | | | | 57.9 | 33.2 | 37.1 | | | | |

las observaciones se efectuaron según hora oficial de Chile (75° de long.)

Alle Beobachtungen nach chilenischer Einheitszeit (75° Länge).

**ARICA** (H = 10 m) **DICIEMBRE 1912** φ = 18° 29′ S λ = 70° 20′ W $C_g$ =

| Día Tag | Barómetro Barometer 700 mm + | | | Temperatura del aire Lufttemperatur C° | | | | | Humedad absoluta Absolute Feuchtigkeit mm | | | Humedad relativa Relative Feuchtigkeit % | | | Dirección y fuerza del viento Richtung und Stärke des Windes 0—12 B. | | | Nebulosidad Bewölkung 0—10 | | | Agua caída Niederschlag mm | Notas Bemerkungen |
|---|---|---|---|---|---|---|---|---|---|---|---|---|---|---|---|---|---|---|---|---|---|---|
| | 7a | 2p | 9p | 7a | 2p | 9p | Max. | Min. | 7a | 2p | 9p | 7a | 2p | 9p | 7a | 2p | 9p | 7a | 2p | 9p | 7a-7a | |
| 1 | 59.5 | 56.9 | 59.7 | 20.2 | 20.0 | 20.2 | 26.4 | **14.0** | 12.8 | 12.6 | 12.8 | 73 | 72 | 73 | W 1 | SW 4 | C 0 | 2 | 4 | 10 | — | |
| 2 | 58.2 | 58.2 | 58.6 | 20.2 | 20.4 | 20.0 | 27.0 | 16.0 | 14.0 | 14.5 | 12.9 | 80 | 82 | 74 | SW 1 | SW 4 | S 2 | 10 | 2 | 0 | — | |
| 3 | 58.2 | 57.0 | 59.7 | 20.0 | 21.0 | 21.0 | 25.0 | 16.0 | 14.1 | 15.1 | 12.6 | 81 | 82 | 68 | SW 1 | SW 4 | SW 3 | 10 | 0 | 10 | — | |
| 4 | 58.9 | 57.6 | 60.4 | 21.0 | 21.4 | 20.0 | 24.0 | 16.0 | 13.5 | 14.9 | 14.1 | 74 | 78 | 81 | C 0 | SW 4 | C 0 | 10 | 0 | 10 | — | |
| 5 | 59.7 | 57.8 | 60.5 | 20.2 | 21.2 | 20.0 | 25.7 | 16.2 | 14.3 | 15.3 | 12.9 | 82 | 82 | 74 | C 0 | SW 4 | SW 2 | 10 | 3 | 10 | — | |
| 6 | 59.3 | 57.2 | 59.1 | 19.0 | 21.0 | 20.0 | 22.0 | 16.0 | 13.2 | 13.5 | 12.9 | 81 | 74 | 74 | C 0 | SW 4 | E 1 | 10 | 8 | 10 | — | |
| 7 | 58.2 | 57.2 | 59.1 | 20.0 | 21.2 | 20.4 | 26.0 | 16.0 | 14.1 | 14.0 | 13.9 | 81 | 75 | 78 | C 0 | SW 4 | C 0 | 10 | 6 | 10 | — | |
| 8 | 59.7 | 57.5 | 58.6 | 21.2 | 22.0 | 21.2 | 26.4 | 16.2 | 13.4 | 14.5 | 14.0 | 73 | 74 | 75 | C 0 | SW 4 | C 0 | 10 | 8 | 0 | — | |
| 9 | **61.8** | 59.9 | 61.2 | 20.0 | 20.4 | 19.0 | 27.3 | 15.0 | 12.6 | 14.5 | 13.5 | 72 | 82 | 83 | C 0 | SW 3 | C 0 | 10 | 4 | 0 | — | |
| 10 | 60.1 | 57.9 | 58.7 | 20.0 | 20.4 | 20.0 | 26.4 | 15.2 | 12.6 | 14.5 | 12.9 | 72 | 82 | 74 | C 0 | SW 4 | C 0 | 9 | 4 | 0 | — | |
| 11 | 59.8 | 58.7 | 56.7 | 20.0 | 21.0 | 20.2 | 26.4 | 15.4 | 12.6 | 15.1 | 14.0 | 72 | 82 | 80 | SW 1 | SW 4 | C 0 | 4 | 2 | 0 | — | |
| 12 | 60.1 | 59.5 | 59.9 | 20.0 | 21.4 | 20.2 | 26.0 | 15.0 | 14.1 | 13.9 | 12.8 | 81 | 74 | 73 | SW 1 | SW 4 | C 0 | 10 | 0 | 0 | — | |
| 13 | 61.4 | 60.3 | 60.9 | 20.0 | 20.4 | 21.0 | 27.0 | 15.0 | 12.6 | 15.5 | 13.5 | 72 | 87 | 74 | SW 1 | SW 4 | SW 2 | 10 | 4 | 10 | — | |
| 14 | 60.1 | 58.3 | 60.5 | 19.4 | 21.4 | 19.2 | 27.4 | 16.0 | 13.6 | 13.9 | 13.1 | 81 | 74 | 79 | SW 1 | SW 3 | SW 2 | 10 | 5 | 10 | — | |
| 15 | 60.0 | 58.7 | 60.6 | 20.4 | 20.0 | 20.4 | 27.0 | 16.0 | 13.0 | 14.8 | 13.9 | 73 | 85 | 78 | SW 1 | SW 4 | C 0 | 10 | 0 | 0 | — | |
| 16 | 60.2 | 58.2 | 59.6 | 19.4 | 21.0 | 21.0 | 27.4 | 16.0 | 13.6 | 14.2 | 15.1 | 81 | 77 | 82 | C 0 | SW 3 | C 0 | 10 | 6 | 5 | — | |
| 17 | 60.7 | 57.6 | 59.5 | 19.0 | 20.4 | 21.4 | 26.4 | 16.0 | 13.2 | 14.5 | 15.2 | 81 | 82 | 80 | C 0 | SW 4 | C 0 | 3 | 9 | 10 | — | |
| 18 | 61.4 | 59.3 | 59.8 | 21.0 | 20.0 | 20.4 | 27.2 | 16.2 | **12.0** | 15.7 | 14.5 | 65 | 91 | 82 | C 0 | SW 3 | C 0 | 10 | 8 | 10 | — | |
| 19 | 60.1 | 59.0 | 59.2 | 20.0 | 20.2 | 19.2 | **28.0** | 15.0 | 14.1 | 14.3 | 13.7 | 81 | 82 | 83 | C 0 | SW 4 | C 0 | 8 | 7 | 10 | — | |
| 20 | 58.9 | **55.8** | 58.2 | 21.4 | 22.2 | 19.2 | 27.0 | 15.0 | 12.3 | 14.4 | 14.6 | **65** | 72 | 88 | C 0 | SW 4 | C 0 | 10 | 7 | 10 | — | |
| 21 | 58.6 | 57.3 | 58.4 | 22.0 | 22.0 | 19.2 | 22.0 | 15.4 | 14.5 | 14.5 | 14.6 | 74 | 74 | 88 | C 0 | SW 4 | C 0 | 0 | 4 | 10 | — | |
| 22 | 57.7 | 57.2 | 59.4 | 21.0 | 21.4 | 18.0 | 27.0 | 16.0 | 15.7 | 16.5 | 14.4 | 85 | 87 | 94 | SW 1 | SW 4 | C 0 | 1 | 3 | 0 | — | |
| 23 | 57.1 | 56.8 | 58.6 | 22.0 | 22.0 | 20.2 | 26.3 | 16.0 | 14.5 | 16.2 | 15.6 | 74 | 82 | 89 | C 0 | SW 4 | C 0 | 3 | 1 | 4 | — | |
| 24 | 57.7 | 57.2 | 58.0 | 21.2 | 21.4 | 20.0 | 27.0 | 16.0 | 15.3 | 15.5 | 14.1 | 82 | 82 | 81 | C 0 | SW 4 | C 0 | 5 | 0 | 0 | — | |
| 25 | 57.9 | 57.2 | 58.2 | 20.2 | 22.0 | 20.2 | 26.4 | 16.0 | 15.6 | 16.2 | 15.6 | 89 | 82 | 89 | C 0 | SW 3 | C 0 | 3 | 4 | 10 | — | |
| 26 | 58.0 | 57.5 | 58.4 | 21.4 | 22.4 | 20.0 | 26.0 | 15.0 | 15.5 | **17.6** | 14.8 | 82 | 88 | 85 | SW 1 | SW 4 | C 0 | 9 | 0 | 3 | — | |
| 27 | 57.7 | 58.0 | 59.4 | 21.0 | 21.4 | 21.0 | 26.0 | 15.0 | 15.1 | 17.2 | 16.8 | 82 | 91 | 91 | C 0 | SW 4 | C 0 | 0 | 0 | 0 | — | |
| 28 | 57.8 | 56.4 | 57.9 | 20.0 | 21.4 | 19.0 | 26.3 | 16.0 | 14.1 | 17.2 | 15.4 | 81 | 91 | 94 | C 0 | SW 3 | C 0 | 2 | 0 | 4 | — | |
| 29 | 57.7 | 58.0 | 58.4 | 19.2 | 21.0 | 20.4 | 27.0 | 16.0 | 14.6 | 16.8 | 17.1 | 88 | 91 | **97** | C 0 | SW 4 | C 0 | 5 | 0 | 4 | — | |
| 30 | 56.6 | 57.6 | 57.9 | 18.4 | 22.0 | 19.4 | 27.0 | 16.2 | 15.1 | 15.2 | 14.8 | 96 | 77 | 89 | SW 1 | SW 4 | C 0 | 2 | 1 | 0 | — | |
| 31 | 61.6 | 59.6 | 58.8 | 21.0 | 23.0 | 19.4 | 27.0 | 16.2 | 15.4 | 15.5 | 13.6 | 84 | 74 | 81 | SW 3 | SW 4 | C 0 | 0 | 5 | 0 | — | |
| Pro. Mit. | 59.2 | 57.9 | 59.2 | 20.3 | 21.2 | 20.0 | 26.3 | 15.7 | 13.9 | 15.1 | 14.2 | 79 | 81 | 82 | 0.4 | 3.8 | 0.3 | 6.6 | 3.4 | 5.2 | — | |

**IQUIQUE** (H = 10 m) **DICIEMBRE 1912** φ = 20° 12′ S λ = 70° 11′ W $C_g$ = —

| | | | | | | | | | | | | | | | | | | | | | | |
|---|---|---|---|---|---|---|---|---|---|---|---|---|---|---|---|---|---|---|---|---|---|---|
| 1 | **62.6** | 57.8 | 60.9 | 19.0 | 22.6 | 19.0 | 24.0 | **14.0** | 13.2 | **8.7** | 14.7 | 81 | **43** | 90 | S 1 | SW 4 | SW 2 | 0 | $4^2$ | 0 | — | |
| 2 | 59.5 | 57.1 | 59.2 | 20.0 | 23.0 | 19.2 | 24.4 | 17.0 | 14.1 | 17.9 | 14.6 | 81 | 87 | 88 | C 0 | SSW 5 | C 0 | $10^2$ | $4^2$ | 0 | — | |
| 3 | 59.2 | 58.1 | 60.5 | 19.4 | 22.0 | 20.4 | 24.6 | 15.2 | 13.6 | 17.2 | 15.2 | 81 | 87 | 85 | S 3 | SW 5 | C 0 | $10^2$ | $10^1$ | $10^2$ | — | |
| 4 | 60.0 | 58.9 | 61.8 | 20.0 | 23.0 | 19.4 | 24.6 | 17.0 | 15.4 | 18.3 | 14.5 | 89 | 88 | 87 | SW 4 | S 4 | NE 2 | $9^2$ | $10^2$ | $8^0$ | — | |
| 5 | 60.5 | 58.8 | 61.8 | 20.2 | 22.6 | 19.8 | 24.0 | 15.4 | 14.6 | 17.3 | 14.9 | 83 | 86 | 87 | SW 2 | S 6 | SW 2 | $2^0$ | $2^2$ | $6^1$ | — | |
| 6 | 59.2 | 58.1 | 60.1 | 19.8 | 22.0 | 19.4 | 23.8 | 14.4 | 14.9 | 17.2 | 15.1 | 87 | 87 | 90 | W 2 | SW 2 | SW 1 | $8^1$ | $10^2$ | $10^2$ | — | |
| 7 | 58.3 | 57.9 | 60.9 | 19.0 | 22.6 | 19.4 | 24.6 | 16.4 | 15.1 | 17.5 | 12.0 | 92 | 86 | 72 | SW 2 | SSW 3 | S 2 | $10^1$ | $8^1$ | $10^1$ | — | |
| 8 | 59.5 | 59.1 | 59.9 | 19.8 | 22.4 | 18.6 | 24.4 | 15.2 | 14.9 | 17.5 | 12.5 | 87 | 86 | 79 | SE 3 | NW 1 | S 2 | $10^1$ | $8^2$ | 0 | — | |
| 9 | 62.0 | 60.9 | 62.4 | 20.2 | 21.4 | 19.4 | 26.0 | 14.4 | 14.6 | 17.2 | 12.9 | 83 | 91 | 77 | NW 1 | SW 2 | S 2 | $4^0$ | $10^2$ | 0 | — | |
| 10 | 61.1 | 59.0 | 60.6 | 18.8 | 20.6 | 18.0 | 23.8 | 15.0 | 13.9 | 16.7 | 13.5 | 87 | 93 | 88 | WSW 2 | S 4 | C 0 | $9^0$ | $10^1$ | $6^1$ | — | |
| 11 | 59.3 | 59.6 | 61.8 | 18.0 | 21.8 | 19.4 | 24.4 | 14.4 | 13.8 | 17.0 | 14.5 | 90 | 87 | 87 | SW 1 | SSW 4 | SW 2 | $10^1$ | $6^1$ | $10^1$ | — | |
| 12 | 61.1 | 59.3 | 62.5 | 19.6 | 22.0 | 18.8 | 24.2 | 16.0 | 14.4 | 17.5 | 14.5 | 85 | 89 | 90 | SE 2 | SW 2 | C 0 | $10^2$ | 0 | 0 | — | |
| 13 | 61.2 | 59.9 | **62.6** | 19.6 | 23.0 | 19.4 | 24.4 | 17.2 | 14.4 | 17.9 | 15.1 | 85 | 87 | 90 | S 3 | SSW 4 | SW 3 | $10^1$ | $2^2$ | $10^1$ | — | |
| 14 | 61.3 | 60.4 | 61.7 | 19.0 | 22.6 | 19.4 | 25.0 | 17.4 | 14.7 | 17.9 | 15.1 | 90 | 88 | 90 | S 2 | SSW 4 | NW 1 | $10^2$ | $8^1$ | $8^2$ | — | |
| 15 | 61.3 | 59.8 | 61.8 | 19.4 | 24.6 | 20.0 | 26.4 | 16.0 | 13.9 | 19.2 | 15.1 | 83 | 83 | 87 | C 0 | WSW 3 | SE 2 | $10^1$ | 0 | $10^1$ | — | |
| 16 | 61.1 | 59.6 | 61.3 | 19.4 | 22.0 | 18.8 | 24.4 | 16.4 | 14.2 | 17.5 | 12.4 | 85 | 89 | 77 | S 2 | SW 2 | SSW 2 | $10^2$ | 8 | 8 | — | |
| 17 | 60.5 | 58.6 | 61.4 | 19.4 | 21.8 | 19.4 | 24.2 | 15.0 | 15.8 | 17.6 | 15.1 | **94** | 91 | 90 | C 0 | SW 2 | SW 2 | $10^2$ | $6^2$ | $10^2$ | — | |
| 18 | 61.5 | 60.0 | 62.9 | 19.0 | 22.8 | 20.2 | 25.2 | 16.8 | 14.1 | 18.1 | 15.6 | 87 | 88 | 89 | C 0 | SW 3 | C 0 | $10^2$ | $8^1$ | $10^0$ | — | |
| 19 | 60.9 | 59.7 | 61.8 | 20.6 | 23.2 | 19.8 | 25.0 | 16.0 | 15.7 | 18.9 | 15.5 | 87 | 89 | 90 | SW 2 | SW 4 | SE 2 | $10^1$ | $10^1$ | $10^0$ | — | |
| 20 | 59.2 | 59.6 | 59.1 | 19.0 | 21.8 | 19.4 | 26.4 | 15.6 | 14.7 | 17.0 | 15.1 | 90 | 87 | 90 | SW 1 | SW 3 | C 0 | $10^0$ | $10^1$ | $10^2$ | — | |
| 21 | 58.6 | **56.7** | 59.1 | 19.4 | 23.0 | 20.0 | 24.8 | 14.6 | 12.6 | 18.7 | 14.1 | 75 | 90 | 81 | NW 1 | SW 3 | C 0 | $6^2$ | $2^2$ | $8^0$ | — | |
| 22 | 58.5 | 57.1 | 58.7 | 19.8 | 23.8 | 20.0 | 25.6 | 15.0 | 15.5 | 19.3 | 16.1 | 90 | 88 | 93 | C 0 | S 2 | S 2 | $10^0$ | 0 | 0 | — | |
| 23 | 57.7 | 56.7 | 58.8 | 20.0 | 24.8 | 20.4 | **29.8** | 15.4 | 15.4 | 20.5 | 16.5 | 89 | 88 | 93 | SW 1 | S 2 | C 0 | $10^1$ | $6^0$ | 0 | — | |
| 24 | 58.1 | 57.6 | 60.4 | 20.6 | 26.4 | 19.8 | 29.0 | 15.4 | 16.0 | **21.5** | 15.9 | 89 | 84 | 92 | C 0 | N 1 | S 1 | $10^1$ | $10^1$ | 0 | — | |
| 25 | 59.7 | 58.4 | 59.8 | 21.6 | 24.0 | 19.6 | 26.0 | 15.4 | 15.4 | 19.9 | 14.4 | 80 | 90 | 85 | E 1 | S 2 | C 0 | $8^0$ | $4^0$ | 0 | — | |
| 26 | 59.3 | 57.3 | 59.8 | 19.8 | 23.4 | 19.6 | 26.0 | 15.4 | 14.9 | 18.8 | 14.4 | 87 | 88 | 85 | S 1 | S 2 | NW 1 | $10^1$ | $10^2$ | 0 | — | |
| 27 | 58.5 | 57.8 | 60.2 | 18.8 | 23.8 | 20.4 | 25.4 | 15.0 | 14.2 | 19.3 | 16.1 | 88 | 88 | 91 | SSW 3 | SSW 4 | SW 2 | $8^0$ | $2^1$ | 0 | — | |
| 28 | 59.6 | 59.3 | 61.3 | 20.4 | 25.2 | 20.0 | 26.8 | 15.4 | 15.5 | 20.7 | 16.1 | 87 | 87 | 93 | SW 1 | SSW 3 | SW 4 | 0 | $6^1$ | 0 | — | |
| 29 | 59.8 | 58.5 | 61.5 | 21.8 | 23.4 | 21.0 | 27.0 | 15.4 | 16.3 | 18.8 | 16.4 | 84 | 88 | 89 | WSW 2 | S 5 | SE 2 | 0 | $2^0$ | $10^0$ | — | |
| 30 | 56.9 | 58.3 | 61.1 | 20.8 | 24.4 | 20.2 | 26.8 | 15.4 | 14.6 | 14.0 | 14.6 | 80 | 62 | 83 | C 0 | SSW 4 | SW 2 | $10^1$ | $8^0$ | 0 | — | |
| 31 | 60.1 | 61.6 | 62.2 | 20.8 | 23.4 | 20.2 | 26.8 | 16.0 | 14.6 | 18.8 | 16.3 | 80 | 88 | 93 | C 0 | SW 3 | SW 2 | $10^1$ | $10^1$ | 0 | | |
| Pro. Mit. | 60.0 | 58.8 | 60.9 | 19.8 | 23.0 | 19.6 | 25.4 | 15.6 | 14.7 | 17.9 | 14.8 | 86 | 86 | 87 | 1.4 | 3.2 | 1.4 | 8.2 | 6.2 | 5.0 | — | |

Barómetro reducido a 0°C y a gravedad normal.

Barometer reduciert auf 0°C und Normalse

ICA (H = 10 m) **DICIEMBRE 1912** φ = 18° 29′ S λ = 70° 20′ W $h_a$ = ?

| Temp. a la 7a temp. Temp. in Freien C° Max. Min. | Velocidad del viento Windgeschwindigkeit m/minuto 7a | 2p | 9p | km 9p-7a | 7a-2p | 2p-9p | 7a-7a | k/1h | Nubes (clase y dirección) Wolken (Art und Richtung) 7a | 2p | 9p | Agua caída Niederschlag mm 7a | 2p | 9p | Evaporación Verdunstung mm 7a | 2p | 9p | 7a-7a |
|---|---|---|---|---|---|---|---|---|---|---|---|---|---|---|---|---|---|---|
| | 50 | 450 | 0 | | 46.2 | 110.9 | **424.2** | **17.7** | ci | ci | a-str | — | — | — | | | | |
| | 100 | 450 | 0 | 124.0 | 95.2 | 132.9 | 281.1 | 11.7 | a-str | ci | | — | — | — | | | | |
| | 150 | 450 | 250 | 131.8 | 117.8 | 55.7 | 359.9 | 15.0 | a-str | | a-str | — | — | — | | | | |
| | 0 | 375 | 0 | 124.3 | 92.0 | 71.4 | 297.8 | 12.4 | a-str | | a-str | — | — | — | | | | |
| | 0 | 425 | 200 | 48.3 | 109.3 | 72.0 | 211.7 | 8.8 | a-str | ci | a-str | — | — | — | | | | |
| | 0 | 375 | 50 | 45.8 | 94.5 | 68.7 | 227.1 | 9.5 | a-str | str | a-str | — | — | — | | | | |
| | 0 | 400 | 0 | 2.0 | 76.3 | 40.3 | 165.2 | 6.9 | a-str | ci | a-str | — | — | — | | | | |
| | 0 | 375 | 0 | 99.6 | 50.3 | 49.6 | 216.2 | 9.0 | a-str | cu | | — | — | — | | | | |
| | 0 | 250 | 0 | 77.4 | 154.8 | 68.4 | 177.3 | 7.4 | a-str | ci | | — | — | — | | | | |
| | 0 | **475** | 0 | 17.4 | 118.4 | 58.6 | 240.6 | 10.0 | str | ci | | — | — | — | | | | |
| | 75 | 450 | 0 | 38.7 | 36.5 | 157.9 | 215.7 | 9.0 | ci | ci | | — | — | — | | | | |
| | 50 | 400 | 0 | 59.9 | 103.8 | 100.6 | 254.3 | 10.6 | a-str | | | — | — | — | | | | |
| | 50 | 350 | 200 | 36.0 | 51.8 | 86.1 | 240.4 | 10.0 | a-str | ci | a-str | — | — | — | | | | |
| | 75 | 350 | 200 | 128.0 | 87.0 | 78.4 | 265.9 | 11.1 | a-str | ci | a-str | — | — | — | | | | |
| | 100 | 350 | 0 | 36.5 | 112.7 | 48.1 | 201.9 | 8.4 | a-str | | | — | — | — | | | | |
| | 0 | 200 | 0 | 12.7 | 61.1 | 54.2 | 173.5 | 7.2 | a-str | cu | str | — | — | — | | | | |
| | 0 | 350 | 0 | 15.0 | 109.8 | 71.1 | 130.3 | 5.4 | ci-cu | a-str | a-str | — | — | — | | | | |
| | 0 | 275 | 0 | 25.9 | 73.0 | 75.0 | 206.8 | 8.6 | str-cu | cu | cu | — | — | — | | | | |
| | 0 | 425 | 0 | 29.7 | 38.2 | 13.0 | 177.7 | 7.4 | cu | cu | a-str | — | — | — | | | | |
| | 0 | **475** | 0 | 4.1 | 15.1 | 175.6 | 55.3 | 2.3 | cu | str | a-str | — | — | — | | | | |
| | 0 | 450 | 0 | 68.8 | 30.2 | 25.0 | 259.5 | 10.8 | | cu | str-cu | — | — | — | | | | |
| | 50 | 450 | 0 | 48.2 | 22.3 | 12.5 | 103.4 | 4.3 | ci | ci | | — | — | — | | | | |
| | 0 | 350 | 0 | 21.0 | 32.7 | 63.6 | 55.8 | 2.3 | ci | ci | ci | — | — | — | | | | |
| | 0 | 380 | 0 | 0.0 | 4.7 | 7.0 | 96.3 | 4.0 | ci | | | — | — | — | | | | |
| | 0 | 350 | 0 | 26.3 | 72.2 | 77.9 | **38.0** | **1.6** | ci | cu | a-str | — | — | — | | | | |
| | 50 | 450 | 0 | 41.6 | 83.4 | 14.6 | 191.7 | 8.0 | a-str | | a-str | — | — | — | | | | |
| | 0 | 450 | 0 | 22.0 | 33.4 | 24.6 | 120.0 | 5.0 | | | | — | — | — | | | | |
| | 0 | 250 | 0 | 6.8 | 33.4 | 61.8 | 64.8 | 2.7 | ci | | ci | — | — | — | | | | |
| | 0 | 450 | 0 | 128.0 | 128.0 | 49.0 | 223.2 | 9.3 | cu | | ci | — | — | — | | | | |
| | 150 | 400 | 0 | 34.4 | 86.4 | 21.5 | 211.4 | 8.8 | ci | str | | — | — | — | | | | |
| | 275 | 350 | 0 | 62.1 | 32.7 | 38.8 | 170.0 | 7.1 | | str | | — | — | — | | | | |
| | 38 | 386 | 30 | 50.5 | 71.1 | 64.0 | 195.4 | 8.1 | | | | — | — | — | | | | |

IIQUE (H=10 m) **DICIEMBRE 1912** φ = 20° 12′ S λ = 70° 11′ W $h_a$ = —

| | | | | | | | | | | cu-ni | | — | — | — | | | | |
|---|---|---|---|---|---|---|---|---|---|---|---|---|---|---|---|---|---|---|
| | | | | | | | | | cu-ni | cu-ni | | — | — | — | | | | |
| | | | | | | | | | cu-ni | ni | ni | — | — | — | | | | |
| | | | | | | | | | cu-ni | cu-ni | ci | — | — | — | | | | |
| | | | | | | | | | ci | cu-ni | ci-cu | — | — | — | | | | |
| | | | | | | | | | ci | cu-ni | ni | — | — | — | | | | |
| | | | | | | | | | ni | ci-cu | ni | — | — | — | | | | |
| | | | | | | | | | ni | cu-ni | | — | — | — | | | | |
| | | | | | | | | | ci-cu | cu-ni | | — | — | — | | | | |
| | | | | | | | | | ci | a-cu | ci | — | — | — | | | | |
| | | | | | | | | | ci | ci-cu | ni | — | — | — | | | | |
| | | | | | | | | | cu-ni | | | — | — | — | | | | |
| | | | | | | | | | ni | cu-ni | ni | — | — | — | | | | |
| | | | | | | | | | ni | ci | cu-ni | — | — | — | | | | |
| | | | | | | | | | ni | | ni | — | — | — | | | | |
| | | | | | | | | | ni | ci-str | a-cu | — | — | — | | | | |
| | | | | | | | | | a-cu | cu-ni | cu-ni | — | — | — | | | | |
| | | | | | | | | | a-cu | ci-cu | ci | — | — | — | | | | |
| | | | | | | | | | ci-cu | ci-cu | ci | — | — | — | | | | |
| | | | | | | | | | ci | ci-cu | cu-ni | — | — | — | | | | |
| | | | | | | | | | cu-ni | cu-ni | ci | — | — | — | | | | |
| | | | | | | | | | ci | | | — | — | — | | | | |
| | | | | | | | | | ci | ci | | — | — | — | | | | |
| | | | | | | | | | ci-cu | ci | | — | — | — | | | | |
| | | | | | | | | | ci | ci | | — | — | — | | | | |
| | | | | | | | | | a-str | fr-cu | | — | — | — | | | | |
| | | | | | | | | | ci | ci | | — | — | — | | | | |
| | | | | | | | | | | ci-cu | | — | — | — | | | | |
| | | | | | | | | | | ci | ci | — | — | — | | | | |
| | | | | | | | | | a cu | ci-cu | | — | — | — | | | | |
| | | | | | | | | | a-str | ci-cu | | — | — | — | | | | |
| | | | | | | | | | | | | — | — | — | | | | |

as observaciones se efectuaron según hora oficial de Chile (75° de long.)

Alle Beobachtungen nach chilenischer Einheitszeit (75° Länge).

**ANTOFAGASTA** (H=5 m) **DICIEMBRE 1912** φ=23° 39′ S λ=70° 25′ W $C_g$ =—

| Día / Tag | Barómetro Barometer 700 mm + 7a | 2p | 9p | Temperatura del aire Lufttemperatur C° 7a | 2p | 9p | Max. | Min. | Humedad absoluta Absolute Feuchtigkeit mm 7a | 2p | 9p | Humedad relativa Relative Feuchtigkeit % 7a | 2p | 9p | Dirección y fuerza del viento Richtung und Stärke des Windes 0—12 B 7a | 2p | 9p | Nebulosidad Bewölkung 0—10 7a | 2p | 9p | Agua caída Niederschlag mm 7a-7a | Notas Bemerkungen |
|---|---|---|---|---|---|---|---|---|---|---|---|---|---|---|---|---|---|---|---|---|---|---|
| 1 | 62.1 | 61.0 | 61.0 | 21.5 | 27.0 | 20.0 | 27.9 | 17.4 | 12.4 | 18.4 | 12.6 | 66 | 69 | 72 | S 2 | SW 3 | S 2 | 2 | 4 | 2 | — | |
| 2 | 60.3 | 59.3 | 59.4 | 21.7 | 27.3 | 20.1 | 28.0 | 17.4 | 12.9 | 20.1 | 12.8 | 67 | 75 | 74 | S 2 | SW 4 | NE 1 | 2 | 2 | 4 | — | |
| 3 | 60.1 | 59.4 | 59.7 | 21.5 | 27.1 | 20.3 | 27.8 | 17.5 | 12.6 | 19.3 | 12.6 | 66 | 72 | 71 | SW 2 | SW 3 | S 1 | 1 | 2 | 2 | — | |
| 4 | 61.1 | 60.2 | 60.1 | 21.7 | 26.9 | 20.4 | 27.4 | 17.3 | 12.3 | 19.6 | 12.3 | 64 | 75 | 69 | SW 2 | SSW 4 | SW 2 | 3 | 5 | 2 | — | |
| 5 | 61.5 | 60.7 | 60.7 | 21.6 | 27.0 | 20.2 | 27.6 | 17.4 | 12.5 | 19.0 | 12.8 | 66 | 72 | 73 | S 2 | SW 4 | S 1 | 2 | 3 | 3 | — | |
| 6 | 61.8 | 61.1 | 61.1 | 21.8 | 27.3 | 20.3 | 27.9 | 17.8 | 12.4 | 19.2 | 12.6 | 64 | 71 | 71 | S 2 | SSW 5 | S 1 | 1 | 2 | 2 | — | |
| 7 | 60.3 | 59.4 | 59.6 | 22.0 | 27.1 | 20.5 | 27.8 | 17.7 | 12.8 | 19.7 | 12.3 | 65 | 74 | 69 | S 2 | SW 4 | SW 2 | 3 | 3 | 6 | — | |
| 8 | 60.2 | 59.3 | 59.6 | 22.1 | 27.0 | 20.3 | 27.7 | 17.8 | 12.4 | 19.6 | 12.4 | 63 | 74 | 70 | S 2 | SW 3 | S 1 | 2 | 4 | 2 | — | |
| 9 | 61.0 | 60.1 | 60.3 | 22.1 | 26.9 | 20.1 | 27.4 | 17.5 | 12.1 | 19.4 | 12.5 | 61 | 74 | 72 | S 2 | SSW 5 | S 2 | 2 | 3 | 4 | — | |
| 10 | 62.1 | 61.1 | 61.1 | 22.0 | 27.0 | 21.0 | 27.5 | 17.6 | 12.0 | 18.4 | 11.8 | 61 | 69 | 65 | SW 3 | SSW 4 | SW 1 | 3 | 2 | 4 | — | |
| 11 | **62.4** | 61.6 | 61.9 | 22.2 | 27.2 | 20.7 | 27.9 | 17.7 | 12.2 | 19.4 | 12.2 | 62 | 72 | 67 | S 2 | SW 4 | SW 2 | 2 | 3 | 3 | — | |
| 12 | 62.0 | 61.3 | 61.3 | 22.4 | 27.4 | 20.8 | 28.0 | 17.8 | 12.2 | 20.1 | 12.2 | 61 | 74 | 67 | SW 2 | SW 4 | SW 2 | 2 | 2 | 4 | — | |
| 13 | 62.2 | 61.0 | 61.1 | 22.0 | 27.5 | 20.7 | 27.8 | 17.7 | 12.1 | 19.1 | 12.2 | 62 | 70 | 67 | S 2 | SW 3 | S 2 | 2 | 2 | 3 | — | |
| 14 | 61.9 | 61.2 | 61.1 | 22.3 | 26.8 | 21.0 | 27.0 | **17.2** | 12.1 | 19.3 | 12.3 | 61 | 74 | 67 | S 2 | SSW 3 | SW 1 | 3 | 2 | 2 | — | |
| 15 | 61.5 | 60.7 | 61.0 | 22.1 | 27.0 | 20.6 | 27.5 | 17.3 | 12.4 | 19.0 | 12.4 | 63 | 72 | 69 | S 2 | SSW 5 | S 3 | 2 | 3 | 3 | — | |
| 16 | 61.8 | 60.9 | 60.9 | 22.2 | 27.3 | 20.8 | 27.9 | 17.5 | 12.0 | 19.4 | 12.1 | 61 | 72 | 67 | SW 2 | SW 4 | SW 2 | 2 | 2 | 4 | — | |
| 17 | 62.1 | 61.3 | 61.4 | 22.3 | 27.2 | 20.7 | 27.9 | 17.6 | 12.1 | 19.6 | 12.2 | 61 | 73 | 67 | S 2 | SW 5 | SW 1 | 2 | 2 | 4 | — | |
| 18 | **62.4** | 61.4 | 61.6 | 22.4 | 27.3 | 20.9 | 27.8 | 17.7 | **11.6** | 19.4 | 11.7 | **57** | 72 | 65 | SW 2 | SW 4 | S 2 | 2 | 2 | 3 | — | |
| 19 | 61.7 | 60.7 | 60.6 | 22.2 | 27.4 | 21.0 | 28.0 | 17.8 | 12.0 | 19.1 | 11.8 | 61 | 70 | 65 | S 2 | SSW 4 | S 1 | 1 | 3 | 6 | — | |
| 20 | 61.5 | 60.4 | 60.4 | 22.0 | 27.5 | 20.8 | 28.1 | 17.6 | 12.0 | 19.8 | 12.1 | 61 | 73 | 67 | S 2 | SW 5 | SW 2 | 2 | 2 | 2 | — | |
| 21 | 61.5 | 60.5 | 60.7 | 22.1 | 27.2 | 20.7 | 28.0 | 17.5 | 11.9 | 19.8 | 11.7 | 61 | 73 | 65 | S 2 | SW 4 | SW 1 | 1 | 2 | 5 | — | |
| 22 | 61.3 | 60.4 | 60.2 | 22.3 | 27.5 | 20.8 | 28.1 | 17.7 | 12.1 | 20.8 | 12.1 | 61 | **77** | 67 | S 2 | SW 5 | SW 1 | 2 | 2 | 6 | — | |
| 23 | 59.2 | 58.3 | 58.5 | 22.0 | 27.7 | 20.5 | 28.2 | 17.8 | 12.3 | 19.9 | 12.3 | 63 | 72 | 69 | SW 2 | SW 4 | S 2 | 2 | 3 | 3 | — | |
| 24 | 58.9 | **58.0** | 58.4 | 22.0 | 27.5 | 20.3 | 28.0 | 17.6 | 11.8 | 19.6 | 12.4 | 60 | 72 | 70 | S 2 | SSW 5 | SW 1 | 1 | 2 | 4 | — | |
| 25 | 59.3 | 58.5 | 58.6 | 22.2 | 27.8 | 20.5 | 28.4 | 17.7 | 12.0 | 19.6 | 12.5 | 61 | 71 | 70 | S 2 | SW 4 | S 3 | 2 | 2 | 3 | — | |
| 26 | 60.5 | 59.6 | 59.6 | 22.1 | 27.9 | 20.6 | **28.6** | 17.8 | 12.4 | 20.2 | 12.7 | 63 | 72 | 70 | SSW 3 | SSW 4 | S 2 | 1 | 2 | 4 | — | |
| 27 | 59.3 | 58.3 | 58.5 | 22.4 | 27.6 | 20.5 | 28.3 | 17.7 | 12.5 | 20.5 | 12.9 | 63 | 75 | 72 | S 2 | SW 4 | S 1 | 2 | 2 | 5 | — | |
| 28 | 59.9 | 59.0 | 59.2 | 22.3 | 27.5 | 20.5 | 28.5 | 17.6 | 12.3 | **21.0** | 12.5 | 62 | **77** | 70 | S 1 | SW 4 | S 2 | 2 | 3 | 5 | — | |
| 29 | 61.0 | 60.0 | 60.3 | 22.1 | 27.6 | 20.6 | 28.3 | 17.6 | 11.9 | 20.2 | 12.2 | 61 | 74 | 68 | S 2 | SW 3 | S 2 | 2 | 2 | 4 | — | |
| 30 | 60.9 | 60.0 | 60.0 | 22.2 | 27.7 | 20.8 | 28.5 | 17.9 | 12.4 | 20.3 | 12.1 | 63 | 74 | 67 | S 2 | SSW 5 | S 1 | 2 | 2 | 6 | — | |
| 31 | 60.5 | 59.5 | 59.6 | 22.5 | 27.5 | 20.7 | **28.6** | 17.5 | 11.7 | 20.4 | 11.9 | 58 | 75 | 66 | SW 2 | SW 5 | S 2 | 2 | 2 | 3 | | |
| Pro. Mit. | 61.0 | 60.1 | 60.2 | 22.1 | 27.3 | 20.6 | 27.9 | 17.6 | 12.2 | 19.7 | 12.3 | 62 | 73 | 69 | 2.0 | 4.2 | 1.6 | 2.0 | 2.4 | 3.6 | — | |

**CALDERA** (H=30 m) **DICIEMBRE 1912** φ=27° 03′ S λ=70° 53′ W $C_g$ =—

| | | | | | | | | | | | | | | | | | | | | | | | |
|---|---|---|---|---|---|---|---|---|---|---|---|---|---|---|---|---|---|---|---|---|---|---|---|
| 1 | 59.9 | 58.6 | 59.0 | 15.3 | 20.0 | 17.0 | 20.8 | | 10.3 | 10.5 | 12.6 | 80 | 60 | 88 | C 0 | SW 1 | W 1 | $10^1$ | 0 | 0 | — | |
| 2 | 60.4 | 58.1 | 58.5 | 15.8 | 20.4 | 17.2 | 22.2 | | 10.5 | 10.3 | 12.8 | 79 | **57** | 88 | C 0 | SW 1 | W 1 | $10^1$ | 0 | 0 | — | |
| 3 | 59.5 | 58.5 | 59.4 | 15.0 | 21.4 | 18.3 | 22.0 | | 10.2 | 12.0 | 13.0 | 81 | 64 | 83 | E 1 | SW 1 | SW 1 | $10^1$ | 0 | $10^1$ | — | |
| 4 | 60.8 | 60.2 | 60.6 | 17.3 | 20.4 | 18.0 | 21.0 | | 11.0 | 10.6 | 13.5 | 75 | 59 | 88 | C 0 | SW 2 | W 1 | $10^1$ | 0 | 0 | — | |
| 5 | 61.1 | 60.1 | 58.9 | 15.6 | 20.0 | 17.0 | 20.7 | | 12.3 | 11.4 | 13.1 | 93 | 66 | 91 | C 0 | SW 2 | SW 1 | $10^1$ | 0 | 0 | — | |
| 6 | 59.8 | 58.1 | 58.1 | 15.3 | 19.8 | 16.8 | 20.5 | | 11.4 | 11.7 | 13.0 | 88 | 68 | 92 | NW 1 | SW 1 | W 1 | $10^1$ | 0 | $10^1$ | — | |
| 7 | 59.4 | 58.6 | 59.0 | 15.3 | 17.8 | 16.5 | 18.6 | | 12.1 | 11.0 | 13.2 | 93 | 72 | **95** | NNW 1 | SW 2 | SW 1 | 9 | $10^1$ | $10^1$ | — | |
| 8 | 59.9 | 59.6 | 60.3 | 15.4 | 19.2 | 17.7 | 20.0 | | 11.5 | 11.9 | 12.4 | 88 | 72 | 82 | W 1 | SW 2 | SW 1 | $10^1$ | $10^1$ | $10^1$ | — | |
| 9 | 61.7 | 61.2 | 61.2 | 16.8 | 19.4 | 17.8 | 20.0 | | 10.8 | 12.3 | 13.6 | 76 | 74 | 90 | C 0 | SW 2 | SW 1 | $10^1$ | 0 | $10^1$ | — | |
| 10 | **61.8** | 59.1 | 58.8 | 15.8 | 19.2 | 16.7 | 19.9 | | 11.4 | 11.6 | 13.0 | 85 | 70 | 92 | WNW 1 | SW 2 | SW 1 | $10^1$ | 0 | 0 | — | |
| 11 | 60.3 | 59.4 | 59.9 | 15.2 | 19.5 | 17.3 | 20.0 | | 11.5 | 12.9 | 13.0 | 89 | 77 | 89 | C 0 | SW 1 | SW 1 | $10^1$ | 0 | $10^1$ | — | |
| 12 | **61.8** | 60.6 | 60.5 | 15.8 | 20.0 | 17.8 | 20.7 | | 11.5 | 11.4 | 13.0 | 86 | 66 | 86 | C 0 | SW 1 | C 0 | $10^1$ | 0 | 0 | — | |
| 13 | **61.8** | 61.0 | 60.5 | 15.5 | 19.6 | 16.5 | 20.4 | | 11.6 | 11.3 | 12.6 | 88 | 67 | 91 | C 0 | SW 1 | S 1 | $10^1$ | 9 | $10^1$ | — | |
| 14 | 61.3 | 59.6 | 59.7 | 14.8 | 18.8 | 16.8 | 19.5 | | 11.7 | **9.5** | 12.8 | 93 | 59 | 90 | C 0 | SW 2 | W 1 | $10^1$ | $10^1$ | $10^1$ | 0.0 | ‖ ⁰ 4a30-7a30 |
| 15 | 61.1 | 60.4 | 60.5 | 15.7 | 20.0 | 17.2 | 20.8 | | 11.2 | 11.4 | 13.2 | 84 | 66 | 91 | NE 1 | SW 1 | W 1 | $10^1$ | 2 | 8 | 0.0 | |
| 16 | 60.9 | 59.4 | 59.3 | 15.8 | 20.0 | 17.8 | 20.7 | | 12.2 | 11.7 | 13.9 | 91 | 67 | 92 | N 1 | SW 1 | SW 1 | $10^1$ | $10^1$ | $10^1$ | — | |
| 17 | 60.5 | 59.2 | 59.8 | 17.2 | 20.2 | 18.8 | 21.0 | | 11.4 | 12.8 | 13.9 | 78 | 73 | 87 | ENE 2 | C 0 | C 0 | $10^1$ | 9 | $10^0$ | — | |
| 18 | 61.5 | 60.0 | 60.5 | 18.0 | 22.4 | 20.6 | 23.0 | | 12.3 | 12.4 | **16.2** | 80 | 62 | 90 | C 0 | SW 1 | W 1 | $10^1$ | 0 | $10^0$ | — | |
| 19 | 61.5 | 60.1 | 59.8 | 18.0 | 22.0 | 20.0 | 22.8 | | 13.1 | 12.9 | 14.1 | 85 | 66 | 81 | C 0 | SW 1 | SW 1 | $10^1$ | 0 | $10^1$ | — | |
| 20 | 59.7 | 57.4 | 57.2 | 18.6 | 22.0 | 20.0 | 22.7 | | 11.9 | 13.2 | 13.8 | 75 | 67 | 79 | C 0 | SW 1 | SW 1 | $10^1$ | 0 | $10^1$ | — | |
| 21 | 58.2 | 56.9 | 57.4 | 19.2 | 23.0 | 21.0 | 23.8 | | 12.0 | 12.6 | 12.9 | 73 | 60 | 70 | C 0 | SW 1 | W 1 | $10^1$ | 0 | 0 | — | |
| 22 | 58.4 | 57.1 | 57.2 | 20.2 | 23.4 | 21.2 | 24.0 | | 11.9 | 12.8 | 13.2 | 67 | 60 | 71 | C 0 | SW 1 | C 0 | 0 | 0 | $10^1$ | — | |
| 23 | 58.2 | **56.8** | 57.5 | 19.2 | 22.0 | 20.4 | 22.7 | | 11.9 | 12.6 | 13.9 | 72 | 64 | 78 | C 0 | SW 2 | W 1 | $10^1$ | 0 | $10^1$ | — | |
| 24 | 58.4 | 57.5 | 58.1 | 19.0 | 22.4 | 20.2 | 23.0 | | 12.9 | 12.7 | 14.3 | 79 | 63 | 82 | C 0 | SW 1 | W 1 | $10^1$ | 0 | $10^1$ | — | |
| 25 | 60.0 | 58.5 | 58.5 | 18.6 | 22.2 | 20.0 | 23.0 | | 13.7 | 13.4 | 14.1 | 86 | 68 | 81 | C 0 | SW 1 | C 0 | $10^1$ | 0 | $10^1$ | — | |
| 26 | 59.7 | 57.9 | 57.7 | 19.4 | 23.4 | 21.4 | 24.2 | | 13.3 | 14.0 | 13.6 | 79 | 65 | 72 | C 0 | SW 1 | SW 1 | $10^1$ | 0 | $10^1$ | — | |
| 27 | 58.6 | 57.2 | 57.6 | 20.0 | 24.2 | 22.0 | **25.0** | | 12.9 | 14.8 | 14.8 | 74 | 66 | 76 | C 0 | C 0 | W 1 | $10^1$ | 0 | $10^1$ | — | |
| 28 | 58.9 | 59.4 | 59.3 | 20.4 | 23.4 | 21.6 | 24.1 | | 14.2 | 14.0 | 13.8 | 80 | 65 | 72 | C 0 | C 0 | W 1 | 7 | 0 | 0 | — | |
| 29 | 60.3 | 58.8 | 59.5 | 19.2 | 23.0 | 21.0 | 24.0 | | 13.1 | 14.2 | 13.5 | 79 | 68 | 74 | C 0 | SW 3 | SW 1 | $10^1$ | 0 | 0 | — | |
| 30 | 60.7 | 59.3 | 60 1 | 19.0 | 22.4 | 20.6 | 23.1 | | 12.3 | 13.5 | 13.5 | 75 | 67 | 74 | C 0 | SW 3 | SW 1 | $10^1$ | 7 | $10^1$ | — | |
| 31 | 61.4 | 60.6 | 60.1 | 19.8 | 23.2 | 21.0 | 24.0 | | 12.7 | 13.8 | 13.8 | 74 | 65 | 75 | C 0 | SW 1 | SW 1 | $10^1$ | 0 | $10^1$ | | |
| Pro. Mit. | 60.2 | 59.0 | 59.2 | 17.3 | 21.1 | 18.9 | 21.9 | | 12.0 | 12.3 | 13.5 | 81 | 66 | 84 | 0.3 | 1.3 | 0.8 | 9.5 | 2.2 | 7.0 | 0.0 | |

Barómetro reducido a 0°C y a gravedad normal.

Barometer reduciert auf 0°C und Normalsc

**TOFAGASTA** (H = 5 m) **DICIEMBRE 1912** φ = 23° 39′ S λ = 70° 25′ W $h_a$ = —

| Temp. a la sombra Temp im Freien C Tas. Min. | Velocidad del viento Windgeschwindigkeit m/minuto 7a | 2p | 9p | km 9p-7a | 7a-2p | 2p-9p | 7a-7a | k/1h | Nubes (clase y dirección) Wolken (Art und Richtung) 7a | 2p | 9p | Agua caída Niederschlag mm 7a | 2p | 9p | Evaporación Verdunstung mm 7a | 2p | 9p | 7a-7a |
|---|---|---|---|---|---|---|---|---|---|---|---|---|---|---|---|---|---|---|
| | | | | | | | | | cu | fr-str | fr-ni | — | — | — | 0.5 | 1.4 | 0.7 | **2.8** |
| | | | | | | | | | str | str | a-str | — | — | — | 0.3 | 1.2 | 0.8 | 2.4 |
| | | | | | | | | | cu-ni | str | a-cu | — | — | — | 0.4 | 0.9 | 0.9 | 2.4 |
| | | | | | | | | | str | cu-ni | fr-ni | — | — | — | 0.4 | 1.1 | 0.7 | 2.2 |
| | | | | | | | | | cu | str | fr-str | — | — | — | 0.3 | 1.2 | 0.9 | 2.1 |
| | | | | | | | | | fr-str | cu | a-cu | — | — | — | 0.2 | 1.0 | 0.8 | 2.3 |
| | | | | | | | | | str | fr-str | str | — | — | — | 0.4 | 1.3 | 0.9 | 2.2 |
| | | | | | | | | | cu-ni | str | str | — | — | — | 0.3 | 0.9 | 0.8 | 2.5 |
| | | | | | | | | | fr-str | cu-ni | a-str | — | — | — | 0.4 | 0.9 | 0.9 | 2.1 |
| | | | | | | | | | cu | fr-str | fr-str | — | — | — | 0.3 | 1.0 | 0.6 | 2.1 |
| | | | | | | | | | str | str | a-cu | — | — | — | 0.4 | 1.4 | 0.5 | 2.0 |
| | | | | | | | | | fr-str | a-str | a-str | — | — | — | 0.3 | 1.1 | 0.7 | 2.2 |
| | | | | | | | | | str | str | a-cu | — | — | — | 0.2 | 1.2 | 0.6 | 2.0 |
| | | | | | | | | | cu-ni | str | fr-ni | — | — | — | 0.3 | 0.9 | 0.8 | 2.1 |
| | | | | | | | | | cu | str-cu | a-str | — | — | — | 0.5 | 0.8 | 0.8 | 2.2 |
| | | | | | | | | | fr-str | fr-str | a-cu | — | — | — | 0.4 | 0.7 | 0.7 | 2.0 |
| | | | | | | | | | cu | str | str | — | — | — | 0.4 | 0.9 | 0.6 | **1.8** |
| | | | | | | | | | str | cu-ni | a-str | — | — | — | 0.3 | 0.8 | 0.7 | **1.8** |
| | | | | | | | | | cu-ni | str | a-cu | — | — | — | 0.4 | 1.3 | 0.8 | 1.9 |
| | | | | | | | | | fr-str | cu-ni | fr-ni | — | — | — | 0.3 | 1.0 | 0.7 | 2.4 |
| | | | | | | | | | str | str | a-str | — | — | — | 0.4 | 1.4 | 0.7 | 2.1 |
| | | | | | | | | | cu | str | fr-cu | — | — | — | 0.3 | 1.3 | 0.6 | 2.4 |
| | | | | | | | | | fr-str | str | a-cu | — | — | — | 0.4 | 1.2 | 0.7 | 2.3 |
| | | | | | | | | | str | str | a-str | — | — | — | 0.3 | 1.4 | 0.6 | 2.2 |
| | | | | | | | | | cu-ni | fr-str | a-cu | — | — | — | 0.4 | 1.2 | 0.7 | 2.4 |
| | | | | | | | | | fr-str | str | str | — | — | — | 0.3 | 1.1 | 0.8 | 2.2 |
| | | | | | | | | | | cu, fr-str | a-cu | — | — | — | 0.4 | 1.3 | 0.7 | 2.3 |
| | | | | | | | | | cu | str | fr-ni | — | — | — | 0.3 | 1.1 | 0.6 | 2.3 |
| | | | | | | | | | str | cu-ni | a-str | — | — | — | 0.4 | 1.3 | 0.7 | 2.1 |
| | | | | | | | | | cu | str | str | — | — | — | 0.4 | 1.3 | 0.7 | 2.4 |
| | | | | | | | | | str | str | a-cu | — | — | — | 0.4 | 1.2 | 0.7 | 2.4 |
| | | | | | | | | | | | | — | — | — | 11.0 | 34.8 | 22.4 | 68.6 |

**LDERA** (H = 30 m) **DICIEMBRE 1912** φ = 27° 03′ S λ = 70° 53′ W $h_a$ = 28 m

| | | | | | | | | | | | | | | | | | | |
|---|---|---|---|---|---|---|---|---|---|---|---|---|---|---|---|---|---|---|
| 0 | 60 | 90 | 27.5 | 18.5 | 31.8 | 67.5 | 2.8 | ni | | | — | — | — | | | | |
| 0 | 80 | 60 | 27.0 | 13.5 | 10.0 | **77.3** | **3.2** | ni | | | — | — | — | | | | |
| 40 | 80 | 40 | 7.5 | 8.0 | 7.2 | 31.0 | 1.3 | ni E | | ni SW | — | — | — | | | | |
| 0 | 100 | 40 | 8.0 | 23.2 | 18.0 | 23.2 | 1.0 | ni | | | — | — | — | | | | |
| 0 | 200 | 50 | 9.0 | 14.2 | 13.0 | 50.2 | 2.1 | ni | | | — | — | — | | | | |
| 60 | 80 | 40 | 22.0 | 17.5 | 12.0 | 49.2 | 2.0 | ni NW | ni NW | ni W | — | — | — | | | | |
| 90 | 138 | 40 | 22.2 | 24.8 | 13.3 | 51.7 | 2.2 | cu-ni NNW | ni SW | ni SW | — | — | — | | | | |
| 40 | 120 | 30 | 30.0 | 22.8 | 13.5 | 68.1 | 2.8 | ni W | | ni SW | — | — | — | | | | |
| 0 | 110 | 40 | 9.0 | 17.0 | 6.8 | 45.3 | 1.9 | ni | | ni SW | — | — | — | | | | |
| 60 | 120 | 40 | 9.0 | 16.0 | 6.5 | 32.8 | 1.4 | ni NNW | | | — | — | — | | | | |
| 0 | 60 | 30 | 5.0 | 8.0 | 9.2 | 27.5 | 1.1 | ni | | ni SW | — | — | — | | | | |
| 0 | 90 | 0 | 6.5 | 11.0 | 7.0 | 23.7 | 1.0 | ni | | | — | — | — | | | | |
| 0 | 80 | 30 | 5.2 | 6.0 | 4.2 | 23.2 | 1.0 | ni | ni S | ni S | — | — | — | | | | |
| 0 | 140 | 30 | 6.5 | 21.0 | 6.0 | 16.7 | 0.7 | ni | ni | ni W | 0.0 | 0.0 | — | | | | |
| 40 | 80 | 40 | 8.0 | 7.1 | 4.0 | 35.0 | 1.5 | ni NE | cu SW | cu-ni W | — | — | — | | | | |
| 80 | 90 | 40 | 7.5 | 10.0 | 3.0 | 18.6 | 0.8 | ni N | ni SW | ni SW | — | — | — | | | | |
| 120 | 0 | 0 | 13.2 | 4.0 | 1.8 | 26.2 | 1.1 | ni ENE | cu-ni | ni W | — | — | — | | | | |
| 0 | 40 | 30 | 2.5 | 5.4 | 4.5 | **8.3** | **0.3** | ni | | ni W | — | — | — | | | | |
| 0 | 88 | 30 | 4.0 | 10.0 | 3.0 | 13.9 | 0.6 | ni | | ni SW | — | — | — | | | | |
| 0 | 60 | 40 | 8.5 | 12.0 | 6.2 | 21.5 | 0.9 | ni | | ni | — | — | — | | | | |
| 0 | 30 | 40 | 10.0 | 5.2 | 9.8 | 28.2 | 1.2 | ni | | | — | — | — | | | | |
| 0 | 100 | 0 | 7.5 | 12.0 | 3.2 | 22.5 | 0.9 | | | ni | — | — | — | | | | |
| 0 | 120 | 30 | 2.2 | 14.5 | 4.0 | 17.4 | 0.7 | ni | | ni W | — | — | — | | | | |
| 0 | 40 | 30 | 5.2 | 6.0 | 5.6 | 23.7 | 1.0 | ni | | ni W | — | — | — | | | | |
| 0 | 60 | 0 | 8.0 | 7.0 | 4.8 | 19.6 | 0.8 | ni | | ni | — | — | — | | | | |
| 0 | 90 | 40 | 10.0 | 9.0 | 3.5 | 21.8 | 0.9 | ni | | ni SW | — | — | — | | | | |
| 0 | 0 | 30 | 4.2 | 3.0 | 2.0 | 16.7 | 0.7 | ni | | ni W | — | — | — | | | | |
| 0 | 0 | 40 | 6.2 | 4.0 | 6.1 | 11.2 | 0.5 | cu-ni | | | — | — | — | | | | |
| 0 | 280 | 80 | 3.5 | 30.0 | 12.2 | 13.6 | 0.6 | ni | | | — | — | — | | | | |
| 0 | **400** | 80 | 8.5 | 35.0 | 17.0 | 50.7 | 2.1 | ni | cu-ni SW | ni SW | — | — | — | | | | |
| 0 | 70 | 40 | 6.4 | 4.5 | 5.0 | 58.4 | 2.4 | ni | | ni SW | | | | | | | |
| 17 | 97 | 37 | 10.0 | 12.9 | 8.2 | 32.1 | 1.3 | | | | 0.0 | 0.0 | — | | | | |

as observaciones se efectuaron según hora oficial de Chile (75° de long.)

Alle Beobachtungen nach chilenischer Einheitszeit (75° Länge).

**ISLA DE PASCUA** (H=30 m) **DICIEMBRE 1912** φ = 27° 10′ S λ = 109° 26′ W $C_g$ =

| Dia / Tag | Barómetro Barometer 700 mm + | | | Temperatura del aire Lufttemperatur C° | | | | | Humedad absoluta Absolute Feuchtigkeit mm | | | Humedad relativa Relative Feuchtigkeit % | | | Dirección y fuerza del viento Richtung und Stärke des Windes 0—12 B | | | Nebulosidad Bewölkung 0—10 | | | Agua caída Niederschlag mm | Notas Bemerkungen |
|---|---|---|---|---|---|---|---|---|---|---|---|---|---|---|---|---|---|---|---|---|---|---|
| | 7a | 2p | 9p | 7a | 2p | 9p | Max. | Min. | 7a | 2p | 9p | 7a | 2p | 9p | 7a | 2p | 9p | 7a | 2p | 9p | 7a-7a | |
| 1 | 57.6 | 58.0 | 59.6 | 19.8 | 23.0 | 17.8 | 23.7 | 16.7 | 11.8 | 13.2 | 11.7 | 69 | 63 | 77 | SW 3 | SW 2 | SW 3 | 3 | 2 | 6 | 0.0 | ⊅⁰ |
| 2 | 60.2 | 60.2 | 61.7 | 18.8 | 23.2 | 18.7 | 23.5 | **16.2** | **11.5** | 12.2 | 12.9 | 71 | 58 | 80 | SSW 1 | SSW 4 | S 5 | 5 | 3 | 7 | — | ⊅¹ |
| 3 | 61.7 | 61.3 | 61.7 | 18.6 | 21.3 | 18.0 | 22.2 | 16.5 | 11.9 | 14.6 | 13.1 | 74 | 78 | 85 | S 2 | S 2 | S 4 | 9 | 9 | 3 | — | ●¹ ch 1p; ⊅¹; ⌒ 6p |
| 4 | 61.3 | *60.6* | 61.4 | 19.1 | *20.9* | 19.0 | 23.4 | 16.5 | 11.9 | *10.3* | 13.3 | 72 | **56** | 81 | SSE 3 | SE 5 | SE 3 | 3 | 4 | 9 | 0.5 | ●⁰ ch n; ⊅² |
| 5 | 61.2 | 60.4 | 61.0 | 18.9 | 22.8 | 19.5 | 23.7 | 16.5 | 14.6 | 16.3 | 15.2 | 90 | 79 | 90 | SE 3 | SE 4 | SE 3 | 8 | 6 | 3 | 3.7 | ●⁰ am, ●⁰ ch; ⊅² |
| 6 | 60.8 | *60.5* | 61.5 | 20.8 | *21.0* | 20.1 | 25.2 | 18.8 | 16.4 | *17.1* | 14.9 | 90 | *92* | 85 | ESE 3 | ESE 7 | E 2 | 3 | 7 | 4 | 0.3 | ●² ch 1p; ⊅² |
| 7 | 62.0 | 61.6 | 62.8 | 21.6 | 23.2 | 19.2 | 24.5 | 19.0 | 17.2 | 18.7 | 16.0 | 90 | 89 | 96 | E 1 | SE 2 | SE 2 | 8 | 7 | 2 | 1.0 | ●¹; ⊅² |
| 8 | 61.6 | 62.1 | 62.7 | 21.9 | *23.4* | 19.2 | 24.2 | 18.3 | 17.1 | 17.6 | 15.1 | 88 | 82 | 91 | SE 2 | SE 3 | SE 2 | 5 | 4 | 2 | 7.8 | ⊅² |
| 9 | 63.0 | 62.5 | 63.5 | 21.4 | 24.1 | 20.3 | 25.0 | 16.6 | 16.1 | 18.1 | 16.2 | 85 | 81 | 91 | SE 1 | SE 4 | SE 3 | 5 | 5 | 4 | — | ●¹ ch; ⊅² |
| 10 | **63.7** | *63.6* | **63.7** | 20.8 | *22.3* | 19.6 | 24.5 | 18.0 | 14.9 | *14.6* | 15.9 | 81 | *73* | 94 | SE 2 | SE 5 | SE 2 | 6 | 2 | 9 | 0.7 | ●² ch p; ⊅² |
| 11 | 62.9 | 62.5 | 62.7 | 20.8 | 23.8 | 19.6 | 24.2 | 16.5 | 16.1 | 18.9 | 15.6 | 88 | 86 | 92 | SE 1 | ESE 3 | SE 2 | 1 | 3 | 1 | 2.5 | ●¹ ch am; ⊅² |
| 12 | 62.2 | 62.0 | 62.1 | 21.4 | 22.1 | 19.1 | 24.7 | 17.5 | 15.2 | 16.2 | 15.7 | 80 | 82 | 95 | SE 2 | SSE 3 | SE 2 | 5 | 7 | 1 | — | ● ch p; ⊅² |
| 13 | 61.8 | 61.9 | 62.6 | 21.2 | 25.2 | 20.0 | 25.7 | 17.5 | 17.1 | 20.0 | 16.0 | 92 | 84 | 92 | S 1 | N 2 | N 2 | 1 | 3 | 1 | 1.2 | ⊅² |
| 14 | 62.0 | 61.4 | 61.6 | 22.8 | 25.0 | 21.7 | **26.5** | 19.5 | 17.6 | **20.2** | 17.8 | 85 | 86 | 93 | W 3 | W 4 | NW 3 | 7 | 3 | 3 | — | ●² ch; ⊅² |
| 15 | 60.6 | 60.1 | 60.3 | 22.4 | 23.0 | 21.6 | 25.2 | 19.6 | 18.1 | 18.8 | 18.0 | 90 | 90 | 94 | W 1 | W 2 | W 4 | 8 | 8 | 1 | 1.9 | ●² ch I; ⊅¹ |
| 16 | 59.1 | 58.5 | 58.9 | 22.6 | 24.0 | 19.6 | 24.2 | 18.9 | 18.7 | 19.7 | 16.4 | 92 | 89 | 96 | W 3 | W 2 | WSW 4 | 9 | 10 | 10 | 1.1 | ●¹ a interv; ⊅¹ |
| 17 | 57.6 | 56.1 | 55.7 | 20.8 | 21.7 | 21.7 | 25.8 | 17.7 | 16.9 | 18.6 | 18.2 | 92 | 97 | 94 | NNW 2 | W 3 | W 5 | 9 | 10 | 7 | 16.3 | ●⁰ I |
| 18 | 54.1 | 51.9 | **51.5** | 19.8 | 20.6 | 20.9 | 22.5 | 18.7 | 16.7 | 17.6 | 18.1 | 97 | 97 | **98** | NNW 5 | WNW 3 | NW 8 | 9 | 10 | 10 | 3.6 | ●² todo el día |
| 19 | 53.0 | 54.3 | 56.1 | 19.8 | 22.8 | 18.2 | 23.1 | 17.9 | 15.4 | 16.6 | 13.0 | 89 | 81 | 84 | S 2 | S 2 | S 2 | 9 | 7 | 5 | **54.5** | ●¹ am |
| 20 | 56.7 | 57.6 | 59.0 | 19.5 | 22.4 | 19.0 | 23.4 | 17.4 | 12 4 | 15.9 | 14.2 | 73 | 79 | 86 | S 3 | SSE 3 | SSE 5 | 2 | 3 | 4 | — | ⊅¹ |
| 21 | 57.8 | 59.3 | 60.0 | 18.7 | 22.1 | 19.0 | 22.9 | 16.8 | 12.8 | 15.9 | 14.0 | 79 | 80 | 86 | SSE 2 | SSE 3 | SSE 5 | 9 | 8 | 5 | — | ⊅⊅⁰ |
| 22 | 60.4 | 60.7 | 61.6 | 19.9 | 22.7 | 19.3 | 23.5 | 17.9 | 13.3 | 16.4 | 14.2 | 77 | 80 | 85 | SSE 5 | SE 5 | SE 6 | 9 | 6 | 5 | — | ⊅⊅⁰ |
| 23 | 61.8 | 61.3 | 62.0 | 20.6 | 23.7 | 19.6 | 23.9 | 17.8 | 14.4 | 16.2 | 15.8 | 80 | 74 | 93 | SE 3 | SE 4 | SE 5 | 4 | 6 | 7 | — | ● ch p; ⊅⁰ |
| 24 | 60.9 | 60.2 | 61.2 | 20.2 | 23.9 | 20.2 | 24.4 | 18.5 | 15.9 | 17.1 | 15.5 | 90 | 77 | 88 | SE 3 | ESE 6 | ESE 6 | 7 | 7 | 8 | 3.0 | ●² ch a interv; ⊅ |
| 25 | 60.8 | 60.7 | 61.7 | 20.1 | 23.4 | 20.1 | 24.5 | 18.5 | 15.4 | 17.3 | 16.7 | 88 | 81 | 96 | ESE 6 | ESE 6 | SE 3 | 7 | 3 | 2 | 1.4 | ⊅⁰; ⊅⊅ 10p15 |
| 26 | 62.4 | 62.3 | 62.9 | 21.9 | 25.1 | 20.0 | 25.1 | 18.2 | 17.1 | 18.6 | 16.3 | 88 | 79 | 94 | E 1 | WSW 2 | E 1 | 2 | 6 | 1 | — | ● ch p; ⊅² |
| 27 | *62.2* | 62.8 | 63.1 | 22.2 | 22.1 | 20.2 | 25.7 | 18.0 | 16.8 | 17.3 | 16.1 | 84 | 88 | 91 | E 1 | N 1 | N 1 | 4 | 6 | 0 | 0.7 | ● ch p; ⊅² |
| 28 | 63.0 | 63.1 | 62.7 | 21.6 | 25.4 | 20.2 | 25.8 | 18.0 | 17.2 | 19.0 | 16.7 | 90 | 79 | 95 | C 0 | NNW 3 | C 0 | 1 | 3 | 2 | 0.4 | ●¹; ⊅² |
| 29 | 61.9 | 61.0 | 61.1 | *21.8* | 21.6 | 19.8 | 25.8 | 18.0 | 17.3 | 18.7 | 16.6 | 89 | 97 | 96 | W 1 | W 1 | SW 2 | 7 | 8 | 9 | 5.8 | ● ch an, ●⁰ en el di |
| 30 | 59.3 | 58.2 | 58.7 | 21.6 | 23.0 | 19.8 | 23.5 | 18.5 | 16.0 | 17.5 | 14.8 | 83 | 84 | 86 | S 2 | SSE 3 | SSE 4 | 7 | 6 | 4 | 6.6 | ●¹ |
| 31 | 58.5 | 57.8 | 57.8 | 20.6 | 23.1 | 19.2 | 23.7 | 17.6 | 13.1 | 16.7 | 13.9 | 72 | 79 | 84 | SE 3 | SE 3 | E 1 | 2 | 4 | 8 | 6.4 | ⫼⁰; ⊅⁰ |
| Pro. Mit. | 60.4 | 60.1 | 60.7 | 20.7 | 23.0 | 19.7 | 24.3 | 17.8 | 15.4 | 17.0 | 15.4 | 84 | 81 | 90 | 2.3 | 3.3 | 3.2 | 5.6 | 5.7 | 4.6 | 119.4 | |

**COPIAPO** (H=370 m) **DICIEMBRE 1912** φ = 27° 22′ S λ = 70° 21′ W $C_g$ = –

| | | | | | | | | | | | | | | | | | | | | | | |
|---|---|---|---|---|---|---|---|---|---|---|---|---|---|---|---|---|---|---|---|---|---|---|
| 1 | 27.0 | 23.5 | *25.0* | 13.0 | 27.5 | *14.3* | | | 9.6 | 8.9 | *10.2* | 87 | 33 | 85 | C 0 | NW 4 | | 10 | 0 | | — | |
| 2 | 26.4 | 24.0 | 25.1 | 13.6 | 27.2 | 16.0 | | | 10.0 | 8.5 | 9.4 | 87 | 32 | 69 | C 0 | NW 2 | NW 3 | 9 | 1 | 0 | — | |
| 3 | 25.7 | 24.0 | 26.1 | 14.6 | 28.0 | 16.0 | | | 9.7 | **8.3** | 9.6 | 78 | 30 | 71 | NW 3 | NW 2 | NW 1 | 1 | 0 | 0 | — | |
| 4 | 27.9 | 25.6 | 27.4 | 14.6 | 25.6 | 16.0 | | | 9.9 | 9.2 | 9.6 | 81 | 38 | 71 | C 0 | NW 3 | NW 2 | 10 | 0 | 0 | — | |
| 5 | 28.1 | 26.4 | 26.6 | 14.5 | 24.2 | 15.5 | | | 9.7 | 9.4 | 9.4 | 80 | 42 | 71 | NW 1 | NW 3 | NW 1 | 10 | 0 | 0 | — | |
| 6 | 26.5 | 23.2 | 24.3 | 15.4 | 26.9 | 15.6 | | | 10.4 | 9.3 | 10.2 | 80 | 35 | 77 | C 0 | NW 2 | NW 2 | 0 | 0 | 0 | — | |
| 7 | 26.2 | 24.1 | 25.6 | 15.2 | 23.4 | 15.6 | | | 10.2 | 10.1 | 9.8 | 80 | 47 | 75 | C 0 | NW 3 | C 0 | 10 | 0 | 3 | — | |
| 8 | 26.8 | 25.4 | 27.1 | 15.0 | 24.2 | 15.5 | | | 10.2 | 9.7 | 9.9 | 81 | 44 | 76 | C 0 | NW 3 | NW 1 | 10 | 0 | 0 | — | |
| 9 | 28.7 | 27.2 | 27.9 | 15.5 | 25.6 | 15.8 | | | 10.2 | 8.9 | 10.5 | 78 | 37 | 79 | NW 1 | NW 3 | NW 1 | 10 | 0 | 0 | — | |
| 10 | **29.0** | 25.8 | 25.9 | 15.4 | 26.4 | 15.8 | | | 10.0 | 9.6 | 9.5 | 77 | 38 | 71 | C 0 | NW 1 | NW 2 | 10 | 3 | 0 | — | |
| 11 | 27.0 | 26.0 | 26.4 | 15.6 | 28.4 | 15.4 | | | 9.8 | 8.4 | 10.0 | 75 | 29 | 77 | NW 1 | NW 3 | NW 2 | 2 | 2 | 0 | — | |
| 12 | 28.5 | 26.1 | 27.6 | 14.6 | 27.9 | 16.0 | | | 10.2 | 9.0 | 9.9 | 83 | 32 | 73 | NW 2 | NW 3 | NW 2 | 9 | 0 | 0 | — | |
| 13 | 28.5 | 26.6 | 27.8 | 13.4 | 26.6 | 14.5 | | | 10.1 | 10.4 | 10.5 | **89** | 41 | 86 | NW 1 | NW 5 | NW 1 | 9 | 0 | 0 | — | |
| 14 | 27.4 | 24.9 | 27.1 | 14.0 | 26.8 | 15.0 | | | 10.0 | 10.3 | 9.9 | 85 | 40 | 78 | C 0 | NW 3 | C 0 | 10 | 0 | 0 | — | |
| 15 | *27.8* | *26.4* | *26.6* | | | | | | | | | | | | | | | | | | — | |
| 16 | 27.9 | 24.9 | *25.2* | 14.6 | 26.4 | | | | 10.2 | 9.9 | | 83 | 39 | | C 0 | NW 3 | | 10 | 1 | | — | |
| 17 | 27.0 | 25.3 | 27.0 | 16.4 | 26.4 | 16.8 | | | 10.4 | 9.9 | 10.8 | 75 | 39 | 76 | C 0 | NW 2 | NW 1 | 10 | 3 | 0 | — | |
| 18 | 28.7 | 25.5 | 27.8 | 17.2 | 27.6 | 17.5 | | | 11.1 | 10.6 | 11.2 | 76 | 38 | 75 | NW 1 | NW 2 | NW 2 | 10 | 1 | 0 | — | |
| 19 | 28.7 | 25.7 | *25.9* | 17.0 | 27.2 | | | | 10.9 | 10.7 | | 76 | 40 | | C 0 | NW 3 | | 10 | 0 | | — | |
| 20 | 26.7 | 22.6 | 24.6 | 17.8 | 28.2 | 17.6 | | | 11.3 | 11.0 | 11.7 | 74 | 39 | 78 | NW 2 | NW 3 | NW 2 | 2 | 0 | 0 | — | |
| 21 | 25.6 | 22.4 | 24.5 | 17.8 | 29.2 | 18.8 | | | 11.9 | 10.4 | 10.7 | 78 | 34 | 66 | C 0 | NW 2 | NW 1 | 9 | 0 | 0 | — | |
| 22 | 25.5 | 23.1 | 24.8 | 19.8 | 31.0 | 18.0 | | | 11.5 | 9.1 | 11.2 | 67 | **28** | 73 | C 0 | C 0 | C 0 | 0 | 0 | 0 | — | |
| 23 | 25.5 | **21.9** | 24.7 | 17.8 | 29.4 | 18.2 | | | 11.3 | 9.8 | 11.3 | 74 | 32 | 73 | C 0 | NW 3 | C 0 | 10 | 2 | 0 | — | |
| 24 | 25.6 | 22.9 | 25.4 | 16.8 | 29.4 | 18.8 | | | 11.3 | 10.6 | 11.8 | 79 | 35 | 73 | NW 1 | NW 4 | NW 1 | 10 | 3 | 0 | — | |
| 25 | 27.4 | 24.0 | 26.6 | 18.0 | 29.0 | 18.9 | | | 12.0 | 11.5 | **12.1** | 78 | 39 | 75 | C 0 | NW 3 | C 0 | 10 | 1 | 0 | — | |
| 26 | 27.5 | 23.2 | 24.7 | 18.4 | 30.0 | 19.0 | | | **12.1** | 10.9 | 11.7 | 77 | 35 | 72 | C 0 | NW 2 | NW 1 | 10 | 0 | 4 | — | |
| 27 | 25.5 | 22.1 | 25.7 | 17.6 | 29.0 | 20.0 | | | 11.1 | 10.5 | 12.0 | 74 | 35 | 69 | NW 1 | NW 3 | C 0 | 2 | 0 | 4 | — | |
| 28 | 26.5 | 25.5 | 27.3 | 19.8 | 29.2 | 19.0 | | | **12.1** | 10.6 | 10.8 | 70 | 35 | 66 | NW 1 | NW 2 | NW 2 | 4 | 0 | 0 | — | |
| 29 | 27.9 | 25.1 | 27.6 | 18.3 | 29.8 | 18.0 | | | 11.5 | 10.4 | 10.3 | 74 | 33 | 67 | C 0 | NW 2 | C 0 | 9 | 0 | 0 | — | |
| 30 | 28.0 | 25.8 | *25.6* | 17.8 | 28.2 | | | | 11.0 | 11.4 | | 72 | 40 | | SE 1 | NW 2 | | 2 | 0 | | — | |
| 31 | 28.6 | 26.8 | 29.5 | 17.5 | 29.3 | 18.0 | | | 12.0 | 10.7 | 11.4 | 81 | 35 | 75 | C 0 | NW 2 | NW 1 | 10 | 1 | | — | |
| Pro. Mit. | 27.2 | 24.7 | 26.2 | 16.2 | 27.6 | 16.9 | | | 10.7 | 9.9 | 10.6 | 78 | 36 | 74 | 0.5 | 2.6 | 1.1 | 7.6 | 0.6 | 0.4 | — | |

Barómetro reducido a 0°C y a gravedad normal.

Barometer reduciert auf 0°C und Normals

## A DE PASCUA (H = 30 m) — DICIEMBRE 1912 — φ = 27° 10′ S — λ = 109° 26′ W — $h_a$ = 2.8 m

| mp. a la Temp. Temp. Freien | Velocidad del viento Windgeschwindigkeit m/minuto | | | km | | | | | Nubes (clase y dirección) Wolken (Art und Richtung) | | | Agua caída Niederschlag mm | | | Evaporación Verdunstung mm | | | |
|---|---|---|---|---|---|---|---|---|---|---|---|---|---|---|---|---|---|---|
| x. Min. | 7a | 2p | 9p | 9p-7a | 7a-2p | 2p-9p | 7a-7a | k/1h | 7a | 2p | 9p | 7a | 2p | 9p | 7a | 2p | 9p | 7a-7a |
| 1 11.9 | 160 | 84 | | 25.4 | 47.2 | 28.7 | 100.2 | 4.2 | cu, fr cu SW | cu, fr-cu SW | cu SW | — | — | — | 0.6 | 1.4 | 1.1 | 1.9 |
| 5 12.0 | 55 | 182 | | 33.6 | 50.6 | 49.7 | 109.5 | 4.6 | cu, fr-cu S | cu fr-cu S | cu, fr-cu S | — | — | — | 1.0 | 1.5 | 1.5 | 3.5 |
| 3 13.6 | 100 | 117 | | 45.8 | 54.7 | 53.7 | 146.1 | 6.1 | cu, fr-cu SSE | cu-ni SSE, a-str | cu SSE | — | 0.5 | — | 1.0 | 1.2 | 1.0 | 4.0 |
| 2 13.1 | 132 | | | 54.0 | *71.9* | *44.0* | 162.4 | 6.8 | cu SSE, ci | fr-cu SE | cu-ni | — | — | — | 0.9 | *1.7* | *1.0* | 3.1 |
| 8 13.6 | 151 | 187 | | 54.3 | 81.6 | 55.7 | 170.2 | 7.1 | cu-ni SE, a-cu | cu, fr-ni E, a-cu | cu E | 3.7 | — | 0.3 | 0.4 | 1.1 | 0.9 | 3.1 |
| 0 15.5 | 160 | | | 58.5 | *68.6* | *55.0* | 195.8 | 8.2 | cu, fr-cu E [ci-cu ci | cu, cu-ni E, a-cu, (2) | cu NE | — | 0.9 | 0.1 | 0.6 | *1.1* | *0.6* | 2.6 |
| 8 15.6 | 80 | 117 | | 16.9 | 46.7 | 36.2 | 140.5 | 5.9 | cu, cu-ni NE, a-cu, | cu, cu-ni NE, a- (3) | cu | — | 7.8 | — | 0.3 | 0.6 | 0.4 | 2.0 |
| 6 14.7 | 114 | 170 | | 5.5 | 45.9 | 36.7 | 88.4 | 3.7 | cu, fr-cu E, a-cu | cu, fr-cu E [cu, ci | cu | — | — | — | 0.2 | 1.0 | 0.8 | 1.2 |
| 0 12.4 | 67 | 206 | | 5.7 | 46.9 | 49.4 | 88.3 | 3.7 | cu, fr-cu SE, ci | cu-ca, cu-ni E, a- | cu-ni E | — | — | 0.7 | 0.3 | 1.1 | 0.7 | 2.1 |
| 8 14.7 | 100 | | | 39.9 | *66.7* | *33.0* | 136.2 | 5 7 | cu, fr-cu E, ci-cu, ci | cu, fr-cu E, cu-ni E | | — | — | 1.6 | 0.5 | 1.4 | 0.9 | 2.3 |
| 8 12.6 | 67 | 170 | | 39.9 | 65.1 | 51.4 | 139.6 | 5.8 | fr-cu E [ci-cu | cu, fr-cu E | fr-cu E | 0.9 | — | — | 0.3 | 1.2 | 1.0 | 2.6 |
| 3 13.4 | 124 | 142 | | 21.2 | 57.9 | 13.3 | 137.7 | 5.7 | cu, cu-ni E, a-cu, | cu, cu-ni NE, a-cu, | cu | — | — | 1.2 | 0.5 | 1.2 | 0.4 | 2.7 |
| 4 13.6 | 26 | 124 | | 16.3 | 64.4 | 42.8 | 87.5 | 3.6 | fr-cu N, ci | cu, fr-cu N, ci [ci | fr-cu | — | — | — | 0.2 | 1.6 | 1.1 | 1.8 |
| 7 15.3 | 142 | 80 | | 28.2 | 103.1 | 32.2 | 135.4 | 5.6 | cu, cu-ni W, a-cu, ci | cu, fr-cu, cu-ni NW | cu, fr-cu NW | — | 1.9 | — | 0.4 | 1.2 | 0.7 | 3.1 |
| 0 17.1 | 84 | 117 | | 44.9 | 75.6 | 53.5 | 180.2 | 7.5 | cu-ni W, a-cu, ci-cu | cu-ni W, a-cu, ci- (4) | cu | — | 1.1 | — | 0 4 | 0.9 | 0.5 | 2.3 |
| 3 16.5 | 187 | 132 | | 83.3 | 80.1 | 22.6 | 212.4 | 8.8 | cu-ni, fr-ni, a-str W | cu-ni, ni, a-str W | ni | — | 0.7 | 11.4 | 0.5 | 0.5 | 0.2 | 1.9 |
| 2 15.1 | 124 | 179 | | 70.7 | 82.1 | 58.6 | 173.4 | 7.2 | cu-ni, fr-ni, a-cu W | cu-ni W, a-str | a-cu W, ci-cu, ci | 4.2 | 0.7 | — | 0.2 | 1.0 | 0.4 | **0.9** |
| 3 16.4 | 175 | 294 | | 108.6 | 108.1 | 96.5 | 249.3 | 10.4 | cu-ni, ni W | ni WNW | ni | 2.9 | 9.5 | 20.1 | 0.5 | 0.4 | *0.3* | 1.9 |
| 4 13.9 | 117 | 124 | | 52.7 | 46.9 | 35.1 | 257.3 | 10.7 | cu-ni, fr-ni, a-cu, | fr-cu S, ci-str, ci | fr-cu S, ci | 24.9 | — | — | *0.2* | 1.0 | 1.0 | **0.9** |
| 0 13.0 | 151 | 160 | | 59.3 | 77.1 | 55.3 | 141.3 | 5.9 | fr-cu S [ci-cu, ci S | fr-cu SE, ci | cu, fr-cu SE | — | — | — | 1.4 | 0.9 | 1.2 | 3.4 |
| 2 12.9 | 100 | 187 | | 74.5 | 74.4 | 63.6 | 206.9 | 8.6 | cu, cu-ni SE, a-cu | cu, cu-ni SE, a-cu, | cu, fr-cu SE | — | — | — | 1.1 | 2.2 | 1.3 | 3.2 |
| 2 14.0 | 240 | 232 | | 100.8 | 93.3 | 88.7 | 238.8 | 10.0 | cu, cu-ni, fr-ni, (1) | cu SE, ci [ci | cu, a-cu E | — | — | — | 1.6 | 2.1 | 1.7 | **5.1** |
| 3 14.1 | 151 | 187 | | 90.2 | 75.0 | 69.5 | 272.2 | 11.3 | cu-ni SE, a-cu | cu SE, a-cu [cu E | cu-ni SE, a-cu | — | — | 0.1 | 1.3 | 1.3 | 1.2 | **5.1** |
| 0 15.5 | 187 | 235 | | 106.8 | 103.9 | 78.3 | 251.3 | 10.5 | cu-ni, ni, a-cu SE | cu, cu-ni, fr-ni, a- | cu-ni, fr-ni, a-cu E | 2.9 | 0.7 | 0.7 | 0.5 | 0.8 | 0.7 | 3.0 |
| 1 16.4 | 235 | 235 | | 104.6 | 94.5 | 54.6 | **286.8** | **12.0** | cu-ni, fr-ni, a-cu E | cu, fr-ni, a-cu E | cu E | — | — | — | 0.5 | 1.4 | 0.7 | 2.0 |
| 2 14.6 | 67 | 109 | | 23.2 | 25.2 | 12.8 | 172.3 | 7.2 | cu E | cu, cu-ni, fr-ni, (5) | cu | — | — | 0.7 | 1.0 | 0.6 | 0.9 | 3.1 |
| 8 13.9 | 50 | 26 | | 6.7 | 32.1 | 25.2 | 44.7 | 1.9 | cu, fr-ni, a-cu, ci E | cu-ni, ni, a-cu E | | — | — | 0.4 | 1.0 | 0.7 | 0.4 | 2.5 |
| 7 14.0 | 0 | 84 | | 2.6 | 27.6 | 14.0 | 59.9 | 2.5 | cu [cu E | cu, cu-ni, a-cu E | cu E | — | 5.1 | 0.1 | 0.2 | 0.6 | 0.4 | 1.3 |
| 3 15.0 | 13 | 32 | | 1.5 | 35.8 | 15.6 | **48.1** | **1.8** | cu, cu-ni, fr-ni, a- | cu-ni, ni, a-cu W | cu-ni, ni W | 0.6 | 4.5 | 2.0 | 0.2 | 0.8 | 0.2 | 1.2 |
| 1 15.1 | 117 | 170 | | 15.5 | 49.7 | 56.9 | 66.9 | 2.8 | cu-ni, fr-ni, a-cu, | cu-ni, fr-ni SSE, ci | cu-ni | 0.1 | 5.9 | 0.5 | 0.4 | 0.8 | 0.9 | 1.4 |
| 4 13.1 | 124 | 129 | | 56.9 | 56.3 | 30.9 | 163.5 | 6.8 | cu SE, ci [ci-cu S | cu, fr-cu, a-cu SE | cu W, ci | — | 0.0 | 0.1 | 1.3 | 0.8 | 0.9 | 3.0 |
| 0 14.3 | 116 | 150 | | 46.7 | 64.8 | 45.6 | 156.7 | 6.5 | | | | 40.2 | 39.3 | 40.0 | 19.5 | 34.1 | 25.0 | 78.2 |

## PIAPO (H = 370 m) — DICIEMBRE 1912 — φ = 27° 22′ S — λ = 70° 21′ W — $h_a$ = 11 7 m

| | | | | | | | | | | | | | | | | | | |
|---|---|---|---|---|---|---|---|---|---|---|---|---|---|---|---|---|---|---|
| 0 | 235 | | 42.1 | 40.8 | | 136.5 | 5.7 | str | | | — | — | — | | | | |
| 0 | 95 | 130 | | 59.2 | 48.6 | | | str E | ci | | — | — | — | | | | |
| 135 | 65 | 20 | 63.6 | 18.5 | 16.3 | **171.4** | **7.1** | str SE | | | — | — | — | | | | |
| 0 | 160 | 90 | 8.7 | 16.6 | 49.6 | **43.5** | **1.8** | str | | | — | — | — | | | | |
| 40 | 125 | 40 | 12.8 | 43.9 | 34.7 | 79.0 | 3.3 | str | | | — | — | — | | | | |
| 25 | 115 | 65 | 14.9 | 52.1 | 53.8 | 93.5 | 3.9 | | | | — | — | — | | | | |
| 0 | 150 | 25 | 11.0 | 85.9 | 51.6 | 116.9 | 4.9 | str | | str | — | — | — | | | | |
| 25 | 170 | 40 | 7.4 | 35.1 | 13.8 | 144.9 | 6.0 | str | | | — | — | — | | | | |
| 30 | 170 | 40 | 8.4 | 81.5 | 50.2 | 57.3 | 2.4 | str | | | — | — | — | | | | |
| 0 | 45 | 65 | 12.1 | 28.7 | 41.3 | 143.8 | 6.0 | str | ci SE | | — | — | — | | | | |
| 30 | 150 | 70 | 12.6 | 53.6 | 59.5 | 82.6 | 3.4 | str | ci-str | | — | — | — | | | | |
| 65 | 145 | 70 | 9.4 | 46.5 | 45.0 | 122.5 | 5.1 | str | | | — | — | — | | | | |
| 50 | **595** | 45 | 22.8 | 48.9 | 62.8 | 114.3 | 4.8 | str | | | — | — | — | | | | |
| 20 | 150 | 10 | 10.4 | 50.4 | 48.7 | 122.1 | 5.1 | str | | | — | — | — | | | | |
| | | | | | | | | | | | — | — | — | | | | |
| 0 | 125 | | | 46.3 | | | | str | ci SE | | — | — | — | | | | |
| 25 | 80 | 30 | | 38.6 | 12.1 | | | str | ni SE | | — | — | — | | | | |
| 45 | 85 | 85 | 5.0 | 42.1 | 45.6 | 55.7 | 2.3 | str | ni | | — | — | — | | | | |
| 10 | 160 | | 10.0 | 34.9 | | 97.7 | 4.1 | str | | | — | — | — | | | | |
| 80 | 125 | 90 | | 55.3 | 92.2 | | | str SE | | | — | — | — | | | | |
| 10 | 120 | 30 | *2.3* | *7.2* | 54.4 | 149.8 | 6.2 | str SE | | | — | — | — | | | | |
| 15 | 15 | 0 | 15.7 | 45.8 | 50.0 | 77.3 | 3.2 | | | | — | — | — | | | | |
| 10 | 125 | 25 | 11.2 | 34.6 | 46.6 | 107.0 | 4.5 | str | ci SE | | — | — | — | | | | |
| 30 | 215 | 35 | 17.0 | 37.3 | 106.9 | 98.2 | 4.1 | str | ni SE | | — | — | — | | | | |
| 20 | 130 | 25 | 11.8 | 38.3 | 51.4 | 156.0 | 6.5 | str | ni S | | — | — | — | | | | |
| 0 | 90 | 50 | 9.6 | 33.6 | 54.8 | 99.3 | 4.1 | str | | ni | — | — | — | | | | |
| 50 | 175 | 20 | 11.6 | 41.5 | 14.8 | 100.0 | 4.2 | ni | | ni | — | — | — | | | | |
| 30 | 80 | 80 | 10.1 | 90.0 | 15.0 | 66.4 | 2.8 | ni SE | | | — | — | — | | | | |
| 20 | 80 | 20 | 12.1 | 47.3 | 89.5 | 117.1 | 4.9 | str | | | — | — | — | | | | |
| 45 | 110 | | 14.0 | 45.8 | | 150.8 | 6.3 | str NW | | | — | — | — | | | | |
| 15 | 80 | 40 | | 23.3 | 5.6 | | | str | ci S | | — | — | — | | | | |
| 27 | 140 | 48 | 14.7 | 44.1 | 46.7 | 108.1 | 4.5 | | | | — | — | — | | | | |

s observaciones se efectuaron según hora oficial de Chile (75° de long.)
a se observó según la hora local.
u, ci-cu SE. (2) ci-cu. (3) cu, ci-cu, ci. (4) str. (5) a-cu E.

Alle Beobachtungen nach chilenischer Einheitszeit (75° Länge).
Auf der Osterinsel Beobachtungen nach Ortszeit.

**COQUIMBO** (H=25 m) **DICIEMBRE 1912** φ = 29° 56′ S λ = 71° 21′ W $C_g$ = -

| Día Tag | Barómetro Barometer 700 mm+ 7a | 2p | 9p | Temperatura del aire Lufttemperatur C° 7a | 2p | 9p | Max. | Min. | Humedad absoluta Absolute Feuchtigkeit mm 7a | 2p | 9p | Humedad relativa Relative Feuchtigkeit % 7a | 2p | 9p | Dirección y fuerza del viento Richtung und Stärke des Windes 0—12 B 7a | 2p | 9p | Nebulosidad Bewölkung 0—10 7a | 2p | 9p | Agua caída Niederschlag mm 7a - 7a | Notas Bemerkungen |
|---|---|---|---|---|---|---|---|---|---|---|---|---|---|---|---|---|---|---|---|---|---|---|
| 1 | 59.1 | 57.4 | 58.0 | 15.0 | 17.8 | 15.0 | 18.6 | 13.5 | 11.0 | 9.9 | 10.6 | 99 | 65 | 84 | C 0 | SW 1 | SW 2 | $10^2$ | $6^2$ | $1^1$ | — | |
| 2 | 58.5 | 57.7 | 57.5 | 14.6 | 18.0 | 16.2 | 18.4 | 13.1 | 10.2 | 10.2 | 9.6 | 83 | 66 | 70 | NE 1 | SW 1 | SW 2 | $10^2$ | $3^1$ | 0 | — | |
| 3 | 57.8 | 58.2 | 58.3 | 15.6 | 18.6 | 15.2 | 19.2 | 13.1 | 10.8 | 10.8 | 10.9 | 82 | 68 | 85 | C 0 | SW 1 | SW 2 | $10^2$ | 0 | $4^1$ | — | |
| 4 | 59.5 | 59.5 | 59.8 | 15.2 | 19.8 | 15.6 | 19.8 | 14.3 | 10.1 | 10.8 | 10.2 | 79 | 62 | 77 | C 0 | SW 1 | SW 2 | $10^2$ | $4^1$ | $5^2$ | — | |
| 5 | 60.2 | 60.0 | 58.9 | 16.3 | 18.0 | 15.6 | 18.7 | 14.3 | **9.3** | 9.9 | 9.4 | 67 | 64 | 71 | WSW 1 | SW 2 | SW 2 | $10^2$ | $4^1$ | 0 | — | |
| 6 | 57.7 | 56.9 | 56.7 | 14.1 | 18.5 | 15.2 | 18.9 | 12.4 | 10.2 | 11.1 | 11.2 | 86 | 79 | 87 | C 0 | SW 2 | SW 1 | $9^1$ | $3^1$ | 0 | — | |
| 7 | 57.9 | 58.3 | 57.6 | 15.1 | 17.8 | 15.2 | 18.1 | 14.1 | 10.3 | 10.6 | 12.9 | 81 | 69 | **00** | NW 2 | NW 2 | SW 2 | $10^2$ | $5^1$ | 0 | — | |
| 8 | 58.6 | 58.7 | 58.9 | 15.3 | 18.8 | 15.2 | 19.1 | 13.3 | 9.6 | 10.0 | 11.2 | 74 | 61 | 87 | C 0 | SW 1 | SW 2 | $10^2$ | $4^1$ | 0 | — | $\triangle^1$ am |
| 9 | 60.7 | 60.7 | 59.9 | 15.1 | 17.4 | 15.2 | 18.9 | 13.3 | 10.8 | 9.8 | 10.8 | 85 | 67 | 84 | C 0 | SW 2 | SW 1 | $10^2$ | $7^1$ | 0 | — | $\triangle^1$ am |
| 10 | 61.3 | 59.3 | 58 3 | 14.8 | 18.5 | 15.6 | 18.8 | **12.3** | 10.6 | 10.0 | 10.3 | 85 | 63 | 78 | NW 1 | SW 2 | SW 1 | $10^2$ | 0 | 0 | — | |
| 11 | 58.4 | 58.3 | 59.2 | 15.1 | 18.4 | 16.0 | 19.0 | 13.2 | 10.7 | 10.3 | 11.2 | 84 | 65 | 83 | NW 1 | SW 2 | SW 1 | $3^1$ | 0 | 0 | — | $\triangle^0$ am; $\infty^1$ hor |
| 12 | 60.2 | 59.9 | 59.8 | 15.6 | 18.8 | 14.9 | 19.0 | 13.0 | 9.8 | 9.8 | 10.4 | 75 | **60** | 83 | E 1 | SW 1 | SW 1 | $10^2$ | $2^2$ | 0 | — | $\triangle^0$ am; $\infty^1$ hor |
| 13 | 59.9 | 60.2 | 60.3 | 15.6 | 18.3 | 15.2 | 18.7 | 13.5 | 10.4 | 10.8 | 10.9 | 79 | 69 | 85 | N 1 | SW 2 | SW 2 | $10^2$ | 0 | 0 | — | $\triangle$ am |
| 14 | 59.6 | 58.9 | 58.9 | 14.8 | 18.4 | 15.4 | 19.2 | 13.2 | 10.1 | 10.6 | 10.5 | 81 | 67 | 81 | NE 1 | SW 2 | SW 1 | $10^1$ | $3^1$ | $10^2$ | — | $\infty^1$ hor |
| 15 | 59.9 | 59.2 | 59.3 | 15.6 | 18.2 | 15.8 | 18.4 | 13.5 | 10.2 | 10.9 | 11.5 | 77 | 70 | 86 | NE 1 | SW 2 | SW 1 | $10^2$ | $7^1$ | 0 | — | |
| 16 | 58.4 | 58.4 | 57.8 | 15.5 | 18.4 | 15.8 | 18.7 | 14.0 | 10.7 | 11.8 | 11.6 | 82 | 75 | 87 | NE 1 | NW 2 | SW 1 | $10^2$ | $3^1$ | $10^2$ | — | $\equiv^0$ II-n |
| 17 | 59.1 | 58.7 | 58.9 | 16.1 | 19.4 | 17.2 | 19.9 | 14.4 | 12.0 | 11.8 | 11.1 | 88 | 70 | 76 | NW 2 | SW 2 | SW 2 | $10^2$ | $3^1$ | $5^0$ | 0.0 | $\equiv^0$ am |
| 18 | 60.5 | 60.0 | 59.1 | 15.8 | 20.5 | 17.0 | 20.6 | 15.0 | 11.6 | 12.1 | 12.2 | 87 | 68 | 85 | C 0 | SW 1 | SW 2 | $10^2$ | $5^2$ | 0 | — | |
| 19 | 60.9 | 59.8 | 58.7 | 16.8 | 20.4 | 17.0 | 20.4 | 14.6 | 11.7 | 12.0 | 11.9 | 82 | 67 | 83 | W 1 | SW 1 | SW 2 | $10^2$ | $4^2$ | $10^2$ | — | |
| 20 | 58.6 | 56.4 | 56.2 | 16.8 | 19.4 | 16.3 | 19.9 | 15.6 | 11.5 | 12.5 | 11.6 | 80 | 74 | 84 | ESE 1 | SW 1 | SW 2 | $10^2$ | $3^1$ | $9^1$ | — | |
| 21 | 57.9 | 57.8 | **56.0** | 16.0 | 21.0 | 17.2 | 21.1 | 14.4 | 9.9 | 12.0 | 12.2 | 73 | 65 | 84 | NW 1 | SW 1 | SW 1 | $10^2$ | $8^2$ | $10^2$ | 0.0 | $\equiv^0$ am |
| 22 | 57.9 | 56.8 | 56.3 | 17.2 | 21.4 | 17.4 | **21.5** | 15.8 | 11.4 | 11.5 | 11.4 | 78 | 61 | 77 | W 1 | SW 1 | SW 2 | $10^2$ | $1^0$ | $2^1$ | — | |
| 23 | 58.5 | 57.3 | 60.4 | 17.3 | 20.2 | 17.8 | 20.7 | 16.0 | 11.6 | 12.2 | 12.4 | 79 | 69 | 82 | NE 1 | SW 1 | SW 3 | $10^2$ | $2^0$ | 0 | — | |
| 24 | 57.4 | 56.8 | 56.2 | 17.0 | 20.9 | 17.3 | 21.0 | 15.8 | 12.1 | 12.3 | 12.4 | 84 | 67 | 85 | N 1 | SW 1 | SW 1 | $10^1$ | $3^1$ | 0 | — | |
| 25 | 60.6 | 58.3 | 57.8 | 16.2 | 19.4 | 16.4 | 21.0 | 15.0 | 11.5 | 10.9 | 11.8 | 84 | 64 | 85 | NW 2 | SW 2 | SW 2 | $10^2$ | $3^1$ | $4^0$ | — | $\triangle$ n; $\infty^1$ hor |
| 26 | 59.4 | 57.6 | 56.7 | 16.2 | 19.8 | 16.5 | 20.0 | 15.3 | 11.1 | 11.8 | 11.5 | 81 | 69 | 82 | C 0 | SW 1 | SW 1 | $10^0$ | $4^0$ | $2^1$ | — | $\triangle$ n; $\infty^1$ hor |
| 27 | 57.3 | 56.9 | 56.7 | 16.4 | 19.2 | 17.1 | 20.0 | 16.4 | 11.7 | 11.1 | 12.3 | 84 | 67 | 85 | NW 2 | SW 2 | SW 1 | $10^2$ | $9^2$ | $4^1$ | — | ●$^1$ gt 6p30-7p; ↖ lej |
| 28 | 58.6 | 59.8 | 59.6 | 16.4 | 20.8 | 17.8 | **21.5** | 15.2 | 11.8 | **13.0** | 11.3 | 85 | 72 | 74 | E 1 | SW 1 | SW 2 | $10^2$ | $10^2$ | $10^2$ | **0.6** | $\equiv^0$ am [5p5 |
| 29 | 60.2 | 57.1 | 59.2 | 17.2 | 20.4 | 17.8 | 20.6 | 16.5 | 12.4 | 11.4 | 11.6 | 85 | 64 | 76 | SW 1 | SW 3 | SW 2 | $10^2$ | 0 | 0 | — | |
| 30 | 59.6 | 59.0 | 58.2 | 17.5 | 19.7 | 17.0 | 20.7 | 15.6 | 10.6 | 12.6 | 11.8 | 71 | 74 | 82 | NE 1 | SW 2 | SW 2 | 0 | $1^0$ | $3^1$ | — | $\triangle^1$ am |
| 31 | 60.0 | 60.7 | **61.6** | 18.4 | 20.2 | 17.4 | 20.2 | 16.0 | 10.1 | 11.0 | 11.1 | 63 | 62 | 75 | NE 1 | SW 1 | SW 2 | $10^2$ | $2^2$ | $10^2$ | — | |
| Pro. Mit. | 59.2 | 58.5 | 58.4 | 16.0 | 19.2 | 16.3 | 19.7 | 14.4 | 10.8 | 11.1 | 11.3 | 81 | 67 | 82 | 0.9 | 1.5 | 1.6 | 9.4 | 3.5 | 3.2 | 0.6 | |

**OVALLE** (H = 217 m) **DICIEMBRE 1912** φ = 30° 36′ S λ = 71° 12′ W $C_g$ = -

| | | | | | | | | | | | | | | | | | | | | | | |
|---|---|---|---|---|---|---|---|---|---|---|---|---|---|---|---|---|---|---|---|---|---|---|
| 1 | 42.0 | 39.8 | 43.5 | 13.9 | 23.6 | 12.4 | 24.3 | 10.6 | 6.8 | 14.8 | 5.1 | 57 | 68 | 47 | | | | 0 | 0 | 0 | — | |
| 2 | 40.4 | 40.3 | 41.0 | 15.6 | 22.8 | 13.5 | 24.2 | 11.3 | 6.2 | 13.8 | 6.2 | 47 | 67 | 54 | | | | 0 | 0 | 0 | — | |
| 3 | 40.2 | 39.8 | 42.7 | 15.4 | 25.2 | 12.6 | 26.3 | 11.4 | 6.3 | 15.4 | 6.5 | 48 | 65 | 59 | | | | 0 | 0 | 0 | — | |
| 4 | 42.3 | 40.5 | 42.5 | 14.3 | 21.9 | 11.6 | 23.4 | 10.3 | 6.3 | 11.3 | 5.1 | 51 | 58 | 50 | | | | 10 | 0 | 0 | — | |
| 5 | 43.2 | 40.4 | 41.7 | 16.8 | 23.5 | 11.7 | 24.8 | 10.3 | 7.3 | 14.0 | 6.5 | 51 | 65 | 63 | | | | 0 | 0 | 0 | — | |
| 6 | 44.0 | 40.4 | 42.8 | 18.1 | 26.3 | 13.6 | 27.2 | 11.4 | 6.8 | 14.9 | 7.1 | 44 | 58 | 61 | | | | 0 | 0 | 0 | — | |
| 7 | **44.2** | 40.0 | 43.2 | 13.8 | 24.6 | 13.3 | 26.8 | 12.5 | 6.8 | 13.1 | 7.0 | 58 | 57 | 61 | | | | 10 | 0 | 0 | — | |
| 8 | 43.1 | 40.9 | 42.5 | 14.4 | 23.4 | 10.8 | 24.1 | 9.7 | 6.8 | 13.6 | 5.5 | 55 | 63 | 57 | | | | 0 | 0 | 0 | — | |
| 9 | 43.3 | 40.3 | 42.4 | 16.2 | 23.2 | 11.5 | 24.3 | 9.6 | 7.0 | 14.1 | 6.7 | 51 | 67 | 66 | | | | 10 | 0 | 0 | — | |
| 10 | 43.9 | 40.7 | 42.4 | 15.8 | 24.2 | 9.5 | 25.7 | **7.8** | 8.1 | 14.5 | **4.5** | 61 | 65 | **90** | | | | 0 | 0 | 0 | — | |
| 11 | 43.4 | 41.5 | 43.6 | 17.6 | 25.3 | 10.4 | 26.7 | 9.6 | 8.3 | 13.5 | 7.0 | 55 | 56 | 75 | | | | 0 | 0 | 0 | — | |
| 12 | 42.5 | 41.5 | 42.1 | 16.2 | 24.5 | 11.3 | 26.3 | 9.5 | 6.8 | 13.2 | 6.8 | 49 | 58 | 68 | | | | 0 | 0 | 0 | — | |
| 13 | 42.0 | 40.3 | 43.2 | 16.8 | 24.6 | 11.6 | 25.8 | 10.7 | 6.6 | 17.2 | 6.5 | 46 | 75 | 64 | | | | 0 | 0 | 0 | — | |
| 14 | 42.0 | 40.5 | 43.0 | 15.4 | 25.4 | 12.9 | 26.2 | 11.3 | 7.4 | 14.1 | 8.1 | 56 | 58 | 73 | | | | 0 | 0 | 0 | — | |
| 15 | 42.4 | 38.5 | 41.2 | 16.3 | 25.1 | 13.4 | 26.3 | 10.2 | 8.2 | 14.5 | 9.0 | 59 | 61 | 78 | | | | 0 | 0 | 0 | — | |
| 16 | 40.3 | 39.8 | 41.5 | 20.1 | 25.3 | 19.3 | 26.5 | 15.2 | 11.9 | **18.4** | 12.9 | 68 | 77 | 77 | | | | 0 | 0 | 0 | — | |
| 17 | 41.5 | 40.1 | 42.4 | 16.3 | 24.3 | 14.1 | 25.5 | 13.6 | 7.6 | 12.6 | 6.9 | 55 | 56 | 58 | | | | 0 | 0 | 0 | — | |
| 18 | 43.4 | 41.0 | 42.4 | 17.4 | 23.7 | 15.8 | 24.9 | 14.6 | 5.7 | 13.3 | 6.4 | 38 | 61 | 50 | | | | 0 | 0 | 0 | — | |
| 19 | 43.6 | 40.8 | 42.5 | 17.1 | 23.8 | 10.6 | 24.3 | 9.2 | 6.1 | 13.5 | 6.5 | 42 | 62 | 68 | | | | 10 | 0 | 0 | — | |
| 20 | 40.8 | 40.0 | 42.0 | 16.4 | 24.3 | 8.2 | 25.8 | 10.6 | 7.5 | 10.1 | 6.4 | 54 | 45 | 79 | | | | 10 | 0 | 0 | — | |
| 21 | 41.0 | **38.2** | 41.2 | 15.8 | 25.2 | 12.6 | 27.4 | 11.2 | 6.6 | 12.4 | 7.1 | 49 | 52 | 65 | | | | 10 | 0 | 0 | — | |
| 22 | 40.5 | 38.9 | 42.1 | 16.4 | 27.3 | 11.5 | 28.8 | 8.6 | 7.7 | 16.0 | 7.9 | 55 | 59 | 84 | | | | 0 | 0 | 0 | — | |
| 23 | 41.2 | 39.3 | 42.0 | 17.4 | 23.5 | 15.7 | 24.8 | 13.2 | 6.8 | 10.6 | 7.8 | 46 | 49 | 59 | | | | 10 | 0 | 0 | — | |
| 24 | 39.9 | 39.1 | 39.8 | 12.6 | 25.2 | 12.3 | 26.4 | 11.6 | 7.0 | 12.7 | 5.4 | 64 | 53 | 50 | | | | 0 | 0 | 0 | — | |
| 25 | 40.3 | 39.5 | 42.2 | 13.4 | 25.3 | 14.3 | 26.6 | 12.8 | 7.0 | 12.5 | 6.5 | 61 | 53 | 53 | | | | 0 | 0 | 0 | — | |
| 26 | 42.2 | 39.9 | 41.1 | 17.1 | 25.2 | 14.3 | 26.8 | 13.5 | 8.5 | 12.8 | 6.5 | 59 | 54 | 53 | | | | 0 | 0 | 0 | — | |
| 27 | 40.3 | 40.1 | 40.5 | 18.3 | 26.5 | 16.3 | 27.2 | 15.6 | 11.2 | 9.6 | 7.6 | 72 | **87** | 55 | | | | 0 | 0 | 0 | — | |
| 28 | 42.0 | 39.9 | 41.2 | 16.8 | 27.3 | 15.4 | 28.4 | 14.8 | 9.3 | 16.2 | 7.8 | 65 | 60 | 60 | | | | 0 | 0 | 0 | — | |
| 29 | 41.3 | 40.3 | 42.0 | 17.3 | 26.5 | 13.4 | 27.6 | 12.8 | 8.3 | 12.0 | 7.7 | 56 | 47 | 67 | | | | 0 | 0 | 0 | — | |
| 30 | 42.5 | 41.0 | 42.0 | 19.4 | 29.2 | 14.2 | **31.4** | 13.5 | 12.3 | 13.4 | 6.9 | 73 | 44 | 57 | | | | 0 | 0 | 0 | — | |
| 31 | 39.9 | 39.3 | 41.3 | 18.6 | 28.4 | 16.6 | 29.6 | 14.3 | 11.4 | 18.0 | 5.9 | 72 | 63 | 43 | | | | 0 | 0 | 0 | — | |
| Pro. Mit. | 41.9 | 40.1 | 42.1 | 16.4 | 25.0 | 13.1 | 26.3 | 11.6 | 7.8 | 13.7 | 6.9 | 55 | 58 | 63 | | | | 2.3 | 0.0 | 0.0 | — | |

Barómetro reducido a 0°C y a gravedad normal.

Barometer reduciert auf 0°C und Norma

**QUIMBO** (H = 25 m) **DICIEMBRE 1912** φ = 29° 56′ S λ = 71° 21′ W $h_a$ = 2 m

| mp. a la temp. Temp. n Freien. C ax. Min. | Velocidad del viento Windgeschwindigkeit m/minuto 7a | 2p | 9p | km 9p-7a | 7a-2p | 2p-9p | 7a-7a | k/1h | Nubes (clase y dirección) Wolken (Art und Richtung) 7a | 2p | 9p | Agua caída Niederschlag mm 7a | 2p | 9p | Evaporación Verdunstung mm 7a | 2p | 9p | 7a-7a |
|---|---|---|---|---|---|---|---|---|---|---|---|---|---|---|---|---|---|---|
| | | | | 0.0 | 42.0 | 92.0 | 97.0 | 4.0 | ni | ci NW | | — | — | — | 0.2 | 0.4 | 0.8 | **0.8** |
| | | | | 36.0 | 49.0 | 102.0 | 170.0 | 7.1 | ni | str | | — | — | — | 0.1 | 0.4 | 0.6 | 1.3 |
| | | | | 0.0 | 56.0 | 97.0 | 151.0 | 6.3 | ni | | cu-ni | — | — | — | 0.2 | 0.5 | 0.7 | 1.2 |
| | | | | 0.0 | 33.0 | 112.0 | 153.0 | 6.4 | ni | cu NE | ni | — | — | — | 0.1 | 0.6 | 0.6 | 1.3 |
| | | | | 20.0 | 91.0 | 95.0 | 165.0 | 6.9 | ni | ci N | | — | — | — | 0.3 | 0.6 | 0.6 | 1.5 |
| | | | | 0.0 | 96.0 | 63.0 | 186.0 | 7.7 | ni | fr-ni WSW | | — | — | — | 0.1 | 0.4 | 0.3 | 1.3 |
| | | | | 96.0 | 77.0 | 64.0 | 255.0 | 10.6 | ni | a-cu SW | | — | — | — | 0.3 | 0.4 | 0.3 | 1.0 |
| | | | | 0.0 | 50.0 | 84.0 | 141.0 | 5.9 | ni | a-cu W | | — | — | — | 0.2 | 0.6 | 0.4 | 0.9 |
| | | | | 0.0 | 91.0 | 51.0 | 134.0 | 5.6 | ni | cu-ni W | | — | — | — | 0.2 | 0.5 | 0.5 | 1.2 |
| | | | | 36.0 | 95.0 | 49.0 | 178.0 | 7.4 | ni | | | — | — | — | 0.2 | 0.6 | 0.2 | 1.2 |
| | | | | 33.0 | 84.0 | 38.0 | 177.0 | 7.4 | str | | | — | — | — | 0.1 | 0.2 | 0.6 | 0.9 |
| | | | | 48.0 | 60.0 | 35.0 | 170.0 | 7.1 | fr-cu NE | cu | | — | — | — | 0.3 | 0.4 | 0.4 | 1.1 |
| | | | | 20.0 | 70.0 | 96.0 | 115.0 | 4.8 | ni | | | — | — | — | 0.2 | 0.6 | 0.4 | 1.0 |
| | | | | 24.0 | 75.0 | 63.0 | 190.0 | 7.9 | ni | cu | ni | — | — | — | 0.2 | 0.5 | 0.5 | 1.2 |
| | | | | 36.0 | 98.0 | 61.0 | 174.0 | 7.3 | ni | fr-cu SW | | — | — | — | 0.2 | 0.6 | 0.4 | 1.2 |
| | | | | 40.0 | 82.0 | 58.0 | 199.0 | 8.3 | ni | fr-ni WSW | ni | — | — | 0.0 | 0.1 | 0.4 | 0.4 | 1.1 |
| | | | | 70.0 | 77.0 | 88.0 | 110.0 | 8.7 | ni | ci-cu W | a-str | 0.0 | — | — | 0.2 | 0.5 | 0.5 | 1.0 |
| | | | | 0.0 | 36.0 | 84.0 | 165.0 | 6.9 | ni | cu | a-cu NE | — | — | — | 0.1 | 0.4 | 0.4 | 1.1 |
| | | | | 57.0 | 28.0 | 76.0 | 177.0 | 7.4 | ni | fr-cu W | ni SW | — | — | — | 0.2 | 0.4 | 0.6 | 1.0 |
| | | | | 24.0 | 61.0 | 98.0 | 128.0 | 5.3 | ni | fr-ni SW | ni NE | — | — | — | 0.1 | 0.5 | 0.5 | 1.1 |
| | | | | 56.0 | 21.0 | 25.0 | 215.0 | 9.0 | ni | cu-ni S | cu-ni NE | 0.0 | — | — | 0.2 | 0.2 | 0.3 | 1.2 |
| | | | | 45.0 | 58.0 | 98.0 | **91.0** | **8.8** | ni | ci-str S | ci-str N | — | — | — | 0.5 | 0.6 | 0.6 | 1.0 |
| | | | | 45.0 | 59.0 | 129.0 | 201.0 | 8.4 | ni | ci-str | | — | — | — | 0.3 | 0.7 | 0.5 | 1.5 |
| | | | | 67.0 | 44.0 | 21.0 | 255.0 | 10.6 | ni | fr-str SW | | — | — | — | 0.2 | 0.4 | 0.4 | 1.4 |
| | | | | 123.0 | 70.0 | 70.0 | 188.0 | 7.8 | ni | ci-cu NW | ci W | — | — | — | 0.3 | 0.5 | 0.6 | 1.1 |
| | | | | 0.0 | 42.0 | 42.0 | 140.0 | 5.8 | ni | a-cu S | ni | — | — | — | 0.1 | 0.5 | 0.3 | 1.2 |
| | | | | 114.0 | 84.0 | 54.0 | 198.0 | 8.3 | ni | str-cu S | | — | — | 0.6 | 0.4 | 0.6 | 0.4 | 1.2 |
| | | | | 20.0 | 34.0 | 91.0 | 158.0 | 6.6 | ni | cu-ni | ni | 0.0 | — | — | 0.1 | 0.4 | 0.6 | 1.1 |
| | | | | 79.0 | 128.0 | 104.0 | 204.0 | 8.5 | cu-ni N | cu | | — | — | — | 0.4 | 0.7 | 0.5 | 1.4 |
| | | | | 24.0 | 72.0 | 77.0 | **256.0** | **10.7** | | | ni | — | — | — | 0.5 | 0.6 | 0.4 | **1.7** |
| | | | | 70.0 | 63.0 | 95.0 | 219.0 | 9.1 | ni | ci-cu W | ni | — | — | — | 0.2 | 0.7 | 0.8 | 1.2 |
| | | | | 38.2 | 65.4 | 74.6 | 176.1 | 7.3 | | | | 0.0 | — | 0.6 | 6.8 | 15.4 | 15.1 | 36.4 |

**VALLE** (H = 217 m) **DICIEMBRE 1912** φ = 30° 36′ S λ = 71° 12′ W $h_a$ = —

| | | | | | | | | | | | | | | | | | | |
|---|---|---|---|---|---|---|---|---|---|---|---|---|---|---|---|---|---|---|
| | | | | | | | | | | | | — | — | — | | | | |
| | | | | | | | | | | | | — | — | — | | | | |
| | | | | | | | | | | | | — | — | — | | | | |
| | | | | | | | | | str | | | — | — | — | | | | |
| | | | | | | | | | | | | — | — | — | | | | |
| | | | | | | | | | | | | — | — | — | | | | |
| | | | | | | | | | str-cu | | | — | — | — | | | | |
| | | | | | | | | | | | | — | — | — | | | | |
| | | | | | | | | | str-cu | | | — | — | — | | | | |
| | | | | | | | | | | | | — | — | — | | | | |
| | | | | | | | | | | | | — | — | — | | | | |
| | | | | | | | | | | | | — | — | — | | | | |
| | | | | | | | | | | | | — | — | — | | | | |
| | | | | | | | | | | | | — | — | — | | | | |
| | | | | | | | | | | | | — | — | — | | | | |
| | | | | | | | | | | | | — | — | — | | | | |
| | | | | | | | | | | | | — | — | — | | | | |
| | | | | | | | | | | | | — | — | — | | | | |
| | | | | | | | | | | | | — | — | — | | | | |
| | | | | | | | | | str-cu | | | — | — | — | | | | |
| | | | | | | | | | str | | | — | — | — | | | | |
| | | | | | | | | | str | | | — | — | — | | | | |
| | | | | | | | | | | | | — | — | — | | | | |
| | | | | | | | | | str | | | — | — | — | | | | |
| | | | | | | | | | | | | — | — | — | | | | |
| | | | | | | | | | | | | — | — | — | | | | |
| | | | | | | | | | | | | — | — | — | | | | |
| | | | | | | | | | | | | — | — | — | | | | |
| | | | | | | | | | | | | — | — | — | | | | |
| | | | | | | | | | | | | — | — | — | | | | |
| | | | | | | | | | | | | — | — | — | | | | |
| | | | | | | | | | | | | — | — | — | | | | |
| | | | | | | | | | | | | — | — | — | | | | |
| | | | | | | | | | | | | — | — | — | | | | |
| | | | | | | | | |

**LOS ANDES** (H = 820 m) **DICIEMBRE 1912** $\varphi = 32°\ 50'$ S $\lambda = 70°\ 36'$ W $C_g =$

| Día Tag | Barómetro Barometer 600/700 mm + | | | Temperatura del aire Lufttemperatur C° | | | | | Humedad absoluta Absolute Feuchtigkeit mm | | | Humedad relativa Relative Feuchtigkeit % | | | Dirección y fuerza del viento Richtung und Stärke des Windes 0—12 B | | | Nebulosidad Bewölkung 0—10 | | | Agua caida Niederschlag mm | Notas Bemerkungen |
|---|---|---|---|---|---|---|---|---|---|---|---|---|---|---|---|---|---|---|---|---|---|---|
| | 7a | 2p | 9p | 7a | 2p | 9p | Max. | Min. | 7a | 2p | 9p | 7a | 2p | 9p | 7a | 2p | 9p | 7a | 2p | 9p | 7a-7a | |
| 1 | 89.6 | 87.9 | 88.3 | 19.0 | 30.4 | 19.4 | 30.8 | 10.5 | 10.2 | 10.2 | 9.9 | 63 | 32 | 59 | C 0 | SW 7 | NE 2 | 0 | $1^1$ | 0 | — | ⊅⊅²; ∞ 1 |
| 2 | 88.9 | 87.8 | 88.8 | 19.4 | 30.2 | 17.6 | 30.5 | 11.4 | 11.2 | 10.6 | 9.7 | 66 | 34 | 65 | NW 1 | NNW 4 | NE 1 | 0 | $1^1$ | 0 | — | ⊅⊅²; ∞ 1, 2 |
| 3 | 88.4 | 87.7 | 88.8 | 19.8 | 30.6 | 19.0 | 31.0 | 12.5 | 10.6 | 10.0 | 10.2 | 62 | 31 | 63 | C 0 | WSW 5 | E 2 | 0 | $1^2$ | 0 | — | ⊅⊅² am; ∞ 1 |
| 4 | 89.5 | 89.4 | 90.7 | 18.6 | 27.2 | 15.0 | 28.0 | 12.0 | 10.8 | 9.8 | 10.3 | 68 | 34 | 82 | N 3 | W 2 | E 1 | 0 | $1^1$ | 0 | — | ⊅⊅² am; ∞² 1 |
| 5 | 91.8 | 90.9 | 90.9 | 12.0 | 25.8 | 15.0 | 26.2 | **8.5** | 8.5 | 9.0 | 7.1 | **84** | 38 | 57 | W 3 | SW 6 | E 3 | $10^2$ | $1^1$ | 0 | — | ⊅⊅² am |
| 6 | 90.2 | 87.4 | 87.9 | 18.0 | 31.2 | 18.0 | 31.5 | 9.0 | 8.3 | 5.4 | 8.0 | 54 | **15** | 52 | C 0 | SW 3 | E 2 | 0 | 1 | 0 | — | ⊅⊅²; ∞⁰ 1 |
| 7 | 88.9 | 87.9 | 88.7 | 17.2 | 29.0 | 16.0 | 29.4 | 10.2 | 8.6 | 6.5 | 9.0 | 59 | 22 | 66 | C 0 | SW 4 | E 1 | 0 | $1^1$ | 0 | — | ⊅⊅²; ∞² 1 |
| 8 | 89.4 | 88.7 | 89.6 | 16.4 | 28.4 | 16.2 | 29.4 | 9.3 | 9.1 | 7.5 | 8.7 | 67 | 26 | 64 | C 0 | C 0 | C 0 | 0 | $1^1$ | 0 | — | ⊅⊅²; ∞¹ 1 |
| 9 | **92.2** | 90.9 | 91.3 | 15.0 | 27.6 | 16.0 | 28.4 | 9.0 | 9.1 | 7.8 | 7.4 | 72 | 29 | 55 | NW 1 | SW 6 | E 2 | 0 | $1^1$ | 0 | — | ⊅⊅²; ∞² 1 |
| 10 | 92.0 | 90.3 | 90.1 | 16.0 | 28.0 | 17.0 | 28.2 | 8.6 | 7.8 | 6.1 | 7.1 | 58 | 22 | 49 | SW 2 | W 5 | N 1 | 0 | $1^1$ | 0 | — | ⊅²; ∞ 1 |
| 11 | 90.4 | 89.4 | 91.1 | 17.4 | 29.0 | 17.0 | 29.8 | 9.5 | 8.1 | 6.3 | 6.8 | 55 | 21 | 48 | C 0 | W 5 | C 0 | 0 | $4^1$ | 0 | — | ⊅⊅²; ∞¹ 1 |
| 12 | 91.2 | 90.4 | 90.7 | 17.6 | 30.4 | 18.0 | 30.6 | 9.5 | 5.1 | 6.9 | **4.7** | 75 | 21 | 72 | C 0 | SW 7 | E 3 | 0 | $1^1$ | 0 | — | ⊅⊅²; ∞² 1 |
| 13 | 91.2 | 90.4 | 90.9 | 18.0 | 30.0 | 17.0 | 30.4 | 10.5 | 7.7 | 5.7 | 7.6 | 51 | 18 | 52 | C 0 | SW 4 | NE 1 | 0 | $1^1$ | 0 | — | ⊅⊅²; ∞ 1; □¹ 8p20 |
| 14 | 91.4 | 89.9 | 90.9 | 17.2 | 29.6 | 18.0 | 30.0 | 9.5 | 8.5 | 7.0 | 8.3 | 58 | 23 | 54 | C 0 | SW 8 | C 0 | 1 | $2^1$ | $1^1$ | — | ⊅⊅²; ∞ 1; □¹ 8p25 |
| 15 | 91.1 | 90.3 | 90.5 | 16.0 | 29.0 | 19.4 | 30.0 | 11.5 | 8.1 | 7.7 | 8.5 | 59 | 26 | 52 | C 0 | SW 4 | NE 4 | $7^2$ | 3 | 0 | — | ⊅¹; ∞ 1; □¹ 8p20 |
| 16 | 90.4 | 88.8 | 89.0 | 20.0 | 32.0 | 22.0 | 33.0 | 11.4 | 8.7 | 7.7 | 10.8 | 50 | 21 | 56 | C 0 | SW 4 | E 3 | 0 | 5 | $1^1$ | — | ⊅¹; ∞ 1, ∞² 3 |
| 17 | 88.8 | 88.2 | 89.5 | 22.0 | 30.2 | 19.0 | 30.8 | 15.0 | 12.8 | **13.4** | 11.9 | 65 | 40 | 74 | C 0 | N 4 | E 4 | 0 | $3^2$ | 0 | — | ⊅⊅²; ∞ 1, ∞² 3 |
| 18 | 91.1 | 90.4 | 90.5 | 18.8 | 30.0 | 20.8 | 30.5 | 13.2 | 12.4 | 13.2 | 11.8 | 80 | 42 | 65 | NW 1 | SW 8 | C 0 | 0 | $1^1$ | 0 | — | ⊅⊅²; ∞ 1 |
| 19 | 90.8 | 90.1 | 89.9 | 21.6 | 31.2 | 20.8 | 31.6 | 14.5 | 12.8 | 9.4 | 9.9 | 68 | 28 | 55 | C 0 | SW 6 | E 3 | 0 | $1^2$ | 0 | — | ⊅⊅²; ∞ 1, 3; □ |
| 20 | 89.8 | **87.1** | **87.1** | 21.6 | 32.8 | 21.8 | **33.5** | 14.8 | 11.1 | 6.8 | 10.1 | 58 | 18 | 53 | C 0 | W 6 | E 3 | 0 | $1^1$ | 0 | — | ⊅⊅²; ∞ 1, 3 |
| 21 | 87.8 | 87.5 | 87.6 | 21.8 | 30.8 | 20.4 | 31.5 | 13.0 | 12.1 | 9.4 | 8.5 | 66 | 29 | 39 | C 0 | W 4 | E 4 | 0 | $1^1$ | 0 | — | ⊅⊅²; ∞ 1, 3 |
| 22 | 88.9 | 87.6 | 87.6 | 21.4 | 31.2 | 20.0 | 32.4 | 14.4 | 12.0 | 11.3 | 11.4 | 64 | 34 | 66 | C 0 | N 2 | NE 3 | 0 | $1^1$ | $1^0$ | — | ⊅⊅²; ∞ 1, 3 |
| 23 | 88.9 | 88.7 | 88.7 | 20.6 | 28.6 | 18.4 | 29.2 | 14.2 | 12.4 | 11.4 | 10.1 | 69 | 39 | 64 | C 0 | SW 6 | E 4 | $8^1$ | $8^2$ | 0 | — | ⊅⊅² am; ∞² 3 |
| 24 | 89.6 | 88 1 | 88.7 | 20.6 | 30.8 | 20.0 | 31.5 | 12.2 | 10.5 | 8.4 | 8.0 | 58 | 26 | 46 | C 0 | SW 8 | C 0 | 0 | $1^1$ | 0 | — | ⊅⊅²; ∞ 1 |
| 25 | 90.4 | 89.6 | 89.5 | 21.4 | 31.6 | 20.2 | 32.0 | 13.2 | 8.8 | 7.9 | 7.8 | 50 | 23 | 45 | C 0 | SW 7 | E 2 | 0 | $1^1$ | 0 | — | ⊅⊅²; ∞ 1, ∞² 3 |
| 26 | 89.8 | 88.6 | 87.7 | 21.0 | 31.6 | 20.4 | 32.0 | 12.5 | 9.0 | 7.4 | 8.4 | 49 | 21 | 48 | C 0 | SW 4 | E 3 | 0 | $1^1$ | 0 | — | ⊅⊅²; ∞ 1, ∞² 3 |
| 27 | 88.4 | 87.4 | 87.5 | 20.0 | 30.0 | 18.2 | 30.5 | 13.6 | 9.5 | 11.1 | 9.4 | 57 | 35 | 60 | NW 2 | WSW 5 | NE 4 | $5^2$ | $2^2$ | $2^2$ | — | ⊅⊅²; ∞² 1, 3; □² 8p25 |
| 28 | 89.1 | 89.7 | 90.4 | 15.6 | 24.8 | 14.0 | 25.7 | 12.0 | 9.9 | 10.8 | 9.1 | 76 | 47 | 77 | NE 5 | WNW 4 | E 5 | $9^2$ | $1^2$ | 0 | 0.0 | ● ch 5a25; ⌐ a interv |
| 29 | 91.9 | 90.8 | 90.8 | 14.8 | 26.6 | 17.0 | 27.2 | 11.5 | 9.9 | 9.8 | 8.8 | 80 | 38 | 62 | ESE 2 | W 4 | E 5 | $10^2$ | $1^1$ | 0 | — | ⊅⊅² 1 [4a; ⊅²am; |
| 30 | 91.3 | 90.0 | 90.2 | 18.2 | 30.6 | 19.4 | 31.0 | 10.0 | 9.6 | 8.9 | 8.8 | 62 | 27 | 53 | C 0 | SW 5 | C 0 | 0 | $1^1$ | 0 | — | ⊅⊅²; ∞ 1, 3 |
| 31 | 90.9 | 90.7 | 91.9 | 20.8 | 31.8 | 20.0 | 32.2 | 12.2 | 9.6 | 9.1 | 9.8 | 53 | 27 | 57 | C 0 | SW 7 | NE 5 | 0 | $1^1$ | 0 | — | ⊅⊅²; ∞ 1, 3 |
| Pro. Mit. | 90.1 | 89.1 | 89.5 | 18.6 | 29.7 | 18.4 | 30.3 | 11.6 | 9.8 | 8.8 | 9.0 | 63 | 29 | 58 | 0.6 | 5.0 | 2.3 | 1.6 | 1.6 | 0.1 | 0.0 | |

**VALPARAISO** (H = 40 m) **DICIEMBRE 1912** $\varphi = 33°\ 01'$ S $\lambda = 71°\ 38'$ W $C_g =$

| | | | | | | | | | | | | | | | | | | | | | | |
|---|---|---|---|---|---|---|---|---|---|---|---|---|---|---|---|---|---|---|---|---|---|---|
| 1 | 57.0 | 57.4 | 56.5 | 13.3 | 17.0 | 14.4 | 18.0 | 13.0 | 10.2 | 9.5 | 9.5 | 90 | 66 | 78 | C 0 | SW 2 | SW 1 | $10^2$ | $9^1$ | 10 | 0.0 | ≡¹ 4a30-7a35; ≡¹ 7a-1 |
| 2 | 56.6 | 56.8 | 57.5 | 13.0 | 17.8 | 14.3 | 18.7 | 12.8 | 9.7 | 9.1 | 10.2 | 88 | 60 | 85 | SW 1 | W 2 | SW 1 | $10^2$ | $9^1$ | 10 | 0.0 | ≡² 6a-9a, ≡¹ 4p30-9p |
| 3 | 55.8 | 56.8 | 56.8 | 12.9 | 17.2 | 13.9 | 18.7 | 12.0 | 9.4 | 9.1 | 9.3 | 86 | 63 | 79 | SSW 2 | SW 1 | C 0 | $10^1$ | $10^1$ | 1 | — | ≡¹ 4a-8a; ∞¹ hor 1, ∞¹ |
| 4 | 57.6 | 59.5 | 59.0 | 13.6 | 16.6 | 15.6 | 17.7 | 13.0 | 8.8 | 9.0 | 8.3 | 76 | 64 | 62 | SSW 2 | WSW 2 | C 0 | $10^1$ | $9^1$ | 10 | — | ∞¹ y ∞¹ 1, ∞⁰ SE y ∞⁰ |
| 5 | 60.1 | 58.6 | 59.2 | 15.0 | 19.6 | 16.2 | 20.7 | 14.1 | 8.6 | 7.7 | 8.2 | 68 | 45 | 59 | C 0 | SW 4 | C 0 | $9^1$ | $1^0$ | 0 | — | ∞⁰ SE y ∞⁰ NE 1, ∞⁰ |
| 6 | 56.2 | **54.2** | 55.1 | 16.6 | 22.0 | 15.4 | 25.0 | 10.9 | 9.2 | 8.4 | 7.4 | 66 | 43 | 57 | C 0 | WSW 5 | S 1 | $1^0$ | $1^0$ | 0 | — | ⊅; ∞² NW 1, ∞¹ hor 2 |
| 7 | 56.3 | 56.8 | 57.0 | 13.6 | 18.2 | 14.9 | 19.5 | 11.1 | 9.4 | 8.9 | 8.4 | 81 | 58 | 67 | C 0 | WSW 5 | SW 1 | $10^1$ | 1 | 1 | — | ∞⁰ S y ∞¹ SE 1, ∞¹ E |
| 8 | 57.1 | 57.5 | 57.7 | 14.4 | 17.8 | 15.3 | 19.2 | 11.2 | 9.5 | 10.0 | 7.4 | 78 | 66 | 58 | WSW 1 | WSW 3 | C 0 | $8^0$ | $1^0$ | 0 | — | ∞⁰ S y ∞¹ N 1, ∞ NE |
| 9 | 60.4 | **60.5** | 59.1 | 15.3 | 18.2 | 14.5 | 19.5 | **10.4** | 8.1 | 7.2 | **5.9** | 62 | 47 | 49 | SSW 2 | SW 6 | S 1 | $1^0$ | $1^0$ | 0 | — | ∞⁰ SE y ∞¹ NE 1, ∞¹ |
| 10 | 59.8 | 58.1 | 57.9 | 14.1 | 20.3 | 16.4 | 21.3 | **10.4** | 7.8 | 6.5 | 6.5 | 65 | 36 | 47 | C 0 | SW 4 | NE 1 | $1^0$ | $1^0$ | 0 | — | ∞¹ S-N 1, ∞¹ NE 2 |
| 11 | 57.9 | 57.4 | 59.4 | 15.6 | 20.7 | 14.1 | 21.4 | 11.6 | 8.0 | 7.4 | 6.7 | 60 | 41 | 56 | W 2 | SW 5 | C 0 | $1^0$ | $1^0$ | 0 | — | ⊅; ∞¹ SE y ∞¹ NE 1, ∞ |
| 12 | 58.3 | 57.7 | 58.8 | 14.1 | 21.8 | 15.9 | 22.7 | 10.5 | 7.5 | 6.1 | 6.2 | 63 | 31 | 46 | C 0 | SW 4 | C 0 | 0 | $1^0$ | 0 | — | ⊅; ∞¹ SE y ∞¹ NE 2, ∞ |
| 13 | 58.8 | 58.5 | 59.3 | 13.6 | 20.2 | 15.9 | 22.0 | **10.4** | 8.7 | 8.7 | 6.8 | 75 | 49 | 51 | W 2 | SW 3 | E 2 | $1^0$ | $1^0$ | 0 | — | ⊅; ∞¹ S y ∞¹ NE 1, ∞¹ E |
| 14 | 58.8 | 57.6 | 58.5 | 14.4 | 19.8 | 15.7 | 22.3 | 10.8 | 9.1 | 8.5 | 7.6 | 75 | 50 | 57 | WSW 2 | SW 4 | C 0 | $3^0$ | $1^0$ | $1^0$ | — | ⊅; ∞¹ S y ∞² SE 1, ∞¹ E |
| 15 | 58.3 | 56.8 | 57.8 | 14.7 | 21.5 | 18.7 | 24.3 | 11.4 | 8.9 | 7.9 | 10.3 | 72 | 41 | 64 | C 0 | WSW 4 | WSW 1 | $1^0$ | $1^0$ | $1^0$ | — | ≡² 8a15-9a15; ∞⁰ S y |
| 16 | 56.8 | 54.4 | 55.6 | 13.6 | 24.4 | 16.0 | **27.0** | 12.5 | 10.0 | 11.1 | 10.7 | 87 | 49 | 79 | C 0 | SW 6 | E 2 | $10^1$ | $1^0$ | 4 | — | ≡² 4a30-9a40, ≡ 9a40- |
| 17 | 56.5 | 56.8 | 57.0 | 14.2 | 19.2 | 16.6 | 21.4 | 13.7 | 11.4 | **12.2** | 11.4 | 95 | 74 | 81 | E 2 | C 0 | C 0 | $10^2$ | $9^0$ | 10 | — | ≡¹ 7a45-8a40, 9a20-9a |
| 18 | 58.3 | 59.3 | 58.0 | 16.0 | 20.8 | 16.4 | 21.7 | 14.6 | 11.8 | 11.5 | 11.6 | 87 | 63 | 83 | NE 1 | NW 1 | C 0 | $10^1$ | $1^0$ | 1 | **0.3** | ≡¹ an; ≡¹ 4a-8a; ∞¹ |
| 19 | 58.3 | 58.7 | 57.1 | 14.5 | 19.0 | 16.1 | 20.5 | 14.2 | 11.7 | 10.8 | 10.1 | **96** | 66 | 74 | NE 1 | NE 1 | C 0 | $10^2$ | $1^0$ | 0 | 0.0 | ≡¹ MN-2a, ≡⁰ 5a30-6a |
| 20 | 56.2 | 55.3 | **54.2** | 14.3 | 20.0 | 16.0 | 22.3 | 12.7 | 10.6 | 11.0 | 11.2 | 88 | 63 | 83 | C 0 | NE 1 | E 2 | $10^2$ | 0 | 0 | — | ⊅, ≡¹ 4a-9a21; ∞² hor |
| 21 | 54.7 | 55.6 | 55.4 | 15.6 | 19.8 | 16.0 | 21.5 | 13.7 | 11.3 | 11.4 | 10.7 | 86 | 66 | 79 | NE 2 | N 2 | SW 2 | $9^1$ | $7^0$ | 0 | — | ≡¹ 6a15-10a; ∞² S 1, ∞ |
| 22 | 56.4 | 56.5 | 55.0 | 15.8 | 19.6 | 16.1 | 20.8 | 14.5 | 11.4 | 10.5 | 10.3 | 85 | 61 | 76 | NE 1 | NW 1 | E 1 | $10^2$ | $10^1$ | 0 | 0.0 | ≡⁰ am-8a10; ∞² SE; NW |
| 23 | 56.1 | 57.5 | 55 6 | 15.4 | 19.4 | 16.5 | 21.2 | 13.6 | 11.2 | 11.8 | 11.2 | 86 | 70 | 80 | C 0 | WSW 3 | SW 3 | $10^1$ | $9^1$ | $1^0$ | 0.0 | ≡¹ 8a15-11a; ≡¹ 3a50- |
| 24 | 55.3 | 54.6 | 55.3 | 17.4 | 24.6 | 18.2 | 26.0 | 13.4 | 11.0 | 6.6 | 7.7 | 74 | **29** | 50 | SW 1 | SW 4 | NE 2 | 0 | $1^0$ | 0 | 0.1 | ⊅; ∞¹ hor 1, ∞¹ NW |
| 25 | 57.1 | 57.5 | 56.2 | 15.8 | 21.4 | 17.0 | 22.7 | 12.5 | 10.3 | 9.1 | 7.7 | 77 | 48 | 54 | E 1 | WSW 4 | SW 1 | 0 | $1^0$ | 0 | — | ⊅; ∞² hor 1, ∞¹ E2 |
| 26 | 57.0 | 57.0 | 54.5 | 14.7 | 19.6 | 16.8 | 22.2 | 12.5 | 10.4 | 10.2 | 7.5 | 84 | 60 | 53 | NE 2 | WSW 3 | SW 1 | $10^2$ | 0 | 0 | — | ≡¹ 6a-9a; ∞² S 1, ∞¹ |
| 27 | 55.0 | 55.2 | 55.4 | 14.8 | 19.2 | 15.8 | 20.0 | 13.0 | 10.1 | 9.3 | 10.1 | 81 | 56 | 76 | NE 2 | WSW 3 | E 1 | $9^1$ | $5^0$ | 0 | — | ⊅; ∞¹ hor 1, ∞¹ hor |
| 28 | 56.9 | 58.3 | 58.1 | 15.2 | 19.4 | 17.4 | 20.4 | 15.0 | 11.3 | 10.4 | 10.4 | 88 | 62 | 70 | C 0 | W 2 | W 1 | $10^2$ | $9^1$ | 10 | 0.1 | ≡² 5a45-5a58; ≡¹ 4a30- |
| 29 | 59.0 | 58.5 | 58.6 | 17.8 | 23.4 | 17.8 | 24.1 | 15.6 | 9.9 | 7.7 | 8.1 | 65 | 36 | 54 | C 0 | WSW 3 | C 0 | $7^0$ | $1^0$ | 0 | — | ∞¹ NE 1, ∞⁰ E 2 |
| 30 | 58.2 | 56.7 | 56.4 | 15.9 | 25.2 | 19.2 | 26.3 | 13.7 | 9.4 | 9.1 | 7.4 | 70 | 38 | 45 | C 0 | WSW 4 | C 0 | $1^0$ | $1^0$ | 0 | — | ∞¹ S y ∞⁰ NE 1, ∞¹ S |
| 31 | 57.8 | 59.3 | 60.0 | 16.9 | 20.6 | 16.4 | 21.7 | 13.7 | 10.6 | 11.0 | 11.1 | 74 | 61 | 80 | E 1 | NW 2 | C 0 | $1^0$ | $1^0$ | 10 | — | ⊅, ∞¹ SE y ∞² NE 1, ∞ [y ∞¹ |
| Pro. Mit. | 57.4 | 57.3 | 57.2 | 14.9 | 20.1 | 16.1 | 21.6 | 12.7 | 9.9 | 9.3 | 8.9 | 78 | 54 | 66 | 0.9 | 3.0 | 0.8 | 6.2 | 3.4 | 2.2 | 0.5 | |

Barómetro reducido a 0°C y a gravedad normal. Barometer reduciert auf 0°C und Normalsc

(1) 45; ∞¹ hor 2. (2) hor 1, ∞¹ hor 2. (3) SE 1, ∞⁰ NE, SW 2. (4) 55, ∞¹ NE, SW 2. (5) ≡¹ 2a-11a50, ≡¹ 2p-5p20; ∞⁰ SE 2. (6) ∞⁰ NW 1, ∞⁰ SE 2. (7) 6a12-8a15, ≡ 8a1 ∞⁰ SE y ∞¹ NW 2. (8) ∞¹ SE y ∞² hor 2. (9) ∞¹ hor 2. (10) 15, ≡ 11a2-MD; ∞¹ hor 1, ∞⁰ hor 2. (11) 15; ∞¹ hor 1, ∞⁰ NE 2.

## ANDES (H = 820 m) — DICIEMBRE 1912 — φ = 32° 50′ S — λ = 70° 36′ W — $h_a$ = 6.5 m

| mp. a la temp. Temp. Freien. / ax. Min. | Velocidad del viento Windgeschwindigkeit m/minuto 7a | 2p | 9p | km 9p-7a | 7a-2p | 2p-9p | 7a-7a | k/1h | Nubes (clase y dirección) Wolken (Art und Richtung) 7a | 2p | 9p | Agua caida Niederschlag mm 7a | 2p | 9p | Evaporación Verdunstung mm 7a | 2p | 9p | 7a-7a |
|---|---|---|---|---|---|---|---|---|---|---|---|---|---|---|---|---|---|---|
| | 35 | 300 | 75 | 27.0 | 20.9 | 47.3 | 96.7 | 4.0 | | cu-ca | | — | — | — | | | | |
| | 35 | 125 | 45 | 16.4 | 31.6 | 39.1 | 84.6 | 3.5 | | | | — | — | — | | | | |
| | 15 | 175 | 80 | 25.5 | 31.6 | 39.9 | 96.2 | 4.0 | | cu-ma, cu-ca | | — | — | — | | | | |
| | 100 | 80 | 50 | 33.5 | 27.0 | 35.5 | 105.0 | 4.4 | | cu-ca | | — | — | — | | | | |
| | 85 | 250 | 90 | 53.3 | 23.4 | 54.0 | 115.8 | 4.8 | str | cu-ca, cu, fr-str | | — | — | — | | | | |
| | 0 | 100 | 75 | 26.5 | 30.3 | 48.1 | 103.9 | 4.3 | | | | — | — | — | | | | |
| | 5 | 125 | 50 | 27.4 | 27.0 | 45.7 | 105.8 | 4.4 | | | | — | — | — | | | | |
| | 5 | 25 | 25 | 33.5 | 25.7 | 31.9 | 106.2 | 4.4 | | | | — | — | — | | | | |
| | 55 | 250 | 60 | 63.9 | 31.6 | 37.4 | 121.5 | 5.1 | | | | — | — | — | | | | |
| | 60 | 125 | 35 | 35.8 | 24.4 | 40.0 | 104.8 | 4.4 | | | | — | — | — | | | | |
| | 20 | 150 | 0 | 20.5 | 29.9 | 55.7 | 84.9 | 3.5 | | | | — | — | — | | | | |
| | 0 | 225 | 105 | 18.2 | 31.6 | 55.2 | 103.8 | 4.3 | | | | — | — | — | | | | |
| | 0 | 150 | 50 | 22.9 | 29.0 | 59.4 | 109.7 | 4.6 | | | | — | — | — | | | | |
| | 0 | **400** | 25 | 20.3 | 25.5 | 46.8 | 108.7 | 4.5 | ci | ci W | ci | — | — | — | | | | |
| | 25 | 175 | 175 | 26.4 | 31.7 | 43.6 | 98.7 | 4.1 | a-cu W, ci, ci-cu W | cu W, ci-cu W | | — | — | — | | | | |
| | 0 | 125 | 100 | 38.9 | 28.2 | 53.0 | 114.2 | 4.8 | | ci W | ci E | — | — | — | | | | |
| | 0 | 150 | 100 | 23.9 | 25.1 | 39.9 | 105.1 | 4.4 | | cu | | — | — | — | | | | |
| | 40 | **400** | 10 | 30.5 | 37.0 | 58.9 | 95.5 | 4.0 | | cu-ma, cu-ca | | — | — | — | | | | |
| | 25 | 250 | 100 | 18.8 | 48.8 | 44.9 | 114.7 | 4.8 | | cu-ma, cu-ca | | — | — | — | | | | |
| | 0 | 275 | 100 | 28.8 | 34.8 | 57.2 | 122.5 | 5.1 | | | | — | — | — | | | | |
| | 0 | 125 | 150 | 14.6 | 28.8 | 45.8 | 106.6 | 4.4 | | cu-ma, ci N | | — | — | — | | | | |
| | 5 | 55 | 100 | 32.4 | 10.5 | 38.2 | 107.0 | 4.5 | | cu-ca | | — | — | — | | | | |
| | 25 | 275 | 125 | 31.5 | 108.2 | 21.2 | **80.2** | **3.3** | ci NW | cu, ci, ci-cu W | | — | — | — | | | | |
| | 25 | **400** | 0 | 12.8 | 41.8 | 48.0 | **142.2** | **5.9** | | cu-ca | | — | — | — | | | | |
| | 0 | 225 | 75 | 31.3 | 30.0 | 43.6 | 121.1 | 5.0 | | cu-ca | | — | — | — | | | | |
| | 20 | 135 | 100 | 32.6 | 21.9 | 46.3 | 106.2 | 4.4 | | cu-ma | | — | — | — | | | | |
| | 60 | 175 | 120 | 25.2 | 20.7 | 43.2 | 93.4 | 3.9 | ci-cu W | cu-ca, ci NW | cu (hor) | — | — | — | | | | |
| | 175 | 125 | 175 | 59.9 | 32.5 | 47.7 | 123.8 | 5.2 | cu S, ni, fr-ni, str(1) | cu-ca | | 0.0 | — | — | | | | |
| | 60 | 125 | 130 | 34.9 | 25.0 | 42.7 | 115.1 | 4.8 | str, str-cu | cu-ca | | — | — | — | | | | |
| | 0 | 175 | 0 | 19.6 | 20.4 | 49.6 | 87.3 | 3.6 | | cu | | — | — | — | | | | |
| | 20 | 300 | 150 | 25.2 | 26.1 | 48.4 | 95.2 | 4.0 | | cu-ma | | — | — | — | | | | |
| | 29 | 193 | 80 | 29.4 | 31.0 | 45.4 | 105.7 | 4.4 | | | | 0.0 | — | — | | | | |

## ALPARAISO (H = 40 m) — DICIEMBRE 1912 — φ = 33° 01′ S — λ = 71° 38′ W — $h_a$ = 15 m

| | | | | | | | | | | | | | | | | | | |
|---|---|---|---|---|---|---|---|---|---|---|---|---|---|---|---|---|---|---|
| 8.5 | 11.4 | 0 | 136 | 100 | 14.0 | 32.0 | 48.0 | **62.0** | **2.6** | ni | ni | ni | 0.0 | 0.0 | — | 0.1 | 0.2 | 0.2 | 0.7 |
| 10.0 | 11.5 | 60 | 106 | 40 | 34.0 | 35.0 | 82.0 | 114.0 | 4.7 | ni | fr-cu, ni | ni | — | — | — | 0.2 | 0.2 | 0.3 | 0.6 |
| 6.1 | 10.9 | 165 | 68 | 0 | 73.0 | 14.0 | 52.0 | 190.0 | 7.9 | ni | ni | str | — | — | — | 0.1 | 0.2 | 0.4 | 0.6 |
| 2.1 | 9.9 | 115 | 123 | 0 | 27.0 | 45.0 | 80.0 | 93.0 | 3.9 | ni | fr-cu N, fr-ni N | ni | — | — | — | 0.1 | 0.3 | 0.3 | 0.7 |
| 5.8 | 11.3 | 0 | 488 | 0 | 6.0 | 132.0 | 138.0 | 131.0 | 5.5 | fr-ni S, str-cu | cu NW | | — | — | — | 0.2 | 0.7 | 0.7 | 0.8 |
| 9.7 | 8.6 | 0 | 582 | 72 | 14.0 | 137.0 | 119.0 | 284.0 | 11.8 | str | fr-cu N | | — | — | — | 0.2 | 0.9 | 1.0 | 1.6 |
| 3.6 | 7.8 | 0 | 593 | 94 | 15.0 | 114.0 | 133.0 | 271.0 | 11.3 | fr-ni S | cu W, str | str | — | — | — | 0.2 | 0.4 | 0.6 | 2.1 |
| 6.9 | 8.0 | 66 | 350 | 0 | 17.0 | 86.0 | 111.0 | 264.0 | 11.0 | cu W, str, a-cu W | cu NW, str S | | — | — | — | 0.2 | 0.4 | 0.6 | 1.2 |
| 4.7 | 7.5 | 220 | 732 | 48 | 4.0 | 190.0 | 135.0 | 201.0 | 8.4 | fr-cu SW, str S | fr-cu NW | | — | — | — | 0.1 | 0.9 | 0.9 | 1.1 |
| 6.8 | 7.2 | 0 | 474 | 63 | 4.0 | 156.0 | 198.0 | 329.0 | 13.7 | fr-cu S, str | fr-cu NW | | — | — | — | 0.1 | 0.9 | 1.2 | 1.9 |
| 6.2 | 8.1 | 121 | 582 | 0 | 14.0 | 175.0 | 150.0 | **368.0** | **15.3** | str | cu NW, ci-str W, | | — | — | — | 0.2 | 0.9 | 0.9 | 2.3 |
| 4.4 | 7.4 | 0 | 547 | 0 | 6.0 | 84.0 | 108.0 | 331.0 | 13.8 | | cu NW [ci-cu | | — | — | — | 0.2 | 0.8 | 1.1 | 2.0 |
| 5.4 | **6.9** | 106 | 265 | 108 | 4.0 | 105.0 | 92.0 | 196.0 | 8.2 | str [SW | cu NW, ci-str N | | — | — | — | 0.2 | 0.6 | 0.8 | 2.1 |
| 5.8 | 7.6 | 118 | 515 | 0 | 26.0 | 136.0 | 111.0 | 223.0 | 9.3 | cu S, str S, ci-str | cu W, ci-str SW | ci-str W | — | — | — | 0.2 | 0.8 | 0.8 | 1.6 |
| 8.4 | 8.8 | 0 | 524 | 107 | 33.0 | 107.0 | 126.0 | 280.0 | 11.7 | str, ci-cu W, ci-str | cu NW, ci-str S | str | — | — | — | 0.2 | 0.8 | 0.9 | 1.8 |
| 10.0 | 10.0 | 0 | **775** | 159 | 24.0 | 123.0 | 87.0 | 257.0 | 10.7 | ni [W | cu NW, str S, ci-str | ci-str | — | — | — | 0.2 | 0.6 | 0.8 | 1.9 |
| 7.0 | 11.0 | 129 | 0 | 0 | 64.0 | 25.0 | 18.0 | 274.0 | 11.4 | ni | cu N, ni N | ni | — | 0.0 | — | 0.1 | 0.2 | 0.2 | 1.5 |
| 7.8 | 12.8 | 35 | 51 | 0 | 33.0 | 47.0 | 64.0 | 76.0 | 3.2 | cu N, ni | fr-cu N | str | 0.3 | — | — | 0.1 | 0.3 | 0.3 | **0.5** |
| 5.4 | 11.7 | 40 | 64 | 0 | 38.0 | 19.0 | 54.0 | 149.0 | 6.2 | ni | cu NW, str | | 0.0 | — | — | 0.1 | 0.2 | 0.3 | 0.7 |
| 5.1 | 9.6 | 0 | 67 | 138 | 38.0 | 13.0 | 66.0 | 111.0 | 4.6 | ni | | | — | — | — | 0.2 | 0.3 | 0.4 | 0.7 |
| 6.3 | 10.8 | 213 | 134 | 112 | 70.0 | 74.0 | 24.0 | 149.0 | 6.2 | fr-ni N | fr-cu NW, fr-ni N | | — | — | — | 0.1 | 0.2 | 0.4 | 0.8 |
| 2.5 | 11.7 | 30 | 31 | 58 | 18.0 | 45.0 | 39.0 | 116.0 | 4.8 | ni | ni | ci-str | 0.0 | 0.0 | — | 0.1 | 0.2 | 0.3 | 0.7 |
| 3.4 | 11.0 | 0 | 350 | 350 | 18.0 | 33.0 | 114.0 | 102.0 | 4.2 | ni | cu N, ni | cu | — | 0.1 | — | 0.2 | 0.2 | 0.5 | 0.7 |
| 10.0 | 10.5 | 42 | 479 | 148 | 34.0 | 123.0 | 110.0 | 181.0 | 7.5 | | cu NW | str | — | — | — | 0.1 | 1.0 | 1.2 | 0.8 |
| 5.5 | 8.8 | 70 | 498 | 81 | 10.0 | 67.0 | 106.0 | 243.0 | 10.1 | | cu NW | | — | — | — | 0.3 | 0.6 | 0.7 | **2.5** |
| 4.5 | 8.8 | 110 | 354 | 59 | 14.0 | 54.0 | 83.0 | 187.0 | 7.8 | ni | | | — | — | — | 0.2 | 0.4 | 0.7 | 1.5 |
| 6.0 | 9.6 | 117 | 326 | 46 | 43.0 | 58.0 | 30.0 | 180.0 | 7.5 | fr-cu, fr-ni NE, ci- | cu N, ni, a-cu (2) | | — | — | — | 0.2 | 0.4 | 0.2 | 1.3 |
| 5.4 | 11.2 | 0 | 130 | 97 | 13.0 | 35.0 | 18.0 | 101.0 | 4.2 | ni [str S | ni, str-cu N, ci-str | ni | 0.1 | — | — | 0.2 | 0.2 | 0.2 | 0.8 |
| 7.8 | 13.1 | 0 | 354 | 0 | 34.0 | 105.0 | 90.0 | 87.0 | 3.6 | str-cu, a-cu N, ci N | cu NW | | — | — | — | 0.3 | 0.8 | 0.9 | 0.7 |
| 10.0 | 10.4 | 0 | 469 | 0 | 8.0 | 97.0 | 100.0 | 203.0 | 8.5 | fr-cu S, str | cu NW | | — | — | — | 0.3 | 0.7 | 1.0 | 2.0 |
| 5.7 | 10.3 | 66 | 206 | 0 | 9.0 | 47.0 | 57.0 | 206.0 | 8.6 | str NE | cu NW, str-cu SW | ni | — | — | — | 0.3 | 0.4 | 0.4 | 2.0 |
| 5.8 | 9.8 | 59 | 335 | 61 | 24.5 | 81.1 | 88.5 | 192.2 | 8.0 | | | | 0.4 | 0.1 | — | 5.5 | 15.7 | 19.2 | 40.2 |

Las observaciones se efectuaron según hora oficial de Chile (75° de long.)

Alle Beobachtungen nach chilenischer Einheitszeit (75° Länge).

a-str N, ci NW. (2) NW, ci-cu NW, ci-str NW.

**SANTIAGO** (H = 520 m) **DICIEMBRE 1912** φ = 33° 27′ S λ = 70° 42′ W $C_g = -0.7$ / $-0.6$

| Día / Tag | Barómetro Barometer 700 mm + 7a | 2p | 9p | Temperatura del aire Lufttemperatur C° 7a | 2p | 9p | Max. | Min. | Humedad absoluta Absolute Feuchtigkeit mm 7a | 2p | 9p | Humedad relativa Relative Feuchtigkeit % 7a | 2p | 9p | Dirección y fuerza del viento Richtung und Stärke des Windes 0—12 B 7a | 2p | 9p | Nebulosidad Bewölkung 0—10 7a | 2p | 9p | Agua caída Niederschlag mm 7a-7a | Notas Bemerkungen |
|---|---|---|---|---|---|---|---|---|---|---|---|---|---|---|---|---|---|---|---|---|---|---|
| 1 | 14 8 | 12.9 | 13.6 | 16.2 | 27.5 | 15.0 | 28.5 | 9.4 | 9.8 | 11.2 | 10.4 | 72 | 42 | 82 | SW 1 | SW 3 | C 0 | 0 | 1 | 0 | — | |
| 2 | 14.2 | 13.3 | 14.4 | 17.0 | 26.9 | 15.4 | 28.0 | 9.5 | 11.5 | 12.0 | 11.0 | 79 | 46 | 84 | C 0 | WSW 3 | SE 2 | 0 | 1 | 0 | — | |
| 3 | 13.6 | 12.9 | 14.5 | 15.0 | 28.2 | 16.1 | 29.0 | 9.6 | 10.8 | **14.4** | 9.7 | 85 | 51 | 72 | C 0 | SW 3 | SW 2 | 0 | 1 | 1 | — | $\infty^2$ 1 |
| 4 | 15.1 | 15.1 | 16.9 | 12.8 | 24.0 | 10.5 | 25.2 | 9.0 | 10.0 | 10.3 | 8.5 | **90** | 47 | 89 | C 0 | SW 3 | SE 1 | 10 | 2 | 2 | — | $\triangle^2$ am |
| 5 | **17.9** | 17.2 | 17.5 | 12.0 | 22.6 | 15.1 | 25.4 | 9.2 | 9.3 | 9.9 | 10.0 | 89 | 49 | 78 | C 0 | SW 2 | SE 1 | 10 | 1 | 0 | 0.0 | $\equiv^0$ am |
| 6 | 15.0 | 12.7 | 12.7 | 18.1 | 29.5 | 15.1 | 30.5 | 9.1 | 9.5 | 10.4 | 7.7 | 62 | 34 | 53 | C 0 | W 3 | SE 2 | 0 | 1 | 0 | — | $\infty^1$ 1 |
| 7 | 13.6 | 13.3 | 15.1 | 17.9 | 26.9 | 14.0 | 28.0 | 9.0 | 8.4 | 9.3 | 7.2 | 55 | 35 | 60 | C 0 | SW 3 | SE 1 | 0 | 1 | 0 | — | $\infty^1$ 1 |
| 8 | 14.8 | 15.6 | 15.8 | 17.3 | 26.0 | 14.0 | 27.5 | 7.9 | 8.1 | 9.5 | 8.4 | 55 | 38 | 71 | C 0 | SW 2 | SE 1 | 0 | 1 | 0 | — | |
| 9 | 17.4 | 16.5 | 17.1 | 16.0 | 25.3 | 13.5 | 26.0 | 8.2 | 7.9 | 9.1 | 6.5 | 58 | 38 | 57 | C 0 | SW 3 | SW 1 | 2 | 1 | 0 | — | |
| 10 | 17.7 | 16.2 | 16.3 | 14.2 | 25.2 | 14.6 | 26.5 | **6.7** | 7.3 | 8.5 | 8.3 | 60 | 35 | 67 | C 0 | SW 3 | SW 1 | 0 | 1 | 0 | — | $\infty^0$ 1 |
| 11 | 16.6 | 15.3 | 17.6 | 16.2 | 25.5 | 14.7 | 27.9 | 8.0 | 8.6 | 9.1 | 6.7 | 63 | 37 | 53 | C 0 | SSW 2 | S 2 | 0 | 7 | 0 | — | $\infty^0$ 1 |
| 12 | 17.0 | 16.0 | 16.7 | 16.8 | 28.4 | 16.4 | 30.0 | 8.4 | 7.6 | 8.5 | 6.1 | 53 | 29 | 44 | C 0 | SW 2 | S 2 | 0 | 1 | 0 | — | $\triangle^1$ am; $\infty^1$ 1 |
| 13 | 17.1 | 15.8 | 16.7 | 19.4 | 28.4 | 16.5 | 29.6 | 8.5 | 7.6 | 7.9 | 6.7 | 45 | 28 | 49 | C 0 | SSW 3 | SE 2 | 0 | 0 | 0 | — | $\triangle^1$ am; $\infty^1$ 1 |
| 14 | 17.0 | 16.1 | 16.6 | 13.5 | 27.5 | 18.0 | 29.1 | 8.6 | **5.6** | 5.7 | 8.8 | 46 | 27 | 57 | C 0 | SW 2 | SW 3 | 0 | 0 | 8 | — | |
| 15 | 16.5 | 16.1 | 16.5 | 16.3 | 27.3 | 18.0 | 31.0 | 8.9 | 9.6 | 8.9 | 9.0 | 70 | 33 | 59 | C 0 | SW 3 | S 1 | 7 | 0 | 2 | — | |
| 16 | 16.1 | 13.7 | 14.3 | 19.8 | 31.7 | 20.2 | **33.4** | 8.5 | 11.2 | 11.4 | 12.7 | 66 | 33 | 72 | C 0 | SW 2 | C 0 | 0 | 1 | 4 | — | $\triangle^1$ am |
| 17 | 13.6 | 13.0 | 15.0 | 23.0 | 28.2 | 16.9 | 30.3 | 12.6 | 12.0 | 13.5 | 11.9 | 58 | 48 | 83 | C 0 | SW 2 | SW 2 | 0 | 3 | 0 | — | $\infty^1$ 1 |
| 18 | 16.2 | 16.4 | 16.7 | 17.6 | 27.1 | 17.0 | 28.7 | 10.6 | 12.0 | 13.3 | 11.9 | 80 | 50 | 82 | C 0 | SW 3 | SE 1 | 0 | 0 | 0 | — | $\infty^0$ 1 |
| 19 | 16.5 | 15.5 | 15.6 | 21.0 | 29.6 | 19.0 | 30.9 | 12.0 | 12.4 | 12.0 | 11.6 | 68 | 39 | 71 | C 0 | SW 3 | SE 1 | 0 | 1 | 0 | — | $\infty^2$ 1 |
| 20 | 14.2 | 12.3 | 13.1 | 20.7 | 31.4 | 16.2 | 32.8 | 12.8 | 11.0 | 9.9 | 9.6 | 60 | 29 | 70 | C 0 | SSW 2 | SE 1 | 0 | 1 | 0 | — | $\infty^1$ 1 |
| 21 | **12.0** | 12.2 | 13.0 | 18.0 | 29.3 | 16.5 | 30.0 | 11.0 | 7.7 | 12.7 | 11.8 | 50 | 42 | 85 | C 0 | SW 2 | SE 1 | 2 | 3 | 0 | — | |
| 22 | 14.2 | 13.0 | 13.7 | 18.9 | 27.8 | 16.0 | 30.6 | 12.0 | 11.7 | 12.9 | 11.6 | 72 | 47 | 85 | C 0 | SW 3 | SE 2 | 0 | 1 | 1 | — | $\infty^2$ 1, $\infty^0$ 3 |
| 23 | 14.2 | 14.5 | 14.8 | 19.2 | 27.2 | 15.2 | 27.6 | 10.3 | 12.2 | 7.2 | 9.6 | 74 | 27 | 75 | C 0 | SW 2 | SE 1 | 0 | 2 | 0 | — | $\infty^1$ 1 |
| 24 | 14.8 | 13.4 | 14.4 | 18.6 | 29.7 | 18.6 | 31.1 | 11.7 | 10.6 | 10.9 | 8.2 | 67 | 35 | 52 | C 0 | SW 3 | S 2 | 0 | 1 | 0 | — | $\infty^0$ 1 |
| 25 | 15.8 | 14.9 | 15.1 | 18.3 | 30.5 | 18.2 | 31.5 | 11.1 | 8.2 | 8.9 | 8.0 | 52 | 27 | 51 | C 0 | SW 3 | SE 1 | 0 | 1 | 1 | — | $\infty^1$ 1 |
| 26 | 15.1 | 14.1 | 13.3 | 19.7 | 29.7 | 16.2 | 30.7 | 11.4 | 9.2 | 7.7 | 8.1 | 54 | **24** | 59 | C 0 | SW 3 | SE 1 | 0 | 1 | 0 | — | $\infty^1$ 1 |
| 27 | 12.9 | 12.2 | 13.0 | 17.0 | 27.6 | 18.4 | 30.5 | 11.8 | 9.1 | 9.9 | 9.7 | 63 | 36 | 62 | C 0 | SW 3 | SSW 2 | 7 | 7 | 5 | — | $\infty^2$ 1, $\infty^2$ 3 |
| 28 | 15.0 | 15.4 | 16.6 | 14.8 | 22.6 | 16.0 | 24.0 | 12.5 | 10.7 | 10.8 | 9.9 | 85 | 53 | 73 | SE 1 | W 3 | S 1 | 10 | 4 | 10 | — | |
| 29 | 17.1 | 16.4 | 17.2 | 17.0 | 25.4 | 15.8 | 26.4 | 14.0 | 10.2 | 10.7 | 8.6 | 70 | 44 | 64 | W 1 | WSW 3 | SW 1 | 8 | 2 | 1 | — | |
| 30 | 17.0 | 15.4 | 15.4 | 16.4 | 29.6 | 18.4 | 30.6 | 8.5 | 9.2 | 10.5 | 9.4 | 66 | 34 | 59 | C 0 | W 3 | C 0 | 1 | 1 | 1 | — | $\infty^1$ 1 |
| 31 | 15.8 | 16.0 | 17.8 | 20.4 | 31.3 | 17.4 | 32.5 | 11.0 | 10.0 | 9.6 | 9.7 | 56 | 28 | 66 | C 0 | SW 3 | SSW 2 | 1 | 1 | 1 | — | $\infty^1$ 1, $\infty^1$ 2 |
| Pro. Mit. | 15.4 | 14.6 | 15.4 | 17.4 | 27.7 | 16.2 | 29.2 | 10.1 | 9.6 | 10.2 | 9.3 | 65 | 38 | 67 | 0.1 | 2.7 | 1.3 | 1.9 | 1.6 | 1.2 | 0.0 | |

**SAN FERNANDO** (H = 335 m) **DICIEMBRE 1912** φ = 34° 35′ S λ = 71° 04′ W $C_g$ = —

| | | | | | | | | | | | | | | | | | | | | | | |
|---|---|---|---|---|---|---|---|---|---|---|---|---|---|---|---|---|---|---|---|---|---|---|
| 1 | 30.1 | 29.2 | 29.6 | 15.2 | 26.9 | 17.0 | 27.8 | 10.5 | 9.3 | 12.2 | 10.4 | 72 | 46 | 72 | C 0 | S 3 | E 1 | 0 | 0 | 0 | — | $\triangle$ |
| 2 | 29.0 | 28.5 | 28.9 | 14.0 | 26.9 | 18.6 | 28.0 | 10.7 | 9.8 | 11.2 | 10.5 | 82 | 43 | 66 | SW 2 | SW 3 | SW 1 | 0 | $1^0$ | 0 | — | $\triangle$ |
| 3 | 29.3 | 28.9 | 29.3 | 11.8 | 27.8 | 16.3 | 28.3 | 10.3 | 10.1 | 12.8 | 8.9 | **98** | 46 | 64 | NW 1 | SW 3 | SW 4 | $10^1$ | 0 | 0 | — | $\equiv$ |
| 4 | 30.1 | 30.5 | 32.6 | 15.4 | 23.8 | 12.8 | 26.0 | 10.2 | 9.7 | 8.6 | 8.2 | 75 | 39 | 75 | NW 1 | SW 2 | SW 2 | 0 | $7^1$ | 0 | — | |
| 5 | 33.5 | 32.6 | 33.1 | 13.6 | 22.4 | 15.5 | 24.0 | 12.0 | 8.2 | 9.9 | 9.1 | 71 | 50 | 69 | SW 2 | SW 4 | C 0 | $10^1$ | $2^1$ | 0 | — | |
| 6 | 30.9 | 28.5 | 29.1 | 15.3 | 25.3 | 19.0 | 26.8 | 11.2 | 8.8 | 7.7 | 5.2 | 67 | 32 | 32 | S 3 | SSW 4 | SW 1 | 0 | 0 | 0 | — | $\triangle$ |
| 7 | 29.2 | 28.5 | 30.0 | 14.9 | 26.1 | 16.3 | 28.4 | 10.9 | 7.8 | 7.2 | 7.8 | 62 | 29 | 57 | SW 3 | SW 3 | SW 1 | 0 | 0 | 0 | — | |
| 8 | 29.9 | 29.0 | 29.0 | 13.6 | 22.4 | 17.2 | 26.2 | 10.7 | 9.6 | 10.8 | 8.3 | 83 | 54 | 57 | SW 3 | SSW 2 | SW 1 | $2^1$ | $7^1$ | 0 | — | $\triangle$ |
| 9 | 33.0 | 32.2 | 32.6 | 12.9 | 23.8 | 14.2 | 25.5 | 10.2 | 7.2 | 8.5 | 5.3 | 65 | 38 | 44 | E 1 | SW 2 | SW 3 | $8^1$ | $5^1$ | 0 | — | $\triangle$ |
| 10 | 33.8 | 31.8 | 31.9 | 12.6 | 23.4 | 15.4 | 23.7 | 9.0 | 8.1 | 8.4 | 8.1 | 75 | 39 | 62 | SW 3 | SW 3 | SW 3 | 0 | $1^1$ | 0 | — | $\triangle$ |
| 11 | 32.0 | 31.5 | 33.4 | 12.8 | 21.3 | 15.2 | 22.7 | 9.2 | 8.0 | 8.0 | 5.1 | 73 | 42 | 40 | SW 3 | SW 4 | SW 2 | 0 | $5^0$ | 0 | — | $\triangle$ |
| 12 | 32.8 | 31.8 | 31.8 | 14.4 | 24.6 | 18.8 | 25.8 | **8.4** | 8.5 | 7.1 | **4.8** | 70 | 31 | 30 | S 2 | SW 3 | SW 1 | 0 | $2^0$ | 0 | — | |
| 13 | 32.2 | 31.5 | 32.4 | 14.5 | 26.0 | 17.0 | 27.0 | 11.1 | 8.7 | 6.6 | 7.7 | 71 | 27 | 54 | SW 3 | SW 3 | SW 1 | 0 | 0 | 0 | — | |
| 14 | 32.3 | 30.8 | 31.6 | 14.2 | 23.7 | 18.5 | 24.6 | 10.6 | 8.2 | 9.1 | 7.7 | 68 | 42 | 49 | S 2 | SSW 2 | SW 2 | $3^0$ | $9^0$ | $8^0$ | — | |
| 15 | 32.1 | 33.6 | 31.7 | 15.9 | 26.9 | 18.9 | 28.6 | 11.8 | 9.4 | 8.8 | 8.4 | 70 | 34 | 52 | SW 1 | S 3 | C 0 | 0 | $1^0$ | 0 | — | |
| 16 | 31.0 | 29.3 | 29.0 | 17.7 | 28.0 | 20.6 | 29.3 | 11.0 | 12.2 | 11.6 | 10.1 | 81 | 42 | 56 | SW 1 | S 4 | C 0 | $5^1$ | $4^0$ | 2 | — | $\triangle$ |
| 17 | 28.4 | 27.8 | 29.9 | 20.3 | 28.5 | 18.2 | 29.7 | 16.5 | 13.2 | 12.2 | 11.0 | 74 | 43 | 71 | S 1 | SW 4 | SW 1 | 0 | $2^0$ | 0 | — | cu de cord 2 |
| 18 | 32.1 | 31.2 | **34.8** | 15.0 | 27.4 | 19.6 | 28.5 | 12.8 | 11.9 | **13.9** | 11.6 | 93 | 51 | 69 | WSW 2 | SW 4 | SW 1 | $10^1$ | $2^1$ | 0 | — | |
| 19 | 31.8 | 31.1 | 31.2 | 17.7 | 27.3 | 21.0 | 27.6 | 15.3 | 11.2 | 7.8 | 5.8 | 74 | 29 | 31 | SW 2 | SW 3 | SW 3 | 0 | 0 | 0 | — | |
| 20 | 30.2 | 27.6 | 27.1 | 15.0 | 28.0 | 18.2 | 28.6 | 12.0 | 8.9 | 12.1 | 10.5 | 70 | 43 | 67 | SE 3 | S 3 | C 0 | 0 | 0 | 0 | — | |
| 21 | **27.0** | 27.3 | 28.2 | 18.4 | 28.2 | 19.1 | 28.8 | 14.1 | 9.8 | 7.6 | 10.5 | 62 | 27 | 63 | C 0 | SW 3 | C 0 | 0 | $4^0$ | 0 | — | |
| 22 | 29.1 | 28.1 | 28.4 | 16.4 | 29.6 | 18.2 | 30.1 | 12.6 | 11.3 | 12.2 | 11.5 | 81 | 39 | 74 | SW 2 | SW 7 | C 0 | 0 | $3^0$ | $4^0$ | — | $\triangle$ |
| 23 | 29.0 | 29.6 | 30.5 | 17.7 | 27.8 | 18.4 | 28.1 | 13.0 | 11.9 | 10.3 | 10.3 | 79 | 37 | 65 | SW 2 | SW 5 | SW 5 | $2^0$ | $5^1$ | 0 | — | $\triangle^2$; cu de cord 2 |
| 24 | 30.5 | 29.5 | 30.0 | 14.0 | 24.4 | 19.4 | 25.4 | 10.4 | 9.2 | 9.3 | 7.5 | 78 | 41 | 45 | S 3 | SW 4 | SW 2 | 0 | 0 | 0 | — | $\triangle$ |
| 25 | 31.0 | 30.5 | 30.4 | 13.8 | 26.4 | 18.6 | 27.4 | 11.2 | 8.3 | 10.5 | 7.2 | 71 | 42 | 46 | S 2 | SW 3 | C 0 | 0 | 0 | 0 | — | $\triangle$ |
| 26 | 30.4 | 28.7 | 28.3 | 15.8 | 27.9 | 17.4 | 28.3 | 12.3 | 9.2 | 7.5 | 7.4 | 68 | 27 | 51 | SSW 3 | SW 4 | C 0 | 0 | 0 | 0 | — | $\triangle$ |
| 27 | 27.8 | 27.2 | 27.7 | 15.2 | 27.4 | 19.0 | 28.2 | 12.2 | 9.0 | 8.4 | 8.1 | 70 | 31 | 49 | S 2 | SW 1 | NE 2 | 0 | $5^1$ | 5 | — | $\triangle$; cu de cord 2 |
| 28 | 30.0 | 31.3 | 31.3 | 15.6 | 19.3 | 16.3 | 21.7 | 13.0 | 9.1 | 9.8 | 9.7 | 68 | 59 | 70 | NE 2 | NW 3 | C 0 | $4^1$ | $10^1$ | 10 | --- | |
| 29 | 27.4 | 32.2 | 32.4 | 14.2 | 22.4 | 16.2 | 25.5 | 12.6 | 8.4 | 9.6 | 9.1 | 69 | 48 | 66 | SW 2 | SW 2 | SW 1 | $7^1$ | $6^1$ | 0 | --- | $\triangle$; cu de cord 1 |
| 30 | 32.3 | 30.9 | 30.4 | 15.0 | 26.4 | 17.8 | 28.0 | 11.4 | 9.9 | 11.5 | 8.8 | 78 | 46 | 58 | SW 2 | SW 3 | C 0 | 0 | 0 | 0 | — | |
| 31 | 31.5 | 31.1 | 32.1 | 17.8 | 30.7 | 20.4 | **32.2** | 13.2 | 12.1 | 8.4 | 5.9 | 80 | **25** | 33 | S 1 | S 2 | SW 1 | 0 | 0 | 0 | — | |
| Pro. Mit. | 30.6 | 29.4 | 30.9 | 15.2 | 25.8 | 17.7 | 27.1 | 11.6 | 9.6 | 9.7 | 8.4 | 74 | 39 | 56 | 1.9 | 3.2 | 1.2 | 2.0 | 2.6 | 0.9 | — | |

Barómetro reducido a 0°C y a gravedad normal.

Barometer reduciert auf 0°C und Normalschwere

**STIAGO** (H=520 m) **DICIEMBRE 1912** φ = 33° 27′ S λ = 70° 42′ W $h_a$ = 11.1 m

| Temp. a la Intemp. Temp. im Freien. | Velocidad del viento Windgeschwindigkeit | | | | | | | | Nubes (clase y dirección) Wolken (Art und Richtung) | | | Agua caída Niederschlag | | | Evaporación Verdunstung | | | |
|---|---|---|---|---|---|---|---|---|---|---|---|---|---|---|---|---|---|---|
| | m/minuto | | | km | | | | | | | | mm | | | mm | | | |
| Max. Min. | 7a | 2p | 9p | 9p-7a | 7a-2p | 2p-9p | 7a-7a | k/1h | 7a | 2p | 9p | 7a | 2p | 9p | 7a | 2p | 9p | 7a-7a |
| 20 6.0 | 85 | 192 | 0 | 13.8 | 75.9 | 70.4 | 162.9 | 6.8 | | cu | | — | — | — | 0.2 | 1.5 | 1.2 | 4.0 |
| 17 6.3 | 0 | 309 | 159 | 21.0 | 69.3 | 81.8 | 167.3 | 7.0 | | cu | | — | — | — | 0.2 | 1.4 | 1.3 | 2.9 |
| 13 6.9 | 0 | 255 | 131 | 26.2 | 70.4 | 73.8 | 177.3 | 7.4 | | cu, str-cu | str | — | — | — | 0.1 | 1.5 | 1.3 | 2.8 |
| 13 6.5 | 0 | **321** | 74 | 22.3 | 92.2 | 97.9 | 166.5 | 6.9 | str | cu, cu-ca, str | str-cu | — | — | — | 0.1 | 1.2 | 1.1 | 2.9 |
| 10 6.7 | 0 | 167 | 83 | 18.5 | 50.4 | 55.6 | **208.6** | **8.7** | str-cu | str-cu | | 0.0 | — | — | 0.1 | 0.7 | 0.7 | 2.4 |
| 10 6.1 | 0 | 229 | 118 | 22.4 | 57.8 | 65.5 | **128.4** | **5.4** | | cu | | — | — | — | 0.3 | 1.7 | 1.8 | **1.7** |
| 11 5.9 | 0 | 268 | 55 | 18.4 | 70.7 | 74.6 | 141.7 | 5.9 | | cu, cu-ca | | — | — | — | 0.4 | 1.7 | 1.7 | 3.9 |
| 10 4.5 | 0 | 192 | 63 | 26.3 | 54.6 | 87.6 | 171.6 | 7.2 | | cu | | — | — | — | 0.2 | 2.0 | 1.3 | 3.6 |
| 11 5.0 | 0 | 191 | 44 | 34.5 | 73.9 | 72.3 | 176.7 | 7.4 | str | str-cu | | — | — | — | 0.2 | 1.4 | 1.4 | 3.5 |
| 9.6 **3.0** | 0 | 202 | 42 | 26.0 | 64.3 | 67.7 | 172.2 | 7.2 | | cu | | — | — | — | 0.4 | 1.4 | 1.5 | 3.2 |
| 20 4.4 | 0 | 164 | 137 | 29.9 | 58.0 | 68.6 | 161.9 | 6.7 | | str-cu, ci-cu | | — | — | — | 0.6 | 1.3 | 1.6 | 3.5 |
| 20 4.6 | 0 | 165 | 142 | 16.5 | 66.4 | 65.9 | 143.1 | 6.0 | | cu | | — | — | — | 0.4 | 2.0 | 2.0 | 3.3 |
| 25 4.6 | 0 | 228 | 164 | 28.6 | 61.6 | 67.3 | 160.9 | 6.7 | | | | — | — | — | 0.5 | 2.2 | 1.8 | 4.5 |
| 26 5.7 | 0 | 161 | 220 | 44.6 | 52.3 | 60.1 | 173.5 | 7.2 | | | a-cu | — | — | — | 0.2 | 2.1 | 1.7 | 4.2 |
| 15 6.2 | 0 | 201 | 67 | 35.9 | 57.0 | 73.4 | 148.3 | 6.2 | str-cu, ci | | | — | — | — | 0.2 | 2.1 | 1.6 | 4.0 |
| 5.9 6.7 | 0 | 168 | 0 | 26.2 | 48.5 | 62.5 | 156.6 | 6.5 | | cu | cu | — | — | — | 0.3 | 1.7 | 1.7 | 4.0 |
| 27 10.4 | 0 | 162 | 152 | 32.0 | 71.1 | 77.7 | 143.0 | 6.0 | | cu | | — | — | — | 0.3 | 1.8 | 1.4 | 3.7 |
| 07 8.5 | 0 | 241 | 62 | 28.9 | 75.3 | 59.2 | 177.7 | 7.4 | | cu, cu-ca | | — | — | — | 0.3 | 1.3 | 1.2 | 3.5 |
| 40 8.5 | 0 | 215 | 58 | 30.3 | 66.5 | 62.3 | 164.8 | 6.9 | | cu, cu-ca | | — | — | — | 0.3 | 1.9 | 2.0 | 2.8 |
| 57 10.0 | 0 | 125 | 55 | 32.7 | 61.2 | 71.9 | 161.5 | 6.7 | | cu | | — | — | — | 0.2 | 2.3 | 1.8 | 4.1 |
| 20 8.0 | 0 | 171 | 96 | 35.8 | 68.4 | 64.4 | 168.9 | 7.0 | str | str-cu | | — | — | — | 0.3 | 2.4 | 1.1 | 4.4 |
| 42 8.3 | 0 | 240 | 171 | 35.6 | 72.2 | 75.8 | 168.4 | 7.0 | | cu | | — | — | — | 0.3 | 1.9 | 1.3 | 3.8 |
| 44 7.6 | 0 | 163 | 56 | 17.6 | 75.0 | 69.0 | 165.6 | 6.9 | | cu-ca, str-cu, ci-cu | | — | — | — | 0.2 | 1.1 | 1.6 | 3.4 |
| 60 8.3 | 0 | 201 | 118 | 30.3 | 60.0 | 62.3 | 174.3 | 7.3 | | cu, cu-ca | | — | — | — | 0.2 | 1.9 | 1.7 | 2.9 |
| 41 7.6 | 0 | 208 | 96 | 29.1 | 63.1 | 53.5 | 151.4 | 6.3 | | cu-ca | str | — | — | — | 0.2 | 2.7 | 2.0 | 3.8 |
| 49 6.8 | 0 | 188 | 98 | 24.6 | 61.9 | 60.5 | 141.2 | 5.9 | | cu-ca | | — | — | — | 0.5 | 2.5 | 2.1 | **5.2** |
| 65 7.5 | 0 | 198 | 171 | 27.5 | 64.8 | 70.4 | 149.9 | 6.2 | str-cu, ci-cu | str-cu NW | str-cu | — | — | — | 0.3 | 2.1 | 1.4 | 4.9 |
| 25 9.0 | 97 | 294 | 78 | 52.6 | 68.4 | 77.9 | 187.8 | 7.8 | str | str-cu, cu NW | fr-ni | — | — | — | 0.4 | 1.0 | 1.0 | 3.9 |
| 07 12.0 | 49 | 286 | 68 | 32.1 | 68.0 | 66.3 | 178.4 | 7.4 | str-cu NW | cu-ca | cu al E | — | — | — | 0.4 | 1.4 | 1.4 | 2.4 |
| 44 5.0 | 0 | 255 | 35 | 15.8 | 73.1 | 64.9 | 150.1 | 6.3 | str E | cu | cu S, str E, cu | — | — | — | 0.2 | 1.8 | 1.8 | 3.0 |
| 44 7.0 | 0 | 210 | 164 | 15.1 | 65.7 | 67.0 | 153.1 | 6.4 | str S | cu | str | — | — | — | 0.3 | 2.5 | 2.0 | 3.9 |
| 26 6.9 | 7 | 212 | 96 | 27.5 | 65.7 | 69.3 | 163.0 | 6.8 | | | | 0.0 | — | — | 8.8 | 54.5 | 47.5 | 110.1 |

**N FERNANDO** (H=335 m) **DICIEMBRE 1912** φ = 34° 35′ S λ = 71° 04′ W $h_a$ = —

| | | | | | | | | | | | | | | | | | | |
|---|---|---|---|---|---|---|---|---|---|---|---|---|---|---|---|---|---|---|
| | | | | | | | | | | | | — | — | — | | | | |
| | | | | | | | | | | ci | | — | — | — | | | | |
| | | | | | | | | | str | | | — | — | — | | | | |
| | | | | | | | | | | str N, ci NNW | | — | — | — | | | | |
| | | | | | | | | | str | str-cu N | | — | — | — | | | | |
| | | | | | | | | | | | | — | — | — | | | | |
| | | | | | | | | | | | | — | — | — | | | | |
| | | | | | | | | | str S | str-cu N, ci-cu W | | — | — | — | | | | |
| | | | | | | | | | ci-str NW | str-cu N, ci NW | | — | — | — | | | | |
| | | | | | | | | | | str-cu N | | — | — | — | | | | |
| | | | | | | | | | | | | — | — | — | | | | |
| | | | | | | | | | | ci-cu NW | | — | — | — | | | | |
| | | | | | | | | | | ci | | — | — | — | | | | |
| | | | | | | | | | | | | — | — | — | | | | |
| | | | | | | | | | ci | ci-str | ci-str NW | — | — | — | | | | |
| | | | | | | | | | | ci | | — | — | — | | | | |
| | | | | | | | | | str SW, ci W | ci | ci | — | — | — | | | | |
| | | | | | | | | | | ci | | — | — | — | | | | |
| | | | | | | | | | str S | str | | — | — | — | | | | |
| | | | | | | | | | | | | — | — | — | | | | |
| | | | | | | | | | | | | — | — | — | | | | |
| | | | | | | | | | | ci | | — | — | — | | | | |
| | | | | | | | | | | ci | ci-str | — | — | — | | | | |
| | | | | | | | | | str W, ci | cu | | — | — | — | | | | |
| | | | | | | | | | | | | — | — | — | | | | |
| | | | | | | | | | | | | — | — | — | | | | |
| | | | | | | | | | | | | — | — | — | | | | |
| | | | | | | | | | | ci-cu | ci-cu | — | — | — | | | | |
| | | | | | | | | | str-cu | str-cu | str-cu | — | — | — | | | | |
| | | | | | | | | | str N | str-cu N | | — | — | — | | | | |
| | | | | | | | | | | | | — | — | — | | | | |
| | | | | | | | | | | | | — | — | — | | | | |
| | | | | | | | | | | | | — | — | — | | | | |

Las observaciones se efectuaron según hora oficial de Chile (75° de long.)

Alle Beobachtungen nach chilenischer Einheitszeit (75° Länge).

**TALCA** (H = 100 m) **DICIEMBRE 1912** φ = 35° 25′ S λ = 71° 47′ W $C_g$ =

| Día Tag | Barómetro Barometer 700 mm + | | | Temperatura del aire Lufttemperatur C° | | | | | Humedad absoluta Absolute Feuchtigkeit mm | | | Humedad relativa Relative Feuchtigkeit % | | | Dirección y fuerza del viento Richtung und Stärke des Windes 0—12 B | | | | | | Nebulosidad Bewölkung 0—10 | | | Agua caída Niederschlag mm | Notas Bemerkungen |
|---|---|---|---|---|---|---|---|---|---|---|---|---|---|---|---|---|---|---|---|---|---|---|---|---|---|
| | 7a | 2p | 9p | 7a | 2p | 9p | Max. | Min. | 7a | 2p | 9p | 7a | 2p | 9p | 7a | | 2p | | 9p | | 7a | 2p | 9p | 7a-7a | |
| 1 | 51.8 | 49.0 | 50 6 | 16.0 | 29.4 | 18.4 | 32.5 | 11.0 | 8.8 | 12.7 | 11.1 | 65 | 42 | 71 | C | 0 | SE | 1 | C | 0 | 0 | $2^0$ | 0 | — | |
| 2 | 51.4 | 49.7 | 49.9 | 18.6 | 29.2 | 19.2 | 30.5 | 11.0 | 11.5 | 13.3 | 10.6 | 72 | 44 | 64 | C | 0 | C | 0 | C | 0 | 0 | $5^1$ | 0 | — | |
| 3 | 51.5 | 48.9 | 50.3 | 15.6 | 29.2 | 18.6 | 31.5 | 9.8 | 9.9 | 11.9 | 10.2 | 75 | 39 | 64 | C | 0 | S | 1 | C | 0 | 0 | 0 | 0 | — | |
| 4 | 52.7 | 53.0 | 54.4 | 16.2 | 22.6 | 15.4 | 24.0 | 10.4 | 8.6 | 8.7 | 7.8 | 63 | 43 | 60 | C | 0 | N | 3 | N | 2 | $5^1$ | $7^1$ | $10^2$ | — | |
| 5 | **56.4** | 54.4 | 55.3 | 17.0 | 25.4 | 17.7 | 28.0 | 12.2 | 8.2 | 10.0 | 8.5 | 57 | 41 | 56 | C | 0 | C | 0 | C | 0 | $6^1$ | $5^1$ | 0 | — | |
| 6 | 53.9 | 49.8 | 51.6 | 17.2 | 28.2 | 18.2 | 28.0 | 9.5 | 8.8 | 6.4 | 8.6 | 60 | 22 | 55 | S | 1 | S | 1 | C | 0 | 0 | 0 | 0 | — | |
| 7 | 51.6 | 50.1 | 51.4 | 16.0 | 26.4 | 17.1 | 29.0 | 9.5 | 8.2 | 8.4 | 9.5 | 61 | 33 | 65 | C | 0 | S | 1 | N | 1 | 0 | $2^1$ | 0 | — | |
| 8 | 51.4 | 51.4 | 51.7 | 14.6 | 25.4 | 17.8 | 29.5 | 10.5 | 8.2 | 9.4 | 8.2 | 66 | 39 | 54 | SW | 1 | C | 0 | S | 1 | 0 | $5^1$ | 0 | — | |
| 9 | 55.4 | 54.8 | 55.2 | 15.8 | 24.2 | 14.4 | 29.5 | 9.5 | 7.6 | 7.4 | 7.5 | 57 | 33 | 62 | C | 0 | N | 1 | S | 2 | $9^0$ | $1^0$ | 0 | — | |
| 10 | **56.4** | 53.8 | 54.3 | 15.2 | 25.0 | 15.6 | 26.5 | **7.6** | 9.4 | 7.6 | 8.0 | 73 | 32 | 60 | C | 0 | C | 0 | S | 1 | $1^1$ | $1^0$ | 0 | — | |
| 11 | 56.3 | 54.2 | 55.8 | 15.2 | 24.2 | 16.0 | 25.5 | 10.5 | 7.3 | 7.1 | 7.3 | 56 | 32 | 54 | S | 2 | S | 3 | C | 0 | $1^0$ | $2^0$ | 0 | — | |
| 12 | 56.0 | 53.4 | 53.5 | 16.0 | 27.8 | 19.0 | 29.0 | 8.5 | 7.8 | **5.7** | 9.2 | 57 | **20** | 56 | S | 1 | S | 1 | S | 1 | 0 | 0 | 0 | — | |
| 13 | 55.2 | 52.8 | 53.8 | 16.6 | 27.4 | 17.3 | 29.0 | 9.3 | 9.4 | 8.0 | 8.6 | 67 | 29 | 58 | C | 0 | S | 2 | S | 1 | 0 | $2^0$ | 0 | — | |
| 14 | 54.7 | 52.3 | 53.7 | 14.4 | 27.0 | 19.1 | 29.5 | 10.4 | 8.3 | 9.9 | 8.9 | 68 | 37 | 54 | C | 0 | S | 1 | C | 0 | $9^1$ | $9^1$ | $10^2$ | — | |
| 15 | 53.6 | 52.6 | 53.1 | 18.6 | 30.0 | 21.5 | 31.5 | 10.0 | 8.4 | 8.0 | 12.3 | 53 | 25 | 65 | C | 0 | C | 0 | S | 1 | 0 | $1^0$ | 0 | — | |
| 16 | 53.5 | 50.3 | 50.5 | 20.6 | 31.6 | 24.6 | 33.5 | 16.0 | 13.8 | 11.5 | 13.4 | 76 | 33 | 58 | C | 0 | S | 3 | C | 0 | $9^1$ | $4^0$ | 0 | — | |
| 17 | 50.7 | 49.5 | 50.1 | 19.5 | 30.4 | 21.2 | 32.5 | 17.5 | 12.9 | 14.0 | 12.1 | 77 | 43 | 64 | S | 1 | N | 2 | NW | 1 | $9^0$ | $4^1$ | 2 | — | |
| 18 | 53.6 | 53.5 | 53.3 | 18.8 | 30.6 | 23.0 | 32.5 | 15.0 | 13.0 | **14.4** | 11.6 | **80** | 44 | 56 | C | 0 | S | 1 | C | 0 | 0 | $1^0$ | 0 | — | |
| 19 | 54.8 | 52.9 | 53.0 | 19.0 | 30.0 | 20.9 | 31.0 | 16.0 | 11.3 | 7.3 | 7.9 | 69 | 23 | 43 | S | 2 | S | 2 | S | 1 | 0 | 0 | 0 | — | |
| 20 | 53.0 | 49.4 | 49.3 | 16.5 | 31.8 | 23.6 | 33.5 | 11.5 | 8.5 | 7.6 | 9.5 | 60 | 22 | 44 | S | 1 | S | 1 | C | 0 | 0 | 0 | 0 | — | |
| 21 | 48.7 | **48.0** | 49.6 | 20.6 | 30.1 | 22.4 | 31.9 | 15.0 | 10.7 | 11.7 | 11.5 | 59 | 37 | 57 | C | 0 | S | 2 | N | 2 | 0 | $2^0$ | 0 | — | |
| 22 | 50.7 | 49.0 | 49.6 | 19.0 | 31.4 | 19.4 | 32.5 | 13.5 | 13.9 | 14.3 | 11.6 | 63 | 42 | 69 | C | 0 | N | 2 | C | 0 | $1^0$ | $2^0$ | 3 | — | |
| 23 | 51.1 | 51.7 | 52.9 | 21.4 | 28.8 | 18.2 | 30.0 | 12.5 | 13.1 | 11.5 | 11.4 | 69 | 39 | 73 | C | 0 | S | 1 | C | 0 | 0 | $3^1$ | 0 | — | |
| 24 | 53.4 | 51.7 | 52.5 | 16.4 | 27.0 | 19.8 | 29.5 | 11.5 | 7.6 | 7.0 | 7.5 | 54 | 26 | 44 | S | 1 | SE | 3 | C | 0 | 0 | 0 | 0 | — | |
| 25 | 53.0 | 52.5 | 51.7 | 14.9 | 30.4 | 19.0 | 31.0 | 11.0 | 8.9 | 8.9 | 7.6 | 70 | 28 | 46 | C | 0 | S | 1 | C | 0 | 0 | 0 | 2 | — | |
| 26 | 51.9 | 51.6 | 50.8 | 16.6 | 29.6 | 21.7 | 30.5 | 12.1 | 10.4 | 9.3 | 10.2 | 74 | 30 | 53 | C | 0 | C | 0 | C | 0 | 0 | 0 | 0 | — | |
| 27 | 50.8 | 49.0 | 49.3 | 16.2 | 29.2 | 22.2 | 30.9 | 11.0 | 10.1 | 11.1 | 9.1 | 73 | 37 | 46 | C | 0 | S | 2 | C | 0 | $5^0$ | $4^1$ | 6 | — | |
| 28 | 51.5 | 54.1 | 54.2 | 17.1 | 21.4 | 18.1 | 22.5 | 15.4 | 9.1 | 10.6 | 9.4 | 63 | 56 | 61 | N | 1 | N | 1 | C | 0 | $7^1$ | $9^2$ | $10^2$ | — | |
| 29 | 54.7 | 54.5 | 54 3 | 17.0 | 24.9 | 17.8 | 28.0 | 13.5 | 10.3 | 9.1 | 9.8 | 71 | 39 | 64 | C | 0 | C | 0 | S | 1 | $5^1$ | $4^1$ | 0 | — | |
| 30 | 55.1 | 52.4 | 51.7 | 17.4 | 29.2 | 21.0 | 30.5 | 11.5 | 11.0 | 8.4 | 8.7 | 74 | 28 | 47 | S | 1 | S | 1 | C | 0 | 0 | 0 | 0 | — | |
| 31 | 53.5 | 52.4 | 53.4 | 18.4 | 32.4 | 21.3 | **34.6** | 11.5 | 10.5 | 8.5 | 8.0 | 67 | 23 | 43 | C | 0 | C | 0 | C | 0 | 0 | 0 | 0 | — | |
| Pro. Mit. | 53.1 | 51.7 | 52.3 | 17.2 | 28.1 | 19.3 | 29.9 | 11.7 | 9.9 | 9.7 | 9.5 | 66 | 34 | 57 | | 0.4 | | 1.2 | | 0.5 | 2.2 | 2.4 | 1.4 | — | |

**PUNTA CARRANZA** (H = 30 m) **DICIEMBRE 1912** φ = 35° 36′ S λ = 72° 38′ W $C_g$ = −0

| | | | | | | | | | | | | | | | | | | | | | | | | | |
|---|---|---|---|---|---|---|---|---|---|---|---|---|---|---|---|---|---|---|---|---|---|---|---|---|---|
| 1 | 56.3 | 56.9 | 56.3 | 13.0 | 15.2 | 12.8 | 17.5 | 10.0 | 9.8 | 11.2 | 10.0 | 89 | 87 | 91 | NNE | 2 | NNE | 2 | C | 0 | $10^1$ | 0 | 10 | — | $\triangle^1$ am; $\infty^1$ NE MD |
| 2 | 55.6 | 56.2 | 56.1 | 11.6 | 16.4 | 12.2 | 16.8 | 10.0 | 9.7 | 10.4 | 8.6 | 96 | 75 | 82 | SW | 1 | WSW | 2 | SW | 3 | $10^1$ | $10^1$ | $10^2$ | — | ≡ 2a10-8a40, 8p40-MN |
| 3 | 56.0 | 56.6 | 56.2 | 12.0 | 16.0 | 12.2 | 16.3 | 10.0 | 9.2 | 10.7 | 9.6 | 89 | 79 | 91 | SW | 2 | SW | 3 | WSW | 2 | $10^1$ | 0 | 0 | — | |
| 4 | 57.3 | 58.2 | **61.0** | 14.0 | 18.2 | 13.2 | 18.4 | 8.8 | 8.0 | 11.0 | 8.5 | 67 | 71 | 75 | WSW | 1 | SW | 1 | NE | 1 | $10^2$ | $9^0$ | $2^0$ | — | $\equiv^1$ 2a-6a |
| 5 | 60.1 | 60.2 | 60.1 | 15.2 | 17.2 | 13.8 | 19.5 | 11.5 | 10.1 | 11.4 | 8.1 | 79 | 78 | 69 | S | 1 | SW | 2 | SW | 5 | $10^0$ | $2^0$ | 0 | — | cu-ca de cord 2 |
| 6 | 58.1 | 56.5 | 55.8 | 15.6 | 16.0 | 12.6 | 16.2 | 10.0 | 9.8 | 9.9 | 9.6 | 75 | 73 | 89 | SSW | 2 | SW | 6 | SW | 5 | 0 | 0 | 0 | — | $\triangle^0$ am; $\infty^0$ NE MD |
| 7 | 56.1 | 57.1 | 57.0 | 15.0 | 16.0 | 13.0 | 17.2 | 9.8 | 8.6 | 12.1 | 9.8 | 68 | 89 | 89 | SSW | 4 | WSW | 3 | SW | 3 | 0 | 0 | 0 | — | |
| 8 | 56.9 | 57.4 | 57.5 | 15.4 | 15.6 | 13.6 | 16.3 | 10.0 | 10.0 | 8.5 | 8.2 | 77 | 64 | 71 | SSW | 2 | SW | 3 | SW | 4 | $3^0$ | $2^0$ | 0 | — | $\triangle^1$ am |
| 9 | 59.0 | 60.3 | 60.3 | 14.0 | 16.0 | 12.8 | 18.6 | 9.8 | 8.7 | 10.7 | 9.2 | 74 | 79 | 85 | SW | 2 | SW | 2 | SW | 2 | 0 | 0 | 0 | — | |
| 10 | 60.7 | 59.8 | 59.5 | 17.0 | 20.2 | 13.2 | 20.5 | 10.0 | 10.1 | 12.8 | 9.0 | 70 | 73 | 80 | SSE | 1 | SW | 2 | SW | 5 | 0 | $2^1$ | $2^1$ | — | |
| 11 | 59.5 | 59.5 | **61.0** | 14.0 | 14.0 | 12.2 | 15.0 | 9.6 | 7.5 | 8.0 | 8.1 | 63 | 67 | 76 | SSW | 4 | SW | 5 | SW | 7 | 0 | $3^0$ | 0 | — | |
| 12 | 60.2 | 59.4 | 59.2 | 15.2 | 15.0 | 12.6 | 15.4 | **8.5** | **7.0** | 9.2 | 9.3 | **54** | 72 | 87 | SSW | 3 | SW | 6 | SW | 8 | 0 | 0 | 0 | — | |
| 13 | 59.0 | 59.2 | 59.8 | 14.2 | 14.4 | 12.6 | 16.2 | **8.5** | 9.6 | 9.3 | 8.6 | 80 | 76 | 80 | SSW | 4 | SW | 3 | SW | 3 | 0 | $6^0$ | 0 | — | |
| 14 | 58.9 | 59.0 | 59.0 | 14.0 | 18.0 | 14.6 | 19.2 | 10.0 | 8.2 | 9.5 | 11.5 | 69 | 62 | 93 | S | 2 | SW | 3 | SW | 3 | $8^1$ | $8^0$ | $10^2$ | — | $\triangle^1$ am |
| 15 | 59.0 | 59.3 | 58.9 | 16.0 | 21.4 | 15.0 | **22.2** | 10.5 | 10.7 | **16.5** | 11.3 | 79 | 87 | 89 | SE | 1 | SSE | 2 | SW | 4 | 0 | $10^2$ | 5 | — | $\equiv^2$ 1p45-9p20, $\equiv^1$ 9p20- |
| 16 | 58.6 | 56.0 | 56.8 | 15.6 | 16.8 | 14.0 | 17.2 | 12.5 | 12.0 | 11.0 | 11.4 | 91 | 77 | 96 | SSW | 3 | SW | 4 | SSW | 6 | $8^1$ | $4^0$ | $10^2$ | — | $\equiv^2$ MN-2a, 7a30-7p40 |
| 17 | 54.0 | 55.6 | 56.2 | 14.0 | 17.0 | 13.6 | 18.2 | 12.0 | 11.6 | 11.5 | 10.8 | **98** | 80 | 94 | SW | 4 | WNW | 1 | WNW | 1 | $10^2$ | $10^2$ | $10^0$ | — | $\equiv^2$ 7a-11p15 |
| 18 | 59.3 | 59.0 | 59.5 | 17.0 | 17.2 | 16.0 | 18.0 | 12.0 | 11.5 | 11.9 | 12.4 | 80 | 82 | 91 | N | 1 | N | 1 | SW | 4 | $10^2$ | $10^2$ | $10^2$ | — | |
| 19 | 59.0 | 58.5 | 58.7 | 15.0 | 15.8 | 15.8 | 18.9 | 10.1 | 9.9 | 10.8 | 12.2 | 78 | 81 | 91 | SW | 4 | SW | 5 | SW | 4 | 0 | 0 | 0 | — | |
| 20 | 58.0 | 56.5 | 54.7 | 12.0 | 16.0 | 14.0 | 19.0 | 10.1 | 9.2 | 11.5 | 10.6 | 89 | 85 | 90 | SW | 2 | SW | 4 | SSW | 4 | 0 | 0 | 0 | — | $\triangle^2$ am |
| 21 | **52.4** | 53.8 | 54.8 | 17.8 | 15.6 | 14.4 | 18.2 | 10.0 | 12.6 | 10.9 | 10.8 | 88 | 83 | 90 | SSW | 1 | NNE | 3 | NE | 2 | 0 | 0 | 0 | — | $\infty^2$ NE t |
| 22 | 55.6 | 56.1 | 55.4 | 14.6 | 18.0 | 15.2 | 18.2 | 11.8 | 11.3 | 12.0 | 11.5 | 91 | 78 | 89 | NNE | 2 | NNE | 1 | W | 2 | $10^2$ | $10^1$ | $10^1$ | — | |
| 23 | 55.5 | 57.9 | 58.0 | 12.4 | 19.0 | 13.8 | 19.7 | 11.0 | 10.2 | 13.2 | 9.1 | 95 | 81 | 78 | SW | 3 | SW | 1 | SW | 6 | $10^2$ | $10^2$ | 0 | — | $\equiv^1$ 5a20-9a40, 1p20-3p1 |
| 24 | 57.9 | 56.8 | 57.2 | 17.0 | 16.4 | 13.4 | 16.5 | 10.0 | 8.7 | 9.4 | 9.6 | 61 | 68 | 85 | SSW | 3 | SW | 7 | SSW | 7 | 0 | 0 | 0 | — | $\infty^2$ NE t |
| 25 | 58.0 | 59.6 | 57.3 | 13.0 | 16.0 | 15.8 | 16.1 | 10.1 | 10.4 | 10.7 | 9.2 | 94 | 79 | 68 | SW | 4 | SW | 5 | SW | 6 | 0 | 0 | 0 | — | |
| 26 | 57.1 | 57.0 | 55.3 | 12.0 | 15.2 | 12.8 | 16.2 | 10.5 | 9.2 | 9.6 | 9.0 | 89 | 74 | 82 | SW | 2 | SW | 4 | SW | 8 | 0 | 0 | 0 | — | |
| 27 | 54.6 | 55.0 | 55.1 | 14.0 | 16.0 | 12.6 | 16.0 | 10.0 | 10.6 | 10.7 | 9.3 | 90 | 79 | 87 | SSW | 2 | SSW | 3 | SSW | 3 | $4^0$ | 0 | 0 | — | |
| 28 | 55.9 | 57.6 | 58.1 | 14.8 | 17.0 | 13.8 | 18.0 | 10.5 | 10.3 | 12.6 | 10.4 | 83 | 88 | 90 | NW | 1 | NW | 1 | NW | 1 | $4^0$ | 0 | 0 | — | |
| 29 | 58.8 | 59.5 | 59.7 | 15.0 | 16.8 | 15.0 | 17.3 | 10.7 | 9.9 | 10.2 | 11.3 | 78 | 72 | 89 | NW | 2 | NNW | 2 | SSW | 2 | $2^2$ | 0 | 0 | — | |
| 30 | 59.1 | 57.9 | 57.8 | 17.2 | 16.8 | 14.2 | 17.5 | 10.5 | 10.5 | 11.0 | 10.4 | 72 | 77 | 87 | SSW | 2 | SW | 5 | SW | 6 | 0 | 0 | 0 | — | $\triangle^1$ am |
| 31 | 57.2 | 58.4 | 59.0 | 16.6 | 17.0 | 13.6 | 17.5 | 11.0 | 11.2 | 11.5 | 9.5 | 79 | 80 | 82 | SSW | 2 | SW | 3 | SSW | 2 | 0 | 0 | 0 | — | |
| Pro. Mit. | 57.5 | 57.8 | 57.8 | 14.7 | 16.7 | 13.7 | 17.7 | 10.3 | 9.9 | 11.0 | 9.9 | 80 | 77 | 85 | | 2.3 | | 3.0 | | 3.8 | 3.8 | 3.1 | 2.6 | — | |

Barómetro reducido a 0°C y a gravedad normal

Barometer reduciert auf 0°C und Normalsch.

## ...CA (H = 100 m) — DICIEMBRE 1912 — φ = 35° 25′ S — λ = 71° 47′ W — $h_a$ = 2.9 m

| ...mp. a la ...temp. Temp. a Freien. | | Velocidad del viento Windgeschwindigkeit | | | | | | | Nubes (clase y dirección) Wolken (Art und Richtung) | | | Agua caída Niederschlag | | | Evaporación Verdunstung | | | |
|---|---|---|---|---|---|---|---|---|---|---|---|---|---|---|---|---|---|---|
| | | m/minuto | | | km | | | | | | | mm | | | mm | | | |
| ax. | Min. | 7a | 2p | 9p | 9p-7a | 7a-2p | 2p-9p | 7a-7a | k/1h | 7a | 2p | 9p | 7a | 2p | 9p | 7a | 2p | 9p | 7a-7a |
| 14.5 | 10.2 | 0 | 27 | 0 | 49.3 | 13.8 | 32.4 | 126.8 | 5.3 | | ci W | | — | — | — | 1.0 | 1.4 | 2.0 | 4.8 |
| 13.0 | 9.0 | 0 | 25 | 0 | 22.7 | 27.1 | -34.9 | 68.9 | 2.9 | | a-str SW | | — | — | — | 0.3 | 3.7 | 2.2 | 3.7 |
| 16.0 | 8.6 | 0 | 44 | 0 | 27.7 | 11.7 | 45.6 | 89.7 | 3.7 | | | | — | — | — | 1.6 | 1.6 | 2.0 | **7.5** |
| 11.0 | 9.7 | 0 | **230** | 165 | 21.5 | 41.3 | 36.5 | 78.8 | 3.3 | fr-cu NW | str-cu W | str-cu | — | — | — | 0.8 | 1.8 | 1.3 | 4.4 |
| 15.0 | 11.0 | 10 | 25 | 27 | 35.0 | 31.8 | 23.1 | 112.8 | 4.7 | a-cu S | fr-cu N | | — | — | — | 0.5 | 2.4 | 1.6 | 3.6 |
| 14.5 | 10.0 | 35 | 35 | 0 | 32.1 | 47.6 | 30.6 | 87.0 | 3.6 | | | | — | — | — | 0.6 | 2.0 | 2.0 | 4.6 |
| 15.6 | 7.5 | 0 | 71 | 39 | 21.4 | 40.2 | 21.8 | 99.6 | 4.2 | | ci-cu SW | | — | — | — | 0.8 | 1.7 | 1.8 | 4.8 |
| 16.5 | 9.5 | 70 | 0 | 37 | 35.7 | 35.6 | 29.0 | 97.7 | 4.1 | | a-cu SW | | — | — | — | 0.6 | 1.4 | 1.7 | 4.1 |
| 19.5 | 18.5 | 0 | 50 | 121 | 45.5 | 14.0 | 41.4 | 110.1 | 4.6 | ci S | ci S | | — | — | — | 0.5 | 1.4 | 1.6 | 3.6 |
| 14.0 | **6.5** | 20 | 0 | 37 | 5.6 | 43.2 | 43.5 | **61.0** | **2.5** | ci S | ci E | | — | — | — | 0.3 | 1.5 | 1.2 | 3.3 |
| 14.5 | 9.0 | 120 | 205 | 20 | 40.3 | 53.2 | 23.8 | 127.0 | 5.3 | ci | ci SW | | — | — | — | 0.4 | 2.4 | 1.4 | **8.1** |
| 14.0 | **6.5** | 40 | 37 | 63 | 24.1 | 58.4 | 18.2 | 101.1 | 4.2 | | | | — | — | — | 0.6 | 1.3 | 3.0 | 4.4 |
| 17.0 | **6.5** | 10 | 122 | 69 | 35.6 | 34.2 | 36.1 | 112.2 | 4.7 | | ci-cu NW | | — | — | — | 0.6 | 2.0 | 1.5 | 4.9 |
| 15.0 | 8.4 | 0 | 29 | 0 | 2.4 | 32.3 | 26.4 | 72.7 | 3.0 | a-str SSW | ci-cu W | ci-cu | — | — | — | 0.5 | 1.6 | 1.3 | 4.0 |
| 16.0 | 9.2 | 0 | 0 | 65 | 24.7 | 19.6 | 34.4 | 83.4 | 3.5 | | ci W | | — | — | — | 0.6 | 1.5 | 1.8 | 3.5 |
| 17.5 | 14.5 | 15 | 185 | 0 | 41.1 | 51.2 | 48.1 | 95.1 | 4.0 | ci-cu S | ci SW | | — | — | — | 0.3 | 1.9 | 2.6 | 3.6 |
| 14.5 | 16.0 | 37 | 148 | 98 | 35.6 | 31.4 | 84.7 | 134.9 | 5.6 | ci-cu SSW | ci-cu SSW | ci-cu | — | — | — | 0.8 | 1.8 | 3.3 | 5.3 |
| 14.0 | 10.0 | 25 | 51 | 0 | 8.5 | 14.3 | 34.1 | 124.6 | 5.2 | | ci NE | | — | — | — | 0.8 | 1.5 | 1.6 | 5.9 |
| 16.0 | 15.0 | 100 | 125 | 69 | 36.7 | 60.4 | 44.3 | 85.1 | 3.5 | | | | — | — | — | 0.8 | 2.6 | 2.4 | 3.9 |
| 15.0 | 9.5 | 30 | 90 | 0 | 36.6 | 45.9 | 28.9 | **141.3** | **5.9** | | | | — | — | — | 0.9 | 1.9 | 2.2 | 5.9 |
| 15.5 | 13.0 | 0 | 121 | 135 | 34.1 | 70.9 | 14.9 | 108.9 | 4.5 | | ci N | | — | — | — | 0.9 | 2.5 | 3.0 | 5.0 |
| 17.0 | 11.5 | 0 | 175 | 0 | 18.0 | 32.6 | 49.8 | 103.8 | 4.3 | ci-str SW | ci-str WSW | ci N | — | — | — | 0.8 | 2.6 | 1.4 | 6.3 |
| 18.0 | 11.0 | 0 | 70 | 0 | 1.1 | 42.0 | 33.6 | 83.5 | 3.5 | | ci-cu SW | | — | — | — | 0.4 | 2.0 | 1.2 | 4.4 |
| 18.5 | 9.5 | 60 | 200 | 0 | 63.6 | 68.1 | 25.5 | 139.2 | 5.8 | | | | — | — | — | 0.6 | 2.2 | 2.3 | 3.8 |
| 16.0 | 9.0 | 0 | 79 | 0 | 41.0 | 57.8 | 23.6 | 134.6 | 5.6 | | | str | — | — | — | 0.5 | 1.8 | 2.2 | 5.0 |
| 16.0 | 11.4 | 0 | 20 | 0 | 42.1 | 24.8 | 14.8 | 123.5 | 5.1 | | | | — | — | — | 0.6 | 1.8 | 2.0 | 4.6 |
| 17.5 | 9.5 | 25 | 101 | 0 | 28.3 | 33.5 | 35.7 | 67.9 | 2.8 | ci S | ci-cu N | ci-cu | — | — | — | 1.0 | 1.6 | 1.8 | 4.8 |
| 18.5 | 14.5 | 75 | 85 | 10 | 34.0 | 70.2 | 49.9 | 103.2 | 4.3 | ci-cu NW | cu-ni NW | cu-ni | — | — | — | 0.6 | 1.5 | 1.2 | 4.0 |
| 15.0 | 12.0 | 0 | 10 | 49 | 18.3 | 18.2 | 19.0 | 138.4 | 5.8 | a-cu S | a-cu NW | | — | — | — | 0.5 | 1.7 | 1.2 | 3.2 |
| 14.9 | 9.6 | 45 | 29 | 0 | 48.0 | 33.5 | 16.1 | 85.2 | 3.5 | | | | — | — | — | 0.4 | 1.6 | 2.4 | 3.3 |
| 17.0 | 10.6 | 0 | 0 | 0 | 17.5 | 24.2 | 29.0 | 67.1 | 2.8 | | | | — | — | — | 0.8 | 1.8 | 2.3 | 4.8 |
| 14.6 | 10.5 | 23 | 77 | 32 | 29.9 | 38.2 | 33.2 | 102.1 | 4.3 | | | | — | — | — | 20.4 | 58.5 | 59.5 | 138.1 |

## ...NTA CARRANZA (H = 30 m) — DICIEMBRE 1912 — φ = 35° 36′ S — λ = 72° 38′ W — $h_a$ = 2 m

| | | | | | | | | | | | | | | | | | | |
|---|---|---|---|---|---|---|---|---|---|---|---|---|---|---|---|---|---|---|
| | | | 97.0 | 63.0 | 40.0 | 267.0 | 11.1 | str-cu | | cu-ni | — | — | — | 0.7 | 0.2 | 0.3 | 1.6 |
| | | | 50.0 | 65.0 | 105.0 | 153.0 | 6.4 | ni | str-cu | ni W | — | — | — | 0.5 | 0.2 | 0.5 | **1.0** |
| | | | 155.0 | 94.0 | 99.0 | 325.0 | 13.5 | str-cu | | | — | — | — | 0.7 | 0.3 | 0.5 | 1.4 |
| | | | 32.0 | 29.0 | 31.0 | 225.0 | 9.4 | str-cu | str-cu | str-cu W | — | — | — | 0.7 | 0.3 | 0.7 | 1.5 |
| | | | 34.0 | 86.0 | 220.0 | **94.0** | **3.9** | str-cu | str-cu | | — | — | — | 1.0 | 0.4 | 0.6 | 2.0 |
| | | | 150.0 | 175.0 | 273.0 | 456.0 | 19.0 | | | | — | — | — | 1.1 | 0.4 | 0.7 | 2.1 |
| | | | 227.0 | 130.0 | 125.0 | 675.0 | 28.1 | | | | — | — | — | 0.8 | 0.3 | 0.5 | 1.9 |
| | | | 173.0 | 128.0 | 175.0 | 428.0 | 17.8 | ci-str | str-cu | | — | — | — | 0.7 | 0.4 | 0.8 | 1.5 |
| | | | 200.0 | 70.0 | 80.0 | 503.0 | 21.0 | | | | — | — | — | 1.2 | 0 3 | 0.7 | 2.4 |
| | | | 65.0 | 85.0 | 125.0 | 215.0 | 9.0 | | cu | str | — | — | — | 1.1 | 0.3 | 0.8 | 2.1 |
| | | | 280.0 | 195.0 | 275.0 | 490.0 | 20.4 | | ci-str | | — | — | — | 1.2 | 0.5 | 0.9 | 2.3 |
| | | | 175.0 | 205.0 | 220.0 | 645.0 | 26.9 | | | | — | — | — | 1.6 | 0.6 | 0.9 | 3.0 |
| | | | 245.0 | 180.0 | 100.0 | 670.0 | 27.9 | | ci-str | | — | — | — | 1.1 | 0.3 | 0.7 | 2.6 |
| | | | 110.0 | 180.0 | 65.0 | 390.0 | 16.2 | ci-cu | ci-cu | ni | — | — | — | 0.7 | 0.3 | 0.5 | 1.7 |
| | | | 35.0 | 10.0 | 175.0 | 280.0 | 11.7 | | ni | | — | — | — | 0.8 | 0.4 | 0.6 | 1.6 |
| | | | 223.0 | 177.0 | 275.0 | 408.0 | 17.0 | ni S | | ni S | — | — | — | 0.7 | 0.3 | 0.5 | 1.7 |
| | | | 250.0 | 70.0 | 55.0 | 702.0 | 29.3 | ni S | ni W | ni W | — | — | — | 0.6 | 0.2 | 0.3 | 1.4 |
| | | | 60.9 | 15.0 | 175.0 | 185.0 | 7.7 | ni S | ni W | ni | — | — | — | 0.6 | 0.2 | 0.3 | 1.1 |
| | | | 200.0 | 230.0 | 220.0 | 390.0 | 16.3 | | | | — | — | — | 0.6 | 0.3 | 0.4 | 1.1 |
| | | | 260.0 | 170.0 | 145.0 | 710.0 | 29.6 | | | | — | — | — | 0.9 | 0.4 | 1.1 | 1.6 |
| | | | 135.0 | 70.0 | 95.0 | 450.0 | 18.7 | | | | — | — | — | 1.6 | 0.2 | 0.4 | **3.1** |
| | | | 50.0 | 75.0 | 25.0 | 215.0 | 9.0 | ni N | cu-ni | cu-ni W | — | — | — | 0.6 | 0.2 | 0.3 | 1.2 |
| | | | 85.0 | 65.0 | 225.0 | 185.0 | 7.7 | ni S | ni S | | — | — | — | 0.5 | 0.2 | 0.6 | **1.0** |
| | | | 130.0 | 245.0 | 275.0 | 420.0 | 17.5 | | | | — | — | — | 1.2 | 0.6 | 0.9 | 2.0 |
| | | | 200.0 | 205.0 | 275.0 | **720.0** | **30.0** | | | | — | — | — | 1.0 | 0.4 | 0.8 | 2.5 |
| | | | 195.0 | 190.0 | 260.0 | 675.0 | 28.1 | | | | — | — | — | 0.9 | 0.3 | 0.7 | 2.1 |
| | | | 240.0 | 125.0 | 185.0 | 690.0 | 28.8 | fr-cu | | | — | — | — | 1.1 | 0.4 | 0.8 | 2.1 |
| | | | 85.0 | 55.0 | 40.0 | 395.0 | 16.5 | ci-cu N | | | — | — | — | 1.0 | 0.3 | 0.5 | 2.2 |
| | | | 40.0 | 80.0 | 30.0 | 135.0 | 5.6 | str-cu | | | — | — | — | 0.8 | 0.4 | 0.8 | 1.6 |
| | | | 70.0 | 150.0 | 100.0 | 180.0 | 7.5 | | | | — | — | — | 1.0 | 0.6 | 0.8 | 2.2 |
| | | | 170.0 | 205.0 | 25.0 | 420.0 | 17.5 | | | | — | — | — | 1.1 | 0.4 | 0.7 | 2.5 |
| | | | 142.6 | 123.3 | 145.6 | 409.6 | 17.1 | | | | — | — | — | 28.1 | 10.6 | 19.6 | 58.1 |

...s observaciones se efectuaron según hora oficial de Chile (75° de long.)

Alle Beobachtungen nach chilenischer Einheitszeit (75° Länge).

**PUNTA TUMBES** (H = 90 m) **DICIEMBRE 1912** φ = 36° 36′ S λ = 73° 06′ W $C_g$ =

| Día / Tag | Barómetro Barometer 700 mm + 7a | 2p | 9p | Temperatura del aire Lufttemperatur C° 7a | 2p | 9p | Max. | Min. | Humedad absoluta Absolute Feuchtigkeit mm 7a | 2p | 9p | Humedad relativa Relative Feuchtigkeit % 7a | 2p | 9p | Dirección y fuerza del viento Richtung und Stärke des Windes 0—12 B. 7a | 2p | 9p | Nebulosidad Bewölkung 0—10 7a | 2p | 9p | Agua caída Niederschlag mm 7a-7a | Notas Bemerkungen |
|---|---|---|---|---|---|---|---|---|---|---|---|---|---|---|---|---|---|---|---|---|---|---|
| 1 | 51.9 | 51.4 | 52.5 | 12.1 | 13.4 | 12.2 | 17.0 | 8.9 | 9.4 | 10.9 | 10.6 | 90 | 96 | 00 | NE 2 | NE 2 | C 0 | $10^2$ | $10^1$ | 5 | — | ≡ 5a40-1p30, 5p10-8p |
| 2 | 51.9 | 50.6 | 51.5 | 11.3 | 15.4 | 12.0 | 17.2 | 8.4 | 10.0 | 11.0 | 9.6 | 00 | 85 | 93 | E 1 | SW 4 | S 1 | $10^2$ | 0 | 2 | — | ≡ 8a40-10a |
| 3 | 51.0 | 50.7 | 51.2 | 11.6 | 15.0 | 12.0 | 17.0 | **8.2** | 9.1 | 10.2 | 9.6 | 89 | 81 | 93 | SW 4 | WNW 4 | SW 7 | 0 | 0 | 0 | — | |
| 4 | 51.8 | 53.1 | 53.9 | 12.4 | 15.5 | 13.3 | 16.6 | 9.4 | 10.2 | 10.6 | 10.7 | 95 | 81 | 95 | W 2 | NW 3 | W 2 | $10^1$ | $10^1$ | 10 | — | |
| 5 | 54.9 | 56.3 | **56.8** | 11.9 | 15.0 | 12.8 | 16.0 | 11.6 | 8.8 | 10.2 | 9.1 | 85 | 81 | 83 | W 2 | SW 3 | SW 6 | $2^2$ | 0 | 0 | — | ≡ 2a-3a50 |
| 6 | 54.1 | 52.1 | 51.1 | 11.4 | 14.0 | 12.6 | 14.8 | 9.0 | 9.1 | 9.9 | 9.3 | 91 | 84 | 87 | S 3 | S 5 | SW 6 | 0 | 0 | 0 | — | |
| 7 | 51.6 | 49.9 | 49.9 | 13.4 | 15.1 | 13.4 | 16.5 | 10.5 | 9.7 | 11.2 | 10.7 | 86 | 88 | 94 | W 1 | W 2 | SW 3 | $2^1$ | $2^1$ | $2^1$ | — | |
| 8 | 50.1 | 50.4 | 49.7 | 13.6 | 16.0 | 11.6 | 16.7 | 11.0 | 10.3 | 9.9 | 8.9 | 89 | 73 | 88 | S 3 | W 2 | W 4 | $8^1$ | $8^1$ | 4 | — | |
| 9 | 51.7 | 52.7 | 52.8 | 12.4 | 17.1 | 12.4 | 17.2 | 9.8 | 8.5 | 11.3 | 9.5 | 79 | 78 | 89 | SW 3 | W 4 | SW 3 | 0 | $6^1$ | 0 | — | |
| 10 | 53.1 | 52.5 | 52.4 | 12.3 | 18.4 | 12.4 | 18.6 | 10.6 | 9.8 | 12.2 | 8.5 | 93 | 78 | 79 | NW 2 | NW 3 | W 2 | $10^2$ | 7 | 8 | 0.0 | ● 6a30-7a50 |
| 11 | 52.9 | 52.6 | 54.0 | 13.2 | 15.0 | 11.6 | 16.4 | 8.4 | 8.2 | 10.9 | 8.2 | 73 | 86 | 80 | S 2 | W 4 | SW 6 | 0 | $2^1$ | 0 | 0.0 | |
| 12 | 53.5 | 52.1 | 51.7 | 13.4 | 15.9 | 12.3 | 17.2 | 8.6 | **7.6** | 10.3 | 9.6 | **66** | 77 | 91 | S 4 | W 5 | W 6 | 0 | $3^2$ | 0 | — | |
| 13 | 52.0 | 51.8 | 51.6 | 13.2 | 16.7 | 12.6 | 17.1 | 8.6 | 9.7 | 11.7 | 10.2 | 87 | 82 | 95 | S 5 | W 4 | W 3 | $4^2$ | $9^2$ | 0 | — | |
| 14 | 51.6 | 51.0 | 51.4 | 15.3 | 17.8 | 14.6 | 19.0 | 12.0 | 11.7 | 12.7 | 11.7 | 90 | 84 | 94 | S 2 | W 3 | W 3 | $10^2$ | $10^2$ | 4 | — | ≡ 11p30-MN |
| 15 | 51.2 | 51.2 | 51.5 | 14.6 | 19.3 | 15.0 | 19.3 | 12.5 | 10.9 | **14.2** | 12.7 | 88 | 85 | 00 | N 2 | NW 2 | C 0 | $10^1$ | $10^2$ | 10 | — | ≡ MN-2a, I, II |
| 16 | 51.0 | 49.6 | 49.0 | 17.8 | 17.9 | 16.0 | 19.2 | 14.0 | 12.4 | 13.0 | 12.2 | 82 | 85 | 90 | S 2 | SW 5 | SW 6 | $8^1$ | 0 | 0 | — | ≡ MN-1a15 |
| 17 | 46.2 | 45.8 | 48.3 | 16.0 | 18.4 | 14.8 | 19.8 | 13.8 | 12.1 | 13.0 | 11.1 | 89 | 82 | 89 | S 4 | SW 3 | C 0 | $3^1$ | $3^0$ | 0 | — | ≡ 11p30-MN |
| 18 | 50.2 | 51.1 | 51.3 | 13.2 | 18.6 | 15.0 | 19.0 | 12.0 | 11.0 | 12.8 | 11.3 | 98 | 81 | 89 | S 2 | SW 4 | SW 6 | $10^2$ | 0 | $1^1$ | — | ≡ MD-MN |
| 19 | 52.6 | 51.3 | 51.8 | 16.0 | 17.0 | 12.6 | 17.8 | 11.3 | 10.4 | 10.6 | 9.4 | 77 | 74 | 88 | SW 4 | SW 5 | S 4 | 0 | 0 | 0 | — | |
| 20 | 50.4 | 46.3 | 46.9 | 14.6 | 19.2 | 16.0 | 20.0 | 10.6 | 9.4 | 11.1 | 10.0 | 76 | 67 | 74 | S 2 | SW 5 | S 4 | 0 | 0 | 0 | — | |
| 21 | **44.4** | 45.2 | 46.2 | 18.4 | 21.5 | 12.6 | **21.6** | 12.0 | 11.6 | 13.9 | 10.7 | 74 | 73 | 99 | SW 4 | S 3 | E 4 | 0 | 0 | 0 | — | |
| 22 | 47.5 | 48.2 | 46.3 | 11.0 | 13.8 | 11.6 | 14.0 | 10.0 | 9.8 | 11.7 | 10.1 | 00 | 00 | 99 | N 4 | NW 4 | N 1 | $10^2$ | $10^2$ | 10 | — | ≡ MN-MN |
| 23 | 47.5 | 50.6 | 51.4 | 12.5 | 15.4 | 12.8 | 16.4 | 10.8 | 10.5 | 11.0 | 9.1 | 98 | 85 | 83 | NE 3 | SW 3 | SW 4 | $10^2$ | 0 | 0 | — | ≡ MM-11a45 |
| 24 | 51.5 | 49.9 | 49.8 | 13.4 | 16.5 | 12.5 | 17.1 | 10.5 | 8.6 | 10.4 | 9.4 | 75 | 74 | 88 | S 3 | S 6 | S 5 | 0 | 0 | 0 | — | |
| 25 | 51.5 | 50.7 | 50.4 | 13.0 | 16.3 | 13.1 | 17.2 | 10.0 | 9.8 | 10.8 | 9.8 | 89 | 78 | 88 | S 3 | SW 4 | S 6 | 0 | 0 | $7^2$ | — | |
| 26 | 50.3 | 49.4 | 47.8 | 14.0 | 16.0 | 12.4 | 17.3 | 10.0 | 9.9 | 10.7 | 9.2 | 84 | 79 | 87 | S 3 | SW 5 | S 7 | 0 | 0 | $3^1$ | — | |
| 27 | 47.4 | 46.5 | 46.2 | 13.8 | 16.0 | 11.8 | 17.2 | 9.8 | 9.5 | 10.7 | 9.6 | 81 | 79 | 94 | S 3 | SW 5 | SW 4 | $7^1$ | $5^1$ | $2^1$ | — | |
| 28 | 47.5 | 49.9 | 50.1 | 12.3 | 15.0 | 12.4 | 15.4 | 10.4 | 9.8 | 11.0 | 8.0 | 93 | 87 | 74 | SW 2 | NW 4 | N 4 | $10^2$ | $10^1$ | 0 | — | |
| 29 | 50.6 | 52.0 | 52.6 | 13.8 | 13.8 | 13.0 | 15.0 | 12.4 | 10.4 | 10.9 | 10.6 | 90 | 94 | 96 | N 6 | N 5 | NNW 2 | $10^1$ | $10^2$ | 0 | — | ● 10a30-11a30; ≡ |
| 30 | 51.8 | 51.2 | 49.8 | 16.2 | 17.0 | 14.0 | 17.7 | 11.2 | 10.6 | 11.9 | 9.8 | 77 | 83 | 82 | S 4 | S 6 | S 5 | 0 | 0 | 0 | 0.0 | ≡ 0a30-3a |
| 31 | 49.9 | 50.3 | 50.9 | 14.5 | 18.1 | 13.8 | 19.0 | 11.7 | 10.1 | 12.8 | 10.5 | 83 | 83 | 91 | SE 2 | S 4 | S 3 | $2^1$ | 0 | 0 | — | |
| Pro. Mit. | 50.8 | 50.5 | 50.7 | 13.6 | 16.5 | 13.1 | 17.4 | 10.6 | 10.0 | 11.4 | 10.0 | 86 | 82 | 89 | 2.9 | 3.9 | 3.8 | 4.7 | 3.7 | 2.2 | 0.0 | |

**CONCEPCION** (H = 15 m) **DICIEMBRE 1912** φ = 36° 50′ S λ = 73° 03′ W $C_g$ = −0

| | | | | | | | | | | | | | | | | | | | | | | |
|---|---|---|---|---|---|---|---|---|---|---|---|---|---|---|---|---|---|---|---|---|---|---|
| 1 | 59.0 | 57.6 | 58.2 | 12.2 | 18.8 | 13.2 | 21.5 | 11.4 | 9.9 | 12.2 | 10.4 | 93 | 75 | 91 | N 2 | N 4 | C 0 | 10 | 7 | 10 | — | ≡ a |
| 2 | 58.0 | 55.9 | 56.6 | 12.4 | 19.8 | 14.2 | 23.8 | 11.5 | 10.0 | 10.9 | 10.6 | 93 | 63 | 88 | C 0 | SW 2 | W 2 | 10 | 0 | 0 | — | |
| 3 | 57.6 | 56.5 | 57.3 | 15.4 | 20.8 | 13.4 | 22.2 | 11.0 | 9.5 | 10.4 | 9.8 | 73 | 57 | 85 | C 0 | S 3 | S 2 | 2 | 0 | 0 | — | |
| 4 | 57.9 | 59.0 | 59.8 | 15.6 | 18.4 | 15.0 | 21.8 | 9.0 | 9.2 | 8.5 | 10.2 | 69 | 54 | 80 | WSW 2 | N 2 | N 2 | 6 | 9 | 10 | — | ● an |
| 5 | 62.2 | 61.6 | 62.3 | 16.0 | 21.2 | 14.4 | 22.4 | 12.5 | 10.7 | 10.2 | 9.5 | 79 | 54 | 78 | S 1 | S 3 | S 2 | 4 | 1 | 0 | 7.8 | |
| 6 | 61.2 | 58.3 | 57.6 | 16.2 | 19.4 | 14.2 | 22.5 | 8.5 | 9.3 | 7.7 | 8.7 | 68 | 46 | 72 | S 1 | S 5 | S 4 | 0 | 0 | 0 | — | |
| 7 | 58.2 | 58.2 | 58.0 | 15.0 | 19.0 | 15.0 | 22.5 | 8.0 | 9.7 | 10.5 | 11.2 | 76 | 64 | 88 | C 0 | W 2 | SW 1 | 1 | 9 | 9 | — | ◺ am |
| 8 | 59.0 | 59.3 | 59.3 | 14.2 | 19.6 | 12.2 | 22.0 | 9.0 | 10.1 | 7.9 | 9.2 | 84 | 46 | 87 | C 0 | S 5 | C 0 | 9 | 8 | 4 | — | ◺ am |
| 9 | 61.0 | 62.4 | 62.5 | 13.6 | 18.2 | 13.8 | 21.0 | 6.4 | 8.3 | 8.6 | 9.3 | 71 | 55 | 79 | S 1 | W 5 | SW 2 | 0 | 8 | 0 | — | ◺ am |
| 10 | 62.7 | 62.1 | 62.2 | 12.8 | 19.4 | 14.2 | 21.2 | 8.0 | 9.8 | 9.5 | 13.3 | 89 | 57 | 60 | C 0 | SW 3 | S 2 | 10 | 6 | 4 | — | ‖ 7a15 |
| 11 | 62.3 | 62.1 | 63.2 | 13.6 | 18.0 | 13.2 | 22.5 | **5.5** | **6.9** | 7.5 | 7.6 | 60 | 49 | 67 | C 0 | S 5 | S 3 | 0 | 0 | 0 | 0.3 | ◺ am |
| 12 | **63.3** | 61.4 | 61.8 | 13.6 | 21.4 | 14.8 | 23.5 | **5.5** | 7.4 | 9.3 | 8.4 | 63 | 49 | 67 | S 3 | S 5 | S 3 | 0 | 1 | 2 | — | |
| 13 | 62.2 | 61.4 | 61.7 | 15.2 | 19.2 | 14.6 | 22.5 | 7.8 | 10.3 | 8.6 | 9.9 | 80 | 52 | 80 | C 0 | SW 3 | S 2 | 3 | 10 | 1 | — | ◺ am |
| 14 | 61.7 | 60.6 | 60.8 | 14.0 | 19.4 | 15.6 | 23.4 | 8.2 | 10.0 | 10.8 | 11.4 | 83 | 64 | 86 | C 0 | W 3 | C 0 | 9 | 9 | 1 | — | |
| 15 | 60.9 | 60.8 | 61.4 | 15.4 | 22.2 | 17.8 | 24.8 | 8.0 | 12.0 | 14.5 | 14.1 | 92 | 73 | 92 | C 0 | W 2 | SW 2 | 10 | 8 | 10 | — | |
| 16 | 61.0 | 58.5 | 57.9 | 18.4 | 25.2 | 17.4 | 27.2 | 13.2 | 12.6 | 13.0 | 11.9 | 80 | 54 | 78 | S 1 | SW 3 | C 0 | 9 | 4 | 1 | — | |
| 17 | 55.8 | 54.5 | 56.2 | 18.6 | 28.2 | 19.2 | 30.1 | 13.5 | 12.0 | **14.9** | 12.8 | 75 | 52 | 74 | C 0 | SW 3 | C 0 | 1 | 2 | 0 | — | ◺ am |
| 18 | 59.8 | 59.8 | 60.3 | 16.2 | 25.2 | 18.6 | 26.8 | 13.8 | 11.9 | 13.6 | 11.5 | 86 | 57 | 72 | C 0 | W 4 | SW 2 | 10 | 0 | 0 | — | |
| 19 | 62.7 | 60.8 | 61.7 | 16.8 | 24.2 | 16.0 | 26.5 | 9.0 | 10.0 | 10.0 | 9.9 | 70 | 45 | 73 | S 1 | S 5 | SW 1 | 0 | 0 | 0 | — | |
| 20 | 58.3 | 55.3 | 55.2 | 16.4 | 27.8 | 19.4 | 30.2 | 6.5 | 9.5 | 9.9 | 11.1 | 68 | **36** | 66 | S 1 | SW 3 | S 1 | 0 | 0 | 1 | — | ◺ am |
| 21 | 54.2 | **53.4** | 55.6 | 26.4 | 31.2 | 15.0 | **34.2** | 12.5 | 10.3 | 14.1 | 10.9 | 40 | 42 | 86 | S 2 | W 3 | C 0 | 0 | 0 | 2 | — | |
| 22 | 57.0 | 57.0 | 56.3 | 13.4 | 16.8 | 16.2 | 21.5 | 12.5 | 10.7 | 10.5 | 12.8 | **94** | 74 | 93 | NE 2 | S 3 | C 0 | 10 | 1 | 10 | — | |
| 23 | 56.9 | 59.2 | 60.7 | 15.2 | 19.0 | 14.2 | 21.5 | 12.4 | 11.3 | 9.4 | 9.1 | 88 | 58 | 76 | N 2 | W 3 | S 3 | 9 | 1 | 0 | **13.6** | ● MN-11a15 |
| 24 | 61.5 | 59.6 | 59.9 | 15.4 | 22.2 | 15.8 | 23.8 | 9.4 | 7.4 | 9.4 | 9.8 | 56 | 47 | 73 | C 0 | S 4 | C 0 | 0 | 0 | 1 | 3.4 | |
| 25 | 61.7 | 60.5 | 60.6 | 14.2 | 22.6 | 16.8 | 23.8 | 7.4 | 10.1 | 10.0 | 10.5 | 84 | 49 | 74 | C 0 | S 3 | SW 2 | 0 | 0 | 5 | — | ◺ am |
| 26 | 60.1 | 58.8 | 58.3 | 14.4 | 22.4 | 15.0 | 24.8 | 8.3 | 9.3 | 10.1 | 9.0 | 76 | 50 | 71 | C 0 | S 4 | S 1 | 0 | 0 | 1 | — | ◺ am |
| 27 | 57.4 | 56.5 | 56.1 | 14.6 | 23.0 | 15.4 | 24.2 | 8.8 | 9.2 | 10.1 | 8.5 | 74 | 48 | 65 | C 0 | S 2 | S 3 | 6 | 8 | 10 | — | ◺ am |
| 28 | 57.1 | 59.7 | 59.9 | 12.6 | 18.0 | 13.6 | 21.2 | 9.5 | 9.2 | 9.9 | 10.4 | 85 | 65 | 89 | C 0 | W 4 | C 0 | 8 | 10 | 6 | — | ◺ am |
| 29 | 60.0 | 61.6 | 62.1 | 16.2 | 15.8 | 12.6 | 21.0 | 11.4 | 10.3 | 11.6 | 10.2 | 75 | 86 | 93 | NE 2 | N 3 | C 0 | 9 | 10 | 2 | — | ‖ 10a-11a30, 0p20-3p. |
| 30 | 62.1 | 60.5 | 61.6 | 15.2 | 22.8 | 15.8 | 24.2 | 7.5 | 10.8 | 10.7 | 9.5 | 84 | 52 | 71 | S 1 | SW 3 | C 0 | 0 | 0 | 0 | 1.6 | 1 |
| 31 | 59.7 | 59.6 | 60.5 | 15.6 | 25.2 | 15.5 | 27.4 | 9.5 | 10.5 | 12.1 | 12.2 | 80 | 51 | 93 | C 0 | SW 1 | C 0 | 0 | 0 | 0 | — | ◺ am |
| Pro. Mit. | 59.8 | 59.1 | 59.5 | 15.3 | 21.4 | 15.2 | 24.0 | 9.5 | 9.9 | 10.5 | 10.4 | 77 | 56 | 79 | 0.7 | 3.3 | 1.3 | 4.4 | 3.6 | 2.9 | 26.7 | |

Barómetro reducido a 0°C y a gravedad normal.

Barometer reduciert auf 0°C und Normalsch

## A TUMBES (H = 90 m) — DICIEMBRE 1912 — φ = 36° 36′ S — λ = 73° 06′ W — $h_a$ = —

| p. a la emp. mp. reien. C Min. | Velocidad del viento Windgeschwindigkeit m/minuto 7a | 2p | 9p | km 9p-7a | 7a-2p | 2p-9p | 7a-7a | k/1h | Nubes (clase y dirección) Wolken (Art und Richtung) 7a | 2p | 9p | Agua caída Niederschlag mm 7a | 2p | 9p | Evaporación Verdunstung mm 7a | 2p | 9p | 7a-7a |
|---|---|---|---|---|---|---|---|---|---|---|---|---|---|---|---|---|---|---|
| | | | | | | | | | str | str | fr-str | — | — | — | | | | |
| | | | | | | | | | str | | str | — | — | — | | | | |
| | | | | | | | | | | | | — | — | — | | | | |
| | | | | | | | | | a-str | a-str | a-str | — | — | — | | | | |
| | | | | | | | | | fr-ni | | | — | — | — | | | | |
| | | | | | | | | | | | | — | — | — | | | | |
| | | | | | | | | | a-str | a-str | a-str | — | — | — | | | | |
| | | | | | | | | | a-str | a-str | a-str | — | — | — | | | | |
| | | | | | | | | | | str | | — | — | — | | | | |
| | | | | | | | | | ni | fr-ni | ni | 0.0 | 0.0 | — | | | | |
| | | | | | | | | | | str | | — | — | — | | | | |
| | | | | | | | | | | ci-cu | | — | — | — | | | | |
| | | | | | | | | | a-cu | str | | — | — | — | | | | |
| | | | | | | | | | cu-ni | fr-ni | ni | — | — | — | | | | |
| | | | | | | | | | str | str | str | — | — | — | | | | |
| | | | | | | | | | a-str | | | — | — | — | | | | |
| | | | | | | | | | str | ci | | — | — | — | | | | |
| | | | | | | | | | str | | str | — | — | — | | | | |
| | | | | | | | | | | | | — | — | — | | | | |
| | | | | | | | | | | | | — | — | — | | | | |
| | | | | | | | | | | | | — | — | — | | | | |
| | | | | | | | | | str | str | str | — | — | — | | | | |
| | | | | | | | | | str | | | — | — | — | | | | |
| | | | | | | | | | | | | — | — | — | | | | |
| | | | | | | | | | | | str-cu | — | — | — | | | | |
| | | | | | | | | | | | ci-str | — | — | — | | | | |
| | | | | | | | | | ci-str | ci-str | a-str | — | — | — | | | | |
| | | | | | | | | | str-cu | a-str NW | | — | — | — | | | | |
| | | | | | | | | | a-str | ni | | — | 0.0 | — | | | | |
| | | | | | | | | | | | | — | — | — | | | | |
| | | | | | | | | | ci-cu | | | — | — | — | | | | |
| | | | | | | | | | | | | 0.0 | 0.0 | — | | | | |

## NCEPCION (H = 15 m) — DICIEMBRE 1912 — φ = 36° 50′ S — λ = 73° 03′ W — $h_a$ = 15 m

| | | | | | | | | | | | | | | | | | | |
|---|---|---|---|---|---|---|---|---|---|---|---|---|---|---|---|---|---|---|
| 105 | 275 | 5 | 40.9 | 30.2 | 49.6 | 167.0 | 7.0 | str | str | str | — | — | — | 0.2 | 1.4 | 0.7 | 8.4 |
| 0 | 165 | 130 | 24.7 | 56.0 | 73.0 | 104.5 | 4.4 | a-str | | | — | — | — | 0.1 | 2.5 | 1.8 | 2.2 |
| 5 | 221 | 103 | 45.4 | 88.6 | 68.1 | 175.4 | 7.3 | fr-str | | | — | — | — | 0.1 | 3.1 | 2.4 | 4.4 |
| 114 | 130 | 105 | 57.3 | 68.2 | 52.6 | 214.0 | 8.9 | str | str | ni | — | — | — | 0.2 | 2.6 | 1.3 | 5.7 |
| 95 | 227 | 105 | 46.1 | 69.1 | 79.7 | 166.9 | 7.0 | fr-cu | fr-cu | | 7.8 | — | — | 0.1 | 3.0 | 3.1 | 4.0 |
| 70 | 305 | 260 | 15.9 | 76.9 | 217.0 | 164.7 | 6.9 | | | | — | — | — | 0.1 | 3.8 | 3.4 | 6.2 |
| 10 | 115 | 40 | 38.9 | 78.9 | 113.1 | 232.8 | 9.7 | str | str | str | — | — | — | 0.2 | 3.5 | 1.5 | 7.4 |
| 0 | 300 | 0 | 66.8 | 70.3 | 66.3 | **258.8** | **10.8** | a-cu | a-cu | a-cu | — | — | — | 0.1 | 3.2 | 2.5 | 5.1 |
| 35 | **321** | 105 | 4.4 | 80.0 | 79.4 | 141.0 | 5.9 | | str | | — | — | — | 0.2 | 3.0 | 2.2 | 5.9 |
| 15 | 197 | 100 | 12.6 | 43.8 | 54.7 | 172.0 | 7.2 | ni | fr-ni | str | — | 0.3 | — | 0.1 | 1.7 | 2.8 | 5.3 |
| 0 | 307 | 210 | 18.0 | 82.8 | 102.0 | 116.5 | 4.9 | | | | — | — | — | 0.1 | 4.6 | 3.2 | 4.6 |
| 202 | 300 | 220 | 36.4 | 74.2 | 93.2 | 221.2 | 9.2 | | a-str | a-str | — | — | — | 0.1 | 4.0 | 1.2 | 7.9 |
| 13 | 223 | 140 | 13.2 | 77.1 | 77.4 | 180.6 | 7.5 | a-str | a-str | str | — | — | — | 0.2 | 3.5 | 2.5 | 5.4 |
| 0 | 225 | 5 | 16.4 | 53.4 | 44.1 | 170.9 | 7.1 | a-str | a-str | a-str | — | — | — | 0.1 | 3.1 | 1.6 | 6.1 |
| 0 | 125 | 153 | 4.7 | 76.8 | 50.9 | **102.2** | **4.3** | str | fr-cu | str | — | — | — | 0.2 | 2.0 | 1.8 | 4.9 |
| 70 | 230 | 30 | 41.6 | 66.0 | 84.6 | 169.3 | 7.1 | a-str | a-str | a-str | — | — | — | 0.1 | 3.6 | 2.8 | 3.9 |
| 0 | 205 | 0 | 4.1 | 62.0 | 76.7 | 154.7 | 6.4 | ci-str | a-str | | — | — | — | 0.2 | 4.6 | 3.0 | 6.6 |
| 5 | 280 | 150 | 45.5 | 45.0 | 69.4 | 184.2 | 7.7 | a-str | | | — | — | — | 0.2 | 2.1 | 2.8 | 7.8 |
| 43 | 307 | 63 | 24.8 | 75.9 | 71.6 | 139.2 | 5.8 | | | | — | — | — | 0.1 | 4.6 | 1.4 | 5.0 |
| 85 | 210 | 45 | 7.1 | 84.6 | 61.5 | 154.6 | 6.4 | | | str | — | — | — | 0.1 | 2.5 | 1.8 | 6.1 |
| 110 | 235 | 0 | 30.3 | 57.7 | 62.1 | 176.4 | 7.3 | | | a-str | — | — | — | 0.1 | 5.4 | 3.0 | 4.4 |
| 105 | 223 | 0 | 24.3 | 60.4 | 45.6 | 144.1 | 6.0 | str | str | str | — | — | — | 0.2 | 1.7 | 0.6 | **8.6** |
| 131 | 215 | 230 | 25.3 | 62.3 | 78.0 | 131.3 | 5.5 | ci-str | str | | 13.6 | 3.4 | — | 0.1 | 0.5 | 2.4 | 2.4 |
| 0 | 290 | 0 | 40.5 | 73.2 | 76.3 | 180.8 | 7.5 | | | str | — | — | — | 0.2 | 4.6 | 3.4 | 3.1 |
| 0 | 201 | 133 | 3.6 | 77.1 | 77.2 | 153.1 | 6.4 | | | a-str | — | — | — | 0.1 | 2.9 | 2.0 | 8.1 |
| 0 | 260 | 55 | 4.4 | 73.5 | 34.4 | 158.7 | 6.6 | | | str | — | – | — | 0.1 | 3.1 | 3.2 | 5.0 |
| 5 | 160 | 181 | 6.0 | 72.2 | 67.3 | 163.9 | 6.8 | str-cu | str-cu | str-cu | — | — | — | 0.2 | 3.6 | 3.1 | 6.5 |
| 0 | 235 | 15 | 22.0 | 61.8 | 52.8 | 161.5 | 6.7 | a-str | str | a-str | — | — | — | 0.1 | 0.7 | 2.2 | 6.8 |
| 125 | 176 | 0 | 27.2 | 111.9 | 30.5 | 141.8 | 5.9 | fr-str | str | str | — | 0.0 | 0.8 | 0.1 | 0.8 | 0.2 | 3.0 |
| 50 | 215 | 0 | 5.6 | 80.6 | 72.4 | 148.0 | 6.2 | | | | 0.8 | — | — | 0.1 | 3.5 | 2.0 | **1.1** |
| 0 | 53 | 5 | 0.4 | 47.0 | 35.3 | 153.4 | 6.4 | | | | — | — | — | 0.1 | 3.4 | 2.8 | 5.6 |
| 45 | 224 | 83 | 24.3 | 68.9 | 69.9 | 164.6 | 6.9 | | | | 22.2 | 3.7 | 0.8 | 4.2 | 92.6 | 68.7 | 167.5 |

Las observaciones se efectuaron según hora oficial de Chile (75° de long.)

Alle Beobachtungen nach chilenischer Einheitszeit (75° Länge).

**CONTULMO** (H = 50 m) **DICIEMBRE 1912** φ = 38° 02′ S λ = 73° 12′ W $C_g$ = —(

| Día / Tag | Barómetro Barometer 700 mm + 7a | 2p | 9p | Temperatura del aire Lufttemperatur (°) 7a | 2p | 9p | Max. | Min. | Humedad absoluta Absolute Feuchtigkeit mm 7a | 2p | 9p | Humedad relativa Relative Feuchtigkeit % 7a | 2p | 9p | Dirección y fuerza del viento Richtung und Stärke des Windes 0—12 B 7a | 2p | 9p | Nebulosidad Bewölkung 0—10 7a | 2p | 9p | Agua caída Niederschlag mm 7a - 7a | Notas Bemerkungen |
|---|---|---|---|---|---|---|---|---|---|---|---|---|---|---|---|---|---|---|---|---|---|---|
| 1 | 57.6 | 57.5 | 58.6 | 12.9 | 21.4 | 13.6 | | | 10.3 | 12.3 | 10.3 | **94** | 65 | 89 | S 3 | S 4 | S 2 | 10 | 0 | 10 | — | ◺ am |
| 2 | 57.5 | 56.9 | 58.1 | 15.5 | 21.7 | 13.1 | | | 9.8 | 12.8 | 9.9 | 75 | 66 | 89 | S 2 | S 4 | S 2 | 4 | 0 | 10 | — | ◺ am |
| 3 | 57.4 | 56.3 | 57.6 | 13.1 | 22.1 | 9.6 | | | 9.1 | 11.6 | 8.2 | 82 | 59 | 92 | SE 4 | W 4 | W 2 | 8 | 0 | 0 | — | ◺ am |
| 4 | 57.6 | 57.2 | 58.9 | 12.5 | 21.3 | 13.9 | | | 9.3 | 10.2 | 10.1 | 87 | 54 | 86 | SW 2 | NW 4 | NW 3 | 9 | 6 | 10 | — | ● 8p40-MN; ◺ am |
| 5 | 61.6 | 62.1 | 63.5 | 15.4 | 19.7 | 9.4 | | | 10.8 | 9.0 | 8.0 | 83 | 53 | 91 | S 3 | S 5 | S 2 | 3 | 0 | 0 | 4.7 | |
| 6 | 61.0 | 58.8 | 58.8 | 14.2 | 20.7 | 10.3 | | | 7.0 | 9.7 | 8.4 | 58 | 54 | 90 | S 2 | S 4 | S 2 | 0 | 0 | 0 | — | ◺ am |
| 7 | 57.7 | 57.8 | 59.3 | 12.2 | 20.5 | 13.6 | | | 9.2 | 10.6 | 10.5 | 88 | 59 | 92 | SW 2 | W 4 | W 2 | 10 | 8 | 0 | — | ◺ am |
| 8 | 59.4 | 59.1 | 60.0 | 13.1 | 17.6 | 8.2 | | | 7.4 | 7.3 | 7.3 | 66 | 49 | 91 | W 4 | W 4 | W 2 | 6 | 8 | 0 | — | ◺ am |
| 9 | 60.3 | 60.8 | 61.0 | 12.6 | 18.4 | 10.0 | | | 7.7 | 8.7 | 8.2 | 71 | 55 | 89 | S 2 | S 4 | SW 3 | 0 | 3 | 0 | — | ◺ am |
| 10 | 60.8 | 61.2 | 62.1 | 13.7 | 16.3 | 7.8 | | | 9.9 | 7.8 | 6.9 | 86 | 57 | 88 | W 2 | SW 4 | SW 3 | 10 | 6 | 0 | 1.1 | ● 3a20-4a30, 10a30 |
| 11 | 61.9 | 61.7 | **63.8** | 10.3 | 17.0 | 7.4 | | | 6.6 | 7.2 | **6.5** | 71 | 50 | 85 | S 3 | S 5 | S 3 | 0 | 1 | 0 | 0.3 | ◺ am |
| 12 | 63.1 | 61.3 | 61.7 | 11.7 | 20.7 | 12.1 | | | 8.6 | 9.5 | 7.8 | 79 | 52 | 74 | SE 2 | SE 5 | S 3 | 1 | 1 | 4 | — | ◺ am |
| 13 | 61.0 | 60.6 | 60.8 | 14.7 | 21.7 | 11.6 | | | 9.5 | 9.5 | 8.9 | 76 | 76 | 88 | W 2 | W 4 | W 3 | 4 | 8 | 5 | — | ◺ am; ⊕ 9a45-1p45. |
| 14 | 60.3 | 58.8 | 59.6 | 13.0 | 23.2 | 16.3 | | | 9.2 | 12.0 | 9.0 | 83 | 57 | 65 | W 3 | NW 4 | NW 3 | 8 | 6 | 10 | — | ◺ am |
| 15 | 59.4 | 59.8 | 60.5 | 16.3 | 19.7 | 17.4 | | | 12.9 | 15.3 | 13.9 | **94** | 90 | **94** | NW 3 | NW 4 | W 2 | 10 | 10 | 10 | 9.7 | ● 0a55-7a, 9a30-1p4 |
| 16 | 60.8 | 59.4 | 60.2 | 19.0 | 24.8 | 15.6 | | | 12.3 | 14.8 | 12.1 | 75 | 67 | 92 | S 3 | S 4 | S 3 | 4 | 2 | 0 | 4.5 | ◺ am |
| 17 | 57.4 | 55.5 | 58.3 | 19.2 | 27.0 | 16.2 | | | 13.7 | **16.4** | 11.8 | 83 | 62 | 86 | NE 2 | NE 4 | NE 2 | 0 | 8 | 0 | — | ◺ am; ↙ 9p15 SE |
| 18 | 60.0 | 61.0 | 62.1 | 15.2 | 22.9 | 15.8 | | | 11.6 | 14.1 | 11.5 | 90 | 68 | 86 | E 3 | SE 4 | S 2 | 10 | 0 | 10 | — | ◺ am |
| 19 | 62.7 | 61.7 | 62.6 | 14.9 | 22.8 | 11.2 | | | 8.7 | 10.9 | 8.8 | 69 | 53 | 89 | SE 2 | SE 4 | S 4 | 1 | 0 | 0 | — | ◺ am |
| 20 | 61.1 | 57.8 | 58.6 | 16.2 | 27.5 | 16.9 | | | 8.3 | 12.1 | 11.1 | 60 | **44** | 78 | S 2 | W 5 | W 1 | 0 | 0 | 0 | — | ◺ am |
| 21 | 57.2 | **55.0** | 56.2 | 21.9 | 28.0 | 16.3 | | | 11.4 | 15.4 | 11.9 | 59 | 55 | 86 | S 3 | S 5 | S 2 | 0 | 0 | 2 | — | ◺ am |
| 22 | 55.7 | 56.2 | 55.6 | 15.4 | 24.1 | 13.1 | | | 12.0 | 13.7 | 9.7 | 92 | 62 | 87 | S 3 | NW 4 | NW 3 | 0 | 8 | 2 | — | ◺ am; ∪ 8p45 |
| 23 | 55.3 | 58.8 | 61.3 | 15.4 | 18.7 | 10.8 | | | 12.0 | 9.0 | 8.6 | 92 | 57 | 90 | NW 4 | S 5 | S 2 | 10 | 4 | 0 | 3.4 | ● |
| 24 | 61.8 | 60.2 | 60.6 | 14.2 | 22.9 | 12.7 | | | 8.1 | 10.5 | 8.3 | 67 | 51 | 76 | SE 4 | SE 4 | SE 2 | 1 | 0 | 0 | 10.5 | ◺ am |
| 25 | 61.4 | 60.3 | 61.8 | 14.7 | 21.4 | 11.6 | | | 8.8 | 10.1 | 9.2 | 71 | 54 | 91 | SE 3 | S 4 | S 3 | 6 | 0 | 0 | — | ◺ am |
| 26 | 60.2 | 58.7 | 59.2 | 13.5 | 21.7 | 10.2 | | | 9.5 | 10.2 | 8.2 | 83 | 53 | 89 | S 3 | S 4 | S 2 | 0 | 1 | 0 | — | ◺ am |
| 27 | 57.1 | 56.2 | 56.4 | 14.2 | 22.0 | 11.2 | | | 7.7 | 10.4 | 8.7 | 64 | 53 | 88 | S 3 | W 5 | W 3 | 2 | 2 | 0 | — | ◺ am |
| 28 | 55.9 | 56.8 | 58.1 | 13.5 | 18.8 | 14.8 | | | 8.9 | 10.0 | 9.4 | 77 | 61 | 75 | NW 3 | NW 4 | NW 3 | 3 | 10 | 10 | — | ◺ am |
| 29 | 56.9 | 59.1 | 61.2 | 15.6 | 19.1 | 12.2 | | | 8.7 | 9.9 | 9.4 | 65 | 60 | 90 | NW 4 | NW 5 | W 2 | 10 | 6 | 0 | — | ● 7a45-2p |
| 30 | 61.6 | 60.0 | 60.3 | 16.4 | 23.3 | 12.2 | | | 9.9 | 12.0 | 9.4 | 71 | 56 | 90 | SE 3 | SE 4 | SE 2 | 0 | 0 | 0 | **11.8** | ◺ am |
| 31 | 59.1 | 58.8 | 60.3 | 18.2 | 26.0 | 12.8 | | | 9.6 | 12.7 | 10.1 | 62 | 51 | 93 | SE 4 | SE 4 | SE 3 | 0 | 0 | 0 | — | |
| **Pro. Mit.** | 59.4 | 58.9 | 59.9 | 14.8 | 21.7 | 12.5 | | | 9.6 | 11.2 | 9.4 | 77 | 58 | 87 | 2.8 | 4.3 | 2.5 | 4.2 | 3.2 | 2.7 | 46.0 | |

**ISLA MOCHA (W)** (H = 20 m) **DICIEMBRE 1912** φ = 38° 21′ S λ = 73° 58′ W $C_g$ = –

| | | | | | | | | | | | | | | | | | | | | | | |
|---|---|---|---|---|---|---|---|---|---|---|---|---|---|---|---|---|---|---|---|---|---|---|
| 1 | 59.7 | 60.2 | 60.5 | 12.3 | 13.9 | 13.5 | 14.7 | 10.1 | 10.3 | 10.6 | 9.7 | 97 | 91 | 85 | S 1 | S 1 | S 1 | $10^2$ | $10^0$ | $10^2$ | — | ≡¹ 3a35-4a5, 6a25-8p |
| 2 | 59.6 | 59.0 | 59.6 | 12.9 | 14.0 | 13.6 | 15.5 | 10.9 | 10.9 | 10.3 | 10.0 | 99 | 87 | 87 | S 1 | S 1 | S 1 | $10^2$ | $9^1$ | 0 | — | ≡¹ 5a10 9a35 |
| 3 | 58.9 | 58.8 | 58.1 | 14.0 | 15.0 | 11.9 | 16.0 | 9.2 | 9.1 | 9.6 | 9.0 | 77 | 75 | 87 | S 1 | S 1 | S 1 | $7^1$ | 0 | 0 | — | |
| 4 | 58.0 | 59.0 | 60.9 | 13.8 | 16.0 | 13.2 | 16.3 | 8.1 | 9.8 | 10.8 | 9.9 | 84 | 80 | 88 | NE 1 | N 2 | N 1 | 10 | 10 | 10 | — | ●¹ 4p20-6p, ●² 6p2 |
| 5 | 63.9 | 65.1 | **66.0** | 14.7 | 17.0 | 14.3 | 17.5 | 11.9 | 10.3 | 11.2 | 9.3 | 83 | 78 | 77 | S 1 | S 1 | S 1 | $2^0$ | 2 | 0 | 6.7 | |
| 6 | 62.6 | 61.7 | 60.3 | 16.9 | 17.5 | 15.6 | 18.0 | 12.0 | 10.6 | 11.2 | 10.7 | 74 | 75 | 81 | S 1 | SSW 1 | SW 1 | $2^0$ | $0^0$ | $5^0$ | — | |
| 7 | 58.9 | 59.7 | 60.7 | 15.9 | 16.5 | 15.7 | 17.2 | 10.3 | 11.7 | 11.8 | 10.9 | 87 | 84 | 82 | WSW 1 | NNW 1 | S 1 | $10^0$ | $10^1$ | $10^1$ | — | ●⁰ gt 4p35; ≡ 6p33-8 |
| 8 | 61.2 | 61.7 | 61.8 | 13.7 | 14.8 | 13.5 | 15.0 | 11.3 | 8.4 | 8.8 | 8.9 | 72 | 70 | 77 | S 1 | S 1 | S 2 | $10^0$ | $5^0$ | 0 | 0.1 | |
| 9 | 61.5 | 63.1 | 62.1 | 14.0 | 16.1 | 15.1 | 16.6 | **7.2** | 8.9 | 8.8 | 9.9 | 75 | 64 | 77 | S 1 | NW 1 | N 1 | $2^0$ | $8^0$ | 0 | — | |
| 10 | 63.1 | 63.3 | 63.6 | 15.0 | 15.5 | 14.9 | 15.9 | 12.0 | 9.8 | 9.8 | 9.6 | 77 | 75 | 76 | SW 1 | SSW 1 | S 1 | $5^0$ | $3^0$ | $2^0$ | 3.7 | ●¹ 1a46-4a50, ●⁰ ch |
| 11 | 63.5 | 64.3 | 63.9 | 14.5 | 15.4 | 14.5 | 15.9 | 10.9 | 10.2 | **7.8** | 8.9 | 84 | **59** | 73 | SW 1 | SW 1 | S 1 | $2^0$ | $2^0$ | 0 | — | |
| 12 | 63.9 | 64.1 | 63.9 | 14.9 | 16.3 | 15.4 | 17.1 | 8.8 | 10.0 | 10.4 | 8.4 | 80 | 75 | 64 | S 1 | S 1 | S 1 | $2^0$ | $5^0$ | $3^0$ | — | |
| 13 | 63.3 | 63.0 | 62.9 | 14.6 | 18.0 | 15.8 | 19.7 | 11.9 | 10.2 | 11.0 | 10.8 | 83 | 72 | 81 | S 1 | SSE 1 | N 1 | $8^0$ | $9^0$ | $7^1$ | — | |
| 14 | 62.3 | 60.7 | 60.3 | 15.3 | 17.3 | 16.0 | 18.1 | 8.7 | 11.7 | 12.9 | 13.5 | 90 | 88 | **00** | NE 1 | N 2 | N 3 | $10^1$ | $8^1$ | $10^2$ | — | ‖⁰ 7p55-MN; ≡² 8p5 |
| 15 | 60.6 | 60.9 | 62.6 | 16.8 | 17.7 | 17.0 | 17.9 | 12.6 | 13.5 | 14.1 | 13.2 | 95 | 94 | 92 | NNW 1 | NW 1 | S 1 | $10^2$ | $10^1$ | $10^1$ | 4.4 | ‖¹ MN-0p40, ●¹ 2a30 |
| 16 | 62.8 | 62.3 | 62.6 | 17.3 | 19.2 | 17.9 | 19.6 | 11.9 | 13.9 | **15.1** | 13.9 | 95 | 91 | 91 | SE 1 | SW 1 | S 3 | $10^0$ | $2^0$ | $10^2$ | 0.4 | ≡² 3p55-MN |
| 17 | 60.2 | 60.4 | 60.3 | 16.2 | 17.1 | 16.5 | 17.8 | 11.3 | 12.0 | 12.9 | 11.6 | 87 | 89 | 83 | S 3 | S 2 | S 2 | $10^0$ | $10^1$ | $10^1$ | 0.9 | ‖¹ MN-6a; ≡² MN-5p |
| 18 | 61.9 | 63.6 | 65.5 | 14.9 | 15.2 | 15.0 | **19.8** | 13.0 | 11.6 | 12.4 | 10.8 | 92 | 97 | 85 | S 1 | S 1 | S 2 | $10^0$ | $10^1$ | $10^0$ | — | ≡¹ a interv 0a50-7p10 |
| 19 | **66.0** | 65.8 | 65.9 | 16.6 | 15.0 | 14.7 | 17.1 | 12.0 | 10.1 | 9.8 | 8.8 | 71 | 77 | 71 | S 3 | S 4 | S 4 | $8^1$ | 0 | $7^1$ | — | |
| 20 | 63.5 | 62.3 | 61.8 | 14.5 | 15.1 | 15.2 | 16.0 | 12.1 | 9.7 | 11.1 | 11.2 | 80 | 87 | 87 | S 3 | S 3 | S 3 | 0 | 0 | 0 | — | |
| 21 | 59.1 | 58.7 | 58.9 | 14.8 | 15.3 | 14.5 | 16.9 | 12.0 | 12.3 | 12.6 | 11.6 | 98 | 97 | 95 | SSW 2 | SSE 2 | S 2 | $10^0$ | $10^1$ | $10^2$ | — | ≡¹ 6a25-1p40 |
| 22 | 57.7 | 58.4 | **57.1** | 14.3 | 16.8 | 16.6 | 19.0 | 11.7 | 11.7 | 12.0 | 11.7 | 97 | 84 | 83 | S 1 | NNW 1 | N 2 | $8^1$ | $3^0$ | $8^0$ | 0.1 | ≡ am |
| 23 | 58.0 | 61.1 | 61.7 | 15.9 | 17.6 | 16.2 | 19.0 | 13.0 | 12.0 | 12.4 | 10.6 | 89 | 83 | 77 | SW 1 | SSE 1 | SW 1 | $5^0$ | $2^0$ | $0^0$ | **7.2** | ●² 3a20-4a40, 6a-6a55 |
| 24 | 63.6 | 63.8 | 63.6 | 15.1 | 16.0 | 14.6 | 16.1 | 11.7 | 10.4 | 10.4 | 10.2 | 82 | 77 | 83 | SSE 1 | S 1 | S 1 | $9^1$ | 0 | 5 | — | |
| 25 | 63.6 | 64.0 | 64.5 | 16.5 | 16.6 | 16.7 | 18.1 | 12.1 | 11.6 | 11.6 | 11.0 | 83 | 82 | 77 | SSW 1 | S 1 | S 1 | $6^1$ | $5^1$ | 6 | — | |
| 26 | 62.4 | 61.8 | 61.4 | 16.2 | 17.0 | 15.0 | 18.1 | 12.8 | 11.3 | 10.9 | 10.9 | 82 | 76 | 86 | S 1 | S 1 | S 1 | $3^0$ | $4^0$ | 0 | — | |
| 27 | 59.3 | 58.5 | 58.6 | 15.8 | 16.7 | 15.2 | 18.3 | 12.9 | 11.8 | 10.7 | 11.2 | 88 | 75 | 87 | SSE 1 | S 1 | S 1 | $3^0$ | $7^1$ | $8^1$ | — | |
| 28 | 57.7 | 59.1 | 59.2 | 15.9 | 16.7 | 15.8 | 17.9 | 12.2 | 11.6 | 11.5 | 11.2 | 86 | 81 | 84 | S 1 | NW 1 | N 1 | $8^0$ | $10^1$ | $10^1$ | — | |
| 29 | 58.4 | 60.6 | 63.5 | 14.9 | 16.5 | 15.9 | 17.1 | 12.5 | 12.2 | 11.8 | 12.0 | 97 | 84 | 89 | N 1 | N 1 | N 1 | $9^1$ | $5^0$ | $6^1$ | 3.9 | ●² 6a13-7a50, ●¹ ch |
| 30 | 63.9 | 63.7 | 63.0 | 15.0 | 15.3 | 15.0 | 17.3 | 12.1 | 10.9 | 10.6 | 9.9 | 86 | 82 | 78 | S 1 | S 2 | S 2 | 0 | 0 | 0 | 1.6 | |
| 31 | 60.6 | 62.2 | 63.5 | 16.0 | 16.5 | 16.0 | 17.0 | 11.9 | 12.1 | 12.9 | 12.5 | 89 | 93 | 92 | S 1 | S 2 | S 2 | 0 | 0 | 0 | — | |
| **Pro. Mit.** | 61.3 | 61.6 | 61.8 | 15.1 | 16.2 | 15.2 | 17.3 | 11.3 | 11.0 | 11.2 | 10.7 | 86 | 82 | 83 | 1.2 | 1.4 | 1.5 | 6.4 | 5.1 | 5.1 | 29.0 | |

Barómetro reducido a 0°C y a gravedad normal.

Barometer reduciert auf 0°C und Normals

**TULMO** (H = 50 m) **DICIEMBRE 1912** φ = 38° 02′ S λ = 73° 12′ W $h_a$ = —

| Temp. a la Temp. Freien | Velocidad del viento m/minuto 7a | 2p | 9p | km 9p-7a | 7a-2p | 2p-9p | 7a-7a | k/1h | Nubes (clase y dirección) 7a | 2p | 9p | Agua caída mm 7a | 2p | 9p | Evaporación mm 7a | 2p | 9p | 7a-7a |
|---|---|---|---|---|---|---|---|---|---|---|---|---|---|---|---|---|---|---|
| Min. | | | | | | | | | str | | str | — | — | — | | | | |
| | | | | | | | | | fr-str S | | str | — | — | — | | | | |
| | | | | | | | | | fr-str SE | | | — | — | — | | | | |
| | | | | | | | | | fr-str SW | fr-str NW | ni NW | — | — | 0.3 | | | | |
| | | | | | | | | | str-cu S | | | 4.4 | — | — | | | | |
| | | | | | | | | | | | | — | — | — | | | | |
| | | | | | | | | | fr-str | str-cu | | — | — | — | | | | |
| | | | | | | | | | fr-str | fr-str W | | — | — | — | | | | |
| | | | | | | | | | | str-cu S | | — | — | — | | | | |
| | | | | | | | | | fr-ni W | fr-str SW | | 1.1 | 0.3 | — | | | | |
| | | | | | | | | | | a-str S | | — | — | — | | | | |
| | | | | | | | | | fr-str SE | fr-str SE | fr-str S | — | — | — | | | | |
| | | | | | | | | | str W | fr-str W | fr-str W | — | — | — | | | | |
| | | | | | | | | | fr-str W | str-cu NW | str | — | — | — | | | | |
| | | | | | | | | | ni NW | ni NW | ni W | 9.7 | 4.5 | — | | | | |
| | | | | | | | | | fr-str S | fr-str S | | — | — | — | | | | |
| | | | | | | | | | | fr-str NE | | — | — | — | | | | |
| | | | | | | | | | str | | fr-str S | — | — | — | | | | |
| | | | | | | | | | fr-str SE | | | — | — | — | | | | |
| | | | | | | | | | | | | — | — | — | | | | |
| | | | | | | | | | | | a-str S | — | — | — | | | | |
| | | | | | | | | | | fr-str NW | str NW | — | — | — | | | | |
| | | | | | | | | | ni NW | str-cu S | | 3.4 | 10.5 | — | | | | |
| | | | | | | | | | fr-str SE | | | — | — | — | | | | |
| | | | | | | | | | fr-str SE | | | — | — | — | | | | |
| | | | | | | | | | | a-str S | | — | — | — | | | | |
| | | | | | | | | | a-str S | a-str NW | | — | — | — | | | | |
| | | | | | | | | | a-cu NW | fr-str NW | fr-str NW | — | — | — | | | | |
| | | | | | | | | | fr-ni NW | fr-ni NW | | — | 11.8 | — | | | | |
| | | | | | | | | | | | | — | — | — | | | | |
| | | | | | | | | | | | | — | — | — | | | | |
| | | | | | | | | | | | | 18.6 | 27.1 | 0.3 | | | | |

**A MOCHA (W)** (H = 20 m) **DICIEMBRE 1912** φ = 38° 21′ S λ = 73° 58′ W $h_a$ = —

| | | | | | | | | | | | | | | | | | | |
|---|---|---|---|---|---|---|---|---|---|---|---|---|---|---|---|---|---|---|
| | | | | | | | | | ni | ni | ni | — | — | — | | | | |
| | | | | | | | | | ni | cu | | — | — | — | | | | |
| | | | | | | | | | cu-ni | | | — | — | — | | | | |
| | | | | | | | | | cu-ni | cu-ni | ni | — | — | 6.7 | | | | |
| | | | | | | | | | cu | cu | | — | — | — | | | | |
| | | | | | | | | | cu | | cu-ni | — | — | — | | | | |
| | | | | | | | | | cu | cu | cu | — | — | 0.1 | | | | |
| | | | | | | | | | cu | cu | | — | — | — | | | | |
| | | | | | | | | | cu | cu | | — | — | — | | | | |
| | | | | | | | | | cu | cu | cu | 3.7 | — | — | | | | |
| | | | | | | | | | cu | cu | | — | — | — | | | | |
| | | | | | | | | | cu | ci-cu | ci | — | — | — | | | | |
| | | | | | | | | | cu | cu | ni | — | — | — | | | | |
| | | | | | | | | | ni | ci-cu | ni | — | — | 0.1 | | | | |
| | | | | | | | | | ni | ni | ni | 4.3 | 0.4 | — | | | | |
| | | | | | | | | | cu | ci | ni | — | — | — | | | | |
| | | | | | | | | | ni | ni | ni | 0.9 | — | — | | | | |
| | | | | | | | | | ni | ni | ni | — | — | — | | | | |
| | | | | | | | | | | | | — | — | — | | | | |
| | | | | | | | | | | | | — | — | — | | | | |
| | | | | | | | | | ni | ni | ni | — | — | — | | | | |
| | | | | | | | | | cu | ci-cu | cu | 0.1 | — | — | | | | |
| | | | | | | | | | a-cu | cu | | 7.2 | — | — | | | | |
| | | | | | | | | | cu | | cu | — | — | — | | | | |
| | | | | | | | | | ni | cu | ni | — | — | — | | | | |
| | | | | | | | | | ci | cu | | — | — | — | | | | |
| | | | | | | | | | cu | cu | cu | — | — | — | | | | |
| | | | | | | | | | a-cu | cu | ni | — | — | — | | | | |
| | | | | | | | | | ni | cu | cu-ni | 3.9 | 1.3 | — | | | | |
| | | | | | | | | | | | | 0.3 | — | — | | | | |
| | | | | | | | | | | | | — | — | — | | | | |
| | | | | | | | | | | | | 20.4 | 1.7 | 6.9 | | | | |

Observaciones se efectuaron según hora oficial de Chile (75° de long.)

Allen Beobachtungen nach chilenischer Einheitszeit (75° Länge).

**VALDIVIA** (H = 15 m) **DICIEMBRE 1912** φ = 39° 48′ S λ = 73° 15′ W $C_g = \frac{-0.4}{-0.3}$

| Día / Tag | Barómetro Barometer 700 mm + | | | Temperatura del aire Lufttemperatur C° | | | | | Humedad absoluta Absolute Feuchtigkeit mm | | | Humedad relativa Relative Feuchtigkeit % | | | Dirección y fuerza del viento Richtung und Stärke des Windes 0—12 B | | | | | | Nebulosidad Bewölkung 0—10 | | | Agua caída Niederschlag mm | Notas Bemerkungen |
|---|---|---|---|---|---|---|---|---|---|---|---|---|---|---|---|---|---|---|---|---|---|---|---|---|
| | 7a | 2p | 9p | 7a | 2p | 9p | Max. | Min. | 7a | 2p | 9p | 7a | 2p | 9p | 7a | | 2p | | 9p | | 7a | 2p | 9p | 7a-7a | |
| 1 | 59.4 | 57.3 | 58.3 | 18.3 | 25.7 | 13.4 | 25.7 | 13.2 | 8.8 | 10.1 | 9.9 | 56 | 41 | 86 | SSE | 2 | W | 2 | SW | 1 | 0 | 0 | 0 | — | |
| 2 | 59.7 | 57.1 | 57.8 | 14.0 | 13.1 | 12.0 | 23.2 | 8.9 | 9.8 | 11.0 | 9.0 | 82 | 52 | 86 | S | 2 | W | 3 | C | 0 | 8 | 3 | 0 | — | ◺¹ an |
| 3 | 58.6 | 57.1 | 57.4 | 13.2 | 18.2 | 10.6 | 19.4 | 8.0 | 8.7 | 8.0 | 8.1 | 77 | 51 | 85 | C | 0 | WSW | 3 | C | 0 | 9 | 0 | 0 | — | ◺¹ an |
| 4 | 57.6 | 57.2 | 58.8 | 12.6 | 18.6 | 13.4 | 19.2 | 7.1 | 8.9 | 9.0 | 10.1 | 82 | 56 | 88 | NNW | 1 | NW | 2 | NW | 2 | 7 | 8 | 9 | — | ●¹ 4p30-8p30; ◺¹ an |
| 5 | 62.9 | 63.9 | 65.3 | 13.8 | 17.2 | 9.7 | 17.5 | 8.6 | 9.0 | 7.4 | 7.3 | 76 | 55 | 81 | C | 0 | W | 4 | C | 0 | 7 | 1 | 0 | 6.2 | ∞ hor W |
| 6 | 63.3 | 60.2 | 59.2 | 9.9 | 17.7 | 12.8 | 18.4 | 3.8 | 8.1 | 8.6 | 8.9 | 89 | 57 | 81 | N | 1 | W | 3 | C | 0 | 4 | 2 | 2 | — | ◺² an, ≡ |
| 7 | 57.0 | 57.6 | 59.6 | 13.9 | 15.5 | 11.0 | 15.5 | 9.9 | 10.7 | 9.5 | 8.1 | 91 | 72 | 83 | NW | 1 | NW | 2 | C | 0 | 9 | 10 | 1 | 1.0 | ● ch 4a30-4p45 |
| 8 | 61.1 | 60.7 | 61.0 | 8.0 | 16.7 | 11.0 | 17.0 | 5.0 | 7.8 | 6.5 | 6.6 | 97 | 46 | 68 | NNW | 1 | NW | 3 | C | 0 | 10 | 2 | 0 | 4.0 | ◺² an, ≡ |
| 9 | 60.6 | 61.4 | 60.5 | 10.4 | 15.2 | 13.1 | 16.5 | 4.3 | 7.7 | 7.9 | 8.9 | 81 | 62 | 79 | C | 0 | NW | 2 | NW | 1 | 8 | 10 | 9 | — | ● gt I, ● ch II; ◺¹ an |
| 10 | 60.2 | 62.1 | 63.6 | 11.7 | 15.4 | 7.2 | 15.5 | 7.2 | 8.3 | 6.5 | 6.8 | 81 | 50 | 89 | W | 1 | W | 3 | C | 0 | 10 | 7 | 0 | 4.3 | ● ch n-8a30, 6p30; ⌒ |
| 11 | 63.6 | 62.9 | 64.0 | 7.3 | 14.6 | 11.8 | 16.1 | 3.5 | 7.3 | 6.8 | 8.1 | 96 | 55 | 78 | C | 0 | W | 3 | NNW | 1 | 10 | 8 | 10 | 1.3 | ● gt 9a, ● ch II; ≡¹ |
| 12 | 64.3 | 63.8 | 62.8 | 13.0 | 17.9 | 11.0 | 18.0 | 8.5 | 10.3 | 9.1 | 8.4 | 92 | 60 | 85 | C | 0 | WNW | 3 | C | 0 | 4 | 8 | 2 | 2.6 | ● ch an |
| 13 | 62.6 | 61.6 | 62.0 | 11.4 | 18.2 | 11.7 | 19.5 | 6.3 | 8.6 | 7.9 | 9.0 | 85 | 50 | 88 | C | 0 | WNW | 3 | C | 0 | 9 | 8 | 2 | — | ◺² an |
| 14 | 60.7 | 59.1 | 58.7 | 13.2 | 19.1 | 14.6 | 19.2 | 10.8 | 9.2 | 10.7 | 11.7 | 81 | 65 | 92 | NW | 1 | NNW | 2 | N | 1 | 10 | 8 | 10 | — | ●¹ 7p-MN |
| 15 | 59.2 | 60.0 | 61.2 | 15.9 | 19.0 | 15.7 | 19.3 | 14.2 | 13.2 | 12.1 | 12.1 | 98 | 74 | 91 | N | 1 | W | 2 | NNW | 1 | 10 | 10 | 10 | 21.7 | ●¹ MN-8a, ● gt 4p30 |
| 16 | 61.6 | 61.6 | 61.9 | 17.0 | 18.9 | 15.2 | 20.1 | 14.5 | 12.5 | 13.1 | 12.2 | 87 | 80 | 95 | NNW | 1 | SSW | 1 | W | 1 | 10 | 9 | 1 | 1.5 | ●¹ MN-4a, ● gt I [9p1 |
| 17 | 61.3 | 57.7 | 58.9 | 17.8 | 28.5 | 21.2 | 29.8 | 13.7 | 13.2 | 13.3 | 13.5 | 87 | 46 | 72 | S | 1 | S | 2 | S | 1 | 9 | 1 | 4 | 0.1 | ◺¹ an |
| 18 | 60.4 | 60.5 | 62.5 | 18.8 | 21.5 | 12.3 | 23.3 | 12.3 | 12.0 | 11.5 | 8.6 | 74 | 60 | 80 | S | 2 | WNW | 4 | C | 0 | 1 | 1 | 0 | — | ◺¹ an |
| 19 | 65.4 | 64.6 | 65.3 | 13.9 | 19.8 | 14.1 | 20.6 | 8.6 | 8.1 | 8.7 | 7.6 | 69 | 50 | 63 | S | 1 | WNW | 2 | S | 1 | 9 | 2 | 0 | — | ◺¹ an |
| 20 | 64.2 | 61.4 | 61.6 | 13.5 | 24.3 | 17.5 | 25.6 | 8.8 | 8.0 | 8.7 | 9.6 | 69 | 89 | 64 | ESE | 2 | W | 2 | C | 0 | 0 | 0 | 0 | — | ◺⁰ an |
| 21 | 59.3 | 56.8 | 56.8 | 18.0 | 26.4 | 15.6 | 26.8 | 12.9 | 11.2 | 12.5 | 11.0 | 73 | 49 | 83 | S | 2 | W | 3 | C | 0 | 0 | 1 | 1 | — | ∞ II hor W |
| 22 | 56.4 | 56.9 | 55.6 | 16.5 | 20.5 | 16.0 | 21.0 | 12.0 | 10.9 | 10.6 | 11.6 | 78 | 59 | 85 | W | 2 | W | 3 | NNW | 2 | 2 | 2 | 10 | — | ● gt 9p; ◺¹ an |
| 23 | 54.1 | 59.0 | 62.7 | 14.3 | 17.8 | 12.6 | 18.0 | 12.5 | 10.5 | 8.5 | 8.6 | 87 | 56 | 78 | WNW | 3 | W | 3 | W | 1 | 10 | 5 | 4 | 14.8 | ●¹ n-8a, ● ch 8p45 |
| 24 | 63.7 | 63.2 | 62.8 | 12.7 | 18.6 | 12.0 | 18.8 | 7.8 | 9.2 | 8.6 | 8.2 | 84 | 54 | 78 | WSW | 1 | W | 3 | C | 0 | 8 | 3 | 1 | 0.4 | ◺² an; ∞ III hor W |
| 25 | 63.2 | 62.3 | 62.6 | 13.4 | 18.1 | 12.0 | 19.2 | 7.8 | 8.6 | 9.0 | 8.9 | 75 | 58 | 84 | W | 1 | WNW | 3 | C | 0 | 4 | 1 | 2 | — | ◺² an |
| 26 | 62.5 | 60.4 | 60.0 | 14.2 | 19.3 | 11.9 | 19.3 | 9.9 | 8.2 | 9.4 | 9.0 | 68 | 56 | 87 | C | 0 | NW | 4 | C | 0 | 9 | 5 | 2 | — | |
| 27 | 59.0 | 57.6 | 56.9 | 14.2 | 18.3 | 12.1 | 19.5 | 11.5 | 8.4 | 8.1 | 8.8 | 70 | 51 | 83 | S | 2 | W | 3 | C | 0 | 9 | 2 | 4 | — | |
| 28 | 56.9 | 57.5 | 58.6 | 14.3 | 16.5 | 13.5 | 18.6 | 10.3 | 9.3 | 9.0 | 9.3 | 77 | 64 | 80 | C | 0 | NW | 2 | C | 0 | 9 | 10 | 9 | — | |
| 29 | 57.1 | 59.0 | 62.4 | 13.1 | 17.8 | 14.5 | 18.8 | 12.2 | 10.1 | 10.0 | 11.2 | 89 | 66 | 91 | NNE | 1 | NNW | 4 | W | 1 | 10 | 8 | 9 | 2.3 | ● ch an, ●¹ 8a-2p, ● |
| 30 | 64.1 | 62.1 | 62.5 | 13.2 | 21.2 | 13.0 | 21.3 | 11.5 | 9.4 | 9.4 | 9.2 | 83 | 50 | 82 | S | 1 | W | 2 | SSW | 1 | 10 | 4 | 0 | 12.4 | |
| 31 | 62.3 | 60.2 | 60.6 | 12.8 | 25.1 | 15.1 | 26.2 | 10.4 | 8.5 | 9.6 | 9.8 | 77 | 40 | 76 | SSE | 1 | WSW | 1 | C | 0 | 4 | 0 | 0 | — | |
| Pro. Mit. | 60.7 | 60.1 | 60.7 | 13.7 | 19.5 | 13.1 | 20.2 | 9.5 | 9.5 | 9.4 | 9.4 | 81 | 56 | 82 | | 1.0 | | 2.6 | | 0.5 | 7.1 | 4.5 | 3.3 | 72.6 | |

**LOS RISCOS** (H = 61 m) **DICIEMBRE 1912** φ = 41° 13′ S λ = 72° 48′ W $C_g$ = —

| | | | | | | | | | | | | | | | | | | | | | | | | | |
|---|---|---|---|---|---|---|---|---|---|---|---|---|---|---|---|---|---|---|---|---|---|---|---|---|---|
| 1 | *54.9* | 53.4 | 54.5 | 14.0 | 22.0 | 14.5 | 22.8 | 7.7 | | | | | | | C | 0 | S | 1 | S | 2 | 3 | 0 | 0 | — | ◺ am |
| 2 | 54.9 | 53.1 | 53.7 | 12.6 | 19.3 | 13.2 | 20.4 | 9.5 | | | | | | | C | 0 | SE | 1 | S | 1 | 10 | 1 | 0 | — | ◺⁰ am |
| 3 | 53.7 | 52.8 | 51.5 | 13.3 | 18.7 | 14.4 | 20.0 | 10.7 | | | | | | | C | 0 | C | 0 | C | 0 | 10 | 1 | 0 | — | ◺ am |
| 4 | 52.5 | 51.5 | 52.9 | 14.1 | 18.2 | 12.4 | 19.2 | 9.5 | | | | | | | NE | 1 | N | 1 | N | 2 | 4 | 9 | 10 | — | ● 2p50-n |
| 5 | 57.5 | 59.0 | 60.8 | 12.1 | 16.7 | 11.2 | 17.5 | 10.2 | | | | | | | S | 1 | NW | 2 | S | 1 | 9 | 5 | 2 | 10.8 | ● an |
| 6 | 58.0 | 54.7 | 53.6 | 11.5 | 16.3 | 12.1 | 17.5 | 5.5 | | | | | | | C | 0 | C | 0 | C | 0 | 9 | 9 | 9 | — | ◺ an |
| 7 | 50.8 | 51.0 | 54.6 | 11.8 | 12.2 | 9.8 | 14.4 | 9.5 | | | | | | | NW | 1 | S | 2 | SE | 1 | 10 | 10 | 7 | 4.9 | ● a interv |
| 8 | 56.0 | 56.0 | 55.9 | 11.6 | 14.2 | 11.0 | 15.2 | 5.9 | | | | | | | C | 0 | W | 1 | S | 1 | 7 | 6 | 3 | 8.7 | ● gt |
| 9 | 55.0 | 55.1 | 54.9 | 11.4 | 12.3 | 13.7 | 15.1 | 8.4 | | | | | | | N | 1 | N | 1 | N | 3 | 8 | 10 | 10 | — | ● ch p |
| 10 | 54.1 | 55.9 | 59.0 | 10.2 | 11.3 | 9.2 | 14.1 | 8.8 | | | | | | | SW | 1 | W | 5 | C | 0 | 9 | 10 | 10 | 14.2 | ● a interv |
| 11 | 57.2 | 56.7 | 57.6 | 10.2 | 13.2 | 11.6 | 14.5 | 7.0 | | | | | | | N | 2 | SW | 2 | W | 3 | 8 | 10 | 10 | 2.3 | ● ch, △ 1p30 |
| 12 | 58.7 | 58.4 | 58.8 | 11.4 | 16.5 | 12.6 | 18.1 | 10.3 | | | | | | | N | 2 | N | 1 | C | 0 | 9 | 7 | 6 | 2.2 | ● am 11a |
| 13 | 57.0 | 56.1 | 56.1 | 14.6 | 19.2 | 13.8 | 19.7 | 8.4 | | | | | | | N | 1 | SW | 1 | C | 0 | 7 | 8 | 8 | 0.1 | ● n |
| 14 | 55.0 | *53.5* | 52.7 | 13.4 | 16.4 | 15.5 | 16.5 | 12.5 | | | | | | | N | 1 | N | 1 | N | 2 | 9 | 10 | 10 | 2.5 | ● a, n |
| 15 | 53.5 | 53.2 | *54.5* | 14.5 | 21.5 | 16.2 | 22.0 | 13.0 | | | | | | | N | 1 | C | 0 | S | 1 | 10 | 10 | 10 | 10.3 | ● am, ● ch |
| 16 | *57.0* | *57.3* | 58.0 | 16.1 | *18.1* | 17.1 | 19.5 | 13.8 | | | | | | | C | 0 | | | C | 0 | 10 | 10 | 10 | 0.7 | |
| 17 | 56.7 | 54.8 | 54.5 | 17.2 | 22.8 | 17.4 | 23.3 | 12.4 | | | | | | | C | 0 | S | 3 | SW | 2 | 3 | 1 | 5 | — | ◺ an |
| 18 | 55.7 | 56.3 | 58.7 | 15.8 | 19.7 | 13.1 | 20.5 | 12.5 | | | | | | | S | 2 | S | 2 | S | 1 | 10 | 5 | 9 | — | ◺ an, ≡ |
| 19 | 60.4 | 61.2 | 61.1 | 12.4 | 16.9 | 11.8 | 17.2 | 9.7 | | | | | | | S | 2 | S | 3 | S | 2 | 9 | 3 | 3 | — | ◺ an |
| 20 | 59.9 | 57.7 | 57.4 | 12.8 | 20.6 | 14.4 | 21.4 | 7.5 | | | | | | | S | 1 | S | 3 | S | 1 | 2 | 9 | 9 | — | ◺ an |
| 21 | 54.4 | 52.8 | 52.1 | 15.0 | 22.4 | 15.6 | 23.5 | 11.9 | | | | | | | C | 0 | S | 2 | S | 1 | 9 | 3 | 0 | — | ◺ an |
| 22 | 50.4 | 49.9 | 48.5 | 15.4 | 19.7 | 16.2 | 21.0 | 12.7 | | | | | | | SW | 1 | NNW | 1 | N | 1 | 10 | 9 | 10 | — | ● 4p30-MN |
| 23 | 48.2 | 52.4 | 56.0 | 12.9 | 15.2 | 11.7 | 16.7 | 10.9 | | | | | | | S | 1 | SW | 3 | SW | 1 | 10 | 8 | 10 | 19.6 | ● a interv |
| 24 | 58.1 | 57.6 | 58.4 | 11.7 | 15.0 | 11.7 | 16.8 | 8.9 | | | | | | | C | 0 | C | 0 | S | 1 | 9 | 7 | 1 | 1.8 | ● an |
| 25 | 58.1 | 57.8 | 58.3 | 12.6 | 16.4 | 12.0 | 18.0 | 7.4 | | | | | | | C | 0 | SW | 1 | S | 1 | 7 | 9 | 3 | — | ◺ an |
| 26 | 57.0 | 55.7 | 55.6 | 13.0 | 17.8 | 13.4 | 18.3 | 9.4 | | | | | | | C | 0 | W | 1 | C | 0 | 6 | 4 | 9 | — | ◺ an |
| 27 | 53.9 | 51.6 | 51.9 | 13.4 | 17.9 | 12.8 | 19.0 | 9.6 | | | | | | | SW | 2 | C | 0 | S | 2 | 8 | 4 | 6 | — | ◺ an |
| 28 | 52.0 | 51.0 | 52.5 | 14.1 | 17.2 | 14.8 | 18.0 | 11.0 | | | | | | | C | 0 | C | 0 | C | 0 | 9 | 10 | 10 | — | ◺ an |
| 29 | 51.5 | *53.1* | 57.6 | 14.6 | 14.1 | 12.3 | 15.7 | 11.6 | | | | | | | N | 1 | N | 1 | S | 1 | 10 | 10 | 9 | 2.4 | ● am, 7a30-6p |
| 30 | 59.0 | 59.1 | 58.6 | 12.6 | 16.7 | 12.6 | 17.7 | *11.2* | | | | | | | C | 0 | S | 3 | S | 2 | 9 | 6 | 0 | 10.7 | |
| 31 | 57.8 | 56.5 | 56.1 | 13.4 | 23.2 | 12.2 | 23.6 | 7.8 | | | | | | | C | 0 | S | 2 | C | 0 | 1 | 0 | 0 | — | ◺² an |
| Pro. Mit. | 55.4 | 55.0 | 55.7 | 13.2 | 17.5 | 13.2 | 18.6 | 9.8 | | | | | | | | 0.7 | | 1.5 | | 1.0 | 7.8 | 6.6 | 6.0 | 90.6 | |

Barómetro reducido a 0°C y a gravedad normal.

Barometer reduciert auf 0°C und Normals

## LDIVIA (H = 15 m) — DICIEMBRE 1912 — φ = 39° 48′ S — λ = 73° 15′ W — $h_a$ = 4 m

| Temp. a la temp. Temp. in Freien. ° | | Velocidad del viento Windgeschwindigkeit m/minuto | | | km | | | | Nubes (clase y dirección) Wolken (Art und Richtung) | | | Agua caída Niederschlag mm | | | Evaporación Verdunstung mm | | | |
|---|---|---|---|---|---|---|---|---|---|---|---|---|---|---|---|---|---|---|
| Max. | Min. | 7a | 2p | 9p | 9p-7a | 7a-2p | 2p-9p | 7a-7a | k/1h | 7a | 2p | 9p | 7a | 2p | 9p | 7a | 2p | 9p | 7a-7a |
| 17.7 | 12.1 | 240 | 220 | 85 | 53.5 | 60.4 | 47.6 | 209.3 | 8.7 | | | | — | — | — | 1.1 | 1.8 | 1.3 | **4.8** |
| 14.7 | 7.2 | 120 | 275 | 0 | 4.8 | 61.9 | 39.2 | 112.8 | 4.7 | str-cu S | ci | | — | — | — | 0.1 | 1.0 | 1.2 | 3.2 |
| 16.5 | 6.4 | 0 | 370 | 0 | 1.0 | 84.5 | 56.1 | 102.1 | 4.3 | cu | | | — | — | — | 0.1 | 1.2 | 1.1 | 2.3 |
| 19.3 | 5.7 | 40 | 190 | 175 | 4.4 | 56.6 | 45.0 | 145.0 | 6.0 | fr-cu NNW | cu-ni NW | cu-ni NW | — | — | 6.2 | 0.2 | 1.1 | 0.4 | 2.5 |
| 16.5 | 7.4 | 0 | 340 | 0 | 20.2 | 82.8 | 77.0 | 121.8 | 5.1 | cu-ni | cu | | — | — | — | 0.2 | 1.3 | 1.1 | 1.7 |
| 19.5 | 2.8 | 35 | 240 | 0 | 0.7 | 54.0 | 88.2 | 160.5 | 6.7 | a-cu | fr-cu W | cu-ni | — | — | — | 0.2 | 1.1 | 0.9 | 2.6 |
| 20.0 | 8.4 | 85 | 145 | 25 | 8.4 | 56.3 | 35.6 | 150.6 | 6.3 | cu-ni NW | cu-ni | cu | 1.0 | 2.5 | 1.5 | 0.1 | 0.6 | 0.4 | 2.1 |
| 17.4 | 4.0 | 60 | 250 | 0 | 2.9 | 61.6 | 64.2 | 94.8 | 4.0 | str | cu | | — | — | — | 0.0 | 0.9 | 1.0 | 1.0 |
| 16.5 | 2.5 | 0 | 170 | 50 | 3.0 | 56.0 | 49.2 | 128.8 | 5.4 | a-cu | cu-ni NW | cu-ni NW | — | 0.0 | 1.4 | 0.4 | 0.6 | 0.7 | 2.3 |
| 16.1 | 5.3 | 45 | 260 | 0 | 65.0 | 73.6 | 55.0 | 170.2 | 7.1 | cu-ni W | cu W | | 2.9 | 0.7 | 0.6 | 0.6 | 0.9 | 1.1 | 1.9 |
| 16.2 | **2.2** | 0 | 255 | 60 | 0.2 | 53.0 | 64.0 | 128.8 | 5.4 | str | cu ni W | cu-ni NW | — | 0.2 | 0.2 | 0.1 | 0.8 | 1.0 | 2.1 |
| 17.1 | 7.6 | 0 | 300 | 25 | 4.6 | 68.0 | 65.7 | 121.6 | 5.1 | cu W | ci-str WNW | ci | 2.2 | — | — | 0.1 | 1.0 | 1.0 | 1.9 |
| 16.7 | 5.0 | 25 | 275 | 0 | 10.1 | 65.0 | 54.2 | 143.8 | 6.0 | ci-str | cu, ci-str WNW | cu, ci N | — | — | — | 0.1 | 1.1 | 0.7 | 2.1 |
| 18.5 | 9.2 | 85 | 190 | 35 | 31.0 | 59.6 | 42.1 | 150.2 | 6.3 | cu-ni NW | cu-ni NW | ni | — | — | 3.5 | 0.5 | 0.8 | 0.4 | 2.3 |
| 22.6 | 13.5 | 85 | 150 | 60 | 38.9 | 43.3 | 38.0 | 140.6 | 5.9 | ni N | cu-ni NW | ni | 18.2 | 0.3 | 0.0 | 0.1 | 0.6 | 0.4 | 1.3 |
| 20.0 | 13.2 | 45 | 40 | 65 | 17.2 | 23.6 | 36.8 | 98.5 | 4.1 | cu-ni NNW | cu-ni N | cu | 1.2 | 0.1 | — | 0.1 | 0.2 | 0.5 | 1.1 |
| 22.6 | 13.0 | 70 | 190 | 85 | 20.0 | 71.4 | 53.4 | **80.4** | **3.4** | cu-ni S | ci | ci-cu W | — | — | — | 0.1 | 1.0 | 1.8 | **0.8** |
| 19.7 | 10.6 | 125 | 310 | 0 | 28.2 | 79.7 | 88.2 | 153.0 | 6.4 | fr-cu S | cu | | — | — | — | 1.4 | 1.1 | 1.3 | 4.2 |
| 17.8 | 6.9 | 95 | 210 | 100 | 6.4 | 60.3 | 49.2 | 174.3 | 7.3 | cu-ni S | fr-cu S | | — | — | — | 0.1 | 1.1 | 1.2 | 2.5 |
| 20.0 | 6.8 | 180 | 125 | 0 | 41.8 | 68.8 | 35.7 | 151.3 | 6.3 | | | | — | — | — | 0.4 | 1.5 | 1.3 | 2.7 |
| 22.6 | 11.3 | 250 | 325 | 0 | 42.3 | 60.8 | 50.8 | 146.8 | 6.1 | | fr-cu S | ci | — | — | — | 0.7 | 1.4 | 1.4 | 3.5 |
| 17.0 | 10.5 | 225 | 250 | 130 | 21.6 | 83.2 | 69.4 | 133.2 | 5.6 | cu W | fr-cu W | cu-ni NNW | — | — | — | 0.2 | 0.6 | 1.0 | 3.0 |
| 15.5 | 10.5 | 320 | 250 | 50 | 63.0 | 122.5 | 71.8 | **215.6** | **9.0** | cu-ni W | fr-cu W | fr-cu W | 14.8 | 0.3 | 0.1 | 0.1 | 1.0 | 1.2 | 1.7 |
| 22.3 | 6.0 | 70 | 255 | 0 | 8.8 | 53.4 | 60.6 | 203.1 | 8.5 | cu-ni WSW | fr-cu W | | — | — | — | 0.1 | 1.0 | 1.1 | 2.3 |
| 19.2 | 6.0 | 65 | 280 | 0 | 7.4 | 67.6 | 54.8 | 121.4 | 5.1 | cu W | cu | cu | — | — | — | 0.2 | 1.0 | 0.8 | 2.3 |
| 20.8 | 8.0 | 25 | 350 | 0 | 16.2 | 60.2 | 58.6 | 138.6 | 5.8 | cu SSW | ci-str W | ci | — | — | — | 0.3 | 1.0 | 0.8 | 2.1 |
| 21.0 | 9.8 | 130 | 225 | 0 | 18.0 | 58.6 | 63.8 | 136.8 | 5.7 | a-cu S | ci-cu W | cu | — | — | — | 0.4 | 1.1 | 0.3 | 2.2 |
| 21.5 | 8.5 | 0 | 205 | 0 | 1.7 | 53.2 | 22.4 | 124.1 | 5.2 | | str-cu N | cu-ni | — | — | — | 0.1 | 0.9 | 0.5 | 1.5 |
| 18.5 | 11.0 | 50 | **390** | 35 | 11.3 | 48.3 | 51.2 | 86.9 | 3.6 | ci-str | cu-ni NNW | cu-ni W | 2.3 | 12.2 | 0.2 | 0.2 | 0.2 | 0.6 | 1.6 |
| 23.1 | 10.8 | 35 | 190 | 50 | 31.3 | 41.0 | 54.4 | 130.8 | 5.4 | cu-ni W | fr-cu SW | | — | — | — | 0.2 | 0.8 | 1.2 | 1.0 |
| 21.6 | 9.2 | 100 | 110 | 0 | 58.2 | 37.4 | 37.0 | 153.6 | 6.4 | cu SE | | | — | — | — | 0.6 | 1.2 | 2.0 | 2.6 |
| 19.8 | 8.1 | 84 | 233 | 33 | 20.7 | 62.1 | 54.2 | 139.6 | 5.8 | | | | 42.6 | 16.3 | 13.7 | 9.1 | 29.9 | 29.7 | 69.2 |

## OS RISCOS (H = 61 m) — DICIEMBRE 1912 — φ = 41° 13′ S — λ = 72° 48′ W — $h_a$ = 6 m

| | | | | | | | | | | | | | | | | | | | |
|---|---|---|---|---|---|---|---|---|---|---|---|---|---|---|---|---|---|---|---|
| 15.5 | 7.4 | 0 | 110 | 162 | 9.6 | 59.4 | 78.0 | 120.3 | 5.0 | cu NE | | | — | — | — | 0.1 | 1.4 | 2.6 | 4.1 |
| 16.5 | 9.1 | 0 | 30 | 52 | 40.5 | 37.4 | 27.5 | 177.9 | 7.4 | str SE | ci-str SE | | — | — | — | 0.3 | 0.6 | 0.9 | 4.3 |
| 16.0 | 10.5 | 0 | 4 | 0 | 20.1 | 14.3 | 12.3 | 85.0 | 3.5 | str S | ci-str NW | | — | — | — | 0.3 | 0.4 | 1.0 | 1.8 |
| 16.5 | 8.4 | 54 | 80 | 162 | 11.5 | 18.2 | 18.6 | 38.1 | 1.6 | cu NE, ci NE | str-cu | ni N | — | — | 10.1 | 0.2 | 0.8 | 0.2 | 1.6 |
| 18.1 | 10.2 | 110 | 127 | 75 | 46.7 | 39.3 | 30.4 | 83.5 | 3.5 | str-cu S | cu NW | cu S | 0.7 | — | — | 0.2 | 0.7 | 1.1 | 1.2 |
| 16.5 | **4.3** | 17 | 0 | 5 | 21.4 | 11.0 | 0.6 | 91.1 | 3.8 | str-cu E | str-cu N | str-cu N | — | — | — | 0.3 | 0.6 | 0.4 | 2.1 |
| 15.3 | 8.7 | 90 | 205 | 97 | 28.3 | 47.3 | 26.3 | 39.9 | 1.7 | ni NW | ni S | cu SE | 4.9 | 8.0 | 0.4 | 0.2 | 0.2 | 0.3 | 1.2 |
| 14.2 | 5.0 | 0 | 78 | 82 | 11.6 | 12.0 | 20.1 | 85.2 | 3.6 | cu-ni S | cu W | cu-ni N | 0.3 | — | — | 0.2 | 0.6 | 0.8 | **0.7** |
| 13.1 | 8.3 | 120 | 37 | 254 | 16.8 | 35.7 | 35.7 | 48.9 | 2.0 | cu-ni N | ni N | ni N | — | 4.0 | 0.4 | 0.4 | 0.6 | 0.7 | 1.8 |
| 15.5 | 8.4 | 90 | **367** | 5 | 87.8 | 54.3 | 63.9 | 159.2 | 6.6 | ni SW | ni SW | ni SW | 9.8 | 2.2 | 0.1 | 0.4 | 0.7 | 1.3 | 1.7 |
| 14.5 | 5.8 | 110 | 136 | 197 | 25.7 | 30.0 | 53.3 | 143.9 | 6.0 | str-cu N | ni N | ni N | — | 1.0 | 0.1 | 0.3 | 0.9 | 0.8 | 2.3 |
| 16.4 | 10.2 | 105 | 41 | 0 | 59.3 | 12.3 | 10.1 | 142.6 | 5.9 | str-cu N | str-cu SE | cu NE | 1.1 | 0.1 | — | 0.4 | 0.3 | 0.7 | 2.1 |
| 10.1 | 7.7 | 50 | 73 | 10 | 1.9 | 8.7 | 15.1 | 24.3 | 1.0 | cu N, ci-str N | str-cu S | str-cu S | — | — | — | 0.1 | 0.8 | 0.7 | 1.1 |
| 15.7 | 12.1 | 107 | 34 | 173 | 25.5 | 17.1 | 21.6 | 49.3 | 2.1 | ni N | ni N | ni N | 2.5 | 2.5 | 0.2 | 0.8 | 0.3 | 0.4 | 2.3 |
| 19.4 | 12.2 | 50 | 0 | 44 | 47.3 | 3.8 | 21.4 | 86.0 | 3.6 | str N | str-cu N | str-cu N | 7.6 | 0.6 | — | 0.4 | 0.3 | 0.6 | 1.1 |
| 18.0 | 13.5 | 0 | | 0 | 0.5 | *4.0* | *5.0* | 25.7 | 1.1 | str-cu N | | str-cu SE | 0.1 | — | — | 0.0 | *0.3* | 0.7 | 0.9 |
| 17.2 | 12.2 | 0 | 220 | 173 | 1.8 | 45.0 | 90.0 | **10.8** | **0.5** | cu SW | cu S | cu SW | — | — | — | 0.0 | 0.8 | 2.2 | 1.0 |
| 17.5 | 12.0 | 148 | 160 | 76 | 41.5 | 65.5 | 63.9 | 176.5 | 7.4 | str-cu S | cu S | str-cu S | — | — | — | 0.2 | 0.6 | 1.4 | 3.2 |
| 20.5 | 9.5 | 220 | 250 | 184 | 55.2 | 66.7 | 78.2 | 184.6 | 7.7 | str-cu S | cu S | ci-str S | — | — | — | 0.6 | 1.6 | 1.8 | 2.6 |
| 21.9 | 7.4 | 106 | 230 | 45 | 64.4 | 45.3 | 51.8 | **209.3** | **8.7** | cu S | str-cu S | str-cu S | — | — | — | 1.0 | 1.2 | 1.7 | **4.4** |
| 15.3 | 11.5 | 23 | 190 | 53 | 10.4 | 29.9 | 50.7 | 107.5 | 4.5 | str-cu SW | cu S | | — | — | — | 0.2 | 0.6 | 1.3 | 3.1 |
| 21.9 | 12.0 | 37 | 45 | 82 | 14.1 | 5.2 | 25.6 | 94.7 | 3.9 | str-cu S | str-cu NW | ni N | — | — | 0.4 | 0.0 | 0.6 | 0.6 | 1.9 |
| 21.0 | 10.9 | 107 | 282 | 90 | 46.4 | 82.6 | 47.2 | 77.2 | 3.2 | ni S | str-cu SW | ni SW | 18.6 | 0.6 | 0.1 | 0.4 | 0.7 | 1.4 | 1.6 |
| 21.1 | 8.2 | 0 | 0 | 69 | 16.3 | 9.5 | 20.9 | 146.1 | 6.1 | ni SE | str-cu W | cu S | 1.1 | — | — | 0.2 | 0.4 | 0.5 | 2.3 |
| 21.0 | 7.1 | 0 | 32 | 101 | 13.6 | 23.3 | 30.7 | 44.0 | 1.8 | str-cu S | str-cu SW | cu S | — | — | — | 0.3 | 0.6 | 0.7 | 1.2 |
| 21.6 | 8.7 | 19 | 53 | 0 | 14.0 | 28.4 | 38.9 | 68.0 | 2.8 | str-cu SW | cu S, str-cu W | str-cu S | — | — | — | 0.2 | 0.9 | 0.8 | 1.5 |
| 19.6 | 9.3 | 119 | 0 | 157 | 24.2 | 20.2 | 39.0 | 91.5 | 3.8 | str-cu SW | cu S, ci-str SW | ci-str S | — | — | — | 0.2 | 0.8 | 1.0 | 1.9 |
| 18.5 | 11.0 | 0 | 0 | 0 | 15.7 | 3.0 | 1.5 | 74.9 | 3.1 | str-cu SW | str-cu S | str-cu S | — | — | — | 0.4 | 0.5 | 0.4 | 2.2 |
| 19.6 | 11.6 | 62 | 38 | 54 | 39.5 | 32.9 | 28.7 | 44.0 | 1.8 | ni N | ni N | | 2.4 | 7.4 | 3.3 | 0.6 | 0.4 | 0.2 | 1.5 |
| 18.7 | 10.5 | 20 | 255 | 114 | 19.9 | 55.9 | 77.9 | 81.5 | 3.4 | str-cu S | cu S | ni N | — | — | — | 0.3 | 0.7 | 1.3 | 0.9 |
| 15.6 | 7.6 | 0 | 148 | 0 | 17.2 | 51.4 | 34.1 | 151.0 | 6.3 | cu S, str-cu | | | — | — | — | 0.2 | 0.8 | 2.0 | 2.2 |
| 18.4 | 9.4 | 57 | 107 | 81 | 27.4 | 31.3 | 36.1 | 95.6 | 4.0 | | | | 49.1 | 26.4 | 15.1 | 9.4 | 20.7 | 30.5 | 61.8 |

Las observaciones se efectuaron según hora oficial de Chile (75° de long.)

Alle Beobachtungen nach chilenischer Einheitszeit (75° Länge).

**PUERTO MONTT** H = 6 m) **DICIEMBRE 1912** φ = 41° 28′ S λ = 72° 55′ W $C_g$ =

| Día / Tag | Barómetro Barometer 700 mm + 7a | 2p | 9p | Temperatura del aire Lufttemperatur C° 7a | 2p | 9p | Max. | Min. | Humedad absoluta Absolute Feuchtigkeit mm 7a | 2p | 9p | Humedad relativa Relative Feuchtigkeit % 7a | 2p | 9p | Dirección y fuerza del viento Richtung und Stärke des Windes 0—12 B 7a | 2p | 9p | Nebulosidad Bewölkung 0—10 7a | 2p | 9p | Agua caída Niederschlag mm 7a-7a | Notas Bemerkungen |
|---|---|---|---|---|---|---|---|---|---|---|---|---|---|---|---|---|---|---|---|---|---|---|
| 1 | 60.0 | 59.4 | 59.9 | 12.8 | 18.0 | 13.3 | 22.0 | 11.8 | 9.5 | 10.3 | 9.9 | 87 | 67 | 88 | W 1 | S 1 | SW 2 | 10 | 5 | 7 | — | ≡ |
| 2 | 59.4 | 58.2 | 58.1 | 13.5 | 19.0 | 14.0 | 19.2 | 12.3 | 10.2 | 10.8 | 9.2 | 89 | 66 | 78 | SW 1 | S 2 | C 0 | 10 | 5 | 4 | — | ≡ |
| 3 | 58.3 | 57.6 | 56.7 | 14.2 | 20.6 | 13.2 | 21.0 | 9.3 | 9.1 | 8.6 | 9.7 | 76 | **47** | 87 | C 0 | S 2 | C 0 | 8 | 1 | 0 | — | ∞ al S |
| 4 | 56.2 | 55.6 | 56.7 | 15.0 | 18.6 | 13.9 | 22.8 | 8.9 | 9.4 | 10.4 | 10.9 | 74 | 65 | 93 | N 2 | N 2 | N 1 | 2 | 10 | 10 | — | \|\|\| 2p-3p30, ● 3p30-n |
| 5 | 62.3 | 63.2 | 64.5 | 12.6 | 17.8 | 12.5 | 20.0 | 10.4 | 8.8 | 8.2 | 8.4 | 82 | 55 | 78 | W 1 | SW 2 | C 0 | 9 | 4 | 5 | 12.9 | |
| 6 | 62.3 | 59.7 | 56.7 | 13.0 | 17.8 | 14.5 | 19.9 | 8.8 | 8.6 | 9.1 | 10.2 | 77 | 60 | 84 | N 2 | N 1 | C 0 | 9 | 10 | 10 | — | |
| 7 | 54.6 | 56.5 | 59.3 | 13.2 | 14.0 | 10.3 | 17.6 | 10.3 | 10.1 | 9.9 | 8.1 | 90 | 84 | 88 | N 4 | NW 2 | W 1 | 10 | 10 | 1 | 1.0 | ● a |
| 8 | 60.3 | 60.2 | 61.4 | 11.7 | 17.2 | 12.0 | 17.5 | 7.8 | 7.7 | 10.5 | 8.2 | 75 | 72 | 79 | W 1 | W 2 | C 0 | 9 | 7 | 8 | 3.8 | ●⁰ ch 8a-0p35 |
| 9 | 59.2 | 58.7 | 56.8 | 13.6 | 17.0 | 13.0 | 18.0 | 9.9 | 9.2 | 10.9 | 9.8 | 80 | 76 | 89 | NW 3 | NW 3 | N 7 | 8 | 6 | 10 | 0.6 | ● ch 1p30-n; ↙ n |
| 10 | 58.7 | 60.5 | 62.2 | 11.5 | 16.4 | 9.8 | 16.4 | 9.6 | 8.3 | 8.6 | **6.9** | 82 | 61 | 76 | W 3 | W 2 | W 2 | 6 | 4 | 6 | **20.2** | ● ch a |
| 11 | 61.6 | 61.0 | 62.1 | 11.0 | 14.5 | 8.5 | 16.1 | **7.0** | 7.6 | 8.9 | 7.7 | 77 | 73 | 93 | NW 3 | NW 3 | NW 2 | 6 | 5 | 10 | 1.4 | ● todo el día, △ a inte |
| 12 | 63.3 | 62.6 | 62.8 | 13.0 | 18.0 | 12.0 | 18.5 | 8.2 | 9.8 | 10.9 | 9.2 | 89 | 71 | 89 | NW 1 | NW 2 | C 0 | 10 | 8 | 9 | 16.1 | ● a interv [∩ 4 |
| 13 | 61.6 | 60.2 | 60.2 | 14.0 | 20.2 | 15.0 | 21.7 | 9.9 | 10.4 | 11.9 | 9.8 | 88 | 67 | 77 | NW 1 | NW 1 | N 1 | 8 | 9 | 8 | 10.1 | |
| 14 | 58.4 | 56.6 | 55.8 | 14.6 | 19.0 | 16.5 | 19.2 | 13.1 | 10.2 | 11.7 | 10.7 | 83 | 72 | 76 | N 6 | N 3 | N 5 | 10 | 10 | 10 | 0.3 | ●⁰ a interv |
| 15 | 58.1 | 58.4 | 60.0 | 16.0 | 18.0 | 15.3 | 19.2 | 14.1 | 12.7 | 13.4 | 12.0 | 93 | 87 | 92 | NW 1 | W 1 | C 0 | 10 | 10 | 10 | 12.6 | ● ch a interv |
| 16 | 61.0 | 60.7 | 61.8 | 15.0 | 21.5 | 16.1 | 21.8 | 13.7 | 11.3 | **14.8** | 13.3 | 89 | 78 | **98** | W 1 | NW 2 | C 0 | 10 | 10 | 10 | 1.5 | \|\|\|² 4p30-n |
| 17 | 61.7 | 60.8 | 60.0 | 16.0 | 20.9 | 17.0 | 22.2 | 15.0 | 12.8 | 13.9 | 12.8 | 95 | 76 | 89 | C 0 | S 2 | C 0 | 10 | 1 | 8 | 5.5 | |
| 18 | 60.7 | 62.2 | 63.7 | 15.1 | 19.8 | 14.0 | 22.5 | 13.6 | 11.7 | 12.7 | 9.2 | 91 | 74 | 78 | C 0 | W 2 | W 1 | 10 | 5 | 6 | 0.2 | ≡ am |
| 19 | 65.8 | **66.4** | 65.6 | 13.7 | 18.0 | 13.8 | 18.7 | 11.4 | **6.9** | 7.9 | 8.0 | 59 | 51 | 68 | S 3 | S 2 | S 2 | 9 | 3 | 5 | — | △ am |
| 20 | 65.1 | 63.3 | 64.4 | 13.6 | 18 0 | 14.1 | 19.0 | 11.5 | 8.2 | 9.3 | 9.2 | 71 | 61 | 77 | S 3 | SE 2 | SW 2 | 3 | 9 | 5 | — | △ am y n |
| 21 | 60.3 | 58.7 | 57.7 | 16.2 | 22.5 | 18.0 | 23.6 | 14.0 | 11.1 | 14.5 | 9.6 | 81 | 72 | 63 | C 0 | S 1 | C 0 | 10 | 7 | 10 | — | △ am |
| 22 | 55.6 | 54.0 | **52.9** | 17.2 | 22.2 | 16.5 | **25.0** | 15.0 | 12.1 | 12.0 | 11.8 | 83 | 61 | 84 | N 1 | N 2 | N 3 | 9 | 10 | 10 | — | ● II-n |
| 23 | 53.9 | 58.5 | 63.5 | 13.8 | 16.8 | 11.5 | 18.6 | 11.5 | 9.4 | 7.3 | 8.5 | 80 | 51 | 85 | NW 1 | W 2 | W 2 | 8 | 6 | 9 | 18.2 | ● ch a interv; ⌐ lejan |
| 24 | 63.5 | 63.2 | 62.6 | 12.0 | 17.2 | 11.8 | 17.0 | 9.9 | 8.9 | 10.1 | 9.1 | 86 | 70 | 88 | W 2 | W 1 | C 0 | 6 | 9 | 1 | 6.8 | \|\|\| a interv I [0p50 W |
| 25 | 63.8 | 63.4 | 63.7 | 13.2 | 17.4 | 13.2 | 21.2 | 9.0 | 9.5 | 10.5 | 9.2 | 85 | 71 | 82 | W 1 | SW 2 | W 1 | 8 | 8 | 6 | 1.0 | \|\|\| a interv I |
| 26 | 63.1 | 62.2 | 61.7 | 13.8 | 16.2 | 13.5 | 17.5 | 11.0 | 9.2 | 9.2 | 8.4 | 79 | 67 | 73 | C 0 | C 0 | C 0 | 8 | 9 | 3 | 1.5 | △ am |
| 27 | 59.6 | 58.5 | 58.3 | 13.2 | 19.1 | 12.3 | 19.4 | 11.0 | 8.7 | 8.8 | 7.8 | 77 | 54 | 73 | W 1 | NW 1 | C 0 | 3 | 7 | 10 | — | △ am |
| 28 | 57.4 | 57.1 | 57.8 | 14.2 | 18.4 | 15.0 | 19.8 | 12.0 | 10.2 | 10.6 | 11.3 | 85 | 67 | 89 | C 0 | C 0 | C 0 | 9 | 10 | 10 | — | \|\|\| II-n |
| 29 | 57.6 | 57.8 | 61.8 | 15.2 | 16.0 | 12.5 | 16.8 | 12.4 | 9.8 | 11.4 | 8.9 | 76 | 84 | 83 | N 4 | N 4 | NW 1 | 10 | 10 | 10 | 0.5 | ● 8a45-n, ● ch p |
| 30 | 65.0 | 64.6 | 64.3 | 11.9 | 18.3 | 14.0 | 18.9 | 10.2 | 8.5 | 10.4 | 9.2 | 83 | 66 | 78 | C 0 | S 2 | S 4 | 9 | 4 | 0 | 10.7 | △ am y n |
| 31 | 63.5 | 62.3 | 61.6 | 13.5 | 18.9 | 13.3 | 21.8 | 12.0 | 9.4 | 12.6 | 9.7 | 82 | 72 | 86 | S 1 | S 4 | S 1 | 10 | 0 | 0 | — | |
| Pro. Mit. | 60.4 | 60.1 | 60.5 | 13.8 | 18.3 | 13.6 | 19.8 | 11.1 | 9.7 | 10.6 | 9.6 | 82 | 68 | 83 | 1.5 | 1.9 | 1.2 | 8.3 | 6.8 | 6.8 | 124.9 | |

**PUNTA CORONA** (H = 25 m) **DICIEMBRE 1912** φ = 41° 51′ S λ = 73° 50′ W $C_g$ = −0

| | | | | | | | | | | | | | | | | | | | | | | |
|---|---|---|---|---|---|---|---|---|---|---|---|---|---|---|---|---|---|---|---|---|---|---|
| 1 | | | | 12.6 | 13.8 | 11.8 | 15.3 | 10.0 | 9.8 | 10.4 | 9.8 | 91 | 90 | 96 | SW 1 | SW 5 | S 2 | | | | — | |
| 2 | | | | 12.0 | 16.2 | 12.2 | 17.5 | 10.1 | 10.2 | 9.8 | 9.3 | 98 | 71 | 89 | SW 1 | SW 1 | W 3 | | | | — | |
| 3 | | | | 13.2 | 15.4 | 12.6 | 15.9 | 9.9 | 9.2 | 9.7 | 9.3 | 82 | 75 | 87 | N 1 | N 1 | S 1 | | | | — | |
| 4 | | | | 12.8 | 11.8 | 12.0 | 14.5 | 10.1 | 9.7 | 9.8 | 9.4 | 89 | 96 | 91 | NE 1 | SW 2 | SW 2 | | | | — | ●¹ 2p5-6p40 |
| 5 | | | | 12.2 | 13.6 | 11.4 | 14.0 | 8.8 | 7.4 | 7.0 | 8.3 | 70 | 60 | 83 | W 2 | NW 2 | SW 1 | | | | 5.5 | ●⁰ 3a15-3a25 |
| 6 | | | | 11.8 | 10.6 | 12.3 | 13.3 | 9.9 | 8.6 | 9.0 | 10.1 | 84 | 95 | 96 | N 2 | N 6 | N 7 | | | | — | |
| 7 | | | | 12.0 | 13.6 | 8.8 | 13.6 | 6.7 | 9.9 | 7.5 | 6.6 | 96 | 64 | 78 | NW 5 | NW 4 | S 2 | | | | — | |
| 8 | | | | 11.2 | 12.8 | 11.0 | 13.0 | 7.7 | 8.2 | 7.5 | 6.4 | 83 | 68 | 65 | NE 1 | N 3 | NW 3 | | | | — | |
| 9 | | | | 10.4 | 13.0 | 12.4 | 14.1 | 10.0 | 8.4 | 9.1 | 8.9 | 91 | 82 | 85 | N 2 | N 6 | N 10 | | | | 6.2 | ●¹ 1a2-6a45, ●² 9a5-1 |
| 10 | | | | 10.6 | 12.2 | 10.0 | 13.0 | **6.3** | **5.5** | 5.7 | 6.6 | 58 | **54** | 72 | NW 5 | NW 6 | NW 4 | | | | 3.5 | |
| 11 | | | | 10.6 | 12.4 | 12.0 | 13.3 | 7.3 | 7.4 | 8.0 | 8.0 | 77 | 74 | 76 | NW 3 | NW 7 | N 7 | | | | 3.0 | ●¹ am-9a12, ●² 3p10- |
| 12 | | | | 11.4 | 13.4 | 12.2 | 14.3 | 10.0 | 9.1 | 9.4 | 9.6 | 91 | 82 | 91 | N 1 | NW 2 | NW 2 | | | | 3.2 | ●⁰ 6a3-6a55 |
| 13 | | | | 13.4 | 12.4 | 13.2 | 14.1 | 10.0 | 9.4 | 10.2 | 9.0 | 82 | 95 | 80 | N 2 | N 5 | N 7 | | | | — | ●¹ 7p10-7p40 |
| 14 | | | | 13.4 | 14.0 | 13.6 | 15.0 | 10.1 | 11.2 | 11.1 | 11.3 | 98 | 94 | 98 | N 10 | N 11 | N 10 | | | | 16.1 | ●² 9p3-MN |
| 15 | | | | 13.0 | 14.0 | 11.6 | 14.7 | 10.3 | 10.9 | 11.6 | 9.7 | 98 | 98 | 96 | NW 2 | NW 1 | S 1 | | | | **28.5** | ●² MN-11a13, 2p20 |
| 16 | | | | 13.2 | 14.2 | 13.8 | 14.9 | 10.1 | 11.0 | 11.8 | 11.5 | 98 | 98 | 98 | E 1 | N 2 | S 1 | | | | 0.5 | ≡ 3a50-MD, 1p20-11p5 |
| 17 | | | | 13.8 | 17.6 | 13.4 | **18.7** | 11.3 | 11.2 | **12.9** | 10.4 | 96 | 86 | 91 | C 0 | SW 2 | S 6 | | | | — | ≡ 1a5-6a55 |
| 18 | | | | 13.2 | 14.2 | 12.6 | 15.3 | 9.9 | 10.8 | 8.1 | 8.3 | 96 | 67 | 77 | SW 3 | SW 4 | SW 1 | | | | — | |
| 19 | | | | 11.2 | 13.6 | 10.8 | 14.0 | 8.8 | 7.7 | 7.2 | 7.7 | 78 | 62 | 81 | SW 3 | SW 2 | S 3 | | | | — | ≡ 6p8-MN |
| 20 | | | | 12.8 | 14.0 | 12.6 | 14.7 | 9.7 | 8.0 | 8.5 | 10.1 | 73 | 71 | 93 | S 1 | W 3 | NW 2 | | | | — | ≡ MN-6a55 |
| 21 | | | | 13.4 | 15.3 | 14.4 | 15.7 | 10.3 | 11.2 | 12.0 | 11.4 | 98 | 92 | 94 | N 2 | NW 3 | S 1 | | | | — | ≡ 6a55-4p35 |
| 22 | | | | 13.4 | 14.6 | 14.4 | 15.1 | 11.5 | 10.9 | 10.7 | 11.7 | 96 | 87 | 96 | N 4 | N 7 | N 5 | | | | — | ●² 1p7-8p50, 9p15-MN |
| 23 | | | | 11.8 | 14.0 | 15.6 | 16.1 | 9.9 | 8.8 | 7.2 | 10.4 | 86 | 61 | 79 | NW 2 | NW 5 | S 1 | | | | 28.0 | ●² MN-1p15 |
| 24 | | | | 11.8 | 12.8 | 11.8 | 14.3 | 9.7 | 8.6 | 9.7 | 9.3 | 84 | 89 | 91 | SW 3 | NW 3 | S 1 | | | | 3.0 | ●² 2a10-3a35 |
| 25 | | | | 11.4 | 13.0 | 11.6 | 14.8 | 9.8 | 9.8 | 9.8 | 8.4 | 98 | 89 | 84 | NW 2 | NW 3 | SW 2 | | | | — | |
| 26 | | | | 11.8 | 13.8 | 12.0 | 14.0 | 9.9 | 8.8 | 8.9 | 8.9 | 86 | 76 | 86 | C 0 | SW 3 | NW 1 | | | | — | |
| 27 | | | | 11.2 | 13.6 | 12.4 | 14.1 | 9.7 | 9.4 | 10.5 | 9.2 | 95 | 92 | 87 | E 1 | NW 2 | S 1 | | | | — | ●⁰ 11a15-MD [●² 9p |
| 28 | | | | 12.8 | 13.0 | 13.0 | 13.9 | 10.0 | 10.5 | 10.1 | 10.4 | 96 | 91 | 94 | N 1 | N 2 | NW 2 | | | | 1.0 | ●⁰ MN-11a15, 4p4-6p3 |
| 29 | | | | 11.8 | 13.2 | 12.6 | 14.4 | 9.7 | 10.1 | 11.0 | 8.1 | 98 | 98 | 75 | NE 1 | C 0 | S 2 | | | | 22.0 | ●² 0a5-6a55, ●² 7a3-1 |
| 30 | | | | 10.6 | 15.4 | 11.4 | 16.3 | 9.3 | 8.6 | 7.9 | 8.3 | 91 | 60 | 83 | S 3 | SW 1 | SW 1 | | | | 14.0 | |
| 31 | | | | 12.6 | 17.8 | 13.4 | 18.3 | 9.9 | 8.6 | 10.4 | 9.1 | 80 | 68 | 80 | S 2 | SW 2 | C 0 | | | | — | |
| Pro. Mit. | | | | 12.2 | 13.8 | 12.4 | 14.8 | 9.6 | 9.3 | 9.4 | 9.2 | 88 | 80 | 86 | 2.2 | 3.4 | 3.0 | | | | 134.5 | |

Barómetro reducido a 0°C y a gravedad normal.

Barometer reduciert auf 0°C und Normalsc

(1) 8p40, 9p2-11p8; ≡ 5p5-10p40

**ERTO MONTT** (H = 6 m) **DICIEMBRE 1912** φ = 41° 28′ S λ = 72° 55′ W $h_a$ = —

| mp. a la temp. Temp. im Freien C ax. Min. | Velocidad del viento Windgeschwindigkeit m/minuto 7a | 2p | 9p | km 9p-7a | 7a-2p | 2p-9p | 7a-7a | k/1h | Nubes (clase y dirección) Wolken (Art und Richtung) 7a | 2p | 9p | Agua caída Niederschlag mm 7a | 2p | 9p | Evaporación Verdunstung mm 7a | 2p | 9p | 7a-7a |
|---|---|---|---|---|---|---|---|---|---|---|---|---|---|---|---|---|---|---|
| | | | | | | | | | a-str | ci | a-str | — | — | — | | | | |
| | | | | | | | | | str | ci NW | fr-cu | — | — | — | | | | |
| | | | | | | | | | ci-cu W | fr-cu | | — | — | — | | | | |
| | | | | | | | | | fr-ni N, ci | ni N | ni N | — | — | 8.6 | | | | |
| | | | | | | | | | a-cu W | a-cu W | a-cu | 4.3 | — | — | | | | |
| | | | | | | | | | cu-ni N | cu-ni N | cu-ni N | — | — | — | | | | |
| | | | | | | | | | ni N | ni NW | | 1.0 | 3.8 | — | | | | |
| | | | | | | | | | a-cu W | ci-cu W | a-cu | — | 0.6 | — | | | | |
| | | | | | | | | | a-cu NW | cu-ni NW | ni | — | 5.1 | 0.5 | | | | |
| | | | | | | | | | cu-ni NW | cu-ni NW | a-str | 14.6 | 0.8 | — | | | | |
| | | | | | | | | | a-cu NW | cu-ni NW | ni NW | 0.6 | 9.5 | 2.4 | | | | |
| | | | | | | | | | ni NW | cu-ni | fr-cu NW, a-str | 4.2 | 2.3 | 7.8 | | | | |
| | | | | | | | | | ci NW | cu-ni N | cu-ni N | — | — | — | | | | |
| | | | | | | | | | cu-ni N | fr-ni N, ci-str | cu-ni | 0.3 | 0.1 | 0.5 | | | | |
| | | | | | | | | | ni N | cu-ni NW | a-str | 12.0 | 1.0 | 0.5 | | | | |
| | | | | | | | | | a-str | cu-ni N | ni | — | — | 4.8 | | | | |
| | | | | | | | | | a-str | fr-cu S | ci-cu SW | 0.7 | — | — | | | | |
| | | | | | | | | | | a-cu N | a-cu W | 0.2 | — | — | | | | |
| | | | | | | | | | a-str S | fr-cu S | ci | — | — | — | | | | |
| | | | | | | | | | fr-cu S | ci-str SW | fr-cu S | — | — | — | | | | |
| | | | | | | | | | a-cu S | a-cu NW | a-cu | — | — | — | | | | |
| | | | | | | | | | ci-str N | ci-str N | ni N | — | — | 4.3 | | | | |
| | | | | | | | | | fr-ni N | cu-ni W | a-cu W | 13.9 | 5.4 | 1.4 | | | | |
| | | | | | | | | | fr-ni W, ci | a-cu W | ci | — | 1.0 | — | | | | |
| | | | | | | | | | ci W | cu-ni W | a-cu W | — | 1.5 | — | | | | |
| | | | | | | | | | a-cu W, cu-ca | cu-ni W, cu-ca | a-str | — | — | — | | | | |
| | | | | | | | | | fr-cu NW, cu-ca | cu-ni W, cu-ca | a-str | — | — | — | | | | |
| | | | | | | | | | a-str NW | ni | a-str | — | — | 0.3 | | | | |
| | | | | | | | | | cu-ni N | cu-ni N | ni W | 0.2 | 5.8 | 4.9 | | | | |
| | | | | | | | | | cu-ni W | fr-cu S | | — | — | — | | | | |
| | | | | | | | | | fr-ni SW | | | — | — | — | | | | |
| | | | | | | | | | | | | 52.0 | 36.9 | 36.0 | | | | |

**NTA CORONA** (H = 25 m) **DICIEMBRE 1912** φ = 41° 51′ S λ = 73° 50′ W $h_a$ = 3.6

| | | | | | | | | | | | | | | | | | | |
|---|---|---|---|---|---|---|---|---|---|---|---|---|---|---|---|---|---|---|
| 100 | 600 | 300 | | | | | | | | | | — | — | — | | | | |
| 100 | 100 | 400 | | | | | | | ni | | | — | — | — | | | | |
| 200 | 150 | 100 | | | | | | | cu | | | — | — | — | | | | |
| 100 | 300 | 300 | | | | | | | ni | cu | cu | — | — | 5.0 | | | | |
| 250 | 250 | 100 | | | | | | | a-str | ci | | 0.5 | — | — | | | | |
| 250 | 700 | 800 | | | | | | | ni | ni | ni | — | — | — | | | | |
| 600 | 500 | 200 | | | | | | | cu | a-cu | | — | — | — | | | | |
| 100 | 350 | 300 | | | | | | | ci | cu | cu | — | — | — | | | | |
| 200 | 700 | 1000 | | | | | | | ni | ni | ni | 6.2 | 3.5 | — | | | | |
| 500 | 600 | 450 | | | | | | | cu | ci-cu | ni | — | — | — | | | | |
| 400 | 800 | 800 | | | | | | | | cu, ni | ni | 3.0 | 1.0 | 1.2 | | | | |
| 100 | 300 | 300 | | | | | | | ni | ni | cu | 1.0 | — | — | | | | |
| 250 | 600 | 800 | | | | | | | ni | cu | cu | — | — | 1.1 | | | | |
| 1000 | 1100 | **1300** | | | | | | | ni | ni | ni | 15.0 | 4.5 | 13.5 | | | | |
| 300 | 50 | 100 | | | | | | | ni | ni | ni | 10.5 | 0.5 | — | | | | |
| 100 | 300 | 100 | | | | | | | ni | ni | ni | — | — | — | | | | |
| 0 | 200 | 800 | | | | | | | ni | ci | ni | — | — | — | | | | |
| 350 | 500 | 200 | | | | | | | | cu, ci | ni | — | — | — | | | | |
| 400 | 300 | 350 | | | | | | | cu | cu | cu | — | — | — | | | | |
| 100 | 350 | 200 | | | | | | | | cu | ni | — | — | — | | | | |
| 200 | 350 | 50 | | | | | | | ni | ni | ni | — | — | — | | | | |
| 600 | 850 | 600 | | | | | | | cu | ni | ni | — | 0.0 | 15.0 | | | | |
| 300 | 600 | 100 | | | | | | | ni | cu | | 13.0 | 1.5 | — | | | | |
| 350 | 350 | 100 | | | | | | | ni | ni | cu | 1.5 | — | — | | | | |
| 300 | 450 | 150 | | | | | | | ni | cu | cu | — | — | — | | | | |
| 0 | 350 | 100 | | | | | | | ni | cu | ni | — | — | — | | | | |
| 200 | 150 | 350 | | | | | | | ni | fr-cu | ni | — | 1.0 | 0.0 | | | | |
| 100 | 0 | 300 | | | | | | | cu-ni, ni | cu-ni | | 0.0 | 0.0 | 3.0 | | | | |
| 400 | 200 | 100 | | | | | | | cu | cu-ni | cu-ni | 19.0 | 14.0 | — | | | | |
| 250 | 300 | 0 | | | | | | | cu-ni | cu-ni | cu-ni | — | — | — | | | | |
| | | | | | | | | | | | | — | — | — | | | | |
| 270 | 412 | 358 | | | | | | | | | | 69.7 | 26.0 | 38.8 | | | | |

s observaciones se efectuaron según hora oficial de Chile (75° de long.)

Alle Beobachtungen nach chilenischer Einheitszeit (75° Länge).

**HUAFO** (H = 142 m) **DICIEMBRE 1912** φ = 43° 33′ S λ = 74° 45′ W $C_g$ =

| Dia / Tag | Barómetro Barometer 700 mm+ 7a | 2p | 9p | Temperatura del aire Lufttemperatur C° 7a | 2p | 9p | Max. | Min. | Humedad absoluta Absolute Feuchtigkeit mm 7a | 2p | 9p | Humedad relativa Relative Feuchtigkeit % 7a | 2p | 9p | Dirección y fuerza del viento Richtung und Stärke des Windes 0—12 B 7a | 2p | 9p | Nebulosidad Bewölkung 0—10 7a | 2p | 9p | Agua caída Niederschlag mm 7a - 7a | Notas Bemerkungen |
|---|---|---|---|---|---|---|---|---|---|---|---|---|---|---|---|---|---|---|---|---|---|---|
| 1 | 50.2 | 48.6 | 49.5 | 10.4 | 12.0 | 11.4 | 13.3 | 10.0 | 9.4 | 10.2 | 9.4 | 00 | 98 | 95 | NW 1 | W 1 | WNW 2 | 10 | 10 | 10 | 0.6 | ≡ MN-MN |
| 2 | 48.9 | 48.2 | 46.3 | 10.3 | 13.1 | 11.7 | 14.4 | 10.1 | 9.2 | 9.8 | 9.6 | 99 | 88 | 95 | NNE 2 | NNE 2 | NNE 2 | $10^1$ | $7^2$ | $2^1$ | 0.4 | ≡ MN-9a15, ≡ 9p30-M |
| 3 | 46.2 | 46.1 | 44.6 | 11.5 | 12.0 | 11.8 | 13.5 | 10.4 | 9.2 | 9.9 | 10.3 | 92 | 96 | 00 | NNE 4 | NNE 5 | NNE 7 | $9^1$ | $10^1$ | $10^2$ | — | ≡ 1p45-MN, ≡ MN-6 |
| 4 | 42.0 | 43.3 | 46.1 | 12.2 | 12.2 | 10.3 | 13.8 | 10.0 | 10.6 | 10.5 | 8.1 | 00 | 99 | 88 | NE 7 | NW 5 | WSW 4 | $10^2$ | $10^2$ | $9^1$ | 0.8 | ●$^2$ 1p15-3p20; ≡$^2$ MN |
| 5 | 50.6 | 52.3 | 52.1 | 9.7 | 11.4 | 11.1 | 12.6 | 9.0 | 6.3 | 8.4 | 8.5 | 70 | 84 | 86 | WSW 4 | NW 4 | NW 5 | $7^2$ | $8^2$ | $9^2$ | **10.3** | |
| 6 | 48.4 | 46.6 | 44.0 | 11.2 | 11.5 | 11.4 | 12.0 | 10.7 | 9.6 | 10.1 | 9.3 | 97 | 00 | 93 | N 7 | N 7 | N 6 | $10^1$ | $10^1$ | $10^1$ | 0.3 | ≡$^1$ 4a10-MN |
| 7 | 41.2 | 43.9 | 46.6 | 9.8 | 11.3 | 9.0 | 11.8 | 7.2 | 8.1 | 6.5 | 7.2 | 89 | 63 | 84 | W 5 | WSW 7 | WSW 4 | $5^2$ | $3^2$ | $5^2$ | 5.1 | ●$^2$ 2a55-4a10; ≡$^0$ MN |
| 8 | 48.4 | 48.7 | 47.9 | 9.0 | 12.0 | 10.5 | 12.7 | 7.5 | 6.7 | 6.8 | 6.7 | 78 | 65 | 71 | WSW 3 | NW 3 | NW 4 | $6^2$ | $4^1$ | $9^2$ | — | ●$^2$ ch 10p20-MN |
| 9 | 45.4 | 45.6 | 42.1 | 8.7 | 12.8 | 10.2 | 13.2 | 8.9 | 7.6 | 8.6 | 8.7 | 91 | 78 | 94 | NW 4 | NW 4 | NW 5 | $9^2$ | $4^1$ | $6^2$ | 5.6 | ●$^2$ ch MN-7p50 |
| 10 | 44.4 | 47.2 | 48.5 | 8.0 | 10.1 | 8.4 | 10.2 | **6.3** | **5.1** | 5.5 | 5.3 | 63 | **60** | 65 | W 8 | W 9 | W 8 | $4^2$ | $5^2$ | $4^2$ | 9.8 | △ a interv 5a45-6a31 |
| 11 | 46.8 | 45.8 | 46.0 | 9.8 | 9.9 | 8.4 | 10.2 | 6.8 | 6.7 | 7.9 | 7.7 | 74 | 87 | 93 | WNW 8 | WNW 8 | W 6 | $8^2$ | $9^2$ | $9^2$ | 2.4 | ● ch 3a35-7p50, △ 4p |
| 12 | 49.4 | 50.6 | 50.2 | 9.0 | 11.8 | 12.0 | 12.2 | 8.1 | 7.4 | 9.2 | 9.2 | 87 | 90 | 89 | WSW 2 | N 3 | NE 6 | $10^2$ | $10^2$ | $10^2$ | 4.8 | ‖ 1a30-MN [4a |
| 13 | 47.8 | 46.0 | 46.0 | 11.0 | 11.7 | 11.4 | 12.3 | 11.0 | 9.8 | 10.3 | 10.1 | 00 | 00 | 00 | NE 7 | NE 9 | NE 6 | $10^2$ | $10^2$ | $10^2$ | 1.8 | ‖ MN-2a30, ≡ 2a30; |
| 14 | 44.2 | 40.7 | 41.4 | 11.6 | 12.5 | 12.3 | 12.9 | 11.5 | 10.1 | 10.7 | 10.4 | 99 | 99 | 98 | NE 5 | N 8 | N 8 | $10^2$ | $10^2$ | $10^2$ | 1.4 | ‖ 8a30-MN; ≡ MN-M |
| 15 | 44.7 | 47.3 | 49.1 | 9.8 | 11.5 | 10.6 | 12.0 | 9.8 | 9.0 | 8.5 | 9.0 | 00 | 85 | 95 | NW 3 | NW 2 | NW 3 | $10^2$ | $10^1$ | $10^1$ | 7.2 | ‖ MN-2a15, ≡ 2a15-I |
| 16 | 49.5 | 49.8 | 51.8 | 11.8 | 13.2 | 12.6 | 14.0 | 11.1 | 9.6 | 11.0 | 10.6 | 94 | 98 | 98 | NW 2 | NW 2 | NW 1 | $10^2$ | $10^2$ | $10^2$ | 0.1 | ≡ MN-MN |
| 17 | 51.9 | 51.4 | 50.7 | 12.0 | 15.6 | 12.0 | **16.3** | 11.6 | 10.5 | **12.3** | 9.9 | 00 | 93 | 96 | N 2 | N 1 | NW 2 | $10^2$ | $10^1$ | $10^1$ | 0.2 | ≡ MN-MN |
| 18 | 49.5 | 52.0 | 53.4 | 10.1 | 12.0 | 10.0 | 12.2 | 9.0 | 9.0 | 8.9 | 8.4 | 98 | 86 | 92 | W 5 | WSW 3 | SW 3 | $9^1$ | $9^2$ | $6^1$ | 0.6 | ≡$^2$ MN-6a25 |
| 19 | 54.7 | **56.5** | 56.2 | 10.0 | 11.0 | 10.0 | 12.6 | 9.0 | 6.6 | 7.4 | 5.9 | 72 | 75 | 64 | SW 2 | SW 2 | SW 2 | $9^2$ | $8^1$ | $6^2$ | — | |
| 20 | 53.8 | 51.9 | 50.7 | 10.8 | 11.4 | 11.8 | 11.4 | 10.2 | 6.9 | 10.1 | 10.3 | 71 | 00 | 00 | W 3 | NW 3 | W 2 | $9^2$ | $10^2$ | $10^2$ | 0.0 | ≡$^2$ MN-MN |
| 21 | 47.8 | 46.7 | 45.6 | 12.0 | 13.0 | 12.9 | 13.7 | 11.8 | 10.5 | 11.2 | 11.1 | 00 | 00 | 00 | W 2 | NW 4 | NNW 5 | $10^2$ | $10^2$ | $10^1$ | 4.3 | ≡ MN-MN [NW 10p |
| 22 | 40.7 | **39.2** | 39.9 | 12.9 | 13.2 | 11.4 | 13.2 | 11.0 | 11.1 | 11.3 | 9.8 | 00 | 00 | 98 | N 7 | N 9 | NW 9 | $10^1$ | $10^0$ | $9^1$ | 1.0 | ≡$^0$ MN-10p, ●$^1$ 10p-M |
| 23 | 40.6 | 45.2 | 48.6 | 9.8 | 11.4 | 8.6 | 11.8 | 7.8 | 6.7 | 6.3 | 7.7 | 74 | 63 | 92 | WSW 6 | WSW 6 | WSW 5 | $7^1$ | $4^0$ | $9^2$ | 4.3 | ●$^1$ ch MN-3a, ●4p30-M |
| 24 | 50.8 | 51.7 | 52.2 | 10.5 | 11.3 | 11.6 | 12.8 | 11.0 | 8.5 | 8.6 | 9.9 | 91 | 87 | 98 | WSW 4 | W 4 | NW 3 | $9^1$ | $10^2$ | $9^1$ | 3.8 | ●$^1$ ch 4p20-MN |
| 25 | 51.2 | 52.2 | 52.1 | 9.8 | 12.9 | 10.9 | 13.6 | 9.8 | 8.1 | 9.7 | 9.1 | 89 | 88 | 94 | WSW 5 | WSW 3 | W 3 | $8^1$ | $9^1$ | $10^2$ | 4.2 | ●$^2$ch MN-3a, ●$^2$ch MD |
| 26 | 50.4 | 50.6 | 49.3 | 10.6 | 12.1 | 10.6 | 12.9 | 10.0 | 8.8 | 8.0 | 9.0 | 93 | 76 | 95 | W 4 | W 3 | W 3 | $6^0$ | $6^1$ | $9^2$ | 0.8 | ●$^1$ ch n-II [≡$^2$ 8p |
| 27 | 47.0 | 46.4 | 45.5 | 10.6 | 13.8 | 11.6 | 13.8 | 10.0 | 9.3 | 9.1 | 8.9 | 98 | 78 | 88 | WNW 4 | WNW 3 | WNW 2 | $10^2$ | $8^1$ | 7 | 0.2 | ‖ 7a20-10a |
| 28 | 44.2 | 45.0 | 46.2 | 12.4 | 11.0 | 10.6 | 12.6 | 10.2 | 9.3 | 9.5 | 8.1 | 88 | 97 | 85 | NNW 4 | NNW 3 | SSW 2 | $9^1$ | $10^2$ | $9^1$ | 0.4 | ●$^1$ ch MD-2p50, ●$^2$ 3p |
| 39 | 46.4 | 47.6 | 51.2 | 9.8 | 12.6 | 11.0 | 13.5 | 9.8 | 6.7 | 8.3 | 8.6 | 74 | 77 | 87 | SSW 3 | SSW 5 | SW 5 | $5^2$ | $4^0$ | $4^1$ | 3.8 | |
| 30 | 54.2 | 54.4 | 54.4 | 9.8 | 12.8 | 10.0 | 12.9 | 9.2 | 5.8 | 7.7 | 8.9 | 64 | 70 | 98 | SW 2 | SSW 2 | SSW 3 | $9^2$ | $4^0$ | $2^0$ | — | |
| 31 | 53.1 | 52.1 | 51.5 | 10.2 | 13.2 | 10.8 | 14.8 | 9.0 | 8.1 | 8.5 | 8.9 | 87 | 75 | 93 | SSW 1 | SSW 3 | SSW 2 | $2^0$ | $2^0$ | 0 | — | |
| Pro. Mit. | 47.9 | 48.2 | 48.4 | 10.5 | 12.1 | 10.9 | 12.9 | 9.6 | 8.4 | 9.1 | 8.9 | 88 | 86 | 91 | 4.1 | 4.3 | 4.1 | 8.4 | 7.9 | 7.8 | 74.2 | |

**EVANGELISTAS** (H = 55 m) **DICIEMBRE 1912** φ = 52° 24′ S λ = 75° 06′ W $C_g$ = +0

| Dia / Tag | 7a | 2p | 9p | 7a | 2p | 9p | Max. | Min. | 7a | 2p | 9p | 7a | 2p | 9p | 7a | 2p | 9p | 7a | 2p | 9p | 7a - 7a | Notas |
|---|---|---|---|---|---|---|---|---|---|---|---|---|---|---|---|---|---|---|---|---|---|---|
| 1 | 47.2 | 48.3 | 46.6 | 7.0 | 7.2 | 7.4 | | 3.8 | 7.3 | 7.5 | 7.5 | 98 | 00 | 98 | W 5 | W 5 | W 3 | $10^1$ | $10^1$ | 9 | **23.0** | ‖$^0$ a interv n-I |
| 2 | 45.4 | 44.8 | 45.2 | 7.7 | 8.9 | 8.8 | | 4.8 | 7.4 | 8.3 | 8.2 | 94 | 98 | 98 | E 1 | NNW 3 | NNW 3 | $7^1$ | $10^2$ | $10^2$ | 0.2 | ‖$^0$ a interv 3a-6a, ≡$^2$ 8 |
| 3 | 45.4 | 45.9 | 45.6 | 8.2 | 8.8 | 8.9 | | 5.0 | 8.1 | 8.2 | 8.3 | 00 | 98 | 98 | NW 5 | NW 3 | NNW 4 | $10^2$ | $10^1$ | $10^2$ | 0.9 | ≡$^2$ MN-7a30, ●$^0$ a inter |
| 4 | 42.7 | 42.0 | 44.9 | 8.2 | 7.8 | 7.0 | | 3.8 | 8.1 | 7.7 | 6.4 | 00 | 98 | 85 | E 2 | S 2 | WNW 5 | $10^2$ | $9^1$ | $8^2$ | 12.9 | ●$^0$ 0a45-1p40, ‖$^1$ a inter |
| 5 | 43.6 | 43.9 | 41.3 | 7.0 | 8.4 | 8.0 | | 4.6 | 6.6 | 6.9 | 7.8 | 88 | 84 | 98 | WNW 6 | WNW 6 | W 1 | $10^2$ | $9^1$ | $10^2$ | 14.7 | ●$^1$ ch a interv |
| 6 | 39.4 | 36.7 | 35.0 | 7.2 | 8.6 | 7.9 | | 4.0 | 6.9 | 7.4 | 7.1 | 91 | 89 | 89 | W 4 | NW 6 | WNW 7 | $9^2$ | $9^2$ | $10^2$ | 6.6 | ●$^0$ ch a interv todo el di |
| 7 | 35.3 | 36.3 | 40.1 | 5.9 | 7.6 | 6.2 | | 2.4 | 5.8 | 5.8 | 5.8 | 84 | 74 | 82 | WNW 5 | WNW 6 | WSW 6 | $8^2$ | $7^1$ | $10^2$ | 9.6 | ●$^0$ ch a interv todo el di |
| 8 | 45.1 | 44.4 | 39.6 | 4.3 | 4.6 | 6.8 | | 1.0 | 4.7 | 5.3 | 5.0 | 76 | 84 | 68 | SW 3 | W 4 | NNW 5 | $8^2$ | $9^1$ | $10^2$ | 2.3 | ●$^0$ ch y ⁂$^0$ ch a interv |
| 9 | 38.0 | 40.0 | 41.5 | 5.2 | 6.8 | 6.2 | | 1.8 | 5.4 | 5.5 | 4.8 | 81 | 74 | 67 | NW 5 | W 7 | W 3 | $9^2$ | $8^1$ | $8^1$ | 12.0 | ●$^0$ ch a interv [5p-11 |
| 10 | 36.8 | 35.9 | 37.2 | 5.6 | 6.3 | 6.2 | | 2.4 | 4.5 | 6.0 | 4.6 | 67 | 84 | 65 | NNE 2 | NNW 3 | WNW 4 | $8^2$ | $9^1$ | $8^2$ | 2.1 | ●$^0$ ch y △$^0$ ch a interv |
| 11 | **33.3** | 35.6 | 39.3 | 3.3 | 7.0 | 5.9 | | **0.0** | 5.8 | 5.1 | 5.2 | 00 | 69 | 75 | N 2 | SSW 4 | SW 4 | $10^2$ | $5^1$ | $8^2$ | 5.4 | ●$^1$ 1a-4a, ●$^0$ ch |
| 12 | 47.3 | 49.3 | 46.0 | 7.2 | 7.9 | 7.7 | | 2.3 | 6.2 | 5.3 | 5.4 | 82 | 67 | 69 | WSW 4 | WSW 6 | N 4 | $7^1$ | $7^1$ | $10^2$ | 2.3 | ●$^0$ ch |
| 13 | 43.1 | 42.1 | 39.4 | 8.8 | 9.7 | 8.8 | | 3.4 | 7.3 | 7.7 | 7.5 | 87 | 86 | 89 | N 4 | N 3 | NNW 6 | $10^2$ | $10^1$ | $9^0$ | 3.3 | ●$^0$ a interv; ≡$^0$ a interv |
| 14 | 40.5 | 41.7 | 41.9 | 8.6 | 8.8 | 8.4 | | 5.0 | 7.9 | 7.6 | 7.2 | 95 | 91 | 88 | NW 3 | W 4 | C 0 | $10^2$ | $8^1$ | $8^0$ | 7.7 | ‖$^1$ a interv MN-3p |
| 15 | 43.3 | 44.7 | 57.0 | 8.2 | 9.5 | 8.6 | | 1.0 | 7.9 | 8.5 | 7.7 | 98 | 96 | 92 | C 0 | C 0 | W 1 | $10^2$ | $10^2$ | $10^1$ | 0.9 | ≡$^2$ 4a30-3p20, ‖$^2$ 3p20-1 |
| 16 | 50.9 | 51.7 | 52.7 | 8.0 | 9.0 | 9.0 | | 4.7 | 7.1 | 8.4 | 8.3 | 89 | 99 | 97 | WNW 1 | WNW 2 | W 2 | $10^2$ | $10^2$ | $10^2$ | 0.7 | ‖$^0$ MN-1p30, ≡ 1p30-3p |
| 17 | 49.9 | 44.5 | 45.0 | 8.9 | 9.8 | 8.7 | | 5.6 | 8.5 | **9.0** | 7.9 | 00 | 00 | 95 | NW 3 | NW 8 | WNW 5 | $10^2$ | $10^2$ | $10^2$ | 3.1 | ‖$^2$ a interv, ●$^0$ 9a40-M |
| 18 | 42.3 | 45.9 | 47.1 | 9.0 | 7.8 | 8.0 | | 4.4 | 8.6 | 7.2 | 6.9 | 00 | 92 | 86 | W 4 | SW 5 | SSW 5 | $10^2$ | $9^2$ | $10^2$ | 14.6 | ●$^0$ MN-5a15, ●$^0$ ch; ≡$^1$ |
| 19 | 53.6 | 53.8 | 53.4 | 7.9 | 8.1 | 8.2 | | 4.2 | 6.7 | 6.4 | 7.4 | 85 | 79 | 92 | WSW 6 | WSW 7 | W 7 | $10^2$ | $10^2$ | $10^2$ | 1.9 | ●$^0$ ch II |
| 20 | 47.8 | 42.6 | 44.3 | 8.2 | 7.9 | 7.2 | | 4.0 | 7.3 | 6.8 | 6.0 | 91 | 86 | 79 | WNW 7 | WSW 8 | WSW 9 | $10^2$ | $9^2$ | $7^2$ | 6.6 | ●$^0$ ch; ◠$^1$ 8p5 |
| 21 | 43.3 | 42.2 | 41.1 | 6.9 | 7.8 | 7.4 | | 3.2 | 6.7 | 5.5 | 5.5 | 90 | 69 | 72 | WSW 8 | WSW 7 | WSW 5 | $8^0$ | $7^1$ | $4^0$ | 6.0 | ●$^0$ ch a interv |
| 22 | 39.3 | 38.3 | 39.6 | 7.0 | 8.0 | 6.5 | | 2.4 | 6.1 | 5.6 | 5.6 | 81 | 69 | 78 | SW 5 | SW 3 | SW 3 | $6^1$ | $6^1$ | $10^1$ | 2.0 | ●$^1$ ch a interv |
| 23 | 38.5 | 39.0 | 36.3 | 5.1 | 7.3 | 7.3 | | 2.0 | 6.2 | 5.0 | 6.7 | 85 | 66 | 88 | SW 6 | WSW 6 | WNW 7 | $7^1$ | $4^1$ | $10^2$ | 0.9 | ●$^0$ch, ●$^0$ 5p30-10p; ◠$^1$ |
| 24 | 40.6 | 39.5 | 36.5 | 7.7 | 8.0 | 8.2 | | 3.5 | 7.9 | 8.0 | 8.1 | 00 | 00 | 00 | SW 6 | W 5 | W 5 | $9^2$ | $10^2$ | $10^2$ | 4.7 | ●$^0$ ch, ●$^1$ 1p20-4p40 |
| 25 | 41.5 | 43.9 | 45.7 | 6.9 | 6.2 | 5.8 | | 1.4 | 4.7 | 5.6 | 5.4 | 63 | 79 | 79 | WSW 7 | WSW 8 | WSW 7 | $8^1$ | $10^2$ | $10^2$ | 6.3 | ●$^0$ ch, △$^2$ ch; ◠$^0$ 5p45 |
| 26 | 45.1 | 47.2 | 49.1 | 5.5 | 7.0 | 5.7 | | 1.2 | 5.4 | **4.3** | 4.4 | 80 | 57 | 64 | SW 4 | SW 4 | SW 4 | $8^2$ | $8^1$ | $6^1$ | 2.5 | ●$^0$ ch, △$^2$ ch; ◠$^1$ 7p5 |
| 27 | 48.7 | 49.8 | 50.5 | 6.1 | 7.8 | 6.2 | | 1.0 | 6.9 | 5.3 | 5.6 | 99 | 67 | 79 | SW 3 | SW 2 | SW 1 | $9^2$ | $8^1$ | $7^1$ | 2.1 | ● ch, △$^2$ ch |
| 28 | 54.0 | 54.7 | 55.4 | 5.9 | 7.8 | 6.7 | | 0.9 | **4.3** | 4.7 | 4.5 | 62 | 60 | 61 | SSE 2 | S 2 | SSE 3 | $10^1$ | $4^1$ | $4^1$ | 2.5 | ●$^0$ ch |
| 29 | 56.0 | 56.7 | 57.6 | 7.2 | 9.0 | 8.9 | | 3.0 | 5.2 | 4.6 | 5.8 | 69 | **53** | 68 | S 2 | SSE 2 | SSE 1 | $9^1$ | $4^0$ | 0 | — | |
| 30 | 58.4 | **60.0** | 58.6 | 9.4 | 9.0 | 9.0 | | 5.0 | 5.4 | 5.2 | 5.6 | 61 | 61 | 66 | C 0 | W 2 | WNW 6 | $4^1$ | $9^1$ | $9^1$ | — | |
| 31 | 52.7 | 53.4 | 55.4 | 8.9 | 9.7 | 9.7 | | 5.7 | 7.4 | 8.4 | 8.7 | 87 | 94 | 98 | NW 8 | NW 9 | NW 8 | $10^2$ | $10^2$ | $10^2$ | 1.5 | ●$^1$ 5a25-11p |
| Pro. Mit. | 44.8 | 45.0 | 45.5 | 7.1 | 8.0 | 7.6 | | 3.1 | 6.5 | 6.5 | 6.5 | 87 | 81 | 83 | 4.0 | 5.3 | 4.3 | 8.8 | 8.3 | 8.5 | 159.3 | |

Barómetro reducido a 0°C y a gravedad normal. Barometer reduciert auf 0°C und Normalschw

(1) 33-4p35; ◞ W 2a30-MN. (2) 4p38; ◞ WNW MN-6p. (3) ◞ N 8a40-11p30. (4) ≡$^1$ MN-3a; ◞ W 1a20-3a. (5) 7a30-7p, ≡ 7p-8p. (6) ∞$^1$ I, ◠ 5p35. (7) ∞ I, ◠$^1$ 5p55. 3p-9p. (9) ≡$^1$ 9a40-MN.

**AFO** (H = 142 m) **NOVIEMBRE 1912** φ = 43° 33′ S λ = 74° 45′ W $h_a$ = ?

| mp. a la temp. Temp. Freien. C° ax. Min. | Velocidad del viento Windgeschwindigkeit m/minuto 7a | 2p | 9p | km 9p-7a | 7a-2p | 2p-9p | 7a-7a | k/1h | Nubes (clase y dirección) Wolken (Art und Richtung) 7a | 2p | 9p | Agua caída Niederschlag mm 7a | 2p | 9p | Evaporación Verdunstung mm 7a | 2p | 9p | 7a-7a |
|---|---|---|---|---|---|---|---|---|---|---|---|---|---|---|---|---|---|---|
| | **50** | 55 | 168 | | | | | | str | str | str | 0.4 | 0.1 | 0.1 | | | | |
| | 152 | 168 | 198 | | | | | | str | str-cu | str-cu | 0.2 | 0.0 | — | | | | |
| | 498 | 684 | 1002 | | | | | | str | str | str | — | — | 0.2 | | | | |
| | 936 | 666 | 498 | | | | | | str | ni | cu-ni | 0.6 | 5.4 | 4.9 | | | | |
| | 564 | 582 | 732 | | | | | | cu-ni | cu-ni | cu-ni | — | — | — | | | | |
| | 936 | 984 | 882 | | | | | | str | str | str | 0.3 | 0.2 | 0.2 | | | | |
| | 714 | 1002 | 498 | | | | | | cu-ni | cu-ni | cu-ni | 4.7 | — | — | | | | |
| | 414 | 348 | 498 | | | | | | cu-ni | a-cu | cu-ni | — | — | — | | | | |
| | 564 | 468 | 648 | | | | | | ni | cu-ni | cu-ni | 5.6 | 5.4 | 3.6 | | | | |
| | 1086 | 1200 | 1164 | | | | | | cu-ni | cu-ni | cu-ni | 0.8 | — | 0.3 | | | | |
| | 1068 | 1164 | 852 | | | | | | ni | cu-ni | ni | 2.1 | 2.3 | 2.0 | | | | |
| | 216 | 336 | 768 | | | | | | str | str | str | 0.5 | 0.6 | 0.4 | | | | |
| | 946 | 1132 | 768 | | | | | | str | str | str | 0.8 | 0.5 | 0.4 | | | | |
| | 648 | 1068 | 1164 | | | | | | str | ni | ni | 0.5 | 2.8 | 2.4 | | | | |
| | 414 | 252 | 384 | | | | | | ni | str | str | 2.0 | 0.1 | — | | | | |
| | 186 | 216 | 135 | | | | | | str | str | str | — | — | — | | | | |
| | 158 | 117 | 168 | | | | | | str | str | str | 0.2 | 0.1 | 0.2 | | | | |
| | 702 | 336 | 414 | | | | | | str-cu | cu-ni | str-cu | 0.3 | — | — | | | | |
| | 167 | 252 | 264 | | | | | | cu-ni | a-cu | cu-ni | — | — | — | | | | |
| | 318 | 432 | 153 | | | | | | a-cu | str | str | 0.0 | 1.0 | 2.3 | | | | |
| | 151 | 498 | 648 | | | | | | str | str | str | 1.0 | 0.4 | 0.2 | | | | |
| | 948 | **1332** | 1302 | | | | | | ni | str | cu-ni | 0.4 | 0.3 | — | | | | |
| | 786 | 834 | 666 | | | | | | cu-ni | str-cu | cu-ni | 4.0 | — | 1.8 | | | | |
| | 486 | 486 | 336 | | | | | | cu-ni | cu-ni | cu-ni | 2.0 | — | 3.0 | | | | |
| | 636 | 300 | 336 | | | | | | cu-ni | cu-ni | str | 1.2 | 0.2 | 0.3 | | | | |
| | 564 | 318 | 300 | | | | | | cu-ni | cu-ni | ni | 0.5 | 0.2 | 0.0 | | | | |
| | 552 | 432 | 168 | | | | | | ni | a-cu | str-cu | — | 0.4 | — | | | | |
| | 450 | 300 | 282 | | | | | | a-cu | ni | ni | — | 1.0 | 2.8 | | | | |
| | 536 | 636 | 714 | | | | | | str-cu | ci-str | str-cu | — | — | — | | | | |
| | 186 | 167 | 300 | | | | | | str-cu | a-cu | ci-str | — | — | — | | | | |
| | 56 | 336 | 167 | | | | | | str-cu | ci-str | | — | — | — | | | | |
| | 519 | 552 | 535 | | | | | | | | | 27.9 | 21.0 | 25.1 | | | | |

**ANGELISTAS** (H = 55 m) **NOVIEMBRE 1912** φ = 52° 24′ S λ = 75° 06′ W $h_a$ = —

| | | | | | | | | | | | | | | | | | | |
|---|---|---|---|---|---|---|---|---|---|---|---|---|---|---|---|---|---|---|
| | | | | | | | | | ni | ni | cu N, a-str SW | 0.8 | 0.1 | — | | | | |
| | | | | | | | | | fr-ni, ci-str NW | ni | ni | 0.1 | 0.6 | 0.0 | | | | |
| | | | | | | | | | ni | ni | ni | 0.3 | 3.0 | 4.8 | | | | |
| | | | | | | | | | ni | fr-ni | cu-ni | 5.1 | 12.1 | — | | | | |
| | | | | | | | | | cu-ni | cu SE, str-cu | ni | 2.6 | 0.6 | 2.7 | | | | |
| | | | | | | | | | cu-ni | cu-ni, a-cu | ni | 3.3 | 5.4 | 2.7 | | | | |
| | | | | | | | | | cu-ni | cu, cu-ni | ni | 1.5 | 0.5 | 1.0 | | | | |
| | | | | | | | | | cu-ni | cu-ni, ci SW | ni | 0.8 | 0.2 | 6.8 | | | | |
| | | | | | | | | | cu-ni | cu, cu-ni, a-cu N | cu-ni | 5.0 | 2.1 | 0.0 | | | | |
| | | | | | | | | | fr-ni | fr-ni, a-cu NW | cu-ni | — | 0.6 | 0.2 | | | | |
| | | | | | | | | | ni | cu-ni | cu-ni | 4.6 | 0.8 | 0.3 | | | | |
| | | | | | | | | | cu-ni | cu, ci W | ni | 1.2 | — | 0.0 | | | | |
| | | | | | | | | | ni | str-cu | cu-ni | 3.3 | 0.6 | 3.5 | | | | |
| | | | | | | | | | ni | cu-ni | str-cu | 3.6 | 0.6 | 0.0 | | | | |
| | | | | | | | | | ni | ni | cu-ni | 0.3 | 0.1 | 0.4 | | | | |
| | | | | | | | | | cu-ni | ni | ni | 0.2 | 0.5 | 0.8 | | | | |
| | | | | | | | | | ni | ni | ni | 1.8 | 6.2 | 1.9 | | | | |
| | | | | | | | | | ni | ni | ni | 6.5 | 1.7 | 0.0 | | | | |
| | | | | | | | | | cu-ni | cu-ni | ni | 0.2 | — | 0.6 | | | | |
| | | | | | | | | | ni | cu-ni | cu-ni | 6.0 | 4.7 | 0.8 | | | | |
| | | | | | | | | | cu-ni | cu-ni | cu-ni | 0.5 | — | 0.9 | | | | |
| | | | | | | | | | cu-ni | cu-ni, ci-str WSW | cu-ni | 1.1 | — | — | | | | |
| | | | | | | | | | cu-ni | cu, ci SSW | ni | 0.9 | 0.3 | 2.4 | | | | |
| | | | | | | | | | cu-ni | ni | ni | 2.0 | 0.5 | 5.0 | | | | |
| | | | | | | | | | cu-ni | cu-ni | cu-ni | 0.8 | 1.8 | 0.5 | | | | |
| | | | | | | | | | cu-ni | cu-ni | cu-ni, a-cu SW | 0.2 | 0.5 | 0.1 | | | | |
| | | | | | | | | | cu-ni | cu-ni | cu-ni | 1.5 | 1.2 | 1.1 | | | | |
| | | | | | | | | | str-cu | a-str | str-cu | 0.2 | — | — | | | | |
| | | | | | | | | | str-cu | a-str | | — | — | — | | | | |
| | | | | | | | | | fr-ni | fr-ni | str-cu | — | — | — | | | | |
| | | | | | | | | | ni | ni | ni | 1.5 | 23.0 | 10.9 | | | | |
| | | | | | | | | | | | | 55.9 | 67.7 | 47.4 | | | | |

Las observaciones se efectuaron según hora oficial de Chile (75° de long.)

Alle Beobachtungen nach chilenischer Einheitszeit (75° Länge).

**PUNTA DUNGENES** (H = 5 m) **DICIEMBRE 1912** φ = 52° 24′ S λ = 68° 25′ W $C_g$ = +

| Día Tag | Barómetro Barometer 600/700 mm + | | | Temperatura del aire Lufttemperatur C° | | | | | Humedad absoluta Absolute Feuchtigkeit mm | | | Humedad relativa Relative Feuchtigkeit % | | | Dirección y fuerza del viento Richtung und Stärke des Windes 0—12 B | | | Nebulosidad Bewölkung 0—10 | | | Agua caída Niederschlag mm | Notas Bemerkungen |
|---|---|---|---|---|---|---|---|---|---|---|---|---|---|---|---|---|---|---|---|---|---|---|
| | 7a | 2p | 9p | 7a | 2p | 9p | Max. | Min. | 7a | 2p | 9p | 7a | 2p | 9p | 7a | 2p | 9p | 7a | 2p | 9p | 7a-7a | |
| 1 | 46.8 | 56.2 | 50.5 | 9.5 | 12.2 | 9.2 | 12.8 | 9.0 | 8.5 | 10.3 | 8.7 | 96 | 98 | **00** | SW 3 | WSW 5 | SW 2 | 10 | 7 | 10 | 5.8 | ●⁰ 3a40 [11a40-1p10 |
| 2 | 50.9 | 51.2 | 50.4 | 8.1 | 11.0 | 8.1 | 11.1 | 7.3 | 7.8 | 8.7 | 7.3 | 98 | 89 | 91 | C 0 | N 2 | NE 3 | 10 | 10 | 10 | — | ≡ 2p-7p30, ● gt 7p5 |
| 3 | 51.3 | 51.1 | 51.7 | 8.6 | 10.9 | 8.2 | 14.0 | 7.4 | 7.4 | 9.3 | 7.2 | 89 | 97 | 89 | NE 1 | NNE 1 | WNW 3 | 10 | 7 | 10 | **13.3** | ≡ 8p15, ● ch 9p45; |
| 4 | 51.6 | 43.6 | 43.9 | 7.2 | 9.5 | 9.2 | 10.0 | 7.2 | 7.5 | 7.4 | 8.4 | 99 | 86 | 98 | NNE 4 | N 6 | W 3 | 10 | 10 | 10 | 0.0 | ≡ 7a, ●¹ 9p-9p20, ● ch |
| 5 | 45.9 | 47.1 | 44.5 | 8.6 | 12.1 | 9.8 | 14.0 | 8.5 | 7.9 | 8.1 | 8.7 | 95 | 78 | 96 | SW 6 | SW 3 | W 1 | 0 | 5 | 8 | 0.0 | |
| 6 | 45.4 | 42.1 | 40.1 | 7.8 | 14.3 | 9.3 | 14.4 | 7.8 | 7.6 | 10.8 | 8.5 | 96 | 90 | 98 | NNE 1 | N 2 | ENE 1 | 8 | 6 | 10 | 1.0 | ●¹ ch 4p35, ●¹ 7p30 |
| 7 | 39.5 | 40.3 | 41.7 | 9.0 | 11.4 | 9.2 | 14.7 | 8.5 | 7.5 | 9.6 | 8.4 | 88 | 96 | 98 | WSW 3 | WSW 1 | WNW 3 | 8 | 5 | 9 | 10.1 | ●² 7p15-8p45; ∞ I y II, |
| 8 | 44.2 | 46.9 | 49.6 | 8.0 | 11.2 | 8.3 | 11.2 | 7.5 | 7.6 | 8.9 | 8.1 | 94 | 90 | 99 | SW 5 | WSW 5 | SSW 1 | 5 | 4 | 8 | 1.6 | |
| 9 | 45.6 | 43.2 | 44.2 | 9.8 | 13.2 | 8.8 | 14.0 | **6.2** | 8.7 | 10.4 | 8.0 | 96 | 93 | 95 | NW 3 | W 1 | SSW 1 | 9 | 7 | 4 | — | ● gt 4p25 |
| 10 | 42.8 | 40.3 | 41.1 | 7.2 | 10.0 | 9.0 | 10.4 | 7.2 | **5.3** | 6.0 | 8.1 | 70 | **66** | 95 | SW 1 | NNE 2 | NNW 1 | 5 | 8 | 10 | 0.0 | ●¹ 10p-MN |
| 11 | 41.1 | **38.0** | 41.6 | 7.1 | 9.4 | 8.7 | 11.3 | 6.4 | 6.3 | 7.5 | 8.1 | 84 | 87 | 96 | W 1 | SE 1 | SSW 2 | 10 | 9 | 6 | 5.2 | ●¹ MN-0a50, ●¹ MD-0p |
| 12 | 46.5 | 49.5 | 51.6 | 6.5 | 12.5 | 7.0 | 12.5 | 6.5 | 6.9 | 7.9 | 6.5 | 96 | 73 | 87 | SW 5 | SW 5 | NNE 1 | 10 | 2 | 4 | 0.7 | ●⁰ ch 6a30, 5p25, △ 4p |
| 13 | 53.8 | 51.1 | 48.1 | 9.0 | 11.9 | 9.5 | 14.4 | 9.0 | 7.5 | 8.6 | 8.3 | 88 | 84 | 94 | NNE 4 | NE 1 | N 2 | 9 | 10 | 10 | 0.0 | ● ch 10a30 |
| 14 | 45.5 | 45.8 | 48.5 | 10.0 | 14.0 | 11.5 | 15.0 | 8.2 | 9.0 | 9.2 | 9.7 | 99 | 78 | 97 | SW 2 | SW 1 | WNW 1 | 1 | 9 | 10 | 0.0 | ●¹ 6p40-MN |
| 15 | 46.0 | 46.2 | 49.1 | 9.4 | 13.9 | 10.4 | 14.6 | 9.3 | 8.3 | 9.3 | 9.0 | 95 | 79 | 96 | WSW 1 | W 2 | SW 1 | 10 | 2 | 9 | 2.4 | |
| 16 | 52.1 | 54.7 | 56.5 | 11.0 | 13.8 | 11.4 | 14.5 | 9.3 | 7.5 | 9.9 | 9.3 | 76 | 85 | 93 | WSW 4 | WSW 1 | SW 3 | 4 | 6 | 6 | — | |
| 17 | 58.4 | 52.7 | 43.4 | 11.8 | 17.0 | 12.6 | **17.0** | 10.1 | 10.1 | 12.1 | 10.3 | 98 | 84 | 96 | WSW 1 | NNE 4 | WNW 2 | 6 | 8 | 4 | — | |
| 18 | 44.7 | 43.8 | 45.7 | 11.7 | 14.2 | 10.1 | 14.2 | 9.8 | 10.0 | 11.2 | 9.1 | 98 | 94 | 99 | WSW 2 | WSW 5 | SW 7 | 2 | 5 | 8 | — | ● gt 0p40 |
| 19 | 49.2 | 51.0 | 53.9 | 10.0 | 11.6 | 9.1 | 15.0 | 9.1 | 8.1 | 9.9 | 7.5 | 88 | 98 | 88 | SW 8 | SW 8 | SW 8 | 4 | 9 | 8 | 0.0 | ● 2p-2p35, 4p15-5p30 |
| 20 | 53.3 | 48.9 | 45.6 | 10.0 | 13.5 | 9.0 | 15.5 | 8.0 | 9.0 | 10.9 | 8.2 | 99 | 95 | 96 | WSW 5 | WNW 2 | SW 8 | 4 | 8 | 2 | 2.8 | ● gt 4p10, ●¹ 4p40-6p |
| 21 | 47.1 | 45.1 | 44.4 | 8.5 | 12.4 | 9.5 | 13.7 | 8.5 | 7.9 | 8.0 | 7.3 | 96 | 74 | 83 | WSW 5 | WSW 6 | SW 3 | 8 | 8 | 8 | 2.2 | ● ch 1a35 |
| 22 | 43.2 | 41.2 | 41.1 | 9.6 | 12.0 | 10.7 | 13.7 | 9.6 | 6.9 | 7.0 | 8.3 | 78 | 67 | 87 | WSW 2 | N 3 | WNW 2 | 1 | 9 | 10 | — | |
| 23 | 40.1 | 41.3 | 42.3 | 8.1 | 12.5 | 9.1 | 13.1 | 8.1 | 6.8 | 9.9 | 6.7 | 85 | 93 | 77 | WSW 4 | SSW 4 | WSW 4 | 10 | 8 | 4 | — | |
| 24 | 41.6 | 41.9 | 41.7 | 8.0 | 14.0 | 9.1 | 14.0 | 8.0 | 7.3 | 9.6 | 8.5 | 92 | 81 | 99 | W 7 | SW 5 | W 4 | 9 | 7 | 10 | 0.2 | ●² 3a-4a15, 7p-11p15 |
| 25 | 42.6 | 43.3 | 45.5 | 13.4 | 11.6 | 6 8 | 11.8 | 6.8 | 11.2 | 10.2 | 7.1 | 98 | **00** | 96 | WSW 6 | SW 8 | SSW 8 | 4 | 4 | 7 | 2.6 | |
| 26 | 45.3 | 45.5 | 48.4 | 7.1 | 11.0 | 7.5 | 11.7 | 7.1 | 6.5 | 8.6 | 6.0 | 87 | 87 | 77 | WSW 8 | SW 1 | SSW 7 | 2 | 7 | 1 | — | |
| 27 | 50.4 | 51.6 | 52.2 | 6.5 | 10.6 | 7.4 | 11.1 | 6.5 | 6.9 | 8.8 | 6.5 | 96 | 93 | 85 | SW 6 | SW 4 | S 5 | 6 | 5 | 4 | — | ● ch 0p40, △ ch 0p15 |
| 28 | 55.4 | 56.2 | 57.8 | 7.0 | 10.4 | 8.4 | 11.5 | 7.0 | 6.5 | 8.4 | 7.8 | 87 | 91 | 94 | SW 2 | WSW 1 | S 2 | 3 | 9 | 5 | 0.0 | |
| 29 | 60.1 | 59.0 | **63.4** | 7.5 | 13.1 | 10.0 | 13.2 | 7.5 | 7.6 | 9.0 | 8.9 | 99 | 81 | 98 | SW 1 | SW 2 | SW 1 | 2 | 0 | 6 | — | |
| 30 | 62.5 | 61.7 | 61.2 | 8.2 | 12.4 | 11.7 | 14.4 | 8.2 | 7.9 | 9.2 | 9.8 | 98 | 87 | 96 | SW 1 | NE 4 | W 2 | 2 | 2 | 8 | — | |
| 31 | 60.3 | 56.0 | 55.1 | 10.2 | 15.8 | 11.3 | 15.8 | 8.3 | 8.3 | **12.5** | 7.6 | 90 | 93 | 76 | WSW 1 | W 1 | SW 6 | 5 | 9 | 10 | — | ● gt 11a35, ● ch 0p10 |
| Pro. Mit. | 48.5 | 48.0 | 48.2 | 8.9 | 12.4 | 9.3 | 13.4 | 8.0 | 7.8 | 9.3 | 8.1 | 92 | 87 | 92 | 3.3 | 3.1 | 3.2 | 6.0 | 6.6 | 7.4 | 47.9 | |

**PUNTA ARENAS** (H = 4 m) **DICIEMBRE 1912** φ = 53° 10′ S λ = 70° 54′ W $C_g$ = +0.6>7 +0.5<7

| | | | | | | | | | | | | | | | | | | | | | | |
|---|---|---|---|---|---|---|---|---|---|---|---|---|---|---|---|---|---|---|---|---|---|---|
| 1 | 47.3 | 49.2 | 52.0 | 11.9 | 14.7 | 10.8 | 16.7 | 10.6 | 5.9 | 5.8 | 5.8 | 56 | 47 | 60 | W 3 | W 8 | C 0 | 6 | 7 | 8 | 0.1 | 11a30-2p |
| 2 | 52.3 | 51.3 | 53.2 | 8.6 | 10.9 | 8.8 | 11.5 | 7.6 | 6.1 | 7.2 | 8.0 | 73 | 74 | 95 | ENE 1 | E 1 | NNE 1 | 9 | 10 | 10 | — | ● gt 7a20, ●¹ 7p-MN |
| 3 | 51.1 | 51.4 | 52.8 | 8.7 | 11.2 | 11.0 | 12.2 | 7.0 | 8.1 | 8.3 | **8.9** | **96** | 83 | 91 | SE 1 | SSE 2 | C 0 | 10 | 10 | 9 | **10.0** | ●¹ MN-1a, 6a-7a. 7p-9p |
| 4 | *49.8* | 45.2 | 45.7 | *10.2* | 11.7 | 11.0 | 14.5 | 8.5 | *8.5* | 8.8 | 7.1 | *92* | 85 | 72 | NE 2 | NNW 2 | NNW 2 | 8 | 10 | 10 | 1.5 | ●⁰ an, 2p-7p |
| 5 | 47.5 | 46.6 | 46.4 | 12.6 | 13.8 | 8.6 | 15.5 | 5.5 | 6.4 | 6.8 | 5.7 | 58 | 58 | 68 | W 1 | W 2 | C 0 | 8 | 8 | 10 | 3.1 | |
| 6 | 47.0 | 41.4 | 40.2 | 10.2 | 15.8 | 9.5 | 16.2 | 6.5 | 6.9 | 5.4 | 6.1 | 74 | 40 | 69 | N 2 | W 2 | W 1 | 9 | 8 | 9 | — | |
| 7 | 40.2 | 39.7 | 43.2 | 11.6 | 15.2 | 9.1 | 16.6 | 5.7 | 5.0 | 4.8 | 5.5 | 49 | 38 | 63 | WSW 3 | WNW 3 | WNW 2 | 7 | 4 | 7 | 0.2 | ●⁰ 3a20-4a, 11p-MN |
| 8 | 46.4 | 47.8 | 47.3 | 9.0 | 11.8 | 6.1 | 12.5 | 5.4 | 4.2 | **3.5** | 5.0 | 48 | **34** | 72 | WSW 4 | W 5 | C 0 | 6 | 4 | 10 | 1.1 | ●⁰ MN-1a, 4a-4a30 |
| 9 | 43.6 | 42.4 | 45.5 | 9.1 | 10.4 | 5.2 | 13.7 | 4.4 | 6.0 | 5.0 | 4.8 | 70 | 53 | 72 | WNW 2 | WNW 4 | WNW 3 | 8 | 8 | 7 | 0.2 | ● ch 9a15 |
| 10 | 42.7 | 40.4 | *41.5* | 8.6 | 11.7 | *6.2* | 13.8 | 2.0 | 3.7 | 4.9 | *6.1* | 44 | 48 | *86* | SW 2 | NE 2 | NNE 1 | 5 | 8 | 9 | 0.1 | ●⁰ 8p10-9p5 |
| 11 | *40.5* | **38.6** | 41.5 | *4.0* | 8.0 | 5.4 | 9.8 | 2.3 | *4.8* | 8.0 | 5.4 | *78* | 75 | 77 | S 1 | SE 1 | W 2 | 9 | 9 | 9 | 1.3 | ● gt 7a, ●¹ 0p20-5p20, |
| 12 | 47.9 | 51.7 | 54.8 | 9.2 | 14.8 | 7.6 | 15.5 | 4.7 | 5.4 | 4.3 | 6.0 | 51 | **34** | 77 | WSW 3 | W 3 | C 0 | 3 | 4 | 9 | 3.3 | [1 |
| 13 | 52.4 | 50.6 | 46.7 | 11.2 | 11.3 | 9.4 | 13.2 | 6.3 | 7.0 | 7.2 | 7.6 | 70 | 72 | 87 | E 1 | SSE 2 | C 0 | 7 | 10 | 10 | — | ●⁰ 11a20-0p30, ●¹ 10p20 |
| 14 | 46.1 | 46.1 | 46.4 | 12.6 | 13.0 | 10.0 | 15.8 | 6.4 | 6.9 | 7.9 | 6.6 | 63 | 71 | 72 | W 2 | NNW 3 | C 0 | 8 | 10 | 10 | 3.1 | ●⁰ MN-1a10, 1p-2p10 [ |
| 15 | 47.1 | 47.9 | 50.6 | 12.8 | 13.8 | 9.4 | 16.0 | 8.4 | 7.6 | 7.4 | 7.5 | 68 | 63 | 85 | E 1 | SE 1 | C 0 | 7 | 8 | 4 | 0.4 | ● ch a interv; ⌒⁰ al E |
| 16 | 54.1 | 55.6 | 57.0 | 13.7 | 14.0 | 11.4 | 14.6 | 7.5 | 7.0 | 7.6 | 7.4 | 60 | 64 | 73 | SW 2 | SE 1 | W 2 | 8 | 8 | 5 | 1.1 | ●⁰ MD-1p10 |
| 17 | 56.4 | 52.3 | 47.9 | 11.7 | 11.0 | 8.8 | 16.5 | 8.5 | 8.0 | 8.5 | 7.1 | 78 | 86 | 84 | NNE 1 | NNE 1 | S 1 | 9 | 10 | 3 | 0.5 | ● 11a-2p10 |
| 18 | 45.4 | 44.5 | 48.0 | 11.8 | 14.1 | 8.1 | 16.5 | 8.6 | 7.6 | 6.8 | 6.0 | 74 | 54 | 74 | NW 2 | W 2 | W 5 | 9 | 9 | 3 | 2.6 | ● ch 2p20 |
| 19 | 52.2 | 53.4 | 55.6 | 10.0 | 11.9 | 9.0 | 14.5 | 6.9 | 6.0 | 6.9 | 5.9 | 65 | 66 | 69 | SW 3 | SW 2 | W 4 | 7 | 8 | 8 | 0.4 | ● gt 7a, ⌒ 7a y 4p |
| 20 | 52.1 | 46.1 | 45.9 | 9.5 | 12.9 | 7.4 | 16.4 | 7.0 | 5.6 | 6.7 | 4.8 | 64 | 61 | 62 | WNW 2 | WNW 3 | W 1 | 10 | 10 | 1 | — | ● ch 2p |
| 21 | 44.9 | 44.4 | 44.6 | 9.7 | 13.0 | 8.0 | 14.0 | 4.5 | 5.3 | 4.3 | 4.5 | 59 | 38 | 56 | W 5 | WSW 6 | WSW 3 | 3 | 5 | 4 | 0.2 | ⌒ 7a30 |
| 22 | *43.2* | 41.6 | 42.1 | *9.4* | 14.4 | 7.7 | 15.6 | 3.8 | *4.5* | 4.2 | 5.0 | *51* | **34** | 63 | WSW 4 | WSW 5 | W 1 | 4 | 6 | 9 | — | |
| 23 | 41.4 | 40.9 | 42.7 | 8.9 | 12.1 | 6.1 | 13.6 | 5.0 | 4.1 | 5.1 | 5.0 | 48 | 48 | 72 | W 4 | W 5 | W 3 | 8 | 8 | 9 | — | |
| 24 | 41.7 | 41.9 | 40.7 | 10.1 | 13.1 | 8.4 | 15.0 | 4.6 | 5.5 | 5.5 | 5.6 | 60 | 49 | 68 | W 5 | W 3 | C 0 | 8 | 9 | 8 | — | |
| 25 | *41.6* | 43.8 | 43.0 | *8.6* | 9.9 | 3.7 | 11.1 | 2.8 | *5.6* | 4.2 | 4.0 | *67* | 46 | 67 | W 7 | W 8 | W 7 | 5 | 7 | 3 | 0.0 | ● ch a interv, △ 2p; |
| 26 | 46.5 | 47.7 | 50.4 | 6.6 | 9.2 | 4.0 | 11.5 | 3.3 | 4.2 | 4.4 | 4.1 | 57 | 51 | 67 | SSW 2 | W 5 | W 1 | 7 | 7 | 3 | 0.3 | ● ch y ✳ 1p20-2p |
| 27 | 50.6 | 51.3 | 54.4 | 6.9 | 8.9 | 4.9 | 11.6 | 2.2 | 4.3 | 4.9 | 3.9 | 57 | 57 | 60 | W 4 | W 3 | SSW 2 | 7 | 9 | 2 | 0.3 | |
| 28 | *57.1* | 57.9 | 59.8 | *8.1* | 8.9 | 7.2 | 10.2 | 1.7 | *4.3* | 4.7 | 4.5 | *53* | 55 | 59 | SSE 2 | SE 3 | SSE 1 | 2 | 9 | 8 | — | |
| 29 | 60.0 | 60.5 | 62.1 | 9.5 | 12.6 | 7.3 | 13.8 | 4.8 | 5.3 | 4.4 | 5.6 | 60 | 50 | 73 | ESE 2 | SSE 2 | W 1 | 3 | 2 | 1 | — | |
| 30 | **63.1** | 62.2 | 63.0 | 9.9 | 12.9 | 7.6 | 15.0 | **1.5** | 6.5 | 5.2 | 5.1 | 71 | 46 | 66 | SSE 1 | S 2 | S 1 | 1 | 1 | 1 | — | |
| 31 | 59.6 | 56.2 | 56.8 | 10.6 | 16.8 | 11.8 | **16.8** | 4.7 | 5.9 | 7.1 | 7.3 | 62 | 50 | 71 | N 2 | NW 2 | W 3 | 9 | 8 | 7 | — | |
| Pro. Mit. | 48.8 | 48.1 | 49.1 | 9.8 | 12.4 | 8.0 | 14.2 | 5.4 | 5.9 | 6.0 | 5.9 | 64 | 56 | 72 | 2.5 | 3.0 | 1.5 | 6.8 | 7.5 | 6.6 | 29.8 | |

Barómetro reducido a 0°C y a gravedad normal.

(1) 10a30-7p. (2) △ 0p45; ⌐ 0p13 al W. (3) ⌒ N 6p55.

Barometer reduciert auf 0°C und Normalsch

## NTA DUNGENES (H = 5 m) — DICIEMBRE 1912 — φ = 52° 24′ S — λ = 68° 25′ W — $h_a$ = —

| mp. a la temp. Temp. a Freien | Velocidad del viento Windgeschwindigkeit | | | | | | | | Nubes (clase y dirección) Wolken (Art und Richtung) | | | Agua caída Niederschlag | | | Evaporación Verdunstung | | | |
|---|---|---|---|---|---|---|---|---|---|---|---|---|---|---|---|---|---|---|
| | m/minuto | | | km | | | | | | | | mm | | | mm | | | |
| ax. Min. | 7a | 2p | 9p | 9p-7a | 7a-2p | 2p-9p | 7a-7a | k/1h | 7a | 2p | 9p | 7a | 2p | 9p | 7a | 2p | 9p | 7a-7a |
| | | | | 370.0 | 100.5 | 225.3 | 925.5 | 38.6 | fr-ni | ci-str | | 2.1 | — | — | | | | |
| | | | | 275.5 | 300.4 | 425.3 | 601.3 | 25.0 | fr-ni | fr-ni | fr-ni | — | 0.0 | 0.0 | | | | |
| | | | | 25.5 | 65.3 | 275.4 | 751.2 | 31.3 | ni | a-cu | ni | 13.3 | 0.0 | -- | | | | |
| | | | | 300.5 | 450.4 | 150.4 | 641.2 | 26.7 | ni | ni | ni | 0.0 | --- | 0.0 | | | | |
| | | | | 400.5 | 25.2 | 50.5 | 1001.3 | 41.7 | | ci-cu | cu-ni | 0.0 | — | — | | | | |
| | | | | 50.5 | 80.2 | 125.1 | **126.2** | **5.3** | fr-cu | fr-cu | ni | 1.0 | 0.0 | 1.5 | | | | |
| | | | | 175.1 | 270.5 | 400.5 | 380.4 | 15.8 | fr str | fr-str | fr-str, ni | 8.6 | — | 1.6 | | | | |
| | | | | 100.5 | 350.4 | 475.2 | 771.5 | 32.1 | cu-ni | ci-cu | cu-ni | 0.0 | — | — | | | | |
| | | | | 100.1 | 175.5 | 250.4 | 925.7 | 38.6 | ci-cu | cu-ni | fr-cu | — | — | 0.0 | | | | |
| | | | | 450.5 | 50.2 | 125.2 | 876.4 | 36.5 | ci-str | a-cu | fr-ni | — | — | — | | | | |
| | | | | 275.5 | 375.2 | 490.4 | 450.9 | 18.8 | | cu-ni, a-str | cu-ni | 5.2 | 0.7 | 0.0 | | | | |
| | | | | 375.4 | 50.2 | 125.2 | **1241.0** | **51.7** | cu-ni | cu | fr-ni | 0.0 | — | 0.0 | | | | |
| | | | | 200.4 | 375.4 | 15.2 | 375.8 | 15.7 | a-cu | a-str | fr-ni | — | 0.0 | — | | | | |
| | | | | 175.3 | 165.1 | 375.5 | 565.9 | 23.6 | fr-ni | cu-ni | ni | — | — | 1.4 | | | | |
| | | | | 395.5 | 170.2 | 75.5 | 936.1 | 39.0 | fr-ni | ci-cu | fr-ni | 1.0 | — | — | | | | |
| | | | | 200.1 | 310.5 | 405.3 | 445.8 | 18.6 | fr-str | cu | str-cu | --- | — | — | | | | |
| | | | | 30.2 | 125.4 | 275.1 | 746.0 | 31.1 | ci-cu | a-str | fr-cu | — | — | — | | | | |
| | | | | 400.5 | 27.1 | 250.1 | 801.0 | 33.4 | fr-cu | fr-str | cu-ni W, fr-str | — | 0.0 | — | | | | |
| | | | | 175.3 | 479.2 | 175.2 | 452.5 | 18.8 | fr-cu SW | cu-ni SW | cu-ni SW | — | 0.7 | 2.1 | | | | |
| | | | | 470.5 | 100.5 | 243.3 | 1124.9 | 46.9 | fr-str | fr-str | fr-str | — | — | 2.2 | | | | |
| | | | | 75.5 | 275.1 | 450.3 | 419.3 | 17.5 | fr-str | fr-cu, a-cu | | 0.0 | — | — | | | | |
| | | | | 100.2 | 200.3 | 335.3 | 825.6 | 34.4 | ci-cu | cu | ni | --- | — | — | | | | |
| | | | | 50.1 | 200.4 | 375.1 | 585.7 | 24.4 | fr-ni | ci-cu | ci-cu | — | — | — | | | | |
| | | | | 90.3 | 290.5 | 432.2 | 665.8 | 27.7 | fr-cu | ci-cu | ni | 0.2 | — | 0.4 | | | | |
| | | | | 195.1 | 480.2 | 325.2 | 917.8 | 38.2 | fr-cu | ci | fr-cu | 2.2 | — | — | | | | |
| | | | | 200.1 | 420.2 | 60.2 | 1005.5 | 41.9 | ci | cu, a-cu | | — | — | — | | | | |
| | | | | 500.1 | 175.5 | 375.5 | 980.5 | 40.8 | ci-str | ci | ci-cu | — | 0.0 | — | | | | |
| | | | | 25.2 | 65.4 | 218.3 | 576.2 | 24.0 | ci-cu | cu | a-cu | — | — | — | | | | |
| | | | | 415.5 | 500.5 | 100.4 | 699.2 | 29.1 | fr-cu | ci-cu | fr-cu | — | --- | — | | | | |
| | | | | 225.5 | 320.1 | 450.5 | 826.4 | 34.4 | fr-str | | fr-cu, str-cu | — | — | — | | | | |
| | | | | 75.5 | 200.2 | 335.2 | 846.1 | 35.3 | ci | fr-ni | fr-ni | — | 0.0 | — | | | | |
| | | | | 222.6 | 231.5 | 270.7 | 725.4 | 30.2 | | | | 33.6 | 1.4 | 9.2 | | | | |

## NTA ARENAS (H = 4 m) — DICIEMBRE 1912 — φ = 53° 10′ S — λ = 70° 54′ W — $h_a$ = 11.2 m

| | | | | | | | | | | | | | | | | | | |
|---|---|---|---|---|---|---|---|---|---|---|---|---|---|---|---|---|---|---|
| 4.4 | 9.0 | 340 | 850 | 0 | 280.3 | 247.3 | 103.0 | 423.3 | 17.6 | cu W, str-cu W, a- | str-cu | str | — | — | — | 0.4 | 1.2 | 1.0 | 1.8 |
| 1.7 | 7.0 | 80 | 50 | 80 | 83.2 | 38.4 | 37.0 | 433.5 | 18.1 | cu, fr-ni N [cu | fr-cu W, a-str | ni | — | 0.0 | 0.5 | 0.4 | 0.2 | 0.1 | 2.6 |
| 3.2 | 6.4 | 100 | 120 | 0 | 59.4 | 49.3 | 40.0 | **184.8** | **5.6** | str [W, ci-cu | str | fr-ni WNW, str | 9.5 | — | 0.3 | 0.1 | 0.2 | 0.2 | **0.4** |
| 9.3 | 7.6 | 120 | 110 | 140 | 124.0 | 117.1 | 115.0 | 213.3 | 8.9 | fr-ni NNW, a-cu | ni N, str | ni | 1.2 | — | 3.1 | 0.0 | 0.4 | 0.6 | **0.4** |
| 3.3 | 3.9 | 100 | 200 | 0 | 66.2 | 120.1 | 58.0 | 298.3 | 12.4 | str-cu WNW, a- (1) | fr-ni NW, str-cu (10) | str [WNW | — | — | — | 0.2 | 0.8 | 0.5 | 1.2 |
| 5.0 | 6.0 | 200 | 120 | 50 | 91.5 | 80.2 | 45.0 | 269.6 | 11.2 | str-cu WSW, fr- (2) | str-cu, ci-str, ci- (11) | str-cu WNW, a-cu | — | — | — | 0.3 | 0.6 | 0.6 | 1.6 |
| 4.8 | 4.5 | 340 | 340 | 220 | 53.0 | 138.1 | 125.0 | 178.2 | 7.4 | cu WSW, a-cu W, | cu-ca, ci-str [ci-str | str-cu W, ci-str | 0.2 | — | — | 0.4 | 1.0 | 1.0 | 1.6 |
| 4.8 | 3.4 | 440 | 600 | 0 | 208.6 | 108.0 | 98.0 | 471.7 | 19.7 | cu W, ci-str [ci-str | cu W, fr-cu NNW, | str | 1.1 | — | 0.2 | 1.0 | 1.0 | 1.0 | 3.0 |
| 1.4 | 3.5 | 250 | 500 | 250 | 210.1 | 152.5 | 133.2 | 416.1 | 17.3 | cu, str-cu NNW | cu WNW, str-cu W | cu-ni NNW, fr-ni | --- | 0.1 | — | 0.2 | 1.0 | 0.4 | 2.2 |
| 5.4 | 1.0 | 150 | 280 | 80 | 104.7 | 131.4 | 115.0 | 390.4 | 16.3 | a-cu W, ci-str W | cu-ca, str-cu, ci-cu | fr-ni [NNW, ci-str | — | --- | 1.3 | 0.4 | 0.8 | 0.4 | 1.8 |
| 7.5 | 1.5 | 50 | 50 | 180 | 116.0 | 55.2 | 124.0 | 362.4 | 15.1 | fr-ni WNW, str | ni NNW, str-cu, | cu-ni W, str | 0.0 | 2.4 | 0.9 | 0.4 | 0.2 | 0.2 | 1.6 |
| 3.8 | 4.0 | 325 | 350 | 0 | 155.2 | 197.0 | 79.0 | 334.4 | 13.9 | cu WSW, a-str, (3) | cu W, fr-cu W [str | str, ci-str | — | — | — | 0.8 | 1.2 | 1.0 | 1.2 |
| 6.0 | 5.5 | 80 | 200 | 0 | 94.8 | 70.9 | 40.0 | 370.8 | 15.4 | cu ENE, a-cu (4) | str, a-cu | str-cu NNW | — | 0.3 | — | 0.0 | 0.2 | 0.6 | 2.2 |
| 0.5 | 5.2 | 180 | 280 | 0 | 110.4 | 124.2 | 98.0 | 221.3 | 9.2 | cu, str-cu WSW, (5) | ni NNW, str [ci-str | str-cu NNW | 2.8 | 0.3 | 0.1 | 0.2 | 0.6 | 0.6 | 1.0 |
| 8.0 | 7.5 | 80 | 70 | 0 | 116.2 | 58.0 | 44.0 | 338.4 | 14.1 | cu WSW, str-cu (6) | cu ni NNW, str-cu, | cu-ni WNW, (15) | — | 0.6 | 0.4 | 0.4 | 0.6 | 0.2 | 1.6 |
| 0.8 | 6.5 | 180 | 90 | 200 | 65.0 | 63.7 | 65.0 | 167.0 | 7.0 | cu, str-cu WNW | str-cu W, ci-str | cu-ni W, fr-cu W | 0.1 | 0.5 | — | 0.2 | 0.4 | 0.4 | 1.0 |
| 5.7 | 7.8 | 100 | 50 | 100 | 77.3 | 84.0 | 75.0 | 206.0 | 8.6 | cu WNW, str-cu (7) | fr-ni NW, str | cu-ni WNW, ci-cu | --- | 2.5 | 0.1 | 0.4 | 0.2 | 0.2 | 1.2 |
| 3.0 | 6.5 | 200 | 250 | 490 | 80.4 | 153.5 | 178.0 | 239.4 | 10.0 | cu NNW, str-cu (8) | str-cu W, str | cu-ni W | — | 0.4 | — | 0.2 | 1.0 | 0.8 | 0.6 |
| 0.4 | 5.5 | 360 | 150 | 480 | 278.8 | 164.3 | 184,0 | 610.3 | 25.4 | cu-ni W, fr-cu (9) | cu-ni WNW, (12) | cu-ni W, a-cu W | 0.0 | — | — | 0.6 | 0.8 | 1.1 | 2.4 |
| 4.4 | 5.7 | 220 | 290 | 100 | 206.0 | 157.3 | 150.0 | 554.3 | 23.1 | str-cu NNW, str | ni, str-cu NNW | cu, ci | — | 0.2 | — | 0.2 | 0.6 | 0.8 | 2.1 |
| 9.3 | 3.2 | 580 | 600 | 280 | 213.7 | 315.0 | 180.0 | 521.0 | 21.7 | cu W | cu W, fr-cu | cu W, cu-ni | — | — | — | 1.0 | 1.0 | 0.6 | 2.4 |
| 6.8 | 2.8 | 380 | 490 | 50 | 132.3 | 396.0 | 58.0 | 627.3 | 26.1 | cu W, str-cu W | cu W, ci-str W | cu, str | — | — | — | 0.4 | 1.0 | 0.8 | 2.0 |
| 4.5 | 4.7 | 500 | 520 | 350 | 235.5 | 201.4 | 149.0 | 689.5 | 28.7 | cu W, str-cu W | cu W, fr-cu (13) | cu W, ci-str | — | — | — | 0.4 | 1.2 | 1.0 | 2.2 |
| 1.1 | 4.2 | 580 | 350 | 0 | 163.8 | 235.7 | 121.0 | 514.2 | 21.4 | cu W, cu-ni W | cu W, str | str-cu W, str | — | — | — | 0.4 | 1.7 | 0.8 | 2.6 |
| 7.1 | 2.0 | 900 | **1000** | 790 | 256.2 | 308.2 | 226.0 | 612.9 | 25.5 | cu-ni W, str-cu | cu W, cu-ni | cu-ni W | 0.0 | 0.1 | 0.2 | 0.6 | 1.4 | 0.6 | **3.1** |
| 5.1 | 1.8 | 125 | 500 | 80 | 354.6 | 168.6 | 144.0 | **888.8** | **37.0** | str-cu W | cu W, cu-ni, str-cu | cu, ci-str | — | 0.3 | — | 0.4 | 0.6 | 1.0 | 2.4 |
| 3.3 | 0.8 | 420 | 250 | 180 | 193.7 | 139.0 | 148.0 | 506.3 | 21.1 | cu W, str-cu, a-str | cu-ni W, fr-ni (14) | cu, ci-str | — | — | — | 0.6 | 0.8 | 0.6 | 2.2 |
| 0.9 | 0.5 | 225 | 280 | 80 | 121.1 | 94.0 | 70.6 | 408.1 | 17.6 | cu W | str-cu W | str-cu SSW | --- | — | — | 0.6 | 0.6 | 0.6 | 2.0 |
| 4.0 | 3.6 | 220 | 150 | 90 | 115.1 | 104.7 | 45.0 | 279.7 | 11.7 | cu WSW, ci-str | cu W, str-cu | ci | — | — | --- | 0.4 | 0.6 | 0.8 | 1.6 |
| 3.2 | **-0.2** | 90 | 120 | 90 | 70.2 | 50.0 | 65.8 | 219.9 | 9.2 | ci [NW | cu | ci-str [str-cu | — | — | — | 0.2 | 0.4 | 0.6 | 1.6 |
| 4.0 | 3.4 | 150 | 220 | 340 | 75.7 | 171.2 | 284.2 | 191.5 | 8.0 | fr-ni NNW, str-cu | cu-ni W, fr-ni | cu, cu-ni W, fr-ni, | — | — | — | 0.2 | 0.9 | 0.6 | 1.2 |
| 4.7 | 4.3 | 260 | 304 | 152 | 145.6 | 145.0 | 109.6 | 390.1 | 16.2 | | | | 14.9 | 7.7 | 7.1 | 12.0 | 23.2 | 19.7 | 54.8 |

Las observaciones se efectuaron según hora oficial de Chile (75° de long.)

Alle Beobachtungen nach chilenischer Einheitszeit (75° Länge).

W, ci-cu. (2) ni NNW. (3) a-cu. (4) NNW, ci-cu. (5) a-cu, ci-str. (6) WSW, ci-str. (7) NNW, a-str. (8) NW. (9) W, str-cu, ci-str. (10) W, a-cu W, ci-str. (11) cu. (12) str-cu (13) ESE, cu-ni, ci-str. (14) W, str-cu W, ci-str. (15) str-cu WNW.

**SAN ISIDRO** (H = 21 m) **DICIEMBRE 1912** φ = 53° 48′ S λ = 70° 59′ W $C_g$ = +

| Día Tag | Barómetro Barometer 700 mm + | | | Temperatura del aire Lufttemperatur C° | | | | | Humedad absoluta Absolute Feuchtigkeit mm | | | Humedad relativa Relative Feuchtigkeit % | | | Dirección y fuerza del viento Richtung und Stärke des Windes 0—12 B | | | Nebulosidad Bewölkung 0—10 | | | Agua caída Niederschlag mm | Notas Bemerkungen |
|---|---|---|---|---|---|---|---|---|---|---|---|---|---|---|---|---|---|---|---|---|---|---|
| | 7a | 2p | 9p | 7a | 2p | 9p | Max. | Min. | 7a | 2p | 9p | 7a | 2p | 9p | 7a | 2p | 9p | 7a | 2p | 9p | 7a-7a | |
| 1 | 43.2 | 45.8 | 48.6 | 10.4 | 11.0 | 6.8 | 11.1 | 6.8 | 6.3 | 6.1 | 6.4 | 68 | 62 | 87 | SW 4 | SW 5 | SW 6 | $7^2$ | $8^2$ | $10^2$ | 7.1 | ●$^0$ an, ● gt II |
| 2 | 48.8 | 48.0 | 47.1 | 7.2 | 9.2 | 8.8 | 11.8 | 5.1 | 5.4 | 7.2 | 7.1 | 72 | 83 | 84 | SW 2 | N 2 | N 3 | $10^2$ | $10^1$ | $10^1$ | 0.0 | |
| 3 | 47.8 | 48.4 | 48.5 | 7.9 | 8.2 | 9.0 | 11.0 | 7.1 | 7.9 | 7.8 | 8.3 | **99** | 96 | 97 | N 3 | N 2 | N 2 | $10^2$ | $10^2$ | $10^2$ | 2.4 | ●$^1$ ch 4a-8p30 |
| 4 | 47.1 | 42.3 | 42.1 | 8.8 | 10.1 | 8.9 | 10.9 | 8.0 | 7.8 | 8.1 | 7.5 | 92 | 88 | 88 | N 3 | NE 3 | SW 3 | $10^2$ | $10^2$ | $10^2$ | 8.3 | ●$^1$ 5a-9p30 |
| 5 | 43.7 | 43.6 | 41.7 | 7.9 | 11.9 | 10.1 | 12.2 | 6.2 | 6.0 | 6.1 | 4.4 | 75 | 59 | 48 | N 3 | W 2 | SW 3 | $8^2$ | $10^2$ | $10^2$ | 9.2 | ●$^0$ ch MD-8p30 |
| 6 | 40.4 | 38.4 | 36.8 | 6.1 | 8.4 | 5.9 | 10.0 | 5.2 | 6.2 | 8.0 | 5.6 | 88 | 97 | 81 | SW 2 | SW 1 | N 3 | $10^2$ | $10^2$ | $10^2$ | 2.2 | ●$^1$ ch 3a-6p45; ≡ 1a-2a |
| 7 | 36.8 | 36.6 | 38.9 | 8.4 | 9.8 | 12.0 | 12.9 | 6.0 | 5.7 | 5.9 | 7.8 | 69 | 65 | 75 | SW 3 | SW 2 | SW 2 | $10^2$ | $7^1$ | $4^0$ | 5.0 | ●$^0$ ch 5a-6p40 |
| 8 | 42.6 | 44.1 | 44.1 | 4.4 | 7.7 | 6.8 | 9.4 | 4.0 | 5.4 | 4.9 | 5.5 | 87 | 62 | 74 | SW 3 | SW 4 | W 4 | $10^2$ | $6^1$ | $8^1$ | 1.9 | ●$^0$ ch 2a-10a20 |
| 9 | 40.3 | 39.6 | 41.2 | 6.4 | 7.6 | 5.7 | 9.9 | 5.0 | 6.3 | 6.0 | 5.0 | 88 | 77 | 73 | N 2 | SW 3 | SW 2 | $9^2$ | $10^2$ | $7^1$ | 2.1 | ●$^1$ ch 2a-3a30, △$^2$ |
| 10 | 39.9 | 37.6 | 37.4 | 8.4 | 10.8 | 7.0 | 11.2 | 4.0 | 4.7 | 5.0 | 6.0 | 57 | 52 | 79 | SW 3 | NW 2 | N 2 | $3^1$ | $5^0$ | $10^2$ | 1.6 | ●$^1$ ch 8p45-9p |
| 11 | 36.8 | **30.0** | 37.9 | 6.4 | 8.9 | 4.9 | 9.2 | 3.6 | 5.4 | 5.5 | 5.7 | 75 | 65 | 89 | N 3 | C 0 | SW 3 | $10^2$ | $8^2$ | $7^1$ | 3.2 | ●$^0$ ch MN-4p25 |
| 12 | 44.0 | 48.9 | 51.3 | 6.8 | 8.8 | 6.2 | 10.6 | 6.0 | 5.5 | 6.2 | 5.8 | 74 | 73 | 82 | SW 4 | SW 4 | SW 3 | $6^1$ | $7^1$ | $4^0$ | 4.2 | |
| 13 | 50.3 | 47.7 | 44.8 | 7.1 | 9.0 | 8.9 | 10.0 | 5.4 | 6.7 | 7.8 | 6.5 | 88 | 92 | 76 | N 3 | NE 4 | NE 4 | $10^2$ | $10^2$ | $10^1$ | 1.2 | ●$^0$ ch 1a20-3p40 |
| 14 | 43.1 | 43.5 | 43.6 | 8.9 | 10.4 | 8.9 | 11.0 | 8.0 | 8.4 | 7.7 | 8.0 | **99** | 82 | 95 | NE 2 | N 2 | C 0 | $9^1$ | $10^2$ | $8^2$ | 6.8 | ●$^0$ ch a interv |
| 15 | 44.1 | 44.2 | 47.0 | 9.0 | 12.9 | 10.0 | 12.9 | 8.0 | 7.7 | 8.0 | 7.1 | 91 | 73 | 79 | C 0 | SW 3 | SW 3 | $6^1$ | $5^0$ | $6^0$ | 9.3 | ● todo el día |
| 16 | 50.3 | 51.5 | 53.6 | 9.9 | 11.0 | 10.1 | 11.5 | 9.0 | 7.6 | 7.2 | 7.9 | 83 | 74 | 86 | SW 3 | S 4 | SW 2 | $6^0$ | $5^0$ | $10^1$ | **18.9** | |
| 17 | 53.2 | 49.2 | 45.1 | 10.9 | 9.9 | 9.9 | 11.0 | 8.4 | 8.1 | 7.9 | **9.0** | 85 | 87 | **99** | C 0 | N 2 | N 2 | $10^1$ | $10^2$ | $10^2$ | — | ●$^1$ 2p-9p |
| 18 | 41.8 | 40.9 | 43.9 | 10.0 | 14.4 | 7.9 | **14.6** | 7.0 | 8.4 | 6.6 | 6.1 | 92 | 54 | 76 | C 0 | SW 4 | SW 4 | $10^2$ | $10^2$ | $10^2$ | 3.6 | ●$^1$ ch 5a-11p30 |
| 19 | 48.1 | 49.0 | 51.1 | 7.9 | 11.1 | 8.3 | 11.1 | 7.1 | 6.1 | 6.8 | 6.7 | 76 | 69 | 82 | SW 5 | SW 4 | SW 3 | $7^1$ | $10^2$ | $10^2$ | 3.8 | ●$^1$ ch 2a-1p30 |
| 20 | 48.7 | 43.1 | 42.6 | 8.0 | 9.7 | 8.6 | 11.1 | 6.8 | 5.9 | 8.4 | 4.4 | 73 | 94 | 52 | SW 2 | SW 2 | SW 3 | $10^2$ | $10^2$ | $6^1$ | 0.2 | ●$^1$ ch 10a-7p |
| 21 | 41.8 | 41.0 | 40.6 | 10.4 | 11.3 | 6.6 | 12.4 | 5.9 | 6.1 | 7.0 | 5.6 | 65 | 70 | 77 | SW 2 | SW 4 | SW 3 | $5^0$ | $8^1$ | $9^2$ | 1.4 | |
| 22 | 40.1 | 38.3 | 38.7 | 7.9 | 11.1 | 6.4 | 11.6 | 6.0 | 4.7 | 5.1 | 5.1 | 59 | 52 | 71 | C 0 | SW 7 | SW 4 | $6^0$ | $8^1$ | $7^1$ | 0.5 | ●$^0$ ch 5a-8p30 |
| 23 | 38.5 | 38.1 | 38.6 | 7.9 | 9.3 | 6.0 | 10.0 | 4.6 | 4.6 | 6.0 | 5.4 | 58 | 69 | 78 | SW 3 | SW 5 | SW 4 | $8^1$ | $7^1$ | $6^1$ | 0.7 | ●$^0$ ch 2p30-7p |
| 24 | 37.9 | 43.4 | 36.8 | 6.5 | 11.3 | 7.7 | 11.4 | 4.4 | 6.1 | 6.0 | 6.1 | 84 | 60 | 77 | SW 1 | SW 4 | SW 3 | $6^1$ | $8^1$ | $10^2$ | 0.8 | ●$^0$ ch 3a-4a |
| 25 | 39.4 | 39.4 | 42.1 | 5.4 | 8.0 | 3.0 | 8.1 | 2.1 | 5.5 | **3.9** | 4.3 | 82 | **50** | 76 | SW 2 | SW 6 | SW 5 | $6^2$ | $5^1$ | $10^2$ | 2.2 | ●$^0$ ch 0a40-10p30 |
| 26 | 44.3 | 45.4 | 46.1 | 4.9 | 2.9 | 4.3 | 6.6 | 2.8 | 4.7 | 5.0 | **3.9** | 71 | 88 | 63 | SW 4 | SW 4 | SW 4 | $6^1$ | $5^1$ | $7^1$ | 4.2 | ●$^1$ ch MN-11p30 |
| 27 | 46.8 | 47.7 | 51.0 | 4.2 | 7.0 | 4.9 | 7.2 | **2.0** | 4.8 | 4.3 | 4.5 | 77 | 57 | 69 | SW 4 | SW 4 | SW 4 | $5^0$ | $7^2$ | $4^0$ | 5.6 | ●$^1$ ch 0a15-6p30 |
| 28 | 54.3 | 54.5 | 54.9 | 6.2 | 8.1 | 6.0 | 8.1 | 3.3 | 4.2 | 4.3 | 4.7 | 59 | 55 | 67 | SW 4 | SW 4 | SW 4 | $5^0$ | $7^1$ | $9^1$ | 0.9 | |
| 29 | 56.8 | 57.3 | 58.5 | 7.2 | 10.5 | 4.5 | 10.8 | 4.5 | 5.2 | 5.2 | 5.9 | 69 | 55 | 94 | SW 4 | SW 4 | SW 5 | $3^0$ | $4^0$ | $2^0$ | — | |
| 30 | **59.3** | 58.9 | **59.3** | 7.2 | 13.1 | 13.3 | 13.8 | 4.4 | 5.3 | 6.1 | 8.8 | 70 | 54 | 77 | SW 4 | SW 5 | SW 4 | $2^0$ | $1^0$ | $3^0$ | – | |
| 31 | 56.3 | 52.1 | 52.6 | 7.4 | 10.0 | 10.0 | 12.3 | 5.5 | 6.2 | 7.5 | 7.6 | 80 | 82 | 83 | N 3 | N 2 | SW 4 | $10^1$ | $10^1$ | $10^2$ | — | |
| Pro. Mit. | 45.4 | 44.8 | 45.4 | 7.6 | 9.8 | 7.7 | 10.8 | 5.6 | 6.1 | 6.4 | 6.2 | 78 | 71 | 79 | 2.6 | 3.4 | 3.3 | 7.5 | 7.8 | 8.0 | 107.3 | |

**Barómetro reducido a 0ºC y a gravedad normal.**

(1) 1p5-3p15; ≡ 0a15-3a30.

**Barometer reduciert auf 0ºC und Normalsch**

N ISIDRO (H = 21 m) **DICIEMBRE 1912** φ = 53° 48′ S λ = 70° 59′ W $h_a$ = —

| emp. a la ntemp. Temp. m Freien. (° lax. Min. | Velocidad del viento Windgeschwindigkeit m/minuto 7a | 2p | 9p | km 9p-7a | 7a-2p | 2p-9p | 7a-7a | k/1h | Nubes (clase y dirección) Wolken (Art und Richtung) 7a | 2p | 9p | Agua caída Niederschlag mm 7a | 2p | 9p | Evaporación Verdunstung mm 7a | 2p | 9p | 7a-7a |
|---|---|---|---|---|---|---|---|---|---|---|---|---|---|---|---|---|---|---|
| | | | | | | | | | cu-ni SW | cu-ni SW | ni SW | 1.4 | — | 0.0 | | | | |
| | | | | | | | | | ni SW | ni | ni | — | — | — | | | | |
| | | | | | | | | | ni | ni | ni N | 2.4 | 5.6 | 1.3 | | | | |
| | | | | | | | | | ni N | ni N | ni SW | 1.4 | 0.7 | 8.3 | | | | |
| | | | | | | | | | cu-ni N | ni W | ni | 0.2 | 0.1 | 1.3 | | | | |
| | | | | | | | | | ni SW | ni | ni | 0.8 | 3.1 | 1.4 | | | | |
| | | | | | | | | | cu-ni SW | cu-ni SW | ni | 0.5 | 0.0 | 0.0 | | | | |
| | | | | | | | | | cu-ni SW | cu-ni W | ni SW | 1.9 | 0.0 | — | | | | |
| | | | | | | | | | cu-ni N | ni SW | cu-ni | 2.1 | 1.1 | 0.5 | | | | |
| | | | | | | | | | ci SW | ci-cu W | ni | — | — | 0.0 | | | | |
| | | | | | | | | | ni N | cu-ni N | cu-ni | 3.2 | 0.0 | 4.2 | | | | |
| | | | | | | | | | cu-ni SW | cu-ni SW | ci-str | — | — | — | | | | |
| | | | | | | | | | ni N | ni NE | ni NE | 1.2 | 0.8 | 0.0 | | | | |
| | | | | | | | | | cu-ni N | ni | cu-ni | 6.0 | 0.1 | 0.9 | | | | |
| | | | | | | | | | cu-ni | cu-ni SW | cu SW | 8.3 | 10.5 | 8.4 | | | | |
| | | | | | | | | | cu-ni SW | cu-ni SW | ni | — | — | — | | | | |
| | | | | | | | | | cu SW | cu SW | ni | — | 0.0 | 3.4 | | | | |
| | | | | | | | | | ni | ni N | ni W | 0.2 | 0.3 | 0.9 | | | | |
| | | | | | | | | | ni | ni SW | ni SW | 2.6 | 0.2 | — | | | | |
| | | | | | | | | | ni SW | ni | ni SW | — | 1.2 | 0.2 | | | | |
| | | | | | | | | | cu-ni SW | cu-ni SW | cu-ni SW | — | — | — | | | | |
| | | | | | | | | | cu-ni SW | cu-ni SW | cu-ni SW | 0.5 | 0.1 | 0.6 | | | | |
| | | | | | | | | | cu-ni SW | cu-ni SW | cu-ni SW | — | — | 0.6 | | | | |
| | | | | | | | | | cu-ni SW | cu-ni SW | ni | 0.2 | — | — | | | | |
| | | | | | | | | | cu-ni SW | cu-ni SW | ni | 2.2 | 0.2 | 2.3 | | | | |
| | | | | | | | | | cu-ni SW | cu-ni SW | cu-ni SW | 1.7 | 2.8 | 0.4 | | | | |
| | | | | | | | | | cu-ni SW | cu-ni SW | ci-cu SW | 2.4 | 0.6 | 0.3 | | | | |
| | | | | | | | | | cu-ni SW | a-cu SW | a-str SW | — | — | — | | | | |
| | | | | | | | | | ci-cu SW | ci SW | ci SW | — | — | — | | | | |
| | | | | | | | | | ci SW | ci SW | cu-ni SW | — | — | — | | | | |
| | | | | | | | | | ni N | ni N | ni SW | — | — | — | | | | |
| | | | | | | | | | | | | 39.2 | 27.4 | 35.0 | | | | |

Las observaciones se efectuaron según hora oficial de Chile (75° de long.)

Alle Beobachtungen nach chilenischer Einheitszeit (75° Länge)

# TRES OBSERVACIONES DIARIAS

EN TRES

ESTACIONES DE 4.° ORDEN EN CHILE

**1912**

---

# DREIMAL TÄGLICHE BEOBACHTUNGEN

AN DREI

STATIONEN 4. ORDNUNG IN CHILE

**1912**

**EL TENIENTE** (H = 2134 m) **ENERO 1912** φ = 34° 6′ S λ = 70° 38′

| Dia Tag | Temperatura del aire Lufttemperatur C° 7a | 2p | 9p | Max. | Min. | Dirección y fuerza del viento Richtung und Stärke des Windes 0—12 B. 7a | | 2p | | 9p | | Nebulosidad Bewölkung 0—10 7a | 2p | 9p | Agua caída mm Niederschlag 7a-7a | Notas Bemerkungen |
|---|---|---|---|---|---|---|---|---|---|---|---|---|---|---|---|---|
| 1 | 14.0 | 15.0 | 10.2 | 16.6 | 4.1 | W | 2 | SW | 6 | ENE | 6 | 0 | 5¹ | 1¹ | -- | ↙ con remolinos de tierra |
| 2 | 14.8 | 16.1 | 13.3 | 20.2 | 3.3 | SE | 1 | SSW | 1 | NE | 3 | 2⁰ | 6⁰ | 10² | — | ↙ 2p-4p y nubes gruesas de cord 2 |
| 3 | 14.4 | 14.5 | 12.3 | 16.8 | 3.0 | SE | 1 | SW | 4 | NE | 1 | 8¹ | 5² | 0 | — | nubes bajas de cord al SE 2 |
| 4 | 14.6 | 16.5 | 9.0 | 18.0 | 2.7 | NW | 1 | W | 3 | NE | 3 | 0 | 1¹ | 0 | — | ∞ al W 1; ∪ 10p35 |
| 5 | 9.0 | 17.3 | 13.8 | 18.6 | **0.0** | S | 1 | SW | 2 | ENE | 1 | 0 | 0 | 0 | — | |
| 6 | 17.7 | 20.6 | 15.6 | 22.5 | 7.0 | SE | 1 | W | 1 | C | 0 | 0 | 0 | 0 | — | ⊙ cord 1 |
| 7 | 18.3 | 17.4 | 12.6 | 20.1 | 4.2 | C | 0 | NNW | 2 | NE | 3 | 0 | 3² | 0 | — | ⊙² cord 1; nubes bajas de cord 2 |
| 8 | 11.5 | 11.8 | 9.3 | 18.2 | 1.6 | SW | 2 | W | 2 | ESE | 1 | 0 | 1¹ | 0 | — | ⊙ cord 1 |
| 9 | 13.1 | 16.6 | 12.0 | 19.0 | 2.7 | N | 1 | W | 3 | NE | 2 | 0 | 3¹ | 0 | — | ⊙ en todas partes 1; ↙ y remolinos de tierra p |
| 10 | 14.9 | 18.0 | 13.0 | 19.8 | 5.4 | S | 1 | W | 3 | ESE | 2 | 0 | 5² | 0 | — | ⊙ cord al E 1, 2 y nubes espesas de cord al NE y SE 2 |
| 11 | 17.9 | 17.0 | 13.8 | 18.9 | 5.4 | WNW | 1 | W | 3 | C | 0 | 3⁰ | 4¹ | 0 | -- | ⊙ cord 1; ↙; nubes bajas de cord al E 2 |
| 12 | 16.0 | 20.2 | 15.0 | 21.0 | 5.3 | E | 2 | SW | 3 | C | 0 | 0 | 1¹ | 0 | — | ⊙ 1; ↙ y remolinos de tierra 2 |
| 13 | 17.3 | 22.9 | 17.6 | **23.9** | 2.2 | WSW | 2 | SW | 2 | NE | 4 | 0 | 1⁰ | 0 | — | ⊙ 1 |
| 14 | 17.4 | 21.2 | 15.0 | 21.5 | 8.5 | NNW | 1 | WNW | 2 | SE | 2 | 2¹ | 1⁰ | 0 | — | |
| 15 | 16.9 | 18.5 | 14.3 | 20.8 | 6.5 | SSE | 2 | W | 3 | N | 2 | 1⁰ | 1¹ | 0 | — | ⊙ 1 |
| 16 | 19.4 | 19.2 | 14.3 | 20.7 | 6.4 | E | 2 | W | 3 | ESE | 2 | 0 | 1¹ | 0 | — | ⊙ al S y E 1; nubes bajas de cord al E 2 [sas de cord a |
| 17 | 16.6 | 18.5 | 11.7 | 19.5 | 5.6 | SE | 2 | W | 3 | NW | 4 | 5¹ | 3¹ | 0 | — | ⊙² cord y en todas partes 1 3; remolinos de viento 2; nubes |
| 18 | 14.1 | 15.0 | 12.4 | 18.0 | 3.2 | SE | 2 | W | 3 | C | 0 | 0 | 8² | 0 | — | ⊙ 1; nubes gruesas y bajas de cord al E y S 2 |
| 19 | 13.4 | 14.5 | 9.0 | 17.3 | 2.6 | W | 3 | W | 2 | WSW | 2 | 5⁰ | 6¹ | 0 | — | ⊙ 1; remolinos de viento 2 |
| 20 | 14 3 | 16.7 | 13.2 | 18.4 | 3.0 | SE | 2 | WNW | 4 | NE | 2 | 0 | 1¹ | 0 | — | remolinos de viento 2 |
| 21 | 15.1 | 21.0 | 16.5 | 22.5 | 4.7 | SE | 2 | E | 4 | E | 4 | 0 | 0 | 0 | — | |
| 22 | 18.8 | 20.6 | 14.1 | 22.1 | 7.0 | SSE | 2 | W | 4 | C | 0 | 0 | 0 | 0 | — | |
| 23 | 15.0 | 21.4 | 15.0 | 22.4 | 6.6 | SE | 2 | WNW | 3 | NW | 2 | 0 | 0 | 0 | — | ⊙ 1 |
| 24 | 17.1 | 20.9 | 13.3 | 21.8 | 6.0 | SE | 3 | W | 4 | N | 1 | 0 | 1⁰ | 0 | — | ∞² al W 1; ▭ (color amarillento) al SE 3; nubes de cord |
| 25 | 14.0 | 19.1 | 12.8 | 20.1 | 6.1 | SE | 2 | WSW | 2 | NE | 4 | 0 | 4¹ | 0 | — | ⊙ 1; nubes gruesas de cord 2 |
| 26 | 15.0 | 19.2 | 12.7 | 20.1 | 6.5 | SE | 2 | W | 3 | E | 3 | 0 | 2¹ | 0 | — | ⊙ en todas partes 1, 3; ↙ 2; nubes bajas de cord |
| 27 | 14.2 | 18.7 | 12.9 | 20.3 | 6.8 | SE | 2 | NW | 6 | NE | 2 | 0 | 2¹ | 0 | — | ⊙ 1; nubes bajas de cord al E 2 |
| 28 | 15.5 | 18.7 | 14.4 | 19.4 | 5.8 | SE | 2 | WNW | 2 | NE | 3 | 0 | 1¹ | 0 | — | ⊙ 1, 2; nubes de cord al E 2 |
| 29 | 13.6 | 16.3 | 11.0 | 19.7 | 4.4 | C | 0 | W | 4 | S | 2 | 0 | 5² | 0 | — | △² 8p-10p30; nubes de cord |
| 30 | 15.1 | 18.7 | 14.1 | 20.2 | 3.3 | SE | 2 | NW | 3 | NE | 3 | 0 | 1⁰ | 0 | — | ⊙² 1, 3; ↙ con tierra 8a-11a; nubes de cord 2 |
| 31 | 13.9 | 16.5 | 12.2 | 19.0 | 6.0 | SE | 2 | NW | 4 | S | 2 | 0 | 8² | 2⁰ | — | △ 3; ⊙; ∪ 3; nubes bajas de cord al E y S 2 |
| Pro. Mit. | 15.3 | 18.0 | 13.1 | 19.9 | 4.7 | | 1.6 | | 3.0 | | 2.1 | 0.8 | 2.6 | 0.4 | — | |

**ANGOL** (H = 82 m) **ENERO 1912** φ = 37° 49′ S λ = 72° 43′

| | | | | | | | | | | | | | | | | |
|---|---|---|---|---|---|---|---|---|---|---|---|---|---|---|---|---|
| 1 | 15.0 | 21.0 | 14.5 | 23.6 | 7.5 | S | 1 | C | 0 | C | 0 | 0 | 0 | 0 | — | |
| 2 | 14.9 | 20.8 | 15.2 | 22.5 | **7.0** | S | 1 | C | 0 | S | 3 | 0 | 0 | 0 | — | |
| 3 | 14.1 | 26.2 | 14.9 | 26.8 | 11.2 | S | 4 | S | 2 | S | 5 | 0 | 0 | 0 | — | |
| 4 | 15.1 | 24.0 | 13.0 | 25.2 | 10.1 | S | 2 | S | 5 | S | 3 | 0 | 6 | 0 | — | |
| 5 | 15.2 | 23.2 | 14.7 | 25.2 | 8.9 | S | 1 | S | 3 | S | 2 | 0 | 0 | 0 | — | |
| 6 | 17.0 | 29.0 | 17.2 | 30.5 | 14.0 | S | 3 | S | 4 | S | 4 | 0 | 0 | 0 | — | |
| 7 | 15.3 | 23.0 | 15.9 | 24.8 | 8.5 | SE | 3 | E | 2 | C | 0 | 8 | 8 | 0 | — | |
| 8 | 13.4 | 27.2 | 20.8 | 28.2 | 12.9 | S | 6 | S | 4 | S | 7 | 0 | 0 | 0 | — | |
| 9 | 18.6 | 32.1 | 23.0 | 33.2 | 16.0 | S | 2 | S | 3 | S | 4 | 0 | 0 | 0 | -- | |
| 10 | 17.4 | 30.8 | 19.2 | 31.1 | 17.0 | S | 5 | S | 5 | S | 2 | 0 | 0 | 0 | — | |
| 11 | 19.0 | 29.0 | 19.0 | 30.8 | 15.8 | S | 3 | C | 0 | S | 1 | 0 | 0 | 0 | — | |
| 12 | 17.2 | 29.5 | 20.6 | 31.0 | 14.5 | S | 2 | S | 4 | S | 3 | 0 | 0 | 0 | — | |
| 13 | 21.1 | 31.6 | 24.5 | 33.0 | 16.0 | S | 2 | S | 2 | C | 0 | 0 | 0 | 0 | -- | |
| 14 | 23.8 | 35.2 | 23.8 | **36.0** | 21.5 | C | 0 | S | 1 | S | 2 | 0 | 0 | 0 | — | ↖ lejana (rayos blancos) 9a5-9a55 al E |
| 15 | 17.0 | 30.8 | 19.4 | 32.5 | 13.5 | S | 1 | S | 2 | S | 4 | 0 | 0 | 0 | — | |
| 16 | 16.9 | 29.2 | 21.0 | 30.5 | 12.0 | S | 4 | S | 3 | C | 0 | 0 | 0 | 0 | — | |
| 17 | 17.0 | 28.2 | 16.0 | 29.0 | 15.0 | NE | 2 | S | 2 | S | 5 | 9 | 0 | 0 | — | |
| 18 | 14.6 | 28.2 | 16.8 | 29.5 | 11.9 | S | 1 | S | 1 | C | 0 | 0 | 0 | 0 | — | |
| 19 | 15.0 | 21.8 | 14.0 | 24.8 | 9.5 | N | 1 | N | 2 | C | 0 | 10 | 10 | 10 | — | |
| 20 | 15.0 | 22.9 | 13.2 | 24.5 | 8.0 | S | 1 | S | 3 | C | 0 | 0 | 0 | 0 | **3.6** | ||| ⁰ 7a, ● ch a interv |
| 21 | 15.0 | 26.5 | 14.5 | 28.8 | 11.0 | S | 2 | S | 4 | C | 0 | 0 | 0 | 0 | — | |
| 22 | 15.5 | 29.0 | 19.0 | 30.0 | 14.2 | S | 3 | S | 1 | S | 2 | 0 | 0 | 0 | — | |
| 23 | 18.5 | 30.8 | 21.7 | 32.0 | 15.5 | S | 3 | S | 3 | S | 2 | 0 | 0 | 0 | — | |
| 24 | 17.0 | 30.0 | 19.5 | 31.0 | 11.5 | S | 1 | S | 3 | S | 5 | 0 | 0 | 0 | — | |
| 25 | 15.8 | 25.6 | 17.5 | 27.0 | 15.2 | S | 4 | S | 2 | S | 5 | 0 | 0 | 0 | — | |
| 26 | 17.0 | 31.2 | 22.0 | 32.8 | 14.9 | S | 3 | S | 3 | S | 4 | 0 | 0 | 0 | — | |
| 27 | 18.2 | 32.2 | 18.6 | 33.2 | 14.5 | S | 4 | S | 2 | S | 3 | 0 | 0 | 0 | — | |
| 28 | 16.8 | 30.8 | 19.5 | 31.8 | 10.5 | C | 0 | S | 2 | C | 0 | 0 | 0 | 0 | — | |
| 29 | 17.5 | 29.5 | 17.2 | 31.0 | 12.0 | S | 1 | C | 0 | S | 4 | 0 | 4 | 0 | — | |
| 30 | 16.8 | 28.1 | 20.0 | 30.0 | 11.5 | S | 2 | S | 1 | S | 1 | 0 | 3 | 0 | — | |
| 31 | 15.6 | 28.2 | 16.4 | 30.3 | 11.6 | C | 0 | S | 1 | SE | 5 | 0 | 8 | 10 | — | |
| Pro. Mit. | 16.7 | 27.9 | 18.1 | 29.4 | 12.9 | | 2.2 | | 2.3 | | 2.5 | 0.9 | 1.3 | 0.6 | 3.6 | |

Barómetro reducido a 0°C y a gravedad normal

Barometer reduciert auf 0°C und Normalsch

**LINKA** (H = 5 m) **ENERO 1912** φ = 43° 54′ S λ = 73° 46′ W

| Temperatura del aire Lufttemperatur C° | | | | | Dirección y fuerza del viento Richtung und Stärke des Windes 0—12 B | | | Nebulosidad Bewölkung 0—10 | | | Agua caída Niederschlag mm | Notas Bemerkungen |
|---|---|---|---|---|---|---|---|---|---|---|---|---|
| 7a | 2p | 9p | Max. | Min. | 7a | 2p | 9p | 7a | 2p | 9p | 7a-7a | |

**EL TENIENTE** (H = 2134 m) **FEBRERO 1912** φ = 34° 6′ S λ = 70° 38′ W

| | | | | | | | | | | | | | |
|---|---|---|---|---|---|---|---|---|---|---|---|---|---|
| 13.4 | 18.4 | 14.0 | 20.0 | 4.4 | SE | 2 | WSW | 3 | NE | 3 | 0 | $2^1$ | 0 | — | ⊜ al E 1; ⸗ y remolinos de tierra 2; ∪; nubes de cord al E |
| 13.7 | 16.5 | 11.8 | 19.2 | 5.7 | SE | 2 | SW | 3 | C | 0 | 0 | $5^1$ | 0 | — | ⊜ 1, 3; nubes gruesas de cord al E, ENE, N 2 [y SE 2 |
| 13.8 | 20.7 | 16.8 | 22.3 | 5.8 | SE | 2 | W | 3 | NE | 4 | 0 | 0 | 0 | — | $⊜^2$ 1, 3; |
| 16.6 | 20.5 | 12.8 | 21.6 | 7.5 | SE | 2 | SW | 4 | SW | 1 | 0 | 0 | $1^0$ | — | ⊜ cord al E 1 [sas de cord al E 1 |
| 14.0 | 13.5 | 10.8 | 16.5 | 3.4 | SE | 2 | SW | 2 | NE | 2 | $10^2$ | $9^2$ | $10^2$ | 0.0 | $\|\|\|^2$ a interv 6a-7a, $\|\|\|^0$ a interv 5p10-9p10; $⊜^2$ 2; nubes muy grue- |
| 13.7 | 14.4 | 8.8 | 18.4 | 2.5 | SE | 2 | W | 3 | N | 3 | 0 | $9^2$ | $9^2$ | 0.0 | ⊜ 3; ⸗ (6 B) con tierra am; nubes gruesas de cord 2 |
| 10.0 | 17.6 | 13.2 | 19.3 | **0.5** | SW | 2 | W | 4 | NE | 4 | 0 | $1^0$ | 0 | — | $⊜^1$ 1; ⸗ con remolinos de tierra 2 |
| 13.8 | 19.2 | 13.6 | 19.6 | 5.0 | SE | 2 | NW | 2 | E | 3 | $10^2$ | $10^2$ | 0 | — | ⊜ cord 2 |
| 15.5 | 17.2 | 12.0 | 19.7 | 5.5 | SE | 2 | W | 2 | E | 1 | $5^0$ | $10^0$ | 0 | — | |
| 15.6 | 20.2 | 16.8 | 21.9 | 5.2 | SE | 1 | W | 2 | NE | 3 | $4^0$ | $2^0$ | 0 | — | ⸗ con remolinos de tierra p; nubes de cord al E 2 |
| 16.8 | 20.3 | 15.4 | 22.0 | 7.9 | SE | 2 | WSW | 3 | E | 4 | $1^0$ | $3^0$ | 0 | — | ⊜ cord 1; ⸗; nubes de cord 2 |
| 13.1 | 15.2 | 11.8 | 17.5 | 5.0 | C | 0 | NW | 4 | NE | 3 | $7^1$ | $8^1$ | 0 | — | $\|\|\|^0$ 9a25; ⊿ 3; $⊜^2$ |
| 13.0 | 16.2 | 9.6 | 17.1 | 3.3 | SE | 2 | NW | 5 | NE | 2 | $1^0$ | $3^1$ | 0 | 0.0 | $⊿^2$ 3; ⊜ 1; ⸗ con remolinos de tierra II |
| 11.3 | 17.4 | 11.1 | 18.6 | 2.5 | SE | 2 | NW | 4 | C | 0 | $1^0$ | $1^1$ | 0 | — | ⊜ en todas partes 1; nubes de cord al E y SE 2 |
| 12.4 | 18.9 | 11.5 | 19.3 | 5.2 | SE | 2 | WNW | 3 | NE | 2 | 0 | 0 | 0 | — | ⊜ de cord 1 |
| 13.0 | 19.8 | 12.3 | 20.7 | 4.6 | NE | 2 | W | 3 | NE | 1 | 0 | $1^0$ | 0 | — | $⊜^2$ 3; nubes de cord 2 |
| 13.7 | 18.1 | 11.0 | 19.5 | 5.0 | ESE | 2 | W | 2 | N | 3 | $1^0$ | $4^0$ | 0 | — | ⊜ 3; nubes de cord 1 |
| 11.4 | 14.0 | 8.4 | 17.0 | 2.2 | SW | 3 | W | 4 | NE | 2 | 0 | $4^1$ | 0 | — | $⊜^2$ 2, 3; ⸗ p |
| 9.3 | 16.9 | 12.0 | 17.6 | 2.0 | NE | 2 | SW | 2 | NE | 2 | 0 | $1^1$ | 0 | — | $⊜^2$ 1; nubes de cord al E 2 |
| 13.6 | 20.7 | 14.3 | 21.4 | 5.2 | SE | 2 | W | 3 | NE | 3 | 0 | 0 | 0 | — | $∞^2$ al W 2 |
| 14.6 | 20.2 | 15.2 | 21.9 | 7.3 | SW | 2 | W | 2 | N | 2 | 0 | 0 | 0 | — | |
| 14.8 | 21.5 | 15.4 | 22.3 | 8.2 | SE | 3 | SW | 3 | NE | 2 | 0 | 0 | 0 | — | |
| 18.0 | 21.5 | 17.8 | 21.9 | 8.6 | SE | 2 | NW | 3 | NE | 3 | $1^0$ | $1^0$ | 0 | — | ∞ al W 1, ⊜ al W 2: nubes espesas de cord al E 2 |
| 15.6 | 20.4 | 15.8 | 22.4 | 8.5 | SE | 2 | NW | 4 | C | 0 | 0 | $2^1$ | 0 | — | ⊜ al E y cord 1, $∞^2$ al W 2; nubes espesas de cord al E y SE 2 |
| 15.6 | 18.7 | 16.0 | 21.0 | 6.6 | SE | 2 | NW | 3 | E | 4 | 0 | $2^1$ | 0 | — | $∞^2$ al W 1; nubes bajas de cord 2 |
| 15.5 | 19.0 | 14.2 | 20.3 | 6.1 | SE | 2 | W | 3 | NE | 3 | 0 | $1^1$ | 0 | — | ∞ al W y ⊜ cord al SE 1 |
| 12.2 | 13.1 | 8.8 | 14.2 | 2.5 | SW | 2 | SSW | 3 | SW | 3 | 0 | $4^2$ | $9^2$ | — | ≡ 3; $≡^2$ y $≡^2$ 4p-6p, ≡ 6p-MN; ⊜ cord al E y S y ∞ al W 1, $∞^2$ |
| 10.7 | 16.2 | 13.0 | 17.8 | 0.6 | S | 2 | W | 2 | NE | 2 | 0 | $1^0$ | 0 | — | ≡ MN-3a [al S 2, ∪ 3; nubes gruesas de cord al W y S 2 |
| 14.0 | 21.3 | 16.3 | **23.0** | 5.0 | NE | 1 | WNW | 2 | NE | 3 | 0 | 0 | 0 | — | $∞^0$ 2, ⊽ 3 |
| 13.8 | 18.2 | 13.1 | 19.8 | 4.9 | | 1.9 | | 3.0 | | 2.3 | 1.4 | 2.9 | 1.0 | 0.0 | |

Barometro reducido a 0°C y a gravedad normal.

Barometer reduciert auf 0°C und Normalschwere.

**ANGOL** (H = 82 m) **FEBRERO 1912** φ = 37° 49′ S λ = 72° 43′

| Día / Tag | Temperatura del aire / Lufttemperatur C° | | | | | Dirección y fuerza del viento / Richtung und Stärke des Windes 0—12 B | | | | | | Nebulosidad / Bewölkung 0—10 | | | Agua caída / Niederschlag mm | Notas / Bemerkungen |
|---|---|---|---|---|---|---|---|---|---|---|---|---|---|---|---|---|
| | 7a | 2p | 9p | Max. | Min | 7a | | 2p | | 9p | | 7a | 2p | 9p | 7a - 7a | |
| 1 | 14.6 | 28.6 | 17.8 | 29.5 | 9.0 | C | 0 | C | 0 | S | 1 | 0 | 3 | 0 | — | |
| 2 | 16.2 | 20.0 | 14.8 | 23.0 | 10.5 | S | 1 | S | 4 | S | 1 | 0 | 8 | 0 | — | |
| 3 | 13.8 | 24.2 | 15.6 | 25.4 | 9.5 | S | 2 | S | 2 | S | 2 | 3 | 0 | 0 | — | |
| 4 | 14.5 | 25.5 | 16.8 | 26.0 | 9.9 | C | 0 | C | 0 | N | 1 | 0 | 8 | 10 | — | ||| [1] 7p10-8p30 |
| 5 | 14.0 | 22.8 | 13.8 | 24.8 | 10.5 | C | 0 | W | 1 | S | 2 | 8 | 8 | 0 | 0.0 | |
| 6 | 10.5 | 22.5 | 15.0 | 23.2 | 7.5 | C | 0 | W | 4 | S | 1 | 3 | 4 | 2 | — | ||| 4p30-4p50 |
| 7 | 14.8 | 22.1 | 12.5 | 26.0 | 11.5 | C | 0 | W | 3 | C | 0 | 2 | 4 | 3 | 0.0 | |
| 8 | 11.8 | 23.0 | 17.5 | 25.0 | 8.1 | W | 1 | W | 3 | W | 2 | 8 | 5 | 2 | 0.5 | ● ch 4a |
| 9 | 16.5 | 22.8 | 14.9 | 24.0 | 14.1 | C | 0 | S | 3 | S | 5 | 10 | 0 | 0 | — | |
| 10 | 15.0 | 29.8 | 20.5 | 30.2 | 12.5 | S | 5 | S | 5 | S | 3 | 0 | 0 | 0 | — | |
| 11 | 17.0 | 33.0 | 20.0 | 33.8 | 14.5 | S | 2 | C | 0 | C | 0 | 0 | 0 | 0 | — | |
| 12 | 14.0 | 25.6 | 14.8 | 26.2 | 9.1 | C | 0 | S | 2 | C | 0 | 3 | 2 | 0 | — | |
| 13 | 13.0 | 23.5 | 15.5 | 25.0 | 10.5 | C | 0 | S | 1 | S | 4 | 10 | 4 | 0 | — | |
| 14 | 13.6 | 26.6 | 17.2 | 26.8 | **7.0** | C | 0 | S | 3 | C | 0 | 0 | 0 | 0 | — | |
| 15 | 14.0 | 27.0 | 19.0 | 28.0 | 12.5 | S | 1 | S | 4 | S | 2 | 4 | 0 | 0 | — | |
| 16 | 13.6 | 23.5 | 14.2 | 25.5 | 11.6 | S | 4 | S | 5 | S | 0 | 0 | 0 | 0 | — | |
| 17 | 12.6 | 25.2 | 14.4 | 27.0 | 10.0 | S | 2 | S | 2 | S | 5 | 0 | 3 | 0 | — | |
| 18 | 12.4 | 22.8 | 11.6 | 24.0 | 9.0 | S | 1 | S | 5 | S | 6 | 0 | 0 | 0 | — | |
| 19 | 11.0 | 24.6 | 18.0 | 26.8 | 9.9 | S | 4 | S | 3 | S | 7 | 0 | 0 | 0 | — | |
| 20 | 14.4 | 29.0 | 21.2 | 29.9 | 10.2 | S | 1 | S | 2 | S | 6 | 0 | 0 | 0 | — | |
| 21 | 19.0 | 31.0 | 22.9 | 31.8 | 17.5 | S | 7 | S | 6 | S | 6 | 0 | 0 | 0 | — | |
| 22 | 19.2 | 31.0 | 20.2 | 32.0 | 12.9 | S | 5 | S | 3 | S | 4 | 0 | 0 | 0 | — | |
| 23 | 20.6 | 33.4 | 22.8 | **34.8** | 16.5 | S | 3 | S | 3 | S | 1 | 0 | 0 | 0 | — | |
| 24 | 18.2 | 32.0 | 21.6 | 34.0 | 16.0 | C | 0 | S | 1 | S | 2 | 0 | 0 | 0 | — | |
| 25 | 14.0 | 28.8 | 19.8 | 30.0 | 10.0 | C | 0 | C | 0 | S | 1 | 0 | 0 | 0 | — | |
| 26 | 14.0 | 29.0 | 18.6 | 30.0 | 12.0 | C | 0 | C | 0 | S | 1 | 10 | 10 | 10 | — | |
| 27 | 17.0 | 26.0 | 13.5 | 29.0 | 13.0 | N | 1 | C | 0 | C | 0 | 10 | 9 | 0 | — | ● ch 3p15-6p; ⌜↘ cercana (rayos rojizos) del W al E 3p22-6p |
| 28 | 13.2 | 24.2 | 17.1 | 25.0 | 10.4 | S | 1 | S | 2 | S | 2 | 4 | 0 | 0 | **9.2** | |
| 29 | 16.8 | 27.8 | 18.5 | 28.5 | 15.2 | S | 5 | S | 4 | S | 5 | 0 | 0 | 0 | — | |
| Pro. Mit. | 14.8 | 26.4 | 17.2 | 27.8 | 11.4 | | 1.6 | | 2.4 | | 2.4 | 2.6 | 2.3 | 0.9 | 9.7 | |

**MELINKA** (H = 5 m) **FEBRERO 1912** φ = 43° 54′ S λ = 73° 46′ W

| Día / Tag | Temperatura del aire / Lufttemperatur C° | | | | | Dirección y fuerza del viento / Richtung und Stärke des Windes 0—12 B | | | | | | Nebulosidad / Bewölkung 0—10 | | | Agua caída / Niederschlag mm | Notas / Bemerkungen |
|---|---|---|---|---|---|---|---|---|---|---|---|---|---|---|---|---|
| | 7a | 2p | 9p | Max. | Min | 7a | | 2p | | 9p | | 7a | 2p | 9p | 7a - 7a | |
| 1 | | | | | | | | | | | | | | | | |
| 2 | | | | | | | | | | | | | | | | |
| 3 | | | | | | | | | | | | | | | | |
| 4 | | | | | | | | | | | | | | | | |
| 5 | | | | | | | | | | | | | | | | |
| 6 | | | | | | | | | | | | | | | | |
| 7 | | | | | | | | | | | | | | | | |
| 8 | | | | | | | | | | | | | | | | |
| 9 | | | | | | | | | | | | | | | | |
| 10 | | | | | | | | | | | | | | | | |
| 11 | | | | | | | | | | | | | | | | |
| 12 | | | | | | | | | | | | | | | | |
| 13 | | | | | | | | | | | | | | | | |
| 14 | | | | | | | | | | | | | | | | |
| 15 | | | | | | | | | | | | | | | | |
| 16 | | | | | | | | | | | | | | | | |
| 17 | | | | | | | | | | | | | | | | |
| 18 | | | | | | | | | | | | | | | | |
| 19 | | | | | | | | | | | | | | | | |
| 20 | | | | | | | | | | | | | | | | |
| 21 | | | | | | | | | | | | | | | | |
| 22 | | | | | | | | | | | | | | | | |
| 23 | | | | | | | | | | | | | | | | |
| 24 | | | | | | | | | | | | | | | | |
| 25 | | | | | | | | | | | | | | | | |
| 26 | | | | | | | | | | | | | | | | |
| 27 | | | | | | | | | | | | | | | | |
| 28 | | | | | | | | | | | | | | | | |
| 29 | | | | | | | | | | | | | | | | |
| Pro. Mit. | | | | | | | | | | | | | | | | |

## L TENIENTE (H = 2134 m) — MARZO 1912 — φ = 34° 6′ S — λ = 70° 38′ W

| Temperatura del aire Lufttemperatur C° 7a | 2p | 9p | Max. | Min. | Dirección y fuerza del viento Richtung und Stärke des Windes 0—12 B 7a | | 2p | | 9p | | Nebulosidad Bewölkung 0—10 7a | 9p | 2p | Agua caída Niederschlag mm 7a - 7a | Notas Bemerkungen |
|---|---|---|---|---|---|---|---|---|---|---|---|---|---|---|---|
| 18.1 | 24.4 | 21.2 | 25.5 | 14.5 | SE | 2 | W | 4 | ENE | 2 | 0 | 0 | 0 | — | ⊜² al W 1 |
| 19.0 | 22.0 | 17.3 | 25.5 | 14.4 | SW | 1 | W | 4 | ENE | 2 | 0 | 0 | 0 | — | ≡ al S y W 3; ⊜ al W 1 |
| 16.9 | 20.2 | 15.6 | 21.2 | 5.4 | ESE | 1 | WNW | 3 | ESE | 2 | 0 | 0 | $8^1$ | — | ≡ al E 1; ⊜ al SE 3 |
| 13.4 | 18.8 | 16.4 | 20.5 | 6.8 | ESE | 1 | WNW | 3 | NE | 1 | $3^0$ | $7^2$ | $9^1$ | — | ⊜ al SE 1 |
| 16.1 | 20.0 | 17.5 | 23.0 | 7.6 | ESE | 1 | WNW | 4 | ENE | 1 | $2^1$ | $3^0$ | $1^0$ | — | ⊜ al WNW |
| 17.3 | 20.8 | 16.8 | 22.8 | 10.1 | E | 1 | WSW | 3 | N | 1 | 0 | $2^0$ | 0 | — | |
| 17.4 | 21.3 | 17.4 | 23.4 | 9.0 | ENE | 1 | W | 2 | E | 3 | 0 | $1^0$ | 0 | — | |
| 18.4 | 23.9 | 18.8 | **25.8** | 10.0 | ESE | 1 | WNW | 3 | ESE | 3 | 0 | 0 | 0 | — | ≡ al W 3 |
| 18.0 | 21.6 | 15.6 | 23.3 | 7.0 | ESE | 1 | WNW | 3 | NNW | 2 | 0 | $1^0$ | 0 | — | ⊜² al W 2, ∞² al W 3 |
| 14.6 | 18.4 | 14.5 | 19.3 | 7.6 | C | 0 | NW | 3 | C | 0 | $3^2$ | $5^1$ | 0 | — | ∞ al W 2; nubes de cord 2 |
| 14.0 | 17.4 | 11.9 | 19.4 | 4.0 | NE | 2 | W | 3 | NE | 3 | $3^1$ | $6^1$ | 0 | — | ‖⁰ 8a25-8a35; ∞ al W 1, 2 ↙ y remolinos de tierra; nubes de |
| 11.6 | 14.6 | 10.4 | 17.0 | 3.5 | SW | 2 | W | 2 | E | 2 | $8^0$ | $8^0$ | 0 | 0.0 | ∞ al E 1 ]cord al E y SE 2 |
| 9.0 | 12.6 | 9.0 | 14.2 | 2.5 | SW | 2 | SW | 4 | C | 0 | $2^1$ | $9^2$ | 0 | — | ⊿¹ 3; ∞ al W y ⊜ cord 1, despues ⊜² en el establecimiento; |
| 8.6 | 12.4 | 9.0 | 19.3 | 1.5 | SE | 2 | SW | 2 | NE | 2 | 0 | $8^2$ | 0 | — | ⊿¹ 3; nubes de cord al E 2 [nubes bajas de cord al S y E |
| 10.0 | 18.0 | 13.0 | 18.8 | 3.0 | SE | 2 | SW | 2 | NE | 3 | 0 | $1^0$ | 0 | — | |
| 13.0 | 20.4 | 15.0 | 20.8 | 6.0 | SE | 2 | SW | 2 | NE | 2 | 0 | 0 | 0 | — | |
| 17.2 | 20.4 | 14.2 | 20.8 | 7.9 | SSE | 2 | WNW | 3 | NE | 2 | 0 | 0 | 0 | — | ∞² al W, ⊜ al E 1 |
| 15.5 | 20.3 | 14.8 | 20.6 | 6.8 | SE | 2 | SW | 3 | NE | 2 | 0 | 0 | 0 | — | ∞ al W 1 |
| 16.0 | 20.2 | 15.4 | 21.0 | 7.4 | SE | 3 | W | 3 | NE | 4 | 0 | 0 | 0 | — | ∞ al W 1, ⊜ al E, ∞² al W 2; ↙ p |
| 15.8 | 20.2 | 16.2 | 21.3 | 7.6 | SE | 2 | NW | 3 | N | 3 | 0 | 0 | 0 | — | ∞ al W 1, 2 |
| 14.8 | 20.4 | 15.8 | 22.3 | 8.5 | SE | 2 | NW | 3 | N | 2 | 0 | 0 | 0 | — | ⊜ el todas partes, ∞ al W 1 |
| 14.5 | 18.0 | 10.0 | 21.6 | 6.5 | SE | 2 | NW | 4 | NE | 2 | 0 | 0 | 0 | — | ∞² al W 2 |
| 11.0 | 14.2 | 8.0 | 16.0 | -1.0 | SE | 2 | NNW | 2 | SE | 3 | 0 | $1^0$ | 0 | — | ⊿¹ 3 |
| 10.1 | 15.2 | 8.4 | 18.0 | 2.0 | SE | 2 | NW | 3 | SE | 2 | $2^0$ | $5^0$ | 0 | — | ∞² al W 1 |
| 8.0 | 7.0 | 2.4 | 13.4 | -3.7 | SE | 2 | SW | 3 | WNW | 2 | $6^0$ | $10^1$ | $8^1$ | — | ∞ al W 1; ↙ y remolinos de tierra 2 |
| 10.4 | 17.1 | 12.0 | 18.0 | **-3.8** | NE | 3 | SW | 2 | NE | 2 | 0 | 0 | 0 | — | |
| 11.3 | 14.3 | 8.6 | 16.2 | 1.1 | SE | 2 | NW | 4 | NW | 3 | $1^0$ | 0 | $9^2$ | — | ⊿ |
| 6.9 | 10.0 | 6.2 | 11.5 | -0.8 | SE | 2 | SW | 3 | S | 4 | $8^1$ | $8^1$ | 0 | — | ∞ al W 2; nubes de cord al E |
| 7.9 | 11.3 | 10.2 | 12.6 | -1.0 | SE | 2 | NW | 3 | NE | 3 | $8^1$ | $9^1$ | $3^2$ | — | ∞² al W 1; ∪ 10p; nubes de cord al E |
| 10.6 | 16.2 | 10.6 | 16.6 | 3.4 | SE | 2 | NW | 3 | NE | 2 | 0 | 0 | 0 | — | ↙ y remolinos de tierra |
| 11.2 | 16.4 | 11.6 | 17.0 | 3.1 | SE | 2 | W | 5 | NE | 4 | 0 | 0 | 0 | — | ∞² al W 1, ∞ al E 2 |
| 13.4 | 17.7 | 13.0 | 19.6 | 5.1 | | 1.7 | | 3.0 | | 2.2 | 1.5 | 2.7 | 1.2 | 0.0 | |

## ANGOL (H = 82 m) — MARZO 1912 — φ = 37° 49′ S — λ = 72° 43′ W

| 17.2 | 29.8 | 26.0 | 32.0 | 12.2 | S | 8 | S | 5 | S | 9 | 0 | 0 | 0 | — | |
|---|---|---|---|---|---|---|---|---|---|---|---|---|---|---|---|
| 21.9 | 35.0 | 18.0 | 36.0 | 16.9 | S | 1 | S | 2 | C | 0 | 0 | 0 | 0 | — | |
| 18.6 | 25.5 | 17.5 | 26.1 | 11.0 | C | 0 | S | 1 | C | 0 | 10 | 8 | 5 | — | |
| 15.1 | 30.8 | 17.5 | 31.5 | 10.9 | C | 0 | C | 0 | C | 0 | 0 | 0 | 0 | — | |
| 13.0 | 33.0 | 19.0 | 33.5 | 12.8 | C | 0 | C | 0 | C | 0 | 5 | 2 | 0 | — | |
| 11.2 | 32.0 | 16.2 | 32.5 | 8.5 | C | 0 | C | 0 | S | 5 | 2 | 0 | 0 | — | |
| 19.0 | 27.8 | 21.0 | 30.0 | 8.0 | S | 1 | S | 4 | S | 1 | 0 | 0 | 0 | — | |
| 14.5 | 32.2 | 23.5 | 33.0 | 11.5 | SE | 2 | S | 1 | C | 0 | 0 | 0 | 0 | — | |
| 19.0 | 32.9 | 20.5 | 35.0 | 17.1 | C | 0 | S | 3 | C | 0 | 4 | 2 | 0 | — | |
| 20.1 | 31.0 | 18.0 | 32.6 | 16.2 | C | 0 | C | 0 | C | 0 | 5 | 4 | 6 | — | |
| 16.0 | 20.5 | 15.8 | 24.0 | 13.0 | C | 0 | N | 1 | C | 0 | 10 | 10 | 4 | 0.2 | ●⁰ am |
| 14.9 | 25.5 | 18.1 | 27.1 | 11.5 | C | 0 | C | 0 | C | 0 | 8 | 6 | 2 | 0.0 | ● ch 7a, ● 11p15-MN |
| 16.2 | 19.8 | 15.4 | 25.0 | 14.0 | C | 0 | C | 0 | C | 0 | 3 | 10 | 0 | 3.2 | ● MN-4a30 |
| 14.2 | 26.5 | 20.0 | 27.1 | 12.1 | C | 0 | S | 4 | S | 5 | 3 | 0 | 0 | — | |
| 17.6 | 29.0 | 19.8 | 30.1 | 14.5 | S | 4 | S | 3 | S | 1 | 0 | 2 | 0 | — | |
| 15.0 | 34.5 | 26.5 | 35.0 | 14.5 | C | 0 | C | 0 | C | 0 | 0 | 0 | 0 | — | |
| 15.0 | 30.3 | 17.6 | 31.1 | 12.0 | C | 0 | S | 4 | S | 1 | 0 | 0 | 0 | — | |
| 16.2 | 28.8 | 22.2 | 30.0 | 14.7 | S | 3 | S | 4 | SW | 1 | 0 | 0 | 0 | — | |
| 12.2 | 35.5 | 18.3 | **36.1** | 10.5 | C | 0 | C | 0 | C | 0 | 0 | 0 | 0 | — | |
| 15.1 | 22.1 | 17.0 | 23.0 | 12.5 | C | 0 | S | 1 | S | 2 | 10 | 10 | 8 | — | |
| 15.0 | 26.6 | 17.5 | 27.8 | 13.2 | S | 3 | C | 0 | S | 2 | 0 | 0 | 0 | — | |
| 12.8 | 26.5 | 15.2 | 28.0 | 11.0 | C | 0 | C | 0 | C | 0 | 0 | 0 | 0 | — | |
| 13.5 | 24.8 | 13.0 | 27.1 | 10.5 | C | 0 | S | 3 | C | 0 | 10 | 5 | 2 | — | |
| 7.0 | 20.3 | 12.9 | 21.8 | 4.5 | C | 0 | C | 0 | C | 0 | 0 | 5 | 8 | — | |
| 11.9 | 15.2 | 7.9 | 17.2 | 7.1 | N | 1 | N | 3 | C | 0 | 10 | 10 | 0 | **11.3** | ●² 4a30-8a; ⌜ lejana 1p-2p10 |
| 5.6 | 18.6 | 11.8 | 20.0 | 4.8 | C | 0 | C | 0 | S | 2 | 5 | 3 | 0 | 0.0 | ⊿¹ |
| 6.8 | 16.6 | 9.6 | 18.0 | 4.0 | C | 0 | N | 1 | C | 0 | 9 | 10 | 6 | — | ● ch 2p30; ⊿¹ |
| 9.0 | 16.8 | 8.8 | 18.0 | 8.0 | C | 0 | C | 0 | C | 0 | 6 | 6 | 0 | 0.0 | ● ch 7a45 |
| 3.2 | 17.2 | 10.8 | 19.1 | **1.1** | C | 0 | S | 1 | S | 1 | 0 | 6 | 0 | 0.0 | ⊿¹ |
| 10.0 | 19.1 | 11.0 | 20.2 | 9.5 | S | 5 | S | 4 | S | 1 | 0 | 0 | 0 | — | |
| 7.8 | 20.0 | 16.1 | 21.5 | 4.5 | C | 0 | C | 0 | C | 0 | 5 | 5 | 10 | — | |
| 13.4 | 25.9 | 16.9 | 27.4 | 10.7 | | 0.9 | | 1.5 | | 1.0 | 3.4 | 3.4 | 1.6 | 14.7 | |

**MELINKA** (H = 5 m) **MARZO 1912** φ = 43° 54′ S λ = 73° 46′

| Día / Tag | Temperatura del aire Lufttemperatur C° 7a | 2p | 9p | Max. | Min. | Dirección y fuerza del viento Richtung und Stärke des Windes 0—12 B 7a | 2p | 9p | Nebulosidad Bewölkugn 0—10 7a | 2p | 9p | Agua caída Niederschlag mm 7a-7a | Notas Bemerkungen |
|---|---|---|---|---|---|---|---|---|---|---|---|---|---|
| 1 | | | | | | | | | | | | | |
| 2 | | | | | | | | | | | | | |
| 3 | | | | | | | | | | | | | |
| 4 | | | | | | | | | | | | | |
| 5 | | | | | | | | | | | | | |
| 6 | | | | | | | | | | | | | |
| 7 | | | | | | | | | | | | | |
| 8 | | | | | | | | | | | | | |
| 9 | | | | | | | | | | | | | |
| 10 | | | | | | | | | | | | | |
| 11 | | | | | | | | | | | | | |
| 12 | | | | | | | | | | | | | |
| 13 | | | | | | | | | | | | | |
| 14 | | | | | | | | | | | | | |
| 15 | | | | | | | | | | | | | |
| 16 | | | | | | | | | | | | | |
| 17 | | | | | | | | | | | | | |
| 18 | | | | | | | | | | | | | |
| 19 | | | | | | | | | | | | | |
| 20 | | | | | | | | | | | | | |
| 21 | | | | | | | | | | | | | |
| 22 | | | | | | | | | | | | | |
| 23 | | | | | | | | | | | | | |
| 24 | | | | | | | | | | | | | |
| 25 | | | | | | | | | | | | | |
| 26 | | | | | | | | | | | | | |
| 27 | | | | | | | | | | | | | |
| 28 | | | | | | | | | | | | | |
| 29 | | | | | | | | | | | | | |
| 30 | | | | | | | | | | | | | |
| 31 | | | | | | | | | | | | | |
| Pro. Mit. | | | | | | | | | | | | | |

**EL TENIENTE** (H = 2134 m) **ABRIL 1912** φ = 34° 6′ S λ = 70° 38′ W

| | | | | | | | | | | | | | | | |
|---|---|---|---|---|---|---|---|---|---|---|---|---|---|---|---|
| 1 | 11.6 | 18.6 | 14.0 | 19.8 | 4.5 | SE | 2 | W | 2 | NE | .2 | 0 | 0 | 0 | — | ⌣ 3 |
| 2 | 14.3 | 12.7 | 6.5 | 16.2 | 0.0 | SE | 3 | W | 2 | E | 3 | $10^2$ | $10^2$ | $1^0$ | — | ||| $^2$ 3p25-3p29, ≡$^2$ 4p-4p40, 6p-6p15, ⌓ 3; ∞ |
| 3 | 9.0 | 14.9 | 9.8 | 17.1 | 0.3 | SE | 2 | SW | 5 | NE | 2 | 0 | $1^1$ | $3^0$ | 0.0 | ∞$^2$ al W 1 |
| 4 | 10.0 | 15.9 | 11.4 | 17.8 | 2.6 | SE | 2 | NW | 3 | E | 3 | 0 | 0 | 0 | — | ∞$^2$ al W 1 |
| 5 | 11.9 | 17.8 | 12.8 | 19.0 | 4.6 | SSE | 2 | NW | 2 | NE | 2 | 0 | 0 | 0 | — | ∞$^2$ al W 1, 2 |
| 6 | 12.0 | 15.9 | 10.7 | 17.6 | 4.0 | SE | 2 | NW | 3 | NE | 2 | 0 | 0 | 0 | — | ∞$^2$ al W 1, 2 |
| 7 | 8.3 | 13.2 | 10.0 | 14.6 | 2.5 | SW | 2 | NW | 2 | NE | 2 | $9^2$ | $3^0$ | $2^0$ | — | |
| 8 | 8.5 | 12.4 | 9.9 | 14.5 | 2.5 | SE | 2 | NE | 3 | NNE | 3 | $1^0$ | $8^0$ | 0 | — | ∞ al W 1, ∞ al E 2 |
| 9 | 9.9 | 15.5 | 10.0 | 16.0 | 2.5 | NE | 2 | NE | 3 | E | 2 | 0 | $2^1$ | 0 | — | |
| 10 | 11.3 | 13.3 | 9.6 | 14.8 | 4.5 | SE | 2 | NNE | 3 | NE | 3 | 0 | $4^0$ | 0 | — | ∞ al W 2 |
| 11 | 8.6 | 15.4 | 10.0 | 16.0 | 1.5 | NE | 2 | NW | 4 | C | 0 | 0 | $2^0$ | $3^0$ | — | |
| 12 | 9.8 | 14.0 | 10.6 | 15.6 | 3.1 | SW | 2 | SW | 5 | NE | 3 | $5^1$ | $3^1$ | 0 | — | |
| 13 | 10.8 | 16.9 | 14.0 | 18.0 | 4.0 | SE | 2 | NE | 2 | E | 4 | 0 | $1^0$ | 0 | — | ∞ al E y ESE 2 |
| 14 | 13.6 | 16.0 | 12.8 | 17.8 | 6.2 | SE | 2 | SE | 1 | NE | 1 | $8^2$ | $10^2$ | $5^0$ | — | |
| 15 | 10.6 | 10.9 | 10.0 | 14.6 | 1.9 | SE | 2 | SE | 3 | NW | 2 | $10^2$ | $8^2$ | $10^2$ | — | ||| 4p20-8p30; ∞$^2$ al W 1; ↙ 4p-8p; nieve en la cord por prim |
| 16 | 9.0 | 6.9 | 5.0 | 11.2 | -2.6 | SW | 2 | SW | 2 | NE | 2 | $10^2$ | $10^2$ | $10^2$ | 0.0 | ||| 6a30 (un rato), ●$^2$ 11a45-9p |
| 17 | 5.2 | 8.0 | 6.6 | 8.8 | -4.4 | SE | 2 | WSW | 2 | NE | 2 | $10^2$ | $10^2$ | $9^2$ | 24.4 | ●, △ y ||| a interv; ↖↘ cercana al E 4p-4p40 relámpagos azu |
| 18 | 7.3 | 14.7 | 10.6 | 15.5 | -0.7 | SE | 2 | NE | 2 | NE | 2 | $1^0$ | $5^0$ | $10^2$ | 6.3 | ●$^0$ ch y ↙ MD |
| 19 | 9.4 | 12.7 | 8.4 | 15.1 | 0.5 | SE | 2 | SE | 2 | N | 4 | $10^2$ | $10^2$ | $10^2$ | 0.0 | △ 7a25 |
| 20 | 9.6 | 11.8 | 11.0 | 13.4 | 0.4 | SE | 2 | SE | 3 | NE | 2 | $8^2$ | $9^2$ | 0 | 0.0 | |
| 21 | 12.8 | 21.2 | 14.5 | **21.3** | 3.4 | NE | 2 | NW | 3 | NE | 2 | 0 | 0 | 0 | — | |
| 22 | 14.7 | 18.1 | 14.4 | 20.6 | 6.4 | SE | 2 | WSW | 2 | E | 4 | $2^0$ | $2^0$ | 0 | — | |
| 23 | 12.4 | 17.4 | 8.8 | 18.6 | 1.5 | NE | 2 | SW | 2 | E | 3 | $3^1$ | $5^1$ | $10^2$ | — | ∞$^2$ al W 2 |
| 24 | 13.2 | 11.8 | 9.0 | 14.3 | 1.0 | SE | 1 | SE | 4 | NW | 3 | $10^2$ | $10^2$ | $10^2$ | — | ||| y ●$^0$ a interv 10a55-n |
| 25 | 4.4 | 11.8 | 11.8 | 13.0 | 0.0 | W | 2 | WSW | 6 | NE | 5 | $10^2$ | $10^2$ | $10^2$ | 0.6 | ●$^0$ a interv |
| 26 | 6.8 | 4.6 | 5.5 | 12.0 | -2.6 | SE | 4 | NE | 3 | SE | 6 | $10^2$ | $10^2$ | $10^2$ | 0.6 | ● y △ durante el dia; ↙ |
| 27 | 4.2 | 5.4 | 4.2 | 7.8 | -4.8 | SE | 2 | SW | 3 | NW | 2 | $10^2$ | $10^2$ | $10^2$ | **37.9** | ● n-1p20, △ 9p |
| 28 | 3.5 | 2.2 | 2.8 | 5.8 | -5.6 | W | 2 | W | 2 | SW | 3 | $10^2$ | $10^2$ | $1^0$ | 1.2 | ✳$^0$ I-3p |
| 29 | -0.6 | 7.3 | 5.6 | 13.2 | **-8.0** | C | 0 | SW | 2 | NW | 2 | 0 | 0 | 0 | 0.3 | |
| 30 | 6.9 | 12.8 | 3.5 | 13.6 | -2.5 | SE | 2 | NW | 3 | NE | 3 | 0 | 0 | 0 | — | |
| Pro. Mit. | 9.3 | 13.0 | 9.5 | 15.1 | 0.9 | | 2.0 | | 2.8 | | 2.6 | 4.6 | 5.1 | 3.8 | 71.3 | |

Barómetro reducido a 0°C y a gravedad normal.

Barometer reduciert auf 0°C und Normalschwer

NGOL (H = 82 m) **ABRIL 1912** φ = 37° 49′ S λ = 72° 43′ W

| Temperatura del aire Lufttemperatur C° | | | | | Dirección y fuerza del viento Richtung und Stärke des Windes 0—12 B | | | | | | Nebulosidad Bewölkung 0—10 | | | Agua caída Niederschlag mm | Notas Bemerkungen |
|---|---|---|---|---|---|---|---|---|---|---|---|---|---|---|---|
| 7a | 2p | 9p | Max. | Min. | 7a | | 2p | | 9p | | 7a | 2p | 9p | 7a-7a | |
| 12.7 | 20.2 | 14.0 | 21.5 | 12.0 | S | 1 | S | 1 | S | 3 | 0 | 0 | 0 | — | ⊅¹ |
| 9.8 | 15.4 | 9.6 | 17.0 | 5.5 | W | 4 | N | 2 | C | 0 | 10 | 10 | 3 | — | |
| 9.9 | 20.0 | 12.2 | 21.2 | 7.6 | S | 3 | S | 3 | S | 5 | 0 | 0 | 0 | — | |
| 9.6 | 20.4 | 14.0 | 21.5 | 9.0 | S | 4 | S | 4 | S | 6 | 0 | 0 | 0 | — | |
| 10.5 | 23.0 | 13.5 | 23.5 | 7.0 | C | 0 | S | 4 | C | 0 | 0 | 0 | 0 | — | |
| 4.8 | 23.0 | 10.0 | 25.0 | 3.0 | C | 0 | S | 1 | C | 0 | 0 | 0 | 0 | — | ⊅ |
| 9.8 | 15.0 | 10.3 | 18.2 | 7.5 | C | 0 | C | 0 | S | 5 | 10 | 5 | 0 | — | |
| 7.4 | 18.0 | 13.8 | 19.9 | 7.0 | S | 7 | S | 7 | S | 8 | 0 | 0 | 0 | — | |
| 9.1 | 23.0 | 14.2 | 24.0 | 6.5 | C | 0 | S | 1 | C | 0 | 0 | 0 | 0 | — | |
| 4.8 | 28.6 | 11.0 | **29.5** | 3.0 | C | 0 | C | 0 | C | 0 | 0 | 0 | 0 | — | |
| 3.8 | 23.8 | 11.0 | 24.5 | 2.6 | C | 0 | C | 0 | C | 0 | 0 | 0 | 0 | — | ≡ |
| 6.0 | 20.6 | 8.7 | 22.0 | 3.5 | C | 0 | C | 0 | C | 0 | 10 | 0 | 0 | — | ≡ |
| 3.4 | 19.8 | 7.8 | 21.0 | 3.0 | C | 0 | W | 2 | C | 0 | 0 | 8 | 0 | — | |
| 6.2 | 18.2 | 9.2 | 21.2 | 4.6 | C | 0 | C | 0 | C | 0 | 10 | 10 | 5 | — | |
| 5.0 | 16.0 | 12.2 | 17.8 | 4.8 | C | 0 | C | 0 | C | 0 | 8 | 8 | 6 | — | ⊅ |
| 9.2 | 18.0 | 13.0 | 19.5 | 9.0 | C | 0 | C | 0 | C | 0 | 10 | 10 | 8 | — | |
| 11.2 | 14.4 | 13.5 | 16.0 | 11.0 | C | 0 | C | 0 | C | 0 | 10 | 10 | 10 | — | ● 9a-11a30 |
| 12.4 | 21.6 | 15.8 | 23.8 | 12.0 | C | 0 | C | 0 | C | 0 | 10 | 6 | 10 | 0.7 | ● 6p |
| 13.8 | 20.6 | 13.5 | 22.5 | 13.0 | C | 0 | E | 2 | E | 2 | 10 | 6 | 0 | 0.0 | ● 5a- MD |
| 14.2 | 17.1 | 14.5 | 19.8 | 13.1 | N | 3 | N | 2 | S | 1 | 9 | 10 | 10 | 12.1 | ● am |
| 13.0 | 23.5 | 14.1 | 25.0 | 12.5 | C | 0 | C | 0 | C | 0 | 10 | 2 | 0 | — | |
| 9.0 | 28.4 | 16.0 | 28.5 | 8.5 | C | 0 | C | 0 | C | 0 | 5 | 0 | 0 | — | |
| 12.1 | 15.2 | 14.2 | 19.0 | 10.5 | C | 0 | C | 0 | W | 3 | 5 | 10 | 5 | — | |
| 14.1 | 18.2 | 15.5 | 19.0 | 13.5 | N | 4 | N | 5 | N | 1 | 10 | 10 | 10 | — | ● ch 2a-10p |
| 14.2 | 15.6 | 13.8 | 18.0 | 13.2 | C | 0 | N | 3 | N | 6 | 10 | 10 | 10 | 18.0 | ● 3a-10p |
| 14.8 | 17.8 | 12.8 | 18.2 | 12.0 | N | 6 | N | 1 | N | 6 | 10 | 6 | 10 | **18.9** | ● ch 2a-9p30; ⌈↘ lejana, ⌊ 7p55 |
| 9.8 | 15.0 | 12.8 | 17.2 | 9.5 | C | 0 | N | 1 | N | 3 | 9 | 9 | 10 | 2.0 | ● ch todo el dia |
| 9.2 | 10.4 | 5.8 | 15.0 | 5.5 | N | 2 | N | 2 | C | 0 | 10 | 10 | 0 | 1.4 | ● 6a-10a30 |
| 4.0 | 14.2 | 7.0 | 15.0 | 3.1 | C | 0 | C | 0 | C | 0 | 0 | 0 | 0 | 9.0 | ● 3a |
| 2.3 | 14.8 | 11.8 | 18.0 | **2.0** | C | 0 | C | 0 | C | 0 | 0 | 5 | 10 | — | |
| 9.2 | 19.0 | 12.2 | 20.7 | 7.8 | 1.2 | | 1.4 | | 1.6 | | 5.5 | 4.8 | 3.6 | 62.1 | |

MELINKA (H = 5 m) **ABRIL 1912** φ = 43° 54′ S λ = 73° 46′ W

| | | | | | | | | | | | | | | | |
|---|---|---|---|---|---|---|---|---|---|---|---|---|---|---|---|
| 8.8 | 10.4 | 8.7 | 12.0 | 5.5 | SW | 1 | SW | 1 | SW | 1 | 9 | 8 | 6 | — | ⊅⊅ n |
| 8.7 | 11.8 | 8.9 | 13.5 | 6.0 | S | 1 | S | 1 | S | 1 | 4 | 3 | 2 | — | ⊅⊅ n |
| 9.0 | 12.6 | 9.8 | 14.0 | 8.0 | SW | 1 | SW | 2 | SW | 2 | 8 | 7 | 2 | — | ⊅⊅ n |
| 8.7 | 13.8 | 9.8 | 14.0 | 6.6 | SW | 1 | S | 2 | S | 2 | 1 | 8 | 3 | — | ⊅⊅ n |
| 9.7 | 12.8 | 9.8 | 15.0 | 7.4 | S | 2 | S | 2 | S | 2 | 5 | 8 | 0 | — | ⊅⊅ n |
| 9.6 | 11.3 | 9.3 | 12.4 | 5.5 | SW | 1 | NW | 2 | NNW | 2 | 8 | 9 | 7 | — | ● 11a-1p, 2p-3p; ⌓ n |
| 9.2 | 10.3 | 7.5 | 12.0 | 6.0 | WSW | 2 | WSW | 4 | SW | 2 | 6 | 8 | 3 | 4.2 | ● n, ● ch MD-2p |
| 6.3 | 10.8 | 7.7 | 11.5 | 6.0 | S | 2 | S | 2 | WNW | 1 | 1 | 5 | 4 | 0.4 | |
| 8.7 | 12.8 | 10.0 | 12.5 | 6.5 | S | 2 | S | 3 | S | 2 | 0 | 2 | 9 | — | ⊅⊅ n |
| 9.3 | 14.2 | 12.0 | 15.5 | 8.5 | S | 2 | S | 2 | S | 1 | 0 | 0 | 0 | — | ⊅⊅ n |
| 9.6 | 16.3 | 10.2 | **17.3** | 8.0 | C | 0 | S | 1 | S | 1 | 0 | 1 | 0 | — | ⊅⊅ n |
| 10.0 | 14.0 | 10.5 | 15.0 | 8.7 | C | 0 | E | 1 | SW | 1 | 7 | 2 | 10 | — | ⊅⊅ n; ≡ en la costa 2; ⊕ 9a-11a |
| 9.8 | 10.8 | 10.4 | 12.5 | 9.4 | C | 0 | S | 1 | SW | 1 | 10 | 9 | 6 | — | ⊅⊅ n |
| 11.2 | 15.4 | 10.3 | 16.5 | 8.0 | S | 2 | S | 2 | S | 1 | 0 | 0 | 0 | — | ⊅⊅ n |
| 10.3 | 15.6 | 9.2 | 17.0 | 8.0 | S | 1 | S | 1 | S | 1 | 0 | 0 | 0 | — | ⊅⊅ n |
| 6.3 | 12.4 | 7.8 | 13.0 | **5.0** | C | 0 | SE | 1 | S | 1 | 0 | 1 | 0 | — | ⊅⊅ n; ≡ 8a30-10a |
| 8.4 | 12.2 | 9.3 | 13.0 | 5.4 | SE | 1 | E | 1 | N | 1 | 10 | 7 | 10 | — | ⊅⊅ n. ≡ am-11a |
| 9.8 | 12.4 | 11.3 | 13.4 | 7.5 | NE | 1 | NE | 1 | N | 2 | 6 | 9 | 10 | — | ● 6p-MN |
| 12.8 | 12.5 | 11.8 | 15.4 | 10.5 | N | 2 | N | 3 | NNW | 3 | 7 | 10 | 10 | 26.6 | ● MN-11a, 3p-5p |
| 12.4 | 13.4 | 11.8 | 14.8 | 10.8 | NW | 3 | WNW | 2 | W | 2 | 7 | 9 | 6 | 26.8 | ● ch n |
| 11.2 | 12.7 | 11.6 | 14.0 | 10.0 | N | 1 | N | 1 | NE | 1 | 9 | 9 | 10 | — | ● 5p-11p |
| 11.3 | 15.2 | 12.2 | 16.2 | 10.6 | NE | 2 | NNE | 2 | N | 1 | 9 | 5 | 2 | 10.2 | |
| 11.3 | 13.9 | 11.6 | 14.7 | 10.5 | NE | 3 | NE | 5 | NE | 7 | 7 | 9 | 9 | — | ⌒ 5p; ↙ NE 3p-11p |
| 8.7 | 11.9 | 11.7 | 13.5 | 7.0 | S | 1 | ESE | 1 | NE | 1 | 6 | 9 | 3 | — | ● 2p15-3p30, ● 9p-11p; ⌓ n |
| 11.5 | 13.1 | 12.0 | 14.0 | 10.0 | NE | 3 | NE | 3 | NE | 2 | 9 | 5 | 7 | 10.9 | ● 11a-7p, ● 9p-11p |
| 11.6 | 12.3 | 11.2 | 15.0 | 10.2 | N | 3 | N | 4 | NW | 4 | 8 | 8 | 9 | 16.1 | ● ch 9a-11a, ● 2p-5p, ● 9p-MN |
| 10.8 | 12.7 | 8.7 | 13.0 | 8.0 | W | 3 | NW | 2 | NW | 2 | 6 | 7 | 9 | 16.1 | ● 2p-7p, 10p-MN |
| 6.4 | 7.8 | 5.4 | 10.3 | **5.0** | NW | 1 | N | 3 | ESE | 2 | 6 | 9 | 2 | 14.3 | ● 11a30-1p |
| 7.8 | 10.0 | 9.7 | 10.4 | **5.0** | N | 1 | NW | 3 | NW | 4 | 9 | 9 | 9 | 11.3 | ● 11a-1p30, ||| 3p-8p, ● 9p-MN |
| 9.9 | 10.1 | 6.0 | 11.5 | 5.6 | W | 3 | S | 1 | S | 1 | 6 | 3 | 2 | **41.7** | ● MN-1a |
| 9.6 | 12.5 | 9.9 | 13.8 | 7.6 | 1.5 | | 2.0 | | 1.8 | | 5.5 | 6.0 | 5.0 | 178.6 | |

**EL TENIENTE** (H = 2134 m) **MAYO 1912** φ = 34° 6′ S λ = 70° 38′

| Dia / Tag | Temperatura del aire Lufttemperatur C° 7a | 2p | 9p | Max. | Min. | Dirección y fuerza del viento Richtung und Stärke des Windes 0—12 B 7a | | 2p | | 9p | | Nebulosidad Bewölkung 0—10 7a | 2p | 9p | Agua caída Niederschlag mm 7a-7a | Notas Bemerkungen |
|---|---|---|---|---|---|---|---|---|---|---|---|---|---|---|---|---|
| 1 | 7.4 | 13.1 | 10.4 | 14.7 | -3.0 | SE | 2 | SW | 2 | NE | 2 | 0 | 0 | 0 | — | |
| 2 | 11.1 | 16.3 | 10.4 | **17.4** | 0.2 | SE | 2 | W | 3 | NE | 2 | $2^0$ | $3^0$ | 0 | — | |
| 3 | 9.6 | 10.5 | 8.0 | 13.3 | -7.4 | SE | 2 | W | 3 | SW | 4 | $8^2$ | $9^2$ | $10^2$ | — | ∞ al E 2 |
| 4 | 4.6 | 0.0 | 3.4 | 8.8 | -9.8 | SE | 2 | NE | 1 | NE | 2 | $10^2$ | $10^2$ | $10^2$ | 0.0 | ⚹ durante el dia; ⊠ 4; ↙ SW |
| 5 | 6.0 | 11.2 | 9.6 | 12.6 | -8.7 | SW | 3 | SE | 2 | NE | 2 | $8^1$ | $5^1$ | $3^0$ | 24.5 | ⚹ an |
| 6 | 13.4 | 12.4 | 9.3 | 16.5 | -1.0 | SE | 2 | SW | 2 | NE | 3 | $9^1$ | $6^1$ | $9^2$ | — | |
| 7 | 9.6 | 8.5 | 7.8 | 12.1 | -2.5 | WNW | 3 | SW | 2 | W | 2 | $2^0$ | $10^1$ | $10^1$ | — | |
| 8 | 4.7 | 7.1 | 5.6 | 9.1 | -5.6 | SW | 2 | SW | 2 | SW | 1 | $10^2$ | $10^2$ | $10^2$ | — | ∞ al E |
| 9 | 4.0 | 5.0 | 6.0 | 8.0 | -6.6 | SSE | 2 | SW | 2 | NE | 3 | $10^2$ | $10^2$ | $10^2$ | — | ‖ 6p; ≡ 2; ∞ al E |
| 10 | 7.2 | 9.6 | 6.0 | 10.1 | 3.5 | SE | 2 | SW | 2 | SE | 2 | $10^2$ | $8^1$ | $10^2$ | 0.0 | |
| 11 | 3.7 | 8.9 | 8.9 | 10.8 | -5.5 | NW | 2 | SW | 3 | NE | 2 | $10^2$ | $8^1$ | $1^0$ | — | |
| 12 | 9.2 | 14.8 | 10.4 | 16.5 | -2.0 | SE | 2 | SW | 2 | NE | 3 | 0 | 0 | 0 | — | |
| 13 | 9.9 | 10.5 | 2.8 | 13.6 | -7.4 | NE | 2 | SW | 2 | SW | 3 | $10^2$ | $8^1$ | $10^2$ | — | ● 8p-9p, ‖ $^0$; ∞ $^2$ 3p-7p |
| 14 | -0.8 | 4.8 | 7.2 | 7.6 | -10.0 | NE | 2 | NW | 2 | NE | 3 | $10^2$ | $2^0$ | $10^2$ | 1.0 | ⚹$^1$ 11a-7p; ⊠ 8 |
| 15 | 5.6 | 5.4 | 3.0 | 9.9 | -6.4 | SW | 3 | NW | 2 | SE | 4 | $10^2$ | $10^2$ | $10^2$ | 22.0 | ⚹$^0$ n; ↙ 5p-9p |
| 16 | -2.0 | -1.0 | -3.0 | 4.8 | -13.0 | SW | 3 | SW | 2 | NE | 3 | $10^2$ | $9^2$ | $10^2$ | 18.3 | ⚹ n-0p10, 3p-5p; ⊠ 35 |
| 17 | -4.6 | -5.0 | -5.8 | -3.0 | -15.5 | NW | 2 | SE | 2 | SE | 3 | $10^2$ | $10^2$ | 0 | 21.3 | ⚹ n-6p; ⊠ 60 |
| 18 | -4.8 | -0.3 | -2.6 | 2.1 | -15.0 | SE | 3 | SE | 3 | SE | 3 | 0 | 0 | 0 | 20.3 | |
| 19 | -0.5 | 2.1 | -1.0 | 3.6 | -8.0 | SE | 2 | NW | 2 | C | 0 | $8^1$ | $10^2$ | $10^2$ | — | ⚹ 11a-MN; ⊠ 50 |
| 20 | 0.0 | -0.3 | -1.8 | 0.9 | -11.0 | NE | 2 | SE | 2 | SE | 3 | $10^2$ | $10^2$ | 0 | 20.5 | ⚹$^2$ MN-7p30; ⊠ 65 |
| 21 | -2.4 | 2.5 | 2.3 | 4.3 | -10.2 | SE | 2 | E | 2 | NE | 2 | 0 | 0 | $5^1$ | 19.5 | |
| 22 | -2.2 | -0.7 | 0.0 | 3.2 | -11.2 | NW | 2 | SE | 3 | SW | 8 | $10^2$ | $10^2$ | $10^2$ | 2.0 | ⚹ todo el dia; ⊠ 95; ↙ 6p-n |
| 23 | -1.9 | -1.4 | -6.2 | 1.8 | -15.9 | NW | 2 | SE | 2 | SE | 2 | $10^2$ | $10^2$ | $3^0$ | **70.5** | ⚹, a; ⊃ 3 |
| 24 | -6.7 | -3.7 | -3.0 | -1.4 | **-17.2** | SE | 2 | SE | 2 | NE | 2 | $8^1$ | 0 | 0 | 3.0 | ⚹$^0$ am |
| 25 | 2.8 | 11.7 | 9.2 | 12.5 | -12.5 | SE | 2 | SE | 2 | NE | 3 | 0 | 0 | 0 | — | |
| 26 | 10.1 | 13.5 | 10.4 | 14.6 | -1.4 | SE | 2 | NE | 2 | NE | 3 | 0 | $1^0$ | 0 | — | |
| 27 | 10.4 | 12.7 | 12.2 | 14.0 | 0.5 | NE | 2 | SE | 2 | NE | 3 | 0 | $2^0$ | $4^0$ | — | |
| 28 | 12.0 | 14.2 | 12.2 | 15.6 | 1.4 | NE | 2 | SE | 3 | NE | 3 | $2^0$ | 0 | $1^0$ | — | ∪ 3 |
| 29 | 11.8 | 14.9 | 12.0 | 16.4 | 2.0 | NE | 2 | NE | 2 | NE | 3 | $1^0$ | 0 | $1^0$ | — | |
| 30 | 8.8 | 6.0 | 2.0 | 15.5 | 2.0 | W | 2 | SSW | 3 | NE | 4 | $3^2$ | $7^2$ | $10^2$ | — | △ 7a (un momento); ≡$^2$ n |
| 31 | 1.0 | 1.5 | -9.0 | 3.5 | -9.0 | NE | 2 | SW | 2 | N | 2 | $7^2$ | $10^2$ | $10^2$ | 0.0 | ⚹$^0$ p |
| Pro. Mit. | 4.4 | 6.5 | 4.7 | 9.3 | -6.7 | 2.2 | | 2.2 | | 2.7 | | 6.1 | 5.8 | 5.4 | 222.9 | |

**ANGOL** (H = 82 m) **MAYO 1912** φ = 37° 49′ S λ = 72° 43′ W

| Dia / Tag | Temperatura del aire Lufttemperatur C° 7a | 2p | 9p | Max. | Min. | Dirección y fuerza del viento Richtung und Stärke des Windes 0—12 B 7a | | 2p | | 9p | | Nebulosidad Bewölkung 0—10 7a | 2p | 9p | Agua caída Niederschlag mm 7a-7a | Notas Bemerkungen |
|---|---|---|---|---|---|---|---|---|---|---|---|---|---|---|---|---|
| 1 | 11.2 | 17.0 | 10.0 | 20.0 | 9.8 | C | 0 | C | 0 | C | 0 | 10 | 0 | 0 | — | |
| 2 | 6.2 | 19.8 | 14.0 | **21.5** | 5.8 | C | 0 | C | 0 | C | 0 | 0 | 0 | 8 | — | |
| 3 | 13.8 | 14.2 | 12.5 | 17.0 | 12.0 | C | 0 | C | 0 | C | 0 | 8 | 10 | 10 | — | ● ch |
| 4 | 7.8 | 13.2 | 8.1 | 15.2 | 7.0 | C | 0 | C | 0 | C | 0 | 10 | 10 | 10 | 6.0 | ● ch |
| 5 | 6.5 | 16.0 | 8.0 | 17.1 | 5.8 | C | 0 | C | 0 | C | 0 | 8 | 5 | 5 | 3.0 | |
| 6 | 9.8 | 14.4 | 14.0 | 16.0 | 7.2 | E | 4 | N | 3 | N | 9 | 4 | 10 | 10 | — | ●$^2$ 4p-MN |
| 7 | 10.8 | 17.8 | 6.2 | 20.0 | 6.0 | C | 0 | C | 0 | C | 0 | 10 | 0 | 0 | 23.0 | |
| 8 | 9.1 | 15.6 | 10.5 | 17.0 | 4.5 | N | 3 | C | 0 | C | 0 | 5 | 5 | 0 | 0.0 | ●$^0$ |
| 9 | 5.0 | 13.2 | 6.8 | 16.5 | 4.5 | C | 0 | C | 0 | C | 0 | 0 | 10 | 0 | — | ⊃ |
| 10 | 1.9 | 14.0 | 3.0 | 15 0 | 1.5 | C | 0 | C | 0 | C | 0 | 2 | 5 | 2 | — | ⊃ |
| 11 | 2.6 | 14.2 | 10.0 | 15.0 | 2.2 | C | 0 | C | 0 | C | 0 | 3 | 5 | 8 | — | |
| 12 | 7.0 | 16.6 | 11.0 | 17.0 | 6.5 | S | 3 | S | 3 | S | 5 | 0 | 0 | 0 | — | |
| 13 | 6.8 | 18.5 | 9.0 | 19.0 | 6.5 | C | 0 | S | 2 | C | 0 | 6 | 8 | 8 | — | |
| 14 | 6.8 | 18.0 | 10.0 | 18.2 | 6.1 | N | 2 | N | 1 | N | 5 | 8 | 10 | 10 | — | ●$^1$ 6p30 |
| 15 | 10.0 | 18.2 | 8.0 | 19.0 | 7.6 | C | 0 | C | 0 | C | 0 | 10 | 10 | 10 | **30.0** | ●$^1$ n-5a, 8p30 |
| 16 | 6.5 | 9.2 | 6.2 | 14.5 | 5.8 | C | 0 | C | 0 | C | 0 | 2 | 10 | 10 | 0.0 | ●$^0$ 2p30-11p, △ 2p20 |
| 17 | 5.4 | 10.5 | 3.2 | 12.0 | 3.2 | C | 0 | C | 0 | C | 0 | 8 | 5 | 0 | 13.5 | |
| 18 | -1.0 | 11.8 | 5.0 | 12.8 | -1.5 | C | 0 | C | 0 | C | 0 | 0 | 0 | 0 | — | ⌊$^0$ |
| 19 | 6.8 | 8.5 | 7.5 | 11.0 | 5.2 | N | 6 | N | 5 | N | 2 | 10 | 10 | 10 | 17.5 | ●$^1$ 4a-6p |
| 20 | 7.9 | 12.0 | 7.4 | 13.0 | 7.4 | N | 1 | C | 0 | C | 0 | 10 | 10 | 8 | 3.5 | ●$^0$ 3p50 |
| 21 | 6.5 | 12.8 | 6.9 | 13.5 | 3.5 | C | 0 | E | 3 | C | 0 | 10 | 2 | 8 | 0.0 | |
| 22 | 7.8 | 14.6 | 8.5 | 16.0 | 7.0 | N | 7 | N | 1 | S | 2 | 10 | 0 | 2 | 0.0 | ● ch 1a-8p |
| 23 | 4.0 | 10.4 | 6.5 | 11.0 | 3.8 | C | 0 | C | 0 | C | 0 | 10 | 6 | 5 | 21.0 | |
| 24 | 2.8 | 11.6 | 3.6 | 13.5 | 1.2 | C | 0 | C | 0 | C | 0 | 8 | 0 | 5 | — | |
| 25 | -1.0 | 12.0 | 1.2 | 14.0 | -1.5 | C | 0 | C | 0 | C | 0 | 0 | 0 | 0 | — | ⌊ |
| 26 | 2.0 | 15.6 | 7.0 | 17.0 | **-2.0** | C | 0 | C | 0 | C | 0 | 0 | 5 | 3 | — | ⌊ |
| 27 | 10.2 | 16.8 | 5.8 | 18.0 | 5.5 | W | 4 | S | 4 | C | 0 | 5 | 0 | 4 | — | ⌊ |
| 28 | 0.6 | 18.8 | 6.6 | 20.5 | 0.4 | C | 0 | C | 0 | C | 0 | 0 | 0 | 0 | — | |
| 29 | 0.8 | 17.0 | 6.9 | 18.8 | 0.5 | C | 0 | C | 0 | C | 0 | 2 | 6 | 0 | — | |
| 30 | 11.0 | 14.2 | 11.2 | 15.0 | 5.9 | N | 7 | C | 0 | C | 0 | 10 | 10 | 8 | 11.0 | ● 1a-7a |
| 31 | 9.4 | 13.6 | 9.1 | 15.0 | 8.0 | C | 0 | N | 1 | C | 0 | 10 | 10 | 6 | — | |
| Pro. Mit. | 6.3 | 14.5 | 7.9 | 16.1 | 4.7 | 1.2 | | 0.7 | | 0.7 | | 5.8 | 5.2 | 4.8 | 128.5 | |

**ELINKA** (H = 5 m) **MAYO 1912** φ = 43° 54′ S λ = 73° 46′ W

| Temperatura del aire Lufttemperatur C° | | | | | Dirección y fuerza del viento Richtung und Stärke des Windes 0—12 B | | | Nebulosidad Bewölkung 0—10 | | | Agua caída Niederschlag mm | Notas Bemerkungen |
|---|---|---|---|---|---|---|---|---|---|---|---|---|
| 7a | 2p | 9p | Max. | Min. | 7a | 2p | 9p | 7a | 2p | 9p | 7a-7a | |
| 2.5 | 9.2 | 7.7 | 10.0 | 2.0 | C 0 | E 1 | N 1 | 2 | 0 | 5 | — | ⌊ n |
| 9.5 | 13.2 | 11.2 | **13.5** | 7.0 | N 4 | NW 5 | NW 3 | 9 | 10 | 9 | 19.3 | ●² MN-5a, 8a-6p |
| 8.5 | 10.3 | 5.4 | 11.0 | 4.0 | SW 2 | SW 2 | C 0 | 4 | 3 | 2 | 50.1 | |
| 6.0 | 10.9 | 8.2 | 11.0 | 3.5 | SW 1 | WSW 1 | W 1 | 8 | 5 | 7 | — | ●¹ ch a interv 8a-11a, 3p-6p, 11p; ⌒ al S 1p15 |
| 9.4 | 10.8 | 9.5 | 11.0 | 7.0 | N 1 | NW 1 | N 2 | 9 | 9 | 10 | 14.6 | ● ch a interv MN-3a, 8a-11a, 6p-8p, 11p; ⌈ cerca 4a15-4a25 |
| 8.7 | 7.9 | 7.2 | 9.5 | 6.5 | N 2 | NE 3 | W 4 | 10 | 10 | 7 | 12.3 | ● MN-4a, ●² 7a-4p [SW al E, relámpagos blancos |
| 5.2 | 9.8 | 7.2 | 9.8 | 4.5 | WSW 1 | W 1 | N 1 | 3 | 4 | 2 | 40.7 | ●¹ 11p-MN |
| 7.8 | 8.8 | 6.2 | 9.0 | 5.5 | N 3 | N 1 | N 1 | 5 | 9 | 6 | 7.4 | ●¹ MN-5a, ● ch 4p-6p |
| 6.8 | 10.9 | 8.4 | 11.5 | 6.0 | W 1 | W 1 | NW 1 | 8 | 5 | 4 | 6.1 | ●⁰ MN-4a, ●¹ ch 11a-1p; ⌒ al S 1p10 |
| 8.7 | 11.1 | 7.6 | 11.1 | 7.0 | N 1 | W 1 | WSW 1 | 10 | 5 | 2 | 7.1 | ●¹ MN-4a, 7a-11a |
| 5.8 | 8.9 | 8.3 | 11.0 | 5.0 | N 1 | NW 1 | N 2 | 7 | 6 | 10 | 7.7 | ●¹ 4p-8p, 9p-MN; ⌒ al SW 8a30 |
| 8.6 | 11.1 | 9.2 | 12.0 | 8.0 | N 1 | NW 1 | N 1 | 10 | 6 | 5 | 8.1 | ● 11p-MN |
| 8.9 | 10.9 | 8.7 | 11.8 | 8.5 | N 1 | N 2 | N 2 | 10 | 10 | 10 | 6.1 | ● MN-1a, ‖ ² 9a-1p, 3p-8p30, ●² 9p-MN |
| 8.6 | 10.5 | 11.2 | 13.0 | 8.0 | N 4 | N 6 | W 2 | 10 | 10 | 6 | 76.1 | ●² MN-5p, ● ch 10p-MN; ↙ N |
| 8.6 | 9.5 | 7.6 | 12.0 | 7.6 | W 3 | W 2 | N 1 | 8 | 7 | 9 | **103.8** | ● ch MN-1a, 8a-1p, ● 11p-MN |
| 3.5 | 8.2 | 6.5 | 10.3 | 3.5 | C 0 | W 1 | SW 1 | 2 | 7 | 9 | 15.1 | ● MN-3a, ● ch 4p-7p |
| 5.3 | 9.7 | 4.0 | 10.0 | 4.0 | S 1 | S 1 | C 0 | 2 | 1 | 5 | 2.3 | |
| 7.5 | 8.9 | 7.4 | 11.0 | 7.4 | N 2 | N 5 | N 5 | 8 | 10 | 10 | — | ● 9a-8p30; ↙ N |
| 5.2 | 9.5 | 5.0 | 11.0 | 5.0 | W 1 | SW 1 | C 0 | 8 | 6 | 3 | 34.8 | |
| 6.2 | 10.7 | 8.5 | 11.0 | 4.5 | C 0 | NW 1 | N 1 | 8 | 7 | 4 | — | ● ch 10a 1p; ⌒ al SE 3p15 |
| 7.2 | 8.9 | 7.0 | 10.4 | 6.5 | NW 1 | W 1 | W 1 | 5 | 7 | 5 | 4.8 | ● ch 10a-1p; ⌒ al SW 9a, ⌓ 8p |
| 5.6 | 7.7 | 6.2 | 9.0 | 4.5 | S 1 | S 2 | S 2 | 3 | 2 | 0 | 2.8 | ⌓ n |
| 2.8 | 5.7 | 4.3 | 8.0 | 2.3 | C 0 | W 1 | SW 1 | 8 | 9 | 0 | — | ● ch 1p30; ⌓ n |
| 3.4 | 7.9 | 6.2 | 9.0 | **1.7** | W 1 | SW 1 | C 0 | 3 | 4 | 6 | 0.4 | ⌓ n |
| 7.3 | 11.4 | 8.2 | 11.5 | 5.4 | N 3 | N 2 | NW 2 | 10 | 10 | 7 | 12.6 | ●² 1a-3p30 |
| 10.9 | 11.8 | 9.0 | 12.3 | 5.4 | W 3 | W 3 | C 0 | 9 | 8 | 7 | 45.2 | ●¹ MN-7a; ⌓ n |
| 8.2 | 12.0 | 8.7 | 12.2 | 5.4 | C 0 | N 1 | S 2 | 7 | 5 | 3 | — | ⌓ n |
| 7.8 | 11.9 | 7.2 | 12.0 | 6.0 | S 1 | SE 1 | SE 1 | 3 | 2 | 1 | — | ⌓ n |
| 6.5 | 11.5 | 6.2 | 12.0 | 5.0 | C 0 | S 1 | C 0 | 1 | 0 | 2 | — | ⌓ n |
| 7.9 | 9.5 | 10.0 | 10.3 | 5.0 | C 0 | E 1 | NE 1 | 10 | 10 | 10 | — | ●¹ 2p15-5p; ⌓ n |
| 10.0 | 11.3 | 9.2 | 11.5 | 5.0 | C 0 | NE 1 | N 1 | 10 | 10 | 10 | 11.4 | |
| 7.1 | 10.0 | 7.7 | 10.9 | 5.4 | 1.3 | 1.7 | 1.3 | 6.8 | 6.4 | 5.7 | 488.8 | |

**EL TENIENTE** (H = 2134 m) **JUNIO 1912** φ = 34° 6′ S λ = 70° 38′ W

| | | | | | | | | | | | | |
|---|---|---|---|---|---|---|---|---|---|---|---|---|
| 1.5 | 8.7 | 8.8 | 10.0 | -2.4 | SE 2 | SE 3 | NE 2 | 0 | 3¹ | 0 | 5.0 | ✳ am; ⊠; ⌓ 3 |
| 8.6 | 12.3 | 9.8 | 13.0 | -1.0 | SE 2 | NNE 2 | NE 3 | 3⁰ | 2⁰ | 0 | — | |
| 3.0 | 10.5 | 6.8 | 12.5 | -1.8 | NE 3 | NE 2 | SW 4 | 3⁰ | 9² | 10² | — | |
| 1.0 | 0.5 | -0.2 | 9.8 | -9.0 | NE 2 | NE 2 | NE 2 | 10² | 10² | 10² | — | ✳ y △ p; ⊠ 5 |
| -1.5 | 2.4 | 2.2 | 4.6 | -10.1 | NE 2 | ENE 2 | NE 3 | 5¹ | 2¹ | 0 | 13.0 | ✳ am; ⊠ 5 |
| -1.4 | 9.2 | 7.5 | 10.4 | -8.0 | NE 3 | NE 2 | NE 3 | 8² | 7² | 10² | — | |
| 3.8 | 2.0 | 3.6 | 8.3 | -8.0 | SW 3 | NE 2 | NE 3 | 10² | 10² | 10² | 0.0 | ●⁰ y ✳⁰ a, ●² p |
| 4.5 | 5.0 | 0.1 | 5.8 | -8.5 | SW 2 | SW 6 | SE 5 | 10² | 10² | 10² | 83.0 | ●² n-p, ✳ 6p-n |
| -0.2 | -0.4 | -2.0 | 3.0 | -9.0 | SE 2 | SW 9 | NE 2 | 10² | 10² | 10² | **130.5** | ✳ a; ⊠ 23, ●² p; ↙ SW |
| -2.2 | 2.2 | 1.8 | 4.8 | -12.5 | SE 2 | SE 2 | NE 2 | 0 | 3⁰ | 0 | 53.0 | |
| 3.4 | 6.9 | 4.0 | 8.6 | -8.0 | SSE 2 | SW 2 | NE 3 | 0 | 0 | 0 | — | |
| 3.2 | 6.4 | 4.0 | 7.0 | -5.9 | NE 2 | N 2 | NE 2 | 8¹ | 9² | 10² | — | |
| 2.2 | 1.9 | 2.0 | 5.4 | -10.0 | NE 2 | WSW 3 | SE 2 | 10² | 10² | 10² | — | ✳ 10a30-7p30, ● y ✳ n; ⊠ 5 |
| -2.0 | 1.0 | -0.7 | 3.4 | -10.6 | SE 3 | SE 2 | NE 2 | 10² | 8² | 0 | 27.3 | ✳² y △; ⊠ 23 |
| 1.1 | 3.5 | 1.6 | 4.0 | -9.4 | E 1 | SE 2 | NE 2 | 10² | 1¹ | 0 | 1.0 | |
| 5.4 | 5.1 | 7.8 | 8.4 | -7.6 | E 2 | E 4 | NE 4 | 10² | 10² | 10² | — | ‖ ⁰ 3p30 (un momento) |
| 7.4 | 10.3 | 8.6 | 10.3 | -1.9 | E 2 | SE 2 | NE 2 | 1⁰ | 0 | 0 | 0.0 | ∞ al W 2 |
| 8.0 | 12.4 | 8.0 | **13.8** | -1.0 | NE 2 | SE 2 | NE 2 | 0 | 2¹ | 0 | — | ∞² al W 1 |
| 7.3 | 10.0 | 8.5 | 12.1 | -3.4 | E 3 | E 2 | NE 2 | 3¹ | 9¹ | 0 | — | |
| 9.6 | 10.4 | 8.7 | 12 2 | -1.5 | SE 3 | NE 3 | E 2 | 1⁰ | 0 | 0 | — | ∞² al W 1 |
| 7.0 | 9.3 | 9.4 | 11.9 | -2.5 | SE 2 | E 2 | NE 3 | 0 | 0 | 0 | — | |
| 7.8 | 8.6 | 1.8 | 11.0 | -7.6 | SE 2 | SW 3 | W 3 | 8¹ | 10² | 8² | — | |
| 0.0 | 2.8 | -3.0 | 5.1 | -11.5 | SE 2 | W 3 | SE 2 | 2¹ | 10² | 10² | — | △² MD, 1p50, ✳ 2p-n; ciclón durante la noche |
| 3.4 | 2.4 | 6.8 | 7.1 | -12.4 | NE 2 | E 2 | NE 2 | 10² | 10² | 10² | 60.8 | ✳ n-8a; ⊠ 55. A la 1a30 el viento NE derriba casas ocacionan- |
| 4.2 | 0.3 | 3.0 | 6.6 | -9.9 | E 3 | E 3 | SE 2 | 10² | 10² | 10² | 0.0 | △⁰ 11a, ✳⁰ 2p [do víctimas |
| 1.4 | 5.4 | 1.0 | 8.1 | -2.4 | SE 2 | SW 2 | SE 2 | 4² | 6² | 10² | — | |
| 0.2 | 1.6 | -2.3 | 2.8 | -11.0 | SE 2 | W 2 | E 2 | 5² | 9² | 0 | — | |
| -3.4 | -1.2 | -7.6 | 2.2 | -17.8 | E 2 | NW 2 | NE 4 | 0 | 0 | 0 | — | |
| -7.2 | -3.0 | -7.3 | -0.9 | -16.8 | SE 2 | SE 2 | NE 2 | 0 | 0 | 0 | — | |
| -9.1 | -3.8 | -4.0 | -1.8 | **-17.9** | SW 1 | SE 2 | NE 3 | 10² | 0 | 0 | 3.2 | ✳ n-l; ⊠ 5; ↙ SW |
| 2.0 | 4.8 | 3.0 | 7.3 | -8.2 | 2.2 | 2.6 | 2.6 | 5.4 | 5.7 | 4.6 | 376.8 | |

**ANGOL** (H = 82 m) **JUNIO 1912** φ = 37° 49′ S λ = 72° 43′

| Día / Tag | Temperatura del aire Lufttemperatur C° 7a | 2p | 9p | Max. | Min | Dirección y fuerza del viento Richtung und Stärke des Windes 0—12 B 7a | | 2p | | 9p | | Nebulosidad Bewölkung 0—10 7a | 2p | 9p | Agua caída Niederschlag mm 7a - 7a | Notas Bemerkungen |
|---|---|---|---|---|---|---|---|---|---|---|---|---|---|---|---|---|
| 1 | 8.2 | 16.5 | 8.1 | 17.0 | 7.9 | C | 0 | C | 0 | C | 0 | 4 | 0 | 0 | — | |
| 2 | 4.6 | 18.6 | 7.9 | **20.0** | 4.2 | C | 0 | C | 0 | C | 0 | 0 | 0 | 0 | — | |
| 3 | 10.2 | 11.2 | 11.2 | 12.0 | 7.0 | N | 4 | N | 1 | N | 7 | 10 | 10 | 10 | — | ●¹ 9a-n |
| 4 | 10.2 | 14.0 | 9.8 | 16.2 | 9.8 | C | 0 | C | 0 | C | 0 | 10 | 10 | 10 | 22.5 | ● ch todo el dia |
| 5 | 5.6 | 15.6 | 7.0 | 17.5 | 5.5 | C | 0 | C | 0 | C | 0 | 5 | 0 | 2 | 10.0 | ● ch |
| 6 | 2.6 | 11.0 | 6.8 | 15.5 | 2.0 | C | 0 | C | 0 | C | 0 | 10 | 10 | 5 | — | ⊃ |
| 7 | 9.0 | 8.6 | 9.5 | 13.0 | 7.0 | N | 4 | C | 0 | N | 2 | 8 | 10 | 10 | – | ● a, ● ch a interv |
| 8 | 11.2 | 12.1 | 13.0 | 14.5 | 9.0 | N | 2 | N | 4 | N | 2 | 5 | 10 | 10 | 15.5 | ● ch todo el dia |
| 9 | 9.8 | 10.0 | 5.5 | 15.0 | 5.5 | C | 0 | N | 3 | N | 1 | 2 | 8 | 10 | 9.6 | ● ch todo el dia |
| 10 | 5.2 | 13.0 | 7.2 | 15.5 | 3.5 | C | 0 | C | 0 | C | 0 | 4 | 0 | 10 | 8.0 | ● ch a interv |
| 11 | 6.0 | 11.0 | 11.0 | 12.0 | 5.5 | C | 0 | NE | 2 | NE | 1 | 8 | 10 | 10 | 4.0 | ●⁰ todo el dia |
| 12 | 8.5 | 14.0 | 9.5 | 17.0 | 8.5 | C | 0 | E | 2 | E | 1 | 8 | 10 | 10 | 1.6 | ● ch |
| 13 | 5.5 | 12.8 | 6.1 | 15.0 | 5.5 | C | 0 | C | 0 | C | 0 | 6 | 0 | 0 | 5.0 | ●¹ an |
| 14 | 5.2 | 12.4 | 4.1 | 14.0 | 3.5 | C | 0 | C | 0 | C | 0 | 5 | 0 | 0 | — | |
| 15 | 1.8 | 13.0 | 9.2 | 14.2 | 1.5 | C | 0 | C | 0 | N | 3 | 0 | 0 | 6 | — | |
| 16 | 7.0 | 10.0 | 7.5 | 10.5 | 7.0 | C | 0 | C | 0 | C | 0 | 10 | 10 | 10 | 6.8 | ●¹ MN-7a |
| 17 | 3.5 | 15.0 | 7.5 | 15.2 | 3.4 | C | 0 | C | 0 | C | 0 | 2 | 0 | 4 | — | |
| 18 | 4.8 | 15.6 | 9.0 | 16.0 | 4.5 | C | 0 | C | 0 | C | 0 | 5 | 10 | 10 | — | ≡² 5p |
| 19 | 9.2 | 15.0 | 7.2 | 15.0 | 6.5 | S | 2 | S | 2 | S | 3 | 4 | 0 | 0 | — | |
| 20 | 1.9 | 13.0 | 3.0 | 16.0 | 1.0 | C | 0 | C | 0 | C | 0 | 6 | 5 | 0 | — | |
| 21 | 3.2 | 10.6 | 8.5 | 11.0 | 1.0 | C | 0 | N | 2 | NE | 2 | 8 | 5 | 5 | — | |
| 22 | 7.8 | 9.2 | 6.5 | 11.5 | 6.5 | C | 0 | N | 1 | C | 0 | 10 | 10 | 10 | — | ●⁰ 8a20-n |
| 23 | 6.0 | 12.8 | 8.2 | 14.0 | 5.5 | N | 1 | N | 3 | N | 8 | 5 | 6 | 10 | 11.5 | ●² 3p-n |
| 24 | 8.8 | 12.2 | 10.1 | 12.9 | 8.0 | NW | 2 | N | 4 | N | 5 | 8 | 10 | 8 | 26.8 | ● ch todo el dia |
| 25 | 6.1 | 13.6 | 6.8 | 14.0 | 5.6 | C | 0 | N | 1 | C | 0 | 10 | 0 | 2 | 3.0 | ●² 0a30-4p, 5p-9p |
| 26 | 1.5 | 10.0 | 2.6 | 12.0 | 1.5 | C | 0 | C | 0 | C | 0 | 0 | 10 | 0 | **44.9** | |
| 27 | 0.2 | 7.8 | 1.4 | 10.0 | -0.5 | C | 0 | C | 0 | C | 0 | 8 | 0 | 0 | — | ⌐⁰ |
| 28 | 1.8 | 9.2 | 2.5 | 11.0 | -0.5 | C | 0 | C | 0 | C | 0 | 10 | 10 | 2 | — | ⌐⁰ |
| 29 | 0.0 | 6.2 | 1.0 | 8.0 | -1.0 | C | 0 | C | 0 | SE | 3 | 10 | 10 | 10 | — | ● ch desde 7a |
| 30 | -0.2 | 6.8 | 2.2 | 7.0 | **-2.0** | S | 4 | S | 1 | C | 0 | 0 | 0 | 0 | 3.0 | ⌐² |
| Pro. Mit. | 5.5 | 12.0 | 7.0 | 13.7 | 4.4 | | 0.6 | | 0.9 | | 1.3 | 6.0 | 5.5 | 5.5 | 172.2 | |

**MELINKA** (H = 5 m) **JUNIO 1912** φ = 43° 54′ S λ = 73° 46′

| | | | | | | | | | | | | | | | | |
|---|---|---|---|---|---|---|---|---|---|---|---|---|---|---|---|---|
| 1 | 8.5 | 10.4 | 9.8 | 11.0 | 8.2 | N | 1 | N | 1 | N | 1 | 9 | 9 | 10 | — | |
| 2 | 7.5 | 10.4 | 7.2 | **12.0** | 6.7 | C | 0 | C | 0 | C | 0 | 4 | 7 | 5 | — | |
| 3 | 10.2 | 11.2 | 10.0 | 11.5 | 6.7 | N | 2 | N | 3 | N | 4 | 10 | 10 | 10 | — | |
| 4 | 8.2 | 11.0 | 8.5 | **12.0** | 5.5 | N | 2 | NW | 2 | N | 1 | 4 | 8 | 9 | 7.8 | ‖² 3p-5p30, ● ch 9p-MN |
| 5 | 9.2 | 11.6 | 9.4 | **12.0** | 7.5 | N | 1 | N | 1 | N | 1 | 8 | 2 | 1 | 25.6 | ●² 11a30-0p30, △ (3 minutos) 11a45, ● ch 5p-8p, 9p30- |
| 6 | 9.5 | 10.4 | 9.8 | 10.5 | 8.5 | NNE | 3 | NNE | 3 | N | 4 | 9 | 9 | 10 | — | ⇑↖ al W-E, relámpagos blancos 11a3-1 |
| 7 | 8.9 | 10.0 | 9.5 | 11.0 | 8.0 | N | 7 | N | 5 | NW | 3 | 10 | 10 | 7 | 3.6 | ●² ch 1a-4a, 7p30-11p30 |
| 8 | 8.4 | 9.9 | 8.3 | 10.5 | 8.0 | N | 2 | N | 3 | NW | 3 | 10 | 10 | 9 | 13.0 | ●² ch 4p-8p, 9p30-MN |
| 9 | 8.2 | 7.2 | 7.0 | 10.0 | 5.5 | W | 3 | W | 2 | NW | 2 | 6 | 10 | 8 | 18.7 | ● ch todo el día; ↖ N-E, relámpagos blancos 0p20-0p45 |
| 10 | 7.8 | 10.0 | 10.0 | 10.0 | 7.0 | NW | 1 | W | 1 | W | 2 | 9 | 10 | 10 | 13.2 | ● ch 10a-1p30, 3p-8p30, 10p-MN |
| 11 | 8.3 | 11.6 | 9.4 | 11.6 | 8.0 | W | 2 | W | 2 | N | 4 | 4 | 3 | 10 | 19.8 | ●² ch 1a; ↖ SW-N 8p5-10p30, relámpagos blancos |
| 12 | 7.2 | 9.0 | 6.8 | 10.5 | 5.0 | W | 3 | W | 3 | WSW | 2 | 5 | 7 | 5 | 21.0 | ●² ch todo el día; ↖ N-E 1a10-1a50, relámpagos amarillo |
| 13 | 5.0 | 7.2 | 4.8 | 9.0 | 4.0 | W | 1 | W | 2 | WSW | 1 | 9 | 5 | 3 | 9.1 | ● ch todo el día |
| 14 | 3.0 | 7.7 | 3.2 | 8.0 | 2.3 | C | 0 | SW | 1 | SW | 1 | 2 | 4 | 0 | 9.7 | ● ch an, ‖ 10p-MN |
| 15 | 6.8 | 7.6 | 9.8 | 11.0 | 2.0 | N | 4 | N | 8 | NW | 3 | 9 | 10 | 8 | 2.2 | ‖ MN-1a, ●¹ 9a-4p30, ● ch 10p-MN; ↙ N hasta 4p |
| 16 | 7.5 | 9.7 | 7.2 | 11.0 | 5.5 | W | 1 | W | 1 | NW | 1 | 6 | 9 | 5 | 38.9 | ● ch 2a; ⌒ al S 9a |
| 17 | 8.2 | 9.4 | 8.0 | 9.5 | 6.7 | N | 2 | N | 4 | N | 5 | 10 | 10 | 10 | 7.6 | ●² todo el día |
| 18 | 8.2 | 9.2 | 6.5 | 9.5 | 6.0 | C | 0 | C | 0 | C | 0 | 10 | 10 | 6 | **57.5** | ●² an, ● ch 9a30-10a |
| 19 | 7.8 | 9.4 | 9.7 | 10.0 | 4.6 | NW | 2 | NW | 2 | N | 2 | 9 | 10 | 8 | 0.9 | ‖² 9a-11a30, 1p-5p30, ●¹ 9p-11p |
| 20 | 8.3 | 10.5 | 7.6 | 11.0 | 7.0 | N | 1 | N | 1 | C | 0 | 7 | 8 | 6 | 18.0 | |
| 21 | 8.5 | 9.9 | 8.7 | 10.0 | 6.5 | NE | 2 | NE | 5 | NE | 6 | 9 | 10 | 10 | — | ●² 4p-8p30 |
| 22 | 6.5 | 8.1 | 7.0 | 11.5 | 6.0 | NW | 1 | NW | 1 | W | 1 | 9 | 10 | 3 | 33.6 | ●² an, ● ch 7a30-1p, ● 2p-4p, 9p-MN |
| 23 | 5.4 | 9.1 | 8.2 | 10.0 | 5.0 | W | 1 | NW | 1 | SE | 1 | 6 | 8 | 5 | 11.5 | ● 9p30-11p; ⊕ 11a45 |
| 24 | 5.6 | 9.0 | 4.3 | 10.0 | 5.0 | S | 2 | S | 1 | SW | 1 | 10 | 4 | 10 | 9.8 | ● ch 10a-1p30, ● 10p-MN; ⊽ 8p30 |
| 25 | 4.8 | 5.0 | 5.4 | 8.0 | 4.0 | S | 3 | SE | 1 | W | 1 | 10 | 10 | 9 | 10.7 | ● ch 8a-11a30 |
| 26 | 4.3 | 6.4 | 4.5 | 9.0 | 3.5 | N | 2 | SW | 1 | SW | 1 | 9 | 8 | 3 | 5.3 | ● 1a-6a30, ● ch en el día |
| 27 | 2.3 | 8.0 | 4.5 | 8.0 | 2.0 | W | 1 | SW | 1 | S | 2 | 5 | 4 | 3 | 4.9 | ● ch 1a-6a30; ⌒ al SW 9a30 |
| 28 | 3.1 | 7.8 | 5.6 | 8.0 | 1.5 | SSW | 1 | SSW | 2 | S | 2 | 4 | 6 | 5 | — | ⌐⁰ an |
| 29 | 1.2 | 3.8 | 0.5 | 6.0 | 0.3 | SSE | 5 | S | 4 | S | 1 | 0 | 0 | 0 | — | ⌐⁰ an |
| 30 | 2.5 | 5.9 | 4.1 | 6.0 | **-1.0** | E | 1 | E | 1 | N | 1 | 8 | 7 | 10 | — | ⌐¹ an |
| Pro. Mit. | 6.7 | 8.9 | 7.2 | 9.9 | 5.2 | | 1.9 | | 2.1 | | 1.9 | 7.3 | 7.6 | 6.6 | 342.4 | |

## L TENIENTE (H = 2134 m) — JULIO 1912 — φ = 34° 6′ S — λ = 70° 38′ W

| Temperatura del aire Lufttemperatur C° 7a | 2p | 9p | Max. | Min. | Dirección y fuerza del viento Richtung und Stärke des Windes 0—12 B 7a | | 2p | | 9p | | Nebulosidad Bewölkung 0—10 7a | 9p | 2p | Agua caída Niederschlag mm 7a - 7a | Notas Bemerkungen |
|---|---|---|---|---|---|---|---|---|---|---|---|---|---|---|---|
| -1.8 | 1.6 | -3.5 | 4.0 | **-12.0** | SE | 2 | NE | 3 | NE | 2 | 0 | 0 | 0 | — | |
| 8.7 | 10.8 | 9.8 | 13.6 | 5.9 | SE | 2 | NE | 3 | NE | 3 | 0 | 0 | 0 | — | |
| 8.8 | 11.3 | 5.6 | 13.0 | -3.0 | SE | 2 | NE | 3 | E | 2 | 0 | 0 | 0 | — | |
| 3.6 | 6.2 | 4.8 | 7.8 | -5.0 | SE | 2 | SE | 2 | SE | 3 | 0 | $10^2$ | $10^2$ | — | ●⁰ y △⁰ 2p10-n; ◸ 8a50-0p5 W-SW relámpagos azules; ↙ |
| 1.5 | 3.5 | 1.4 | 6.0 | -7.0 | W | 2 | SW | 2 | NE | 2 | $10^2$ | $10^2$ | $10^2$ | 3.1 | △ y ●; ◟ 1p [SW |
| -0.2 | 6.0 | 1.8 | 6.1 | -9.0 | SW | 2 | W | 1 | NE | 2 | $5^2$ | $2^1$ | 0 | 6.0 | ✳ am; ⊠ 2 |
| 6.0 | 8.0 | 7.6 | 9.8 | -6.8 | SE | 3 | NE | 3 | NE | 3 | 0 | 0 | 0 | — | |
| 9.5 | 10·9 | 9.6 | 13.1 | -0.4 | NE | 2 | E | 2 | NE | 2 | 0 | $2^0$ | $1^0$ | — | |
| 8.8 | 12.2 | 8.8 | 13.8 | -0.9 | SE | 2 | NE | 2 | NE | 2 | $5^1$ | $6^1$ | 0 | — | ∞ al W 2 |
| 6.4 | 6.6 | 5.2 | 12.1 | -2.5 | E | 2 | SW | 2 | NE | 2 | $6^2$ | $10^2$ | 0 | — | |
| 5.6 | 9.6 | 6.0 | 10.6 | -4.4 | SE | 2 | SE | 2 | NE | 2 | 0 | $9^2$ | $2^0$ | — | |
| 4.3 | 8.8 | 4.4 | 10.5 | -4.0 | E | 2 | W | 2 | NE | 2 | 0 | 0 | 0 | — | ∞ al W 2 |
| 5.6 | 8.8 | 4.0 | 11.2 | -3.0 | SE | 2 | SE | 2 | NE | 3 | 0 | 0 | 0 | — | • |
| 1.8 | 5.4 | 0.8 | 6.8 | -6.8 | SE | 2 | W | 2 | NE | 3 | $2^1$ | 0 | 0 | — | |
| -1.2 | 3.1 | 0.6 | 5.3 | -8.0 | SE | 2 | SE | 2 | NE | 3 | 0 | 0 | 0 | — | ∞² al W 2 |
| 2.5 | 5.8 | 6.8 | 8.7 | -6.4 | SE | 2 | E | 3 | SE | 4 | 0 | 0 | 0 | — | ∞² al W 2 |
| 5.6 | 7.6 | 7.6 | 9.3 | -2.0 | NE | 2 | NE | 3 | N | 2 | 0 | 0 | 0 | — | ∞² al W y SW 2 |
| 6.8 | 10.0 | 8.2 | 12.7 | -2 5 | SE | 2 | NE | 2 | E | 3 | 0 | 0 | 0 | — | |
| 7.8 | 10.0 | 8.8 | 12.1 | 0.5 | SE | 3 | NE | 3 | NE | 3 | 0 | 0 | $2^0$ | — | ∞ al W 2, ⊽ 3 |
| 9.2 | 12.0 | 7.5 | 14.5 | 0.5 | SE | 2 | SE | 2 | E | 3 | 0 | $10^2$ | $10^2$ | — | ∞² al W 2 |
| 9.2 | 4.1 | -1.0 | 10.0 | -8.5 | NW | 2 | SW | 2 | N | 3 | $10^2$ | $10^2$ | $5^2$ | — | ⊽ 3 |
| -0.4 | 3.2 | -1.4 | 5.4 | -8.5 | SW | 2 | WNW | 3 | SE | 3 | $3^1$ | $2^1$ | $7^2$ | — | ≡; ⊽ 3 |
| -3.0 | -0.1 | -1.2 | 1.6 | -10.5 | SE | 2 | W | 3 | NE | 2 | $5^2$ | $10^2$ | $10^2$ | 8.2 | ✳; ⊠ 8 |
| -2.0 | 0.6 | 1.0 | 1.6 | -9.0 | SE | 2 | SW | 2 | SW | 2 | $10^2$ | $10^2$ | $10^2$ | 0.0 | ✳ todo el día; ⊠ 2 |
| 4.2 | 6.8 | 5.6 | 8.9 | -5.5 | SE | 2 | SW | 2 | NE | 2 | $9^2$ | $10^2$ | $2^0$ | **9.8** | ● an |
| 2.7 | 6.2 | 6.5 | 7.5 | -9.5 | SE | 2 | N | 2 | NE | 3 | 0 | $1^1$ | $2^1$ | — | |
| 6.5 | 10.3 | 7.5 | 11.4 | -1.0 | NE | 3 | NE | 2 | NE | 2 | $3^0$ | 0 | 0 | — | ∞ al W 2; ∪ 3 |
| 9.0 | 14.2 | 10.8 | 14.6 | 1.0 | SE | 4 | NE | 3 | E | 3 | 0 | 0 | 0 | — | ∞ al W 2 |
| 9.9 | 13.2 | 10.2 | **14.9** | 3.0 | SE | 2 | NE | 3 | E | 3 | 0 | 3 | $8^1$ | — | |
| 7.0 | 11.4 | 6.6 | 12.8 | -1.3 | NE | 3 | NW | 3 | E | 2 | $2^1$ | $1^0$ | $1^0$ | — | |
| 6.3 | 0.3 | -0.6 | 8.6 | -8.5 | NW | 2 | W | 3 | NE | 2 | $10^2$ | $10^2$ | $1^0$ | — | ≡² 10a- n |
| 4.8 | 7.4 | 4.8 | 9.6 | -4.4 | | 2.2 | | 2.4 | | 2.5 | 2.6 | 3.7 | 2.6 | 27.1 | |

## NGOL (H = 82 m) — JULIO 1912 — φ = 37° 49′ S — λ = 72° 43′ W

| | | | | | | | | | | | | | | | |
|---|---|---|---|---|---|---|---|---|---|---|---|---|---|---|---|
| 3.0 | 8.8 | 3.2 | 9.8 | 1.5 | C | 0 | C | 0 | C | 0 | 0 | 0 | 0 | — | |
| 0.0 | 11.0 | 3.0 | 12.0 | -0.6 | C | 0 | S | 4 | C | 0 | 0 | 0 | 0 | — | ⌊ |
| 0.5 | 11.2 | 3.5 | 12.0 | 0.5 | C | 0 | C | 0 | C | 0 | 4 | 5 | 10 | — | ≡² 8p |
| 2.5 | 9.0 | 7.0 | 10.0 | 2.5 | C | 0 | N | 1 | C | 0 | 10 | 10 | 10 | — | ●² 5p-8p32; ≡ am |
| 5.5 | 11.0 | 8.5 | 13.0 | 5.4 | C | 0 | N | 1 | N | 1 | 10 | 10 | 10 | 15.0 | |
| 7.5 | 13.0 | 7.8 | 13.2 | 7.0 | C | 0 | C | 0 | C | 0 | 10 | 5 | 2 | 0.0 | ●⁰ 6a |
| 2.5 | 13.2 | 5.0 | 16.0 | 2.5 | C | 0 | C | 0 | C | 0 | 0 | 0 | 0 | — | |
| 1.2 | 13.0 | 6.0 | 16.0 | 0.5 | C | 0 | C | 0 | C | 0 | 0 | 0 | 0 | — | ⌊ |
| 4.0 | 12.0 | 10.5 | 13.8 | 3.8 | C | 0 | C | 0 | S | 1 | 10 | 10 | 8 | — | ≡ |
| 9.0 | 11.2 | 7.2 | 13.0 | 7.0 | S | 1 | S | 5 | S | 5 | 0 | 0 | 0 | — | |
| 7.5 | 14.8 | 9.0 | 15.4 | 6.5 | S | 4 | C | 0 | S | 3 | 0 | 0 | 0 | — | |
| 1.6 | 11.8 | 4.0 | 13.0 | 0.5 | C | 0 | C | 0 | C | 0 | 0 | 0 | 0 | — | ⌊ |
| -1.5 | 6.6 | 5.0 | 8.6 | **-2.0** | C | 0 | S | 5 | S | 4 | 0 | 5 | 0 | — | ⌊ |
| 5.5 | 11.0 | 7.5 | 12.0 | 5.2 | C | 0 | S | 3 | S | 3 | 4 | 0 | 0 | — | |
| 7.0 | 14.4 | 6.0 | 15.0 | 6.8 | S | 2 | S | 3 | C | 0 | 0 | 0 | 0 | — | |
| -1.2 | 16.2 | 4.8 | 17.5 | 1.5 | C | 0 | C | 0 | C | 0 | 0 | 0 | 0 | — | ⌊ |
| 3.2 | 21.8 | 6.5 | **23.0** | 3.0 | C | 0 | C | 0 | E | 1 | 0 | 0 | 0 | — | |
| -1.0 | 13.6 | 2.2 | 14.5 | 1.5 | C | 0 | C | 0 | C | 0 | 10 | 0 | 0 | — | ⌊, ≡² |
| 2.0 | 4.8 | 4.4 | 5.0 | 1.5 | C | 0 | C | 0 | C | 0 | 10 | 10 | 10 | — | |
| 4.2 | 6.8 | 5.8 | 7.0 | 5.0 | C | 0 | C | 0 | N | 4 | 10 | 10 | 10 | — | |
| 5.0 | 8.8 | 8.5 | 9.0 | 5.0 | C | 0 | C | 0 | C | 0 | 10 | 10 | 10 | — | ● ch a, ●² p-10p |
| 4.8 | 14.4 | 5.2 | 15.0 | 4.8 | C | 0 | C | 0 | C | 0 | 2 | 0 | 2 | **20.0** | |
| 1.0 | 8.4 | 7.2 | 9.8 | 0.5 | C | 0 | C | 0 | C | 0 | 10 | 10 | 10 | — | |
| 8.0 | 9.8 | 10.0 | 11.0 | 7.0 | N | 5 | N | 2 | N | 2 | 10 | 10 | 10 | 0.0 | ●¹ 6a-11p |
| 9.2 | 13.2 | 6.8 | 14.2 | 6.5 | C | 0 | C | 0 | S | 1 | 10 | 0 | 0 | 13.4 | ●⁰ 7a-10a |
| 2.0 | 11.4 | 4.2 | 12.0 | 2.0 | C | 0 | C | 0 | C | 0 | 5 | 0 | 6 | 1.0 | |
| 3.2 | 14.6 | 9.0 | 15.0 | 3.5 | C | 0 | C | 0 | S | 4 | 2 | 0 | 0 | — | |
| 7.0 | 15.4 | 11.2 | 16.8 | 6.5 | S | 4 | S | 3 | S | 3 | 2 | 0 | 0 | — | |
| 1.0 | 17.4 | 4.5 | 19.0 | 1.0 | C | 0 | C | 0 | C | 0 | 0 | 0 | 0 | — | |
| 8.0 | 11.2 | 10.0 | 12.8 | 8.0 | N | 1 | N | 1 | N | 3 | 10 | 10 | 10 | — | ● ch 7a |
| 9.5 | 12.4 | 8.2 | 14.5 | 8.2 | C | 0 | C | 0 | C | 0 | 8 | 10 | 8 | 3.0 | ● ch 10a-3p |
| 3.9 | 12.0 | 6.5 | 13.2 | 3.4 | | 0.5 | | 0.9 | | 1.1 | 4.7 | 3.7 | 3.7 | 52.4 | |

**MELINKA** (H = 5 m) **JULIO 1912** φ = 43° 54′ S λ = 73° 46′

| Dia / Tag | Temperatura del aire / Lufttemperatur C° | | | | | Dirección y fuerza del viento / Richtung und Stärke des Windes 0—12 B | | | | | | Nebulosidad / Bewölkung 0—10 | | | Agua caída / Niederschlag mm | Notas / Bemerkungen |
|---|---|---|---|---|---|---|---|---|---|---|---|---|---|---|---|---|
| | 7a | 2p | 9p | Max. | Min. | 7a | | 2p | | 9p | | 7a | 2p | 9p | 7a-7a | |
| 1 | 5.0 | 6.7 | 6.1 | 7.0 | 3.0 | N | 1 | N | 3 | N | 4 | 10 | 10 | 10 | — | ●⁰ 11a30-2p, ●² 2p-MN |
| 2 | 10.1 | 11.0 | 10.0 | 11.0 | 6.0 | NW | 3 | NW | 3 | NW | 2 | 10 | 10 | 10 | **78.1** | ●² MN-2p, 11p-MN |
| 3 | 10.0 | 10.5 | 8.4 | 11.0 | 8.0 | NW | 3 | NW | 2 | W | 2 | 10 | 10 | 10 | 57.2 | ●² MN-6a30, 7a30-2p, 11p30-MN |
| 4 | 8.1 | 9.0 | 7.3 | 10.0 | 6.0 | W | 1 | W | 1 | W | 1 | 5 | 8 | 4 | 32.3 | ● ch MN-6a30, 9a30-2p |
| 5 | 7.0 | 8.1 | 8.4 | 9.5 | 6.0 | N | 1 | N | 2 | N | 3 | 9 | 10 | 10 | 6.1 | ● ch 1a-6a, 9a-11a30, 2p-7p30; ◠ al S 9a30 |
| 6 | 5.1 | 9.2 | 8.0 | 10.0 | 4.5 | C | 0 | N | 1 | N | 2 | 5 | 9 | 10 | 11.1 | ● ch 1a-6a, ||| 6p-MN; ≡ |
| 7 | 8.2 | 9.0 | 9.2 | 9.5 | 8.0 | N | 4 | N | 5 | N | 4 | 10 | 10 | 10 | 20.2 | ||| todo el dia |
| 8 | 8.8 | 10.2 | 8.9 | 10.0 | 8.0 | NW | 1 | NW | 2 | N | 2 | 9 | 7 | 8 | 40.1 | ●² MN-1a15, ● ch 1p-2p |
| 9 | 8.3 | 10.4 | 6.8 | 10.4 | 5.0 | NW | 1 | WSW | 2 | SW | 1 | 8 | 6 | 3 | 16.8 | ●² ch 1a-3a45, 3p30-4p5, 9p10-10p30; ⌜ SW-N 3a16-; relámpagos bl |
| 10 | 6.8 | 8.1 | 7.9 | 9.5 | 5.0 | N | 1 | NW | 1 | N | 1 | 6 | 8 | 7 | 2.2 | ● ch 10a-1p30, 4p15-8p25, 11p25-MN |
| 11 | 8.1 | 8.9 | 7.9 | 9.5 | 7.0 | N | 1 | NW | 2 | W | 1 | 9 | 10 | 2 | 9.8 | ●¹ ch MN-2a30, 10a-1p45 |
| 12 | 5.9 | 9.8 | 6.2 | 10.0 | 4.5 | W | 1 | W | 1 | C | 0 | 7 | 4 | 1 | 3.7 | ● ch 1a30-1p5, 9p30-11p30; ◠ al S 1p15 |
| 13 | 7.1 | 8.4 | 7.2 | 8.5 | 5.0 | N | 1 | N | 1 | N | 1 | 9 | 10 | 9 | 4.6 | ||| 2p10-5p30, ● ch 10p-MN |
| 14 | 6.8 | 9.3 | 7.2 | 9.5 | 6.0 | N | 2 | N | 1 | C | 0 | 10 | 7 | 10 | 4.1 | ● ch MN-1a10, ||| ² y ≡ 9a30-11a30 |
| 15 | 4.2 | 9.6 | 5.3 | 10.0 | 3.5 | C | 0 | SW | 1 | C | 0 | 3 | 4 | 0 | 2.1 | |
| 16 | 5.7 | 10.0 | 6.2 | 10.0 | 5.0 | C | 0 | S | 2 | S | 2 | 10 | 4 | 0 | — | ≡² am-10a45 |
| 17 | 7.1 | 12.3 | 6.7 | **13.0** | 6.0 | C | 0 | S | 1 | C | 0 | 5 | 2 | 2 | — | ⌓ au; ⊕ 10a25 |
| 18 | 7.4 | 10.9 | 7.2 | 12.0 | 5.5 | ENE | 1 | ENE | 1 | C | 0 | 4 | 3 | 9 | — | ⌓ an |
| 19 | 7.2 | 8.9 | 7.3 | 9.5 | 6.0 | C | 0 | C | 0 | NE | 1 | 10 | 10 | 8 | — | ⌓ an |
| 20 | 7.8 | 9.0 | 8.5 | 10.0 | 5.4 | ENE | 1 | ENE | 1 | NE | 1 | 9 | 5 | 10 | — | |
| 21 | 6.8 | 6.4 | 7.2 | 10.0 | 5.5 | NE | 1 | SE | 1 | SE | 1 | 10 | 10 | 10 | 5.4 | ● 2a-7a, ||| ² 9a-5p30, 9p30-11p30 |
| 22 | 6.9 | 8.0 | 7.0 | 9.5 | 6.0 | C | 0 | S | 1 | C | 0 | 10 | 10 | 10 | 14.2 | ||| ² 7a30-1p15, 11p30-MN |
| 23 | 4.8 | 7.8 | 6.9 | 10.0 | 4.5 | NW | 1 | NW | 1 | NW | 1 | 9 | 7 | 8 | 11.2 | ||| ², ● MN-6a45, ● ch 2p30-6p10, ● 9p-MN |
| 24 | 7.4 | 10.3 | 9.1 | 10.3 | 6.5 | N | 2 | NW | 3 | W | 2 | 10 | 10 | 10 | 6.4 | ● 7a30-2p, ||| ² 3p15-7p; ≡ todo el dia |
| 25 | 7.8 | 9.3 | 7.5 | 10.0 | 7.0 | WSW | 3 | WSW | 5 | SW | 2 | 5 | 3 | 7 | 11.8 | ●² ch 1a-6a30 |
| 26 | 5.1 | 9.2 | 6.7 | 9.5 | 3.5 | SW | 1 | N | 1 | N | 1 | 2 | 8 | 9 | 2.8 | ●² ch 2a-7a, ● 9p-MN |
| 27 | 7.5 | 9.5 | 8.1 | 10.0 | 4.5 | W | 2 | SW | 1 | C | 0 | 10 | 4 | 6 | 11.9 | ● MN, 4a45, ●² ch 5a-7a30 |
| 28 | 5.0 | 9.1 | 3.8 | 9.1 | 3.0 | SW | 1 | SW | 1 | C | 0 | 3 | 4 | 2 | 3.8 | ⌓ an |
| 29 | 5.2 | 9.6 | 5.4 | 9.6 | **2.0** | S | 2 | S | 2 | S | 1 | 0 | 0 | 0 | — | ⌓ an |
| 30 | 7.6 | 10.0 | 9.2 | 10.0 | 4.0 | E | 1 | NE | 3 | N | 3 | 5 | 9 | 10 | — | ● 10p-MN; ⌓ an |
| 31 | 7.2 | 8.5 | 4.6 | 10.0 | 4.0 | W | 3 | SW | 2 | N | 2 | 8 | 5 | 10 | 6.7 | ● MN-4a, ●² 5p10-8p45 |
| Pro. Mit | 7.0 | 9.3 | 7.3 | 9.9 | 5.3 | | 1.3 | | 1.8 | | 1.3 | 7.4 | 7.0 | 6.9 | 362.6 | |

**EL TENIENTE** (H = 2134 m) **AGOSTO 1912** φ = 34° 6′ S λ = 70° 38′

| | | | | | | | | | | | | | | | | |
|---|---|---|---|---|---|---|---|---|---|---|---|---|---|---|---|---|
| 1 | 3.5 | 8.2 | 6.8 | 10.2 | -7.3 | NE | 2 | NE | 2 | W | 2 | 8² | 10² | 10² | — | |
| 2 | 6.0 | 3.4 | -0.5 | 9.2 | -6.8 | SE | 2 | NE | 2 | SE | 3 | 10² | 10² | 10² | — | ✳ II-MN |
| 3 | -2.4 | 1.1 | -1.2 | 2.5 | -9.0 | SW | 3 | W | 2 | NE | 3 | 10² | 10² | 10² | 15.5 | ✳ todo el dia |
| 4 | -1.5 | 0.5 | 0.2 | 1.8 | -8.5 | WNW | 3 | NW | 2 | SW | 2 | 10² | 10² | 10² | 31.4 | ✳ todo el dia |
| 5 | 1.8 | 6.6 | 5.5 | 8.3 | -6.4 | SE | 2 | ESE | 2 | SW | 2 | 4¹ | 1² | 0 | 17.0 | |
| 6 | 6.8 | 4.3 | 2.5 | 9.6 | -6.4 | SE | 3 | SE | 2 | SE | 4 | 4² | 8² | 10² | — | |
| 7 | 1.3 | 4.0 | 1.6 | 4.4 | -7.4 | SE | 2 | W | 3 | SE | 2 | 10² | 9² | 3¹ | — | △¹ 1p |
| 8 | -1.0 | 0.8 | 0.1 | 2.6 | -7.8 | WSW | 2 | SE | 2 | SE | 4 | 10² | 8² | 0 | 1.3 | ✳ |
| 9 | -0.6 | 4.0 | -2.0 | 6.1 | -8.5 | E | 2 | NW | 2 | E | 2 | 0 | 2² | 0 | 7.0 | |
| 10 | -3.2 | 2.1 | -0.8 | 3.3 | -10.4 | NE | 3 | SE | 3 | E | 3 | 0 | 1² | 0 | — | |
| 11 | 2.2 | 9.2 | 8.7 | 10.4 | -7.2 | NE | 2 | SE | 2 | E | 3 | 0 | 2⁰ | 0 | — | |
| 12 | 9.6 | 14.2 | 11.2 | **15.0** | 0.5 | NE | 3 | E | 3 | NE | 2 | 5² | 8¹ | 0 | — | |
| 13 | 10.2 | 11.0 | 4.0 | 13.0 | 0.8 | W | 3 | SE | 5 | E | 4 | 9² | 10² | 10² | — | ✳ n; ⌜ al W 9p; ↙ SE |
| 14 | -0.2 | 1.6 | -0.8 | 4.8 | -7.5 | W | 2 | NE | 3 | SE | 3 | 10² | 8² | 0 | 26.0 | ✳² todo el dia |
| 15 | -0.8 | -0.7 | -1.2 | 1.5 | -7.6 | SE | 3 | SE | 4 | SE | 3 | 9¹ | 10² | 10² | 15.3 | ✳ todo el dia |
| 16 | -0.7 | 2.7 | 2.2 | 5.0 | -8.6 | NE | 3 | SW | 3 | WSW | 3 | 5¹ | 5⁰ | 8² | **40.0** | |
| 17 | 2.6 | 0.7 | 1.8 | 5.8 | -6.3 | SE | 2 | SW | 3 | SW | 3 | 10² | 10² | 10² | — | ✳ 10a-2p |
| 18 | -2.0 | -0.1 | -1.6 | 3.4 | -7.5 | SW | 2 | N | 2 | NE | 2 | 10² | 10² | 10² | 2.7 | ✳ todo el dia |
| 19 | -3.9 | -3.4 | -3.8 | -1.2 | -10.5 | SW | 3 | NE | 2 | E | 3 | 10² | 10² | 8² | 27.5 | ✳ todo el dia |
| 20 | -0.2 | -1.4 | -4.8 | *-0.2* | -10.0 | NE | 3 | SW | 2 | NE | 2 | 10¹ | 10² | 8 | 22.5 | ✳ 7a-9p |
| 21 | -2.4 | 3.1 | 0.4 | 4.1 | **-18.0** | E | 3 | SE | 2 | NE | 3 | 0 | 3¹ | 5¹ | 10.4 | |
| 22 | 1.7 | 7.8 | 7.8 | 9.4 | -7.0 | NE | 3 | SW | 2 | SE | 4 | 0 | 0 | 0 | — | ⌣ n |
| 23 | 9.2 | 10.9 | 12.0 | 13.8 | -0.5 | NE | 3 | NE | 4 | SE | 3 | 0 | 0 | 0 | — | |
| 24 | 9.8 | 11.3 | 10.2 | 14.8 | 1.0 | E | 4 | NE | 4 | E | 3 | 0 | 0 | 0 | — | |
| 25 | 8.4 | 11.3 | 8.4 | 12.5 | 0.1 | NE | 3 | NE | 2 | E | 3 | 0 | 0 | 3⁰ | — | ⌓ n |
| 26 | 6.9 | 8.8 | 6.6 | 10.9 | 2.5 | SE | 3 | SW | 1 | NE | 3 | 8² | 10² | 10² | — | |
| 27 | 7.2 | 7.4 | 3.8 | 10.8 | 0.5 | SW | 2 | NW | 1 | SW | 2 | 9 | 1 | 0 | — | |
| 28 | 2.8 | 4.9 | 4.2 | 9.8 | -0.5 | SW | 2 | NW | 1 | NE | 2 | 5 | 5 | 3 | — | |
| 29 | 3.8 | 4.0 | 5.2 | 9.7 | -3.5 | SE | 2 | NE | 3 | NE | 4 | 1 | 0 | 0 | — | |
| 30 | 3.2 | 8.3 | 4.8 | 9.3 | -3.8 | NE | 3 | NE | 3 | E | 4 | 0 | 0 | 0 | — | |
| 31 | 4.2 | 10.6 | 5.4 | 11.6 | -1.5 | E | 3 | NE | 2 | NE | 3 | 0 | 1⁰ | 0 | — | |
| Pro. Mit. | 2.7 | 5.1 | 3.1 | 7.5 | -5.4 | | 2.6 | | 2.5 | | 2.9 | 5.4 | 5.5 | 4.5 | 216.6 | |

## NGOL (H = 82 m) — AGOSTO 1912 — φ = 37° 49′ S — λ = 72° 43′ W

| Temperatura del aire Lufttemperatur C° 7a | 2p | 9p | Max. | Min. | Dirección y fuerza del viento Richtung und Stärke des Windes 0—12 B 7a | | 2p | | 9p | | Nebulosidad Bewölkugn 0—10 7a | 2p | 9p | Agua caída Niederschlag mm 7a-7a | Notas Bemerkungen |
|---|---|---|---|---|---|---|---|---|---|---|---|---|---|---|---|
| 4.5 | 12.0 | 5.0 | 12.2 | 4.5 | C | 0 | C | 0 | C | 0 | 6 | 5 | 8 | 2.5 | |
| 5.0 | 10.4 | 9.0 | 12.5 | 4.5 | C | 0 | N | 4 | N | 4 | 10 | 10 | 10 | — | ●² 8p-10p; ≡ a |
| 9.0 | 10.8 | 6.5 | 12.0 | 6.5 | N | 2 | C | 0 | W | 3 | 10 | 10 | 10 | 12.2 | ●¹ 1a-6p |
| 3.5 | 9.8 | 3.8 | 10.2 | 3.5 | C | 0 | C | 0 | C | 0 | 8 | 5 | 0 | 26.5 | |
| 0.0 | 12.0 | 6.5 | 14.0 | **0.0** | C | 0 | C | 0 | C | 0 | 1 | 0 | 2 | — | ⌊ |
| 5.8 | 10.4 | 9.5 | 10.5 | 5.0 | C | 0 | N | 4 | N | 5 | 10 | 10 | 10 | — | ● ch y ↙ |
| 9.5 | 12.0 | 9.2 | 14.0 | 9.2 | N | 5 | N | 2 | N | 3 | 10 | 10 | 10 | 1.0 | ●² ch todo el dia |
| 4.8 | 16.0 | 9.5 | 17.2 | 4.8 | C | 0 | C | 0 | C | 0 | 5 | 0 | 8 | 22.2 | |
| 4.0 | 16.8 | 9.6 | 18.0 | 3.5 | C | 0 | C | 0 | C | 0 | 0 | 0 | 0 | — | |
| 0.8 | 9.8 | 5.5 | 12.0 | 0.5 | C | 0 | C | 0 | C | 0 | 0 | 10 | 2 | — | |
| 2.1 | 12.4 | 7.0 | 12.5 | 2.0 | C | 0 | C | 0 | C | 0 | 10 | 5 | 0 | — | |
| 0.2 | 14.4 | 9.0 | 15.0 | 0.2 | C | 0 | C | 0 | NE | 3 | 4 | 0 | 4 | — | |
| 6.5 | 10.8 | 10.5 | 12.0 | 6.0 | N | 5 | N | 4 | N | 3 | 10 | 10 | 10 | — | ●¹ 11a30-10p30 |
| 10.2 | 11.0 | 8.5 | 11.2 | 8.4 | N | 2 | N | 1 | N | 1 | 8 | 10 | 10 | **52.0** | ● ch todo el dia |
| 8.8 | 14.2 | 5.5 | 14.2 | 5.2 | N | 3 | C | 0 | C | 0 | 10 | 2 | 0 | 21.3 | ●⁰ 6a |
| 4.2 | 11.4 | 6.1 | 13.0 | 3.5 | C | 0 | N | 1 | C | 0 | 5 | 10 | 4 | — | |
| 0.3 | 10.8 | 6.0 | 11.2 | **0.0** | C | 0 | N | 1 | C | 0 | 2 | 10 | 8 | — | ⌊ |
| 2.8 | 10.5 | 3.2 | 12.0 | 2.5 | C | 0 | C | 0 | C | 0 | 6 | 5 | 6 | — | ≡⁰ |
| 2.6 | 10.0 | 6.1 | 11.5 | 2.0 | C | 0 | C | 0 | C | 0 | 10 | 5 | 10 | — | ● ch todo el dia |
| 2.2 | 13.0 | 4.2 | 13.4 | 1.5 | C | 0 | C | 0 | C | 0 | 5 | 0 | 6 | 2.0 | |
| 0.8 | 11.6 | 4.8 | 12.0 | 0.5 | C | 0 | C | 0 | C | 0 | 10 | 8 | 10 | — | ≡ |
| 6.2 | 12.2 | 7.2 | 12.5 | 4.0 | C | 0 | C | 0 | C | 0 | 10 | 10 | 2 | — | |
| 6.8 | 14.4 | 11.8 | 17.0 | 4.5 | C | 0 | C | 0 | C | 0 | 8 | 5 | 0 | — | |
| 8.4 | 13.0 | 8.4 | 18.0 | 7.5 | C | 0 | C | 0 | C | 0 | 10 | 0 | 5 | — | |
| 7.0 | 15.8 | 9.8 | 18.0 | 6.2 | C | 0 | C | 0 | C | 0 | 10 | 0 | 2 | — | |
| 7.5 | 18.0 | 8.0 | 18.0 | 6.1 | C | 0 | C | 0 | C | 0 | 8 | 0 | 1 | — | |
| 6.5 | 11.8 | 6.8 | 13.0 | 5.0 | C | 0 | S | 1 | S | 2 | 2 | 0 | 0 | — | |
| 6.5 | 13.6 | 8.4 | 17.6 | 5.5 | S | 4 | S | 3 | S | 5 | 0 | 0 | 0 | — | |
| 6.8 | 16.0 | 9.0 | 16.8 | 5.2 | S | 2 | S | 3 | S | 2 | 0 | 0 | 0 | — | |
| 8.5 | 16.4 | 10.0 | 17.2 | 6.2 | S | 6 | S | 3 | S | 3 | 0 | 0 | 0 | — | |
| 7.6 | 20.8 | 7.2 | **21.0** | 7.0 | C | 0 | S | 1 | S | 2 | 0 | 0 | 0 | — | |
| 5.1 | 13.0 | 7.5 | 14.2 | 4.2 | | 0.9 | | 0.9 | | 1.2 | 6.1 | 4.5 | 4.5 | 139.7 | |

## ELINKA (H = 5 m) — AGOSTO 1912. — φ = 43° 54′ S — λ = 73° 46′ W

| | | | | | | | | | | | | | | | |
|---|---|---|---|---|---|---|---|---|---|---|---|---|---|---|---|
| 5.2 | 7.8 | 6.2 | 8.0 | 3.5 | WSW | 2 | NW | 1 | N | 3 | 7 | 9 | 10 | 9.3 | ● 0a30-7a, ● ch 9a-1p10, ●¹ 7p-MN |
| 8.0 | 7.8 | 5.0 | 8.5 | 5.0 | W | 3 | SW | 2 | S | 2 | 9 | 3 | 0 | 32.3 | ●¹ MN-7a |
| 3.6 | 6.1 | 4.6 | 6.5 | 3.5 | S | 2 | S | 2 | S | 3 | 0 | 0 | 0 | — | |
| 3.8 | 4.6 | 4.3 | 7.0 | 2.5 | SSE | 1 | SSE | 1 | SE | 2 | 0 | 0 | 0 | — | ⌊ an |
| 2.8 | 6.4 | 4.7 | 7.0 | **1.5** | S | 1 | S | 2 | S | 2 | 0 | 0 | 0 | — | ⌊ an |
| 5.0 | 9.5 | 6.7 | 9.5 | **1.5** | SSE | 2 | SSE | 3 | SE | 2 | 0 | 0 | 0 | — | |
| 6.1 | 10.3 | 4.1 | 10.3 | 3.0 | S | 1 | SE | 1 | C | 0 | 7 | 6 | 0 | — | |
| 5.0 | 8.7 | 5.0 | 10.0 | 4.0 | S | 1 | C | 0 | W | 1 | 0 | 0 | 9 | — | ⌊ an |
| 7.6 | 8.7 | 8.4 | 9.0 | 4.0 | N | 1 | N | 1 | N | 1 | 10 | 10 | 10 | 1.9 | ●⁰ 3a-7a |
| 9.1 | 10.1 | 8.7 | 10.0 | 7.5 | N | 1 | NW | 2 | NW | 2 | 10 | 10 | 10 | 23.0 | ● an, ‖ en el día, ●² 9p-MN |
| 8.2 | 9.0 | 9.3 | 10.0 | 7.0 | N | 6 | N | 5 | NW | 3 | 10 | 10 | 10 | 24.1 | ●² MN-6a, 9a15-1p30 |
| 8.7 | 9.4 | 9.0 | 10.0 | 7.0 | N | 2 | N | 3 | N | 4 | 10 | 10 | 10 | 13.5 | ● 7a15-4p30, 9p-MN |
| 9.2 | 9.5 | 9.8 | 10.5 | 8.0 | NNE | 2 | N | 3 | N | 5 | 8 | 10 | 10 | 13.2 | ● 2p-6p30, ●² 9p-MN; (grandes mareas) |
| 9.3 | 10.1 | 9.8 | 11.0 | 8.0 | N | 4 | N | 5 | N | 4 | 9 | 8 | 10 | 14.6 | ● ch 8a-1p10, 2p30-4p30, ‖ 9p-10p30; ⌈ cercana W-E 10a8- |
| 7.9 | 9.8 | 7.4 | 10.3 | 5.4 | NW | 1 | N | 2 | NNW | 2 | 7 | 9 | 10 | 13.4 | ●² ch 11a-2p [10a29 relámpagos amarillos; ⌒ al SE 1p25 |
| 7.1 | 6.4 | 5.2 | 8.5 | 5.0 | ENE | 2 | E | 3 | ESE | 2 | 5 | 10 | 9 | 7.9 | ● 10a-7p30 |
| 5.2 | 8.4 | 6.3 | 9.5 | 3.5 | NW | 1 | WSW | 1 | SW | 2 | 8 | 5 | 6 | 11.2 | ● 0p30-2p; ⌒ al SE 2p |
| 5.7 | 10.5 | 7.8 | 10.5 | 4.5 | S | 2 | S | 2 | SE | 3 | 4 | 0 | 3 | 3.4 | ● ch 1a-2a30 |
| 8.7 | 10.0 | 9.8 | 11.4 | 5.5 | SE | 2 | ESE | 2 | ENE | 1 | 4 | 7 | 9 | — | |
| 6.2 | 12.0 | 8.1 | **12.0** | 3.5 | C | 0 | E | 1 | C | 0 | 2 | 2 | 9 | — | ● ch 7p20-8p, ● 9p11p30; ⌓ an |
| 5.8 | 9.8 | 6.7 | 10.0 | 5.0 | N | 5 | WNW | 4 | W | 1 | 10 | 7 | 5 | 7.0 | ● ch n-6p15, 9p30-11p45; relámpagos amarillos al NNE 7p10 |
| 7.2 | 10.4 | 9.3 | 10.5 | 5.0 | N | 2 | WNW | 3 | W | 1 | 10 | 10 | 9 | 12.1 | ●¹ 7a-3p15 |
| 10.3 | 11.0 | 10.6 | 11.0 | 9.4 | NW | 2 | NW | 2 | WNW | 4 | 10 | 10 | 10 | 32.9 | ● 1a-11p45 |
| 8.7 | 10.6 | 7.5 | 10.6 | 7.5 | W | 2 | WSW | 3 | W | 3 | 5 | 6 | 7 | **40.9** | ● ch 5p20-7p15, 9p30-11p30 |
| 6.4 | 9.0 | 6.2 | 9.5 | 5.5 | W | 1 | W | 2 | C | 0 | 8 | 7 | 8 | 3.4 | ● ch 8a-11a10; ⌓ 8p10 |
| 5.4 | 8.9 | 6.8 | 9.4 | 4.5 | S | 2 | S | 2 | S | 1 | 1 | 2 | 5 | 1.3 | ⌓ an |
| 5.1 | 8.5 | 3.8 | 9.5 | 3.0 | C | 0 | SE | 2 | C | 0 | 0 | 7 | 1 | — | ⌓ an |
| 3.4 | 9.9 | 3.5 | 10.0 | **1.5** | C | 0 | E | 1 | C | 0 | 0 | 3 | 2 | — | ⌊ an; ⊕ 11a15 |
| 4.9 | 9.8 | 4.0 | 10.0 | 2.4 | C | 0 | S | 1 | S | 1 | 2 | 0 | 0 | — | ⌊ an |
| 6.3 | 10.5 | 3.8 | 11.0 | 3.0 | S | 2 | S | 1 | C | 0 | 0 | 0 | 1 | — | ⌓ |
| 7.9 | 10.8 | 8.2 | 11.0 | 2.4 | E | 2 | E | 2 | C | 0 | 3 | 8 | 8 | — | ⌓; ⊕ 10a30 |
| 6.6 | 9.2 | 6.8 | 9.7 | 4.6 | | 1.8 | | 2.1 | | 1.8 | 5.1 | 5.5 | 5.8 | 265.4 | |

**EL TENIENTE** (H = 2134 m) **SEPTIEMBRE 1912** φ = 34° 6′ S λ = 70° 38′

| Día / Tag | Temperatura del aire / Lufttemperatur C° 7a | 2p | 9p | Max. | Min. | Dirección y fuerza del viento / Richtung und Stärke des Windes 0—12 B. 7a | | 2p | | 9p | | Nebulosidad / Bewölkung 0—10 7a | 2p | 9p | Agua caída / Niederschlag mm 7a-7a | Notas / Bemerkungen |
|---|---|---|---|---|---|---|---|---|---|---|---|---|---|---|---|---|
| 1 | 7.8 | 13.2 | 8.6 | 13.6 | -1.2 | NE | 2 | NE | 3 | E | 3 | 1⁰ | 0 | 0 | — | |
| 2 | 8.8 | 12.7 | 8.0 | 15.0 | 1.2 | NE | 3 | N | 2 | E | 3 | 0 | 0 | 0 | — | |
| 3 | 7.4 | 8.4 | 10.3 | 15.2 | 0.3 | ESE | 3 | NE | 3 | NE | 2 | 0 | 0 | 0 | — | ∞ al W 2 |
| 4 | 11.7 | 16.6 | 10.2 | 17.8 | 3.5 | SE | 4 | NE | 3 | NE | 2 | 0 | 2⁰ | 0 | — | |
| 5 | 7.7 | 12.3 | 5.5 | 14.4 | -1.0 | NE | 3 | SW | 3 | NE | 4 | 2⁰ | 5⁰ | 0 | — | |
| 6 | 3.2 | 8.8 | 5.4 | 10.0 | -4.0 | SE | 2 | SW | 3 | SE | 4 | 0 | 5¹ | 0 | — | |
| 7 | 4.9 | 11.7 | 9.8 | 12.4 | -2.5 | NE | 6 | NW | 3 | NE | 4 | 0 | 0 | 0 | — | |
| 8 | 4.2 | 9.4 | 4.2 | 12.8 | -3.0 | SE | 2 | NW | 3 | NE | 3 | 0 | 0 | 0 | — | ≡ n-0p35 |
| 9 | -2.1 | 3.4 | 3.0 | 11.0 | -9.6 | SE | 2 | SW | 3 | NE | 3 | 0 | 0 | 0 | — | |
| 10 | 4.0 | 5.4 | 5.3 | 9.1 | -5.5 | SE | 3 | WSW | 2 | SE | 3 | 0 | 5¹ | 0 | — | |
| 11 | 5.0 | 11.9 | 6.8 | 13.5 | -5.0 | SE | 2 | SW | 3 | NE | 3 | 0 | 0 | 0 | — | |
| 12 | 9.4 | 10.8 | 9.0 | 14.2 | 0.0 | NE | 3 | SW | 3 | NE | 2 | 10² | 10¹ | 10¹ | — | |
| 13 | 8.8 | 11.0 | 10.2 | 13.1 | 0.0 | NE | 2 | ENE | 2 | SE | 2 | 6¹ | 9² | 10¹ | — | |
| 14 | 10.5 | 16.5 | 10.8 | 18.0 | 2.2 | SE | 2 | NE | 3 | NE | 3 | 0 | 0 | 0 | — | |
| 15 | 10.9 | 14.0 | 8.0 | 15.2 | 1.5 | NE | 3 | SW | 2 | NE | 3 | 5⁰ | 8¹ | 10² | — | ●² gt n |
| 16 | 4.4 | -1.4 | -0.5 | 9.0 | -8.5 | SW | 2 | SE | 2 | SW | 2 | 9² | 10² | 10² | 0.0 | ✳ 10a-2p; ⊠ 0,5 |
| 17 | 1.8 | 6.1 | 2.6 | 6.8 | -6.0 | NE | 2 | W | 2 | NE | 2 | 9² | 9² | 8² | 3.5 | |
| 18 | 2.8 | 8.4 | 4.2 | 10.8 | -4.5 | SW | 3 | SW | 3 | SW | 2 | 0 | 6 | 5 | — | ⊃ n |
| 19 | 0.0 | 8.6 | 3.0 | 10.5 | -6.5 | NE | 1 | SW | 2 | E | 3 | 0 | 1⁰ | 0 | — | |
| 20 | 4.6 | 13.0 | 9.0 | 14.1 | -4.0 | SE | 3 | SE | 3 | E | 4 | 0 | 0 | 0 | — | |
| 21 | 10.6 | 13.5 | 9.0 | 16.4 | 2.5 | SE | 3 | NW | 3 | E | 3 | 9² | 6¹ | 0 | — | |
| 22 | 11.0 | 11.2 | 11.4 | 14.0 | 2.8 | SW | 2 | SW | 3 | E | 3 | 10² | 9² | 10² | — | |
| 23 | 10.8 | 12.7 | 10.2 | 13.8 | 3.0 | SW | 2 | NE | 3 | NE | 2 | 10² | 9² | 5² | — | |
| 24 | 14.2 | 17.0 | 9.2 | **19.3** | 2.5 | SE | 3 | W | 3 | E | 3 | 5¹ | 4¹ | 9² | — | ⊃ n |
| 25 | 0.4 | 1.4 | 2.6 | 11.2 | -6.5 | W | 4 | SE | 4 | NE | 2 | 10² | 10² | 4¹ | 7.3 | ●² am, ||| am, ✳; ⊠ 0,6 |
| 26 | 5.5 | 10.4 | 7.2 | 11.5 | -4.0 | S | 2 | SW | 3 | NE | 3 | 0 | 2¹ | 0 | **7.8** | |
| 27 | 8.6 | 13.8 | 9.0 | 14.8 | 0.0 | NE | 3 | W | 2 | NE | 4 | 0 | 2¹ | 0 | — | |
| 28 | 11.0 | 16.5 | 10.9 | 19.0 | -2.4 | NE | 3 | SW | 3 | NE | 3 | 1⁰ | 6¹ | 0 | — | |
| 29 | 9.6 | 8.4 | 0.0 | 13.0 | -6.2 | SE | 2 | SW | 3 | NE | 1 | 5 | 9 | 9 | — | ≡ 10a30-MD |
| 30 | -3.4 | -1.0 | -2.1 | 9.0 | **-10.0** | NW | 2 | SW | 2 | NE | 1 | 1⁰ | 1⁰ | 1 | 0.0 | ✳ 2a-6p |
| Pro. Mit | 6.5 | 10.2 | 6.7 | 13.3 | -2.4 | | 2.6 | | 2.7 | | 2.7 | 3.1 | 4.3 | 3.0 | 18.6 | |

**ANGOL** (H = 82 m) **SEPTIEMBRE 1912** φ = 37° 49′ S λ = 72° 43′ W

| | | | | | | | | | | | | | | | | |
|---|---|---|---|---|---|---|---|---|---|---|---|---|---|---|---|---|
| 1 | 4.6 | 19.4 | 11.8 | 20.2 | 4.2 | S | 1 | S | 4 | C | 0 | 3 | 1 | 0 | — | |
| 2 | 8.8 | 17.4 | 11.6 | 18.5 | 8.5 | SW | 4 | S | 4 | S | 5 | 8 | 0 | 0 | — | |
| 3 | 6.8 | 19.4 | 6.5 | 21.8 | 6.2 | C | 0 | S | 1 | C | 0 | 0 | 0 | 0 | — | |
| 4 | 8.8 | 16.6 | 9.9 | 17.8 | 8.4 | C | 0 | S | 5 | SW | 3 | 0 | 4 | 4 | — | |
| 5 | 8.8 | 16.2 | 10.0 | 17.0 | 8.2 | C | 0 | S | 4 | S | 2 | 0 | 0 | 0 | — | |
| 6 | 8.2 | 18.4 | 9.0 | 19.8 | 8.0 | S | 6 | S | 4 | C | 0 | 5 | 0 | 0 | — | |
| 7 | 10.2 | 20.0 | 15.5 | 21.8 | 8.0 | S | 5 | S | 8 | S | 4 | 0 | 0 | 0 | — | |
| 8 | 16.0 | 20.4 | 12.2 | 22.5 | 10.4 | C | 0 | C | 0 | C | 0 | 0 | 0 | 0 | — | |
| 9 | 3.8 | 17.8 | 10.8 | 20.0 | **2.0** | C | 0 | NW | 2 | C | 0 | 10 | 2 | 0 | — | ⊃ |
| 10 | 7.0 | 17.4 | 9.8 | 19.0 | 4.5 | C | 0 | C | 0 | C | 0 | 0 | 0 | 0 | — | |
| 11 | 8.0 | 18.4 | 7.8 | 20.0 | 4.0 | C | 0 | C | 0 | C | 0 | 0 | 0 | 0 | — | ⊃ |
| 12 | 6.4 | 11.0 | 10.8 | 12.8 | 4.0 | C | 0 | C | 0 | C | 0 | 0 | 10 | 8 | — | ⊃ |
| 13 | 8.6 | 19.4 | 12.8 | 20.0 | 4.5 | C | 0 | C | 0 | C | 0 | 0 | 0 | 0 | — | ⊃ |
| 14 | 11.0 | 17.2 | 10.8 | 19.2 | 9.0 | C | 0 | S | 2 | C | 0 | 0 | 5 | 8 | — | ⊃ |
| 15 | 10.4 | 17.4 | 10.0 | 19.0 | 8.0 | N | 2 | S | 1 | S | 1 | 10 | 0 | 0 | — | |
| 16 | 5.0 | 15.6 | 6.0 | 18.8 | 3.5 | C | 0 | C | 0 | C | 0 | 10 | 5 | 0 | — | |
| 17 | 3.2 | 14.4 | 7.4 | 16.0 | 2.5 | C | 0 | C | 0 | C | 0 | 0 | 5 | 0 | — | ⊃ |
| 18 | 7.8 | 16.4 | 7.4 | 17.0 | 6.8 | C | 0 | C | 0 | C | 0 | 0 | 0 | 0 | — | |
| 19 | 8.0 | 13.2 | 7.6 | 15.2 | 5.0 | C | 0 | C | 0 | S | 1 | 0 | 5 | 0 | — | |
| 20 | 9.0 | 18.2 | 11.8 | 19.0 | 5.2 | S | 2 | S | 2 | C | 0 | 0 | 0 | 0 | — | |
| 21 | 4.2 | 22.8 | 10.0 | **25.0** | **2.0** | C | 0 | C | 0 | C | 0 | 5 | 0 | 0 | — | ⊃ |
| 22 | 5.0 | 20.0 | 12.0 | 23.0 | 2.5 | C | 0 | S | 1 | C | 0 | 10 | 0 | 0 | — | ⊃ |
| 23 | 8.8 | 19.2 | 14.6 | 21.0 | 8.5 | C | 0 | C | 0 | C | 0 | 0 | 5 | 0 | — | |
| 24 | 14.4 | 20.6 | 12.2 | 22.4 | 11.5 | S | 1 | S | 4 | S | 1 | 5 | 0 | 10 | — | |
| 25 | 9.8 | 16.6 | 11.8 | 17.0 | 9.5 | C | 0 | C | 0 | C | 0 | 10 | 10 | 0 | — | |
| 26 | 9.0 | 20.0 | 12.2 | 21.8 | 7.5 | C | 0 | C | 0 | S | 1 | 10 | 0 | 0 | — | ⊃ |
| 27 | 10.0 | 20.4 | 13.2 | 21.0 | 7.2 | C | 0 | C | 0 | C | 0 | 8 | 0 | 0 | — | |
| 28 | 8.4 | 24.2 | 12.0 | 24.5 | 4.2 | C | 0 | S | 1 | C | 0 | 8 | 5 | 2 | — | ⊃ |
| 29 | 10.2 | 10.4 | 9.8 | 13.5 | 8.2 | N | 4 | N | 6 | N | 2 | 10 | 10 | 10 | — | ●² 7a30-8p |
| 30 | 9.2 | 16.5 | 7.2 | 17.5 | 7.0 | C | 0 | C | 0 | C | 0 | 10 | 10 | 0 | **28.0** | ||| ¹ 8a |
| Pro. Mit. | 8.3 | 17.8 | 10.5 | 19.4 | 6.3 | | 0.8 | | 1.6 | | 0.7 | 4.1 | 2.6 | 1.3 | 28.0 | |

**ELINKA** (H = 5 m) · **SEPTIEMBRE 1912** · φ = 43° 54′ S λ = 73° 46′ W

| Temperatura del aire Lufttemperatur C° | | | | | Dirección y fuerza del viento Richtung und Stärke des Windes 0—12 B | | | | | | Nebulosidad Bewölkung 0—10 | | | Agua caída Niederschlag mm | Notas Bemerkungen |
|---|---|---|---|---|---|---|---|---|---|---|---|---|---|---|---|
| 7a | 2p | 9p | Max. | Min. | 7a | | 2p | | 9p | | 7a | 2p | 9p | 7a-7a | |
| 8.2 | 10.6 | 7.5 | 12.4 | 7.5 | W | 1 | W | 2 | NW | 1 | 6 | 7 | 10 | 7.9 | ●² MN-3a30, ● ch 10a30-6p30 |
| 6.2 | 9.7 | 6.5 | 10.5 | 4.5 | SW | 1 | S | 2 | S | 2 | 5 | 4 | 0 | 1.2 | SH |
| 5.3 | 10.5 | 6.5 | 11.5 | 5.0 | S | 2 | S | 2 | C | 0 | 7 | 6 | 10 | — | ⊅ n |
| 6.7 | 7.6 | 9.4 | 11.4 | 4.6 | N | 1 | N | 2 | N | 3 | 9 | 10 | 10 | — | ●¹ 10a25-8p30; ⊅ n |
| 8.6 | 9.4 | 5.4 | 10.3 | 5.0 | WSW | 2 | SW | 2 | C | 0 | 7 | 5 | 4 | 14.8 | |
| 7.1 | 10.2 | 6.3 | 10.2 | 5.0 | S | 4 | S | 3 | S | 2 | 0 | 0 | 0 | — | |
| 5.7 | 10.5 | 8.0 | 10.5 | 2.5 | S | 2 | S | 4 | S | 2 | 4 | 0 | 0 | — | ⊅ n |
| 7.0 | 11.7 | 8.0 | 12.5 | 6.4 | S | 2 | S | 1 | S | 1 | 4 | 1 | 0 | — | ⊅ ⊅ n |
| 7.4 | 11.2 | 8.1 | 12.5 | 6.0 | S | 2 | S | 1 | S | 1 | 0 | 0 | 0 | — | ⊅ ⊅ n |
| 6.8 | 12.7 | 7.0 | **14.0** | 3.5 | S | 2 | E | 1 | C | 0 | 0 | 3 | 0 | — | ⊅ n |
| 8.9 | 11.7 | 7.9 | 12.5 | 6.0 | ENE | 1 | ENE | 1 | N | 1 | 10 | 8 | 2 | — | |
| 9.2 | 9.7 | 9.3 | 10.5 | 6.5 | N | 2 | N | 3 | N | 2 | 10 | 10 | 10 | — | ●¹ 7a40-10p45; ⊅ n |
| 8.1 | 10.0 | 4.9 | 10.0 | 4.5 | C | 0 | WSW | 1 | C | 0 | 10 | 8 | 0 | 35.2 | |
| 7.4 | 11.0 | 7.2 | 11.5 | **2.0** | C | 0 | NE | 2 | N | 1 | 2 | 5 | 9 | — | ⊏ n; ⊕ 10a40 |
| 8.1 | 11.0 | 5.6 | 12.0 | 5.5 | N | 2 | SW | 2 | SW | 2 | 9 | 2 | 0 | — | ● ch 7a40-8a15 |
| 5.8 | 9.2 | 6.7 | 9.5 | 3.0 | C | 0 | WSW | 2 | N | 1 | 10 | 8 | 10 | 1.1 | ● ◠ 7a10-10a45, ●² ch 9p-11p30 |
| 5.6 | 9.7 | 5.1 | 11.0 | 3.5 | SW | 1 | SW | 1 | SW | 1 | 5 | 4 | 3 | 13.3 | ◠ al SW 8a20 |
| 5.4 | 9.4 | 6.5 | 10.0 | 2.6 | C | 0 | W | 1 | W | 1 | 6 | 3 | 9 | — | ● 9p10-10p30; ⊅ n |
| 7.0 | 11.0 | 7.8 | 11.5 | 4.5 | N | 1 | W | 1 | W | 1 | 10 | 8 | 6 | 5.0 | ● 7a10-10a30, ● ch 3p15-4p45, ● 9p30-10p15; ◠ al ENE 4p20 |
| 8.2 | 9.8 | 7.6 | 11.5 | 5.5 | C | 0 | N | 2 | N | 1 | 6 | 8 | 6 | 9.8 | ● ch 9a-9a45 |
| 7.2 | 10.9 | 7.5 | 12.0 | 4.5 | E | 1 | C | 0 | C | 0 | 5 | 7 | 8 | 0.5 | ● 11p-MN; ⊅ n; ⊕ 10a45 |
| 8.2 | 8.6 | 9.0 | 9.5 | 7.0 | N | 4 | N | 4 | N | 2 | 10 | 10 | 6 | 5.0 | ●¹ MN-3a, 7a-1p10, 2p10-7p, 9p45-MN |
| 9.1 | 10.0 | 7.2 | 11.3 | 7.0 | NW | 1 | W | 2 | C | 0 | 10 | 7 | 5 | 29.3 | ●² ch 7a30-10a45 |
| 7.2 | 11.2 | 6.7 | 11.2 | 5.5 | C | 0 | S | 2 | S | 2 | 8 | 2 | 5 | 2.5 | ⊅ n |
| 7.5 | 9.7 | 9.0 | 10.0 | 5.0 | C | 0 | NW | 2 | NW | 2 | 9 | 10 | 9 | — | ● 8a45-1p15, ● ch 2p30-5p, ●² 9p-MN |
| 9.4 | 9.8 | 7.3 | 10.2 | 7.3 | W | 3 | SW | 3 | C | 0 | 10 | 8 | 10 | 18.5 | ●² MN-1a, ● ch 8a30-11a45 |
| 7.1 | 10.2 | 9.2 | 11.3 | 6.0 | ENE | 1 | ENE | 1 | N | 1 | 9 | 7 | 9 | 2.6 | |
| 9.8 | 10.6 | 9.6 | 13.5 | 5.4 | NE | 1 | NE | 1 | N | 3 | 8 | 10 | 10 | — | ●² 2p10-MN; ◠ al SW 1p45 |
| 9.5 | 11.0 | 9.4 | 12.3 | 9.0 | NNE | 2 | N | 4 | N | 3 | 9 | 9 | 10 | **41.4** | ●² MN-11p |
| 6.9 | 7.2 | 4.2 | 12.0 | 4.2 | W | 2 | SW | 2 | SW | 2 | 3 | 5 | 3 | 21.9 | |
| 7.5 | 10.2 | 7.3 | 11.3 | 5.2 | | 1.4 | | 1.9 | | 1.3 | 6.7 | 5.8 | 5.5 | 210.0 | |

**L TENIENTE** (H = 2134 m) · **OCTUBRE 1912** · φ = 34° 6′ S λ = 70° 38′ W

| | | | | | | | | | | | | | | | |
|---|---|---|---|---|---|---|---|---|---|---|---|---|---|---|---|
| 2.2 | 8.2 | 6.8 | 10.4 | -9.6 | SE | 1 | SE | 1 | SE | 2 | 1⁰ | 4¹ | 1⁰ | 2.2 | |
| 9.7 | 13.8 | 9.7 | 15 0 | 0.5 | E | 1 | NE | 2 | NE | 2 | 1⁰ | 2¹ | 0 | — | |
| 10.6 | 16.3 | 11.6 | 18.3 | 1.4 | SE | 2 | NW | 3 | SE | 3 | 1⁰ | 0 | 0 | — | |
| 12.4 | 16.0 | 10.7 | 17.6 | 3.6 | SE | 3 | NW | 2 | NE | 1 | 10² | 8² | 0 | — | |
| 10.2 | 14.2 | 10.0 | 14.8 | 1.9 | SE | 1 | SW | 2 | NE | 1 | 2⁰ | 1¹ | 0 | — | ∞² al W 1 |
| 9.5 | 15.1 | 9.4 | 16.6 | 0.9 | SE | 2 | NW | 2 | NE | 3 | 0 | 8² | 0 | — | ∞² al W 1 |
| 11.2 | 15.4 | 9.8 | 17.5 | 1.4 | SE | 1 | NW | 2 | SE | 4 | 1⁰ | 9¹ | 10² | — | |
| 9.1 | 12.4 | 11.0 | 15.9 | -0.4 | E | 1 | SW | 3 | NE | 2 | 9¹ | 10² | 10² | — | |
| 7.5 | 11.4 | 7.9 | 13.0 | -2.4 | SW | 2 | NW | 3 | NE | 1 | 10² | 10² | 10² | — | |
| 5.0 | 5.6 | 2.0 | 8.5 | -6.3 | SW | 3 | SW | 4 | SW | 4 | 8² | 10² | 4¹ | — | ≡² |
| 2.1 | 6.8 | 5.0 | 9.0 | **-9.8** | NE | 2 | SW | 3 | NE | 3 | 5⁰ | 5¹ | 0 | — | |
| 8.1 | 10.2 | 6.3 | 12.4 | -3.4 | NE | 3 | NW | 3 | E | 3 | 10² | 10² | 3¹ | — | |
| 9.8 | 8.6 | 8.8 | 14.8 | -2.1 | E | 1 | NW | 1 | SE | 2 | 1 | 5¹ | 0 | — | |
| 9.4 | 12.8 | 8.8 | 14.4 | -1.7 | NW | 1 | NW | 3 | NE | 3 | 9² | 9² | 1⁰ | — | |
| 10.2 | 15.8 | 11.6 | 16.8 | -2.7 | SE | 1 | NE | 2 | NE | 2 | 0 | 1⁰ | 2¹ | — | ⊅ n |
| 14.4 | 18.3 | 11.2 | 19.8 | 2.5 | SE | 2 | W | 3 | N | 2 | 1⁰ | 1⁰ | 0 | — | |
| 9.0 | 13.3 | 9.8 | 14.6 | 0.0 | SE | 2 | NNW | 3 | E | 4 | 0 | 4¹ | 5⁰ | — | ⊅ n |
| 9.8 | 13.2 | 8.2 | 14.2 | -1.0 | NE | 3 | NW | 3 | SE | 3 | 0 | 2¹ | 10² | — | |
| 9.1 | 13.7 | 9.0 | 14.6 | -2.5 | SE | 2 | NW | 3 | SE | 2 | 1¹ | 1⁰ | 0 | — | |
| 12.2 | 17.4 | 13.4 | 18.2 | 0.0 | NE | 2 | NW | 3 | E | 3 | 0 | 0 | 0 | — | |
| 14.2 | 18.8 | 12.8 | **20.2** | 4.4 | SE | 3 | W | 3 | SE | 2 | 0 | 0 | 0 | — | |
| 13.8 | 18.0 | 12.2 | 18.5 | 2.0 | SE | 2 | W | 3 | SW | 2 | 0 | 0 | 0 | — | |
| 14.3 | 17.8 | 12.4 | 18.8 | 4.0 | SE | 2 | NE | 2 | NE | 3 | 0 | 5¹ | 0 | — | |
| 14.0 | 16.9 | 11.4 | 18.3 | 2.6 | SE | 2 | WSW | 4 | NE | 3 | 3⁰ | 5¹ | 0 | — | |
| 11.8 | 13.1 | 9.4 | 16.0 | 1.0 | SE | 2 | NE | 3 | NE | 2 | 2¹ | 8¹ | 9² | — | |
| 7.3 | 11.9 | 5.4 | 13.2 | -4.5 | SE | 3 | W | 4 | S | 3 | 2¹ | 1⁰ | 0 | — | |
| 9.3 | 12.6 | 10.1 | 14.2 | -3.0 | SW | 2 | SW | 2 | SE | 2 | 2⁰ | 2² | 0 | — | |
| 9.6 | 9.3 | 4.2 | 12.8 | -5.5 | SW | 4 | SW | 4 | SW | 4 | 9² | 8² | 0 | — | |
| 2.4 | 3.0 | 0.6 | 5.5 | 7.0 | SW | 3 | SW | 3 | W | 2 | 5⁰ | 10² | 10² | — | ≡ todo el dia |
| 0.4 | 1.8 | 0.4 | 4.5 | -7.6 | SW | 3 | NW | 3 | SW | 3 | 10² | 8² | 10² | — | ≡ todo el dia |
| 5.0 | 6.2 | 2.2 | 9.0 | **-9.8** | SW | 2 | WNW | 3 | SE | 3 | 0 | 8² | 9² | — | |
| 9.1 | 12.5 | 8.5 | 14.4 | -1.7 | | 2.1 | | 2.7 | | 2.5 | 3.3 | 5.0 | 3.0 | 2.2 | |

**ANGOL** (H = 82 m) **OCTUBRE 1912** φ = 37° 49′ S λ = 72° 43′ W

| Día Tag | Temperatura del aire Lufttemperatur C° 7a | 2p | 9p | Max. | Min. | Dirección y fuerza del viento Richtung und Stärke des Windes 0—12 B 7a | | 2p | | 9p | | Nebulosidad Bewölkugn 0—10 7a | 2p | 9p | Agua caída Niederschlag mm 7a-7a | Notas Bemerkungen |
|---|---|---|---|---|---|---|---|---|---|---|---|---|---|---|---|---|
| 1 | 9.0 | 16.4 | 9.8 | 17.6 | 3.0 | C | 0 | C | 0 | C | 0 | 10 | 10 | 0 | 0.0 | |
| 2 | 11.4 | 19.2 | 13.0 | 19.5 | 6.5 | S | 1 | S | 3 | S | 5 | 0 | 0 | 0 | — | |
| 3 | 15.6 | 24.0 | 14.8 | 24.5 | 10.2 | C | 0 | S | 2 | C | 0 | 0 | 0 | 0 | — | |
| 4 | 10.0 | 27.0 | 12.5 | 27.5 | 6.6 | C | 0 | C | 0 | C | 0 | 5 | 0 | 0 | — | ◺ |
| 5 | 10.5 | 17.8 | 13.4 | 18.5 | 8.5 | C | 0 | N | 2 | C | 0 | 10 | 5 | 10 | — | |
| 6 | 11.0 | 20.6 | 13.0 | 22.5 | 10.0 | C | 0 | N | 1 | C | 0 | 5 | 5 | 6 | — | ◺ |
| 7 | 9.8 | 18.2 | 10.0 | 18.5 | 8.2 | C | 0 | N | 3 | N | 3 | 10 | 10 | 10 | — | ● 0 7p-9p |
| 8 | 10.8 | 16.2 | 12.5 | 17.0 | 10.0 | NE | 2 | N | 2 | C | 0 | 10 | 10 | 10 | 3.8 | ● 4p30 |
| 9 | 11.6 | 18.6 | 14.6 | 20.0 | 10.5 | C | 0 | N | 1 | C | 0 | 10 | 10 | 10 | 0.0 | ● 1 7a20-8p15 |
| 10 | 14.0 | 19.4 | 8.0 | 21.0 | 8.0 | C | 0 | S | 2 | C | 0 | 7 | 0 | 2 | 8.2 | ≡ 4p30 |
| 11 | 8.1 | 15.4 | 9.5 | 17.0 | 5.2 | C | 0 | C | 0 | C | 0 | 6 | 0 | 2 | 0.0 | |
| 12 | 9.0 | 17.8 | 9.5 | 19.2 | 9.5 | C | 0 | C | 0 | C | 0 | 8 | 10 | 2 | — | |
| 13 | 11.8 | 23.6 | 12.8 | 24.0 | 5.2 | C | 0 | C | 0 | C | 0 | 2 | 2 | 4 | — | ◺ |
| 14 | 11.8 | 20.6 | 12.5 | 22.0 | 11.2 | C | 0 | C | 0 | C | 0 | 10 | 0 | 0 | — | |
| 15 | 13.6 | 22.4 | 13.8 | 23.0 | 8.8 | S | 1 | C | 0 | C | 0 | 0 | 0 | 5 | — | |
| 16 | 11.9 | 19.2 | 14.5 | 20.9 | 8.6 | C | 0 | C | 0 | C | 0 | 10 | 10 | 5 | — | |
| 17 | 12.4 | 16.2 | 8.5 | 19.4 | 6.0 | C | 0 | C | 0 | C | 0 | 0 | 10 | 0 | — | |
| 18 | 6.8 | 15.6 | 8.2 | 16.8 | 5.5 | C | 0 | C | 0 | S | 1 | 10 | 10 | 5 | — | ◺ |
| 19 | 11.5 | 21.2 | 12.8 | 21.5 | 3.5 | S | 4 | S | 2 | S | 5 | 0 | 0 | 0 | — | |
| 20 | 12.6 | 21.6 | 15.0 | 22.5 | 10.2 | S | 2 | S | 3 | S | 5 | 0 | 0 | 0 | — | |
| 21 | 19.2 | 29.0 | 15.2 | **29.5** | 14.0 | S | 2 | S | 1 | S | 2 | 0 | 0 | 0 | — | |
| 22 | 12.8 | 22.0 | 12.6 | 22.0 | 11.2 | C | 0 | S | 1 | S | 2 | 10 | 0 | 0 | — | |
| 23 | 13.0 | 22.2 | 10.6 | 22.5 | 7.0 | S | 3 | S | 2 | S | 4 | 0 | 0 | 0 | — | |
| 24 | 12.5 | 22.0 | 13.5 | 23.0 | 8.8 | S | 3 | S | 3 | C | 0 | 0 | 0 | 0 | — | |
| 25 | 14.2 | 26.4 | 13.2 | 27.0 | 7.8 | C | 0 | S | 1 | C | 0 | 0 | 0 | 0 | — | |
| 26 | 12.5 | 19.0 | 8.2 | 20.8 | 5.2 | C | 0 | N | 2 | C | 0 | 8 | 10 | 4 | — | |
| 27 | 12.8 | 20.6 | 9.2 | 22.4 | 5.5 | SE | 1 | N | 3 | C | 0 | 0 | 0 | 0 | — | |
| 28 | 6.8 | 10.4 | 6.5 | 13.0 | 5.5 | C | 0 | C | 0 | C | 0 | 10 | 10 | 6 | — | ● ch d 11a-5p |
| 29 | 8.8 | 15.8 | 7.8 | 16.0 | 5.6 | C | 0 | N | 1 | N | 1 | 10 | 0 | 10 | **8.5** | ● 0 7a |
| 30 | 10.0 | 8.4 | 4.5 | 15.0 | 4.5 | C | 0 | C | 0 | C | 0 | 2 | 10 | 2 | 4.6 | ● ch todo el día; △ 10a |
| 31 | 6.0 | 18.4 | 8.2 | 19.5 | **0.5** | C | 0 | C | 0 | C | 0 | 0 | 0 | 0 | 4.5 | ⌊ |
| Pro. Mit. | 11.3 | 19.5 | 11.2 | 20.8 | 7.4 | | 0.6 | | 1.1 | | 0.9 | 4.9 | 3.9 | 3.0 | 29.6 | |

**MELINKA** (H = 5 m) **OCTUBRE 1912** φ = 43° 54′ S λ = 73° 46′ W

| | | | | | | | | | | | | | | | | |
|---|---|---|---|---|---|---|---|---|---|---|---|---|---|---|---|---|
| 1 | 5.6 | 9.3 | 4.6 | 10.0 | 4.5 | W | 1 | N | 1 | NW | 1 | 5 | 7 | 10 | — | ≡ 10a-11a45, ● 9p30-MN |
| 2 | 7.0 | 11.7 | 8.0 | 13.0 | 6.2 | N | 3 | W | 2 | C | 0 | 10 | 7 | 3 | 4.8 | ● MN-10a30 |
| 3 | 8.4 | 13.4 | 8.5 | 14.2 | 5.0 | S | 1 | S | 2 | C | 0 | 3 | 0 | 7 | 2.4 | ◺; ⊕ 3p45 |
| 4 | 10.7 | 14.0 | 10.3 | **17.5** | 8.0 | N | 1 | W | 3 | W | 1 | 8 | 0 | 8 | — | ◺; ⊕ 9a10 |
| 5 | 9.3 | 12.8 | 6.8 | 13.5 | 5.3 | C | 0 | ENE | 2 | N | 1 | 3 | 4 | 0 | — | ◺ |
| 6 | 9.4 | 10.9 | 9.8 | 12.0 | 4.5 | N | 1 | N | 2 | N | 3 | 8 | 9 | 10 | — | ● 2 2p35-MN; ⌓ n |
| 7 | 9.7 | 10.5 | 10.8 | 11.0 | 9.5 | N | 4 | N | 5 | N | 4 | 10 | 10 | 10 | 35.8 | ● 2 todo el dia; ↙ |
| 8 | 10.6 | 12.0 | 9.8 | 12.0 | 9.0 | W | 4 | W | 3 | W | 1 | 8 | 7 | 3 | 39.3 | ● ch a interv 8a-10a45 |
| 9 | 9.8 | 11.8 | 9.7 | 13.0 | 8.0 | N | 1 | N | 2 | N | 2 | 10 | 7 | 10 | 4.2 | ● 1 0a30-3a15, 7a15-10a30, ● ch 2p10-4p35, ● 2 9p30-MN |
| 10 | 9.9 | 12.6 | 8.8 | 13.5 | 8.5 | N | 2 | W | 2 | NW | 1 | 10 | 5 | 10 | 17.8 | ● MN-1a, ● 2 ch 7a20-10a45, ● 2 6p10-8p35, ● ch 9p30-10p15 |
| 11 | 9.4 | 10.3 | 7.9 | 11.0 | 7.0 | SW | 2 | SW | 3 | W | 1 | 4 | 8 | 10 | 17.3 | ● ch 3p10-4p20, ● 2 10p20-MN |
| 12 | 8.4 | 12.0 | 7.0 | 12.0 | 6.5 | NW | 2 | WSW | 2 | SW | 2 | 10 | 5 | 2 | 14.4 | ● 2 MN-4a, 7a-10a25 |
| 13 | 9.1 | 11.3 | 9.8 | 12.4 | 5.3 | N | 1 | N | 3 | N | 5 | 8 | 10 | 10 | 11.6 | ● 2 2p10 MN |
| 14 | 10.0 | 12.5 | 9.0 | 12.5 | 8.0 | WSW | 3 | SW | 2 | W | 1 | 5 | 3 | 10 | **55.6** | ● 2 MN-1030; ↙ N n |
| 15 | 9.4 | 11.4 | 8.3 | 12.0 | 5.5 | N | 1 | N | 1 | N | 2 | 9 | 7 | 10 | — | |
| 16 | 10.1 | 12.6 | 9.4 | 14.0 | 7.5 | N | 3 | W | 3 | NW | 3 | 10 | 5 | 8 | 49.1 | ● 2 n-10a50, ● 2 ch a interv 2p20-5p10, 10p-11p45; ⌒ 4p35 |
| 17 | 8.4 | 11.1 | 9.2 | 11.5 | 5.5 | W | 2 | W | 5 | NW | 3 | 5 | 6 | 10 | 14.4 | ● 2 ch a interv 7a25-0p30 |
| 18 | 9.8 | 11.9 | 9.4 | 13.0 | 7.5 | NW | 3 | W | 3 | W | 1 | 9 | 8 | 8 | 14.7 | ● 2 ch a interv 91-9a30 |
| 19 | 10.2 | 11.7 | 9.9 | 12.0 | 8.5 | NW | 2 | W | 1 | W | 2 | 10 | 9 | 8 | 0.6 | ● 1 8a-10a10 |
| 20 | 9.5 | 10.6 | 10.2 | 11.5 | 8.3 | N | 2 | N | 2 | N | 1 | 10 | 10 | 10 | 3.5 | ● 0 10a15-9p, ≡ 9p10-MN |
| 21 | 10.4 | 13.4 | 11.5 | 15.0 | 10.0 | N | 3 | W | 2 | NW | 2 | 10 | 7 | 10 | 15.6 | ● 2 ch 3p15-4p15, 10p15-MN |
| 22 | 10.1 | 11.8 | 6.5 | 12.0 | 5.5 | SW | 2 | SW | 3 | C | 0 | 6 | 5 | 0 | 9.1 | ● 2 ch 1a; ≡ 2 7a-9a15 |
| 23 | 9.0 | 12.5 | 9.0 | 12.5 | 4.5 | C | 0 | SW | 1 | W | 1 | 2 | 3 | 8 | — | ● 0 ch desde 10p |
| 24 | 9.0 | 14.6 | 8.2 | 14.6 | 6.5 | SW | 1 | E | 1 | S | 1 | 7 | 2 | 0 | 2.1 | |
| 25 | 9.1 | 13.8 | 10.5 | 15.0 | 6.5 | S | 4 | S | 2 | S | 3 | 0 | 2 | 0 | — | ◺ |
| 26 | 10.9 | 13.7 | 9.4 | 15.5 | 7.5 | C | 0 | SW | 2 | C | 0 | 0 | 7 | 9 | — | ◺ |
| 27 | 10.4 | 10.5 | 9.4 | 10.5 | 8.5 | NW | 3 | N | 5 | N | 3 | 8 | 9 | 10 | — | ● 2 2p5-8p45; ↙ N 10a-8p |
| 28 | 8.8 | 7.2 | 7.5 | 11.0 | 5.5 | C | 0 | SW | 2 | N | 1 | 9 | 8 | 5 | 16.8 | ≡ 9a25-10a5 |
| 29 | 6.8 | 10.6 | 7.2 | 12.0 | 5.5 | SE | 1 | E | 2 | SW | 1 | 8 | 5 | 1 | 8.1 | ● 2 1a45-6a |
| 30 | 8.7 | 12.0 | 7.4 | 13.5 | **4.0** | C | 0 | SW | 3 | SW | 1 | 3 | 2 | 3 | — | ● 1 9p30-11p45; ⌓ |
| 31 | 8.4 | 10.5 | 8.9 | 13.0 | 5.5 | N | 1 | NW | 1 | N | 2 | 7 | 8 | 10 | 1.3 | ● ch 9p30-11p |
| Pro. Mit. | 9.2 | 11.8 | 8.8 | 12.8 | 6.7 | | 1.7 | | 2.4 | | 1.6 | 6.9 | 6.0 | 6.9 | 338.5 | |

(1) ⌒ al E 5p45.

## L TENIENTE (H = 2134 m) — NOVIEMBRE 1912 — φ = 34° 6′ S — λ = 70° 38′ W

| Temperatura del aire Lufttemperatur C° | | | | | Dirección y fuerza del viento Richtung und Stärke des Windes 0—12 B. | | | | | | Nebulosidad Bewölkung 0—10 | | | Agua caída Niederschlag mm | Notas Bemerkungen |
|---|---|---|---|---|---|---|---|---|---|---|---|---|---|---|---|
| 7a | 2p | 9p | Max. | Min. | 7a | | 2p | | 9p | | 7a | 2p | 9p | 7a-7a | |
| 2.8 | 4.2 | 4.0 | 7.1 | **-8.8** | SE | 2 | W | 4 | NE | 2 | 0 | $8^2$ | $2^1$ | — | ≡ al SE |
| 2.0 | 2.5 | 0.4 | 5.5 | -7.0 | N | 2 | WS | 4 | SE | 3 | $8^2$ | $10^2$ | $10^2$ | — | ≡ 11a35-0p40, ✳, △ 4p; ≡ |
| 2.1 | 5.2 | 3.2 | 7.0 | -8.0 | SE | 2 | WS | 2 | NE | 2 | 0 | $8^2$ | $5^2$ | 1.9 | △² a interv (5 mm. de diámetro) |
| 3.2 | 0.0 | -0.8 | 4.0 | -8.6 | WS | 4 | NE | 2 | NE | 2 | $10^2$ | $10^2$ | 0 | **8.6** | ✳, △ 0p20; ↖ al NW 5p15 |
| 4.0 | 6.8 | 4.8 | *9.0* | -8.0 | SE | 2 | WNW | 2 | SE | 3 | 0 | $5^2$ | 0 | 6.9 | |
| 8.0 | 10.2 | 5.2 | 11.8 | -4.0 | WS | 3 | W | 4 | WS | 3 | $6^2$ | $4^2$ | 0 | — | |
| 11.9 | 16.9 | 13.2 | 18.0 | -4.3 | SE | 2 | W | 2 | WS | 2 | 0 | 0 | 0 | — | |
| 17.0 | 19.6 | 13.5 | 20.5 | 5.0 | SE | 3 | WS | 4 | NE | 3 | 0 | 0 | 0 | — | |
| 15.5 | 15.4 | 11.8 | 18.0 | 2.6 | SE | 2 | WNW | 3 | NE | 3 | 0 | $4^2$ | 0 | — | |
| 15.3 | 18.5 | 12.4 | 20.0 | 2.0 | SE | 2 | NW | 3 | E | 4 | 0 | $3^2$ | 0 | — | |
| 13.4 | 14.7 | 9.0 | 17.5 | 1.0 | WS | 3 | WS | 4 | NE | 3 | $8^1$ | $7^2$ | 0 | — | |
| 11.6 | 12.3 | 10.4 | 13.6 | 1.0 | WS | 2 | WS | 3 | SE | 3 | $9^2$ | $10^2$ | $10^2$ | — | |
| 12.3 | 11.6 | 8.8 | 14.5 | 0.0 | WS | 2 | W | 4 | E | 2 | $10^1$ | $9^2$ | $5^0$ | — | |
| 7.8 | 6.8 | 3.2 | 11.4 | -4.8 | WS | 2 | W | 3 | WS | 3 | $5^1$ | $8^2$ | $10^2$ | — | ≡² todo el día |
| 10.8 | 14.2 | 9.0 | 15.1 | -4.0 | SE | 3 | SE | 3 | C | 0 | $3^1$ | $8^2$ | $9^2$ | — | |
| 12.4 | 14.4 | 8.0 | 15.3 | -1.0 | SE | 3 | WS | 4 | NE | 2 | $6^1$ | $5^1$ | $5^2$ | — | ⊃ n |
| 7.6 | 7.8 | 4.0 | 11.2 | -4.0 | W | 3 | W | 3 | NE | 4 | $10^2$ | $9^2$ | $1^0$ | — | ⁰ MD-2p; ∞ 2 |
| 4.7 | 7.8 | 3.0 | 9.2 | -5.0 | WS | 3 | WS | 6 | SE | 3 | 0 | $5^2$ | $5^2$ | — | ↙ |
| 9.5 | 10.5 | 6.0 | 13.0 | -5.5 | SE | 2 | WS | 4 | S | 3 | 0 | $3^2$ | $8^1$ | — | ≡; ∪ |
| 9.2 | 15.4 | 9.7 | 16.2 | -3.0 | WS | 2 | W | 3 | SE | 3 | 0 | 0 | 0 | — | |
| 13.4 | 16.9 | 11.8 | 18.5 | 0.0 | SE | 3 | WS | 3 | WS | 3 | 0 | 0 | 0 | — | |
| 15.2 | 12.4 | 8.8 | 17.0 | 0.0 | SE | 3 | W | 4 | SE | 3 | 0 | $8^2$ | $1^2$ | — | |
| 10.5 | 13.4 | 8.5 | 14.8 | -1.8 | WS | 3 | W | 3 | SE | 3 | 0 | $8^2$ | 0 | — | |
| 14.4 | 18.0 | 13.6 | 20.0 | 1.0 | SE | 3 | WS | 3 | NE | 2 | 0 | 0 | 0 | — | |
| 15.8 | 14.2 | 7.0 | 18.8 | -0.5 | WS | 2 | WS | 3 | SE | 3 | 0 | $8^2$ | $9^2$ | — | ⊃ an |
| 10.4 | 16.0 | 8.6 | 16.6 | -1.0 | WS | 2 | W | 3 | SE | 2 | $8^2$ | $3^1$ | 0 | — | ⊃ an |
| 8.8 | 8.5 | 5.6 | 11.5 | -2.0 | SE | 2 | W | 3 | C | 0 | $5^1$ | $9^2$ | $10^2$ | — | ⊃ an |
| 7.8 | 11.4 | 6.0 | 12.2 | -3.2 | SE | 3 | W | 3 | NE | 3 | 0 | $6^2$ | 0 | — | ∞ |
| 12.4 | 18.2 | 15.0 | 19.8 | -1.5 | WS | 3 | WS | 4 | SE | 4 | 0 | 0 | 0 | — | ∞ |
| 17.3 | 21.2 | 13.4 | **22.0** | 4.0 | SE | 3 | W | 4 | SE | 3 | 0 | $1^0$ | 0 | — | |
| 10.2 | 12.2 | 7.9 | 14.3 | -2.3 | | 2.6 | | 3.5 | | 2.6 | 2.9 | 5.3 | 3.0 | 17.4 | |

## NGOL (H = 82 m) — NOVIEMBRE 1912 — φ = 37° 49′ S — λ = 72° 43′ W

| | | | | | | | | | | | | | | | |
|---|---|---|---|---|---|---|---|---|---|---|---|---|---|---|---|
| 10.0 | 21.0 | 8.8 | 21.5 | **3.0** | C | 0 | C | 0 | C | 0 | 4 | 2 | 0 | — | |
| 11.0 | 17.8 | 10.6 | 19.2 | 4.5 | C | 0 | C | 0 | C | 0 | 0 | 10 | 4 | — | |
| 10.8 | 13.6 | 8.8 | 14.0 | 7.2 | N | 4 | N | 2 | N | 1 | 10 | 10 | 10 | 0.0 | ●¹ 6a45-7p50 |
| 8.2 | 17 0 | 6.6 | 17.5 | 6.4 | S | 4 | S | 2 | C | 0 | 0 | 0 | 0 | **15.5** | |
| 7.2 | 18.0 | 11.0 | 18.8 | 7.0 | C | 0 | N | 1 | N | 2 | 6 | 0 | 5 | — | |
| 10.2 | 17.6 | 7.5 | 18.8 | 7.5 | C | 0 | S | 3 | C | 0 | 10 | 0 | 0 | — | |
| 10.2 | 20.0 | 12.4 | 21.2 | 9.5 | S | 3 | S | 3 | S | 5 | 0 | 0 | 0 | — | |
| 17.5 | 28.4 | 17.2 | 29.0 | 7.5 | S | 6 | S | 5 | C | 0 | 0 | 0 | 0 | — | |
| 13.2 | 24.6 | 13.5 | 25.0 | 9.5 | N | 1 | C | 0 | S | 3 | 5 | 4 | 0 | — | |
| 15.5 | 21.2 | 14.0 | 22.0 | 10.0 | E | 1 | S | 4 | S | 2 | 5 | 5 | 0 | — | |
| 15.8 | 21.6 | 10.5 | 22.5 | 9.0 | S | 3 | S | 1 | S | 2 | 4 | 5 | 0 | — | |
| 11.6 | 22.8 | 9.2 | 24.0 | 4.5 | S | 4 | S | 1 | C | 0 | 0 | 0 | 0 | — | |
| 12.0 | 21.0 | 11.5 | 22.0 | 7.1 | S | 4 | S | 2 | S | 2 | 0 | 10 | 0 | — | |
| 12.2 | 19.8 | 11.8 | 20.5 | 8.0 | S | 5 | C | 0 | S | 3 | 0 | 10 | 2 | — | |
| 11.6 | 20.2 | 13.5 | 22.5 | 6.2 | C | 0 | C | 0 | C | 0 | 8 | 10 | 6 | — | |
| 12.2 | 15.8 | 11.5 | 18.5 | 8.2 | E | 1 | N | 3 | N | 2 | 6 | 10 | 10 | — | ●¹ 5p |
| 11.2 | 14.8 | 11.8 | 17.0 | 10.5 | C | 0 | N | 3 | C | 0 | 10 | 10 | 10 | 3.5 | ●¹ 6a, ●ch a interv |
| 15.5 | 17.0 | 11.2 | 20.5 | 11.0 | W | 2 | N | 1 | C | 0 | 8 | 0 | 2 | 5.0 | |
| 14.0 | 21.2 | 10.5 | 21.5 | 10.0 | E | 1 | C | 0 | SE | 2 | 6 | 0 | 6 | 0.0 | ●¹ |
| 11.8 | 20.0 | 12.5 | 20.8 | 9.2 | S | 3 | S | 1 | S | 4 | 10 | 0 | 0 | — | |
| 12.2 | 24.0 | 13.5 | 25.5 | 10.5 | SE | 6 | S | 1 | C | 0 | 0 | 0 | 8 | — | |
| 14.0 | 22.0 | 11.8 | 22.5 | 9.5 | C | 0 | S | 3 | S | 2 | 10 | 0 | 0 | — | |
| 12.8 | 18.0 | 11.5 | 21.0 | 5.0 | S | 1 | N | 2 | C | 0 | 2 | 10 | 0 | — | |
| 13.6 | 25.0 | 16.8 | 25.5 | 5.2 | C | 0 | S | 2 | S | 4 | 0 | 2 | 0 | — | |
| 13.8 | 24.0 | 14.5 | 26.5 | 8.2 | C | 0 | N | 2 | E | 4 | 4 | 5 | 10 | — | ● ch5p50 |
| 16.5 | 18.4 | 14.2 | 21.5 | 9.0 | SE | 2 | N | 3 | SE | 2 | 5 | 10 | 8 | 0.0 | |
| 15.0 | 20.8 | 9.5 | 21.5 | 9.5 | C | 0 | C | 0 | S | 4 | 5 | 0 | 0 | — | |
| 10.4 | 20.6 | 10.5 | 21.2 | 7.5 | S | 2 | S | 2 | S | 3 | 0 | 0 | 0 | — | |
| 14.2 | 25.8 | 18.0 | 26.5 | 9.0 | S | 4 | S | 4 | S | 6 | 0 | 0 | 0 | — | |
| 19.5 | 31.4 | 23.8 | **31.5** | 14.5 | S | 4 | S | 4 | S | 4 | 0 | 0 | 0 | — | |
| 12.8 | 20.8 | 12.3 | 22.0 | 8.1 | | 2.0 | | 1.8 | | 1.8 | 3.9 | 3.8 | 2.7 | 24.0 | |

**MELINKA** (H = 5 m) **NOVIEMBRE 1912** φ = 43° 54′ S λ = 73° 46′

| Dia / Tag | Temperatura del aire Lufttemperatur C° 7a | 2p | 9p | Max. | Min. | Dirección y fuerza del viento Richtung und Stärke des Windes 0—12 B 7a | | 2p | | 9p | | Nebulosidad Bewölkung 0—10 7a | 2p | 9p | Agua caída Niederschlag mm 7a-7a | Notas Bemerkungen |
|---|---|---|---|---|---|---|---|---|---|---|---|---|---|---|---|---|
| 1 | 9.7 | 12.2 | 9.8 | 12.5 | 8.5 | N | 3 | W | 3 | N | 2 | 9 | 6 | 10 | 1.3 | ●¹ 7a15-9a25; ●² 9p45-MN |
| 2 | 10.4 | 11.3 | 8.2 | 11.5 | 7.5 | N | 3 | NW | 4 | WSW | 3 | 10 | 10 | 8 | 22.2 | ●² MN-2a30, 7a-1p10, ● ch 2p30-3p20, 9p30-11p |
| 3 | 6.8 | 11.2 | 6.4 | 11.5 | 4.5 | SW | 2 | SW | 3 | SW | 2 | 4 | 5 | 2 | 20.7 | |
| 4 | 7.3 | 10.1 | 8.3 | 11.0 | **3.0** | C | 0 | W | 4 | W | 2 | 5 | 7 | 7 | 1.1 | ● ch 1a10-2a20, 3p20-5p10, ● 11p30-MN |
| 5 | 9.0 | 10.5 | 7.0 | 11.0 | 6.5 | N | 4 | W | 5 | W | 4 | 10 | 10 | 6 | 20.8 | ●² MN-1p10, ● ch 2p15, 9p20-11p |
| 6 | 6.2 | 10.2 | 7.1 | 11.0 | 5.0 | SW | 5 | SW | 4 | SW | 1 | 4 | 5 | 6 | 19.6 | |
| 7 | 8.9 | 9.5 | 9.4 | 10.0 | 5.0 | W | 1 | NW | 2 | N | 2 | 7 | 9 | 10 | — | ● 0-15-MN |
| 8 | 10.2 | 12.7 | 9.5 | 13.5 | 8.4 | N | 2 | NE | 2 | SW | 1 | 9 | 5 | 10 | 10.2 | ● MN-1a |
| 9 | 10.4 | 9.4 | 8.2 | 11.0 | 7.0 | N | 3 | W | 4 | W | 3 | 9 | 9 | 8 | — | ●² 9a10-1p15 |
| 10 | 8.5 | 10.4 | 7.6 | 12.0 | 4.0 | C | 0 | W | 2 | W | 2 | 4 | 7 | 6 | 10.8 | ● 9p10-11p45 |
| 11 | 9.3 | 11.7 | 9.0 | 12.5 | 6.5 | W | 2 | W | 4 | NW | 3 | 7 | 6 | 10 | 1.8 | ●² 2p5-3p30 |
| 12 | 10.1 | 11.4 | 8.8 | 13.0 | 8.0 | W | 2 | W | 3 | W | 3 | 6 | 8 | 10 | 1.1 | ‖ 6p15-8p10 |
| 13 | 8.6 | 11.1 | 6.6 | 11.5 | 5.4 | SW | 3 | SW | 3 | SW | 1 | 7 | 4 | 7 | 7.6 | ●¹ 2a-5a30, ● ch 9p30-11p45 |
| 14 | 7.2 | 9.3 | 7.1 | 10.5 | 4.0 | C | 0 | SW | 2 | SW | 1 | 4 | 6 | 5 | 2.0 | ● ch 8a5-9a40 |
| 15 | 7.2 | 6.9 | 7.0 | 8.0 | 4.5 | C | 0 | E | 1 | S | 1 | 10 | 10 | 7 | 1.3 | ‖ 7a30-1p5, 2p-4p40 |
| 16 | 8.2 | 10.3 | 9.8 | 11.0 | 4.0 | SE | 1 | E | 1 | NE | 1 | 5 | 10 | 7 | 7.6 | ‖ 2p10-4p5, 9p15-MN; ⊍ 7a40 |
| 17 | 9.7 | 13.3 | 11.2 | 14.0 | 8.0 | E | 1 | NE | 1 | N | 1 | 10 | 7 | 8 | 5.1 | ≡ am, ‖ 9a20-10a45; ⌒ al NNE 5p40 |
| 18 | 12.0 | 13.7 | 11.6 | **16.5** | 10.5 | N | 3 | NNW | 2 | NW | 1 | 6 | 7 | 8 | 3 9 | ● ch 1a-4a30, ● 7a20-11a5 |
| 19 | 10.5 | 12.4 | 9.2 | 13.0 | 8.0 | SW | 2 | SW | 2 | SW | 3 | 5 | 4 | 7 | 3.2 | |
| 20 | 10.9 | 15.3 | 8.8 | 15.5 | 6.6 | S | 2 | SW | 3 | SSW | 2 | 2 | 4 | 3 | — | |
| 21 | 9.7 | 10.8 | 8.2 | 12.4 | 5.0 | C | 0 | NW | 2 | N | 3 | 7 | 9 | 10 | --- | ●¹ 2p5-MN; ⌓ n |
| 22 | 10.0 | 9.9 | 9.2 | 13.0 | 7.5 | WNW | 4 | W | 5 | W | 3 | 9 | 10 | 6 | 12.3 | ●¹ MN-1a, ● ch en el dia, ● 9p-10p30 |
| 23 | 9.4 | 11.0 | 9.6 | 11.5 | 7.5 | NW | 2 | WNW | 4 | NW | 2 | 9 | 9 | 10 | 6.9 | ● ch 2p15-5p10, ● ch 9p45-11p30 |
| 24 | 10.0 | 11.0 | 12.0 | 14.0 | 8.5 | N | 3 | N | 5 | NW | 3 | 10 | 10 | 10 | 3.3 | ●² 9a5-7p, 11p-MN |
| 25 | 12.0 | 12.7 | 11.8 | 13.5 | 9.5 | NW | 3 | NW | 4 | NW | 5 | 10 | 7 | 10 | **62.1** | ●² MN-6a30, ● ch 7a20-10a45, 2p20-6p45, ● ch 9p30-11 |
| 26 | 10.1 | 8.3 | 6.2 | 11.0 | 5.6 | W | 4 | WNW | 3 | WSW | 3 | 7 | 6 | 4 | 12.2 | ● ch 9a30-11a50, 9p45-11p30; ⌒ al E 5p25 |
| 27 | 6.0 | 10.8 | 6.4 | 11.4 | 4.0 | SW | 2 | SW | 4 | W | 2 | 5 | 3 | 6 | 4.2 | |
| 28 | 7.6 | 11.6 | 7.9 | 13.0 | 4.5 | NW | 1 | SW | 3 | C | 0 | 8 | 5 | 4 | — | ● ch 8a30-11a10 |
| 29 | 10.8 | 13.4 | 9.1 | 13.5 | 6.5 | SW | 1 | W | 2 | C | 0 | 8 | 5 | 7 | 1.9 | |
| 30 | 11.7 | 15.5 | 11.8 | **16.5** | 7.5 | NE | 2 | NE | 3 | C | 0 | 5 | 7 | 8 | — | |
| 31 | | | | | | | | | | | | | | | | |
| Pro. Mit. | 9.3 | 11.3 | 8.8 | 12.3 | 6.4 | 2.0 | | 3.0 | | 2.0 | | 7.0 | 7.0 | 7.3 | 243.2 | |

**EL TENIENTE** (H = 2134 m) **DICIEMBRE 1912** φ = 34° 6′ S λ = 70° 38′ W

| | | | | | | | | | | | | | | | | |
|---|---|---|---|---|---|---|---|---|---|---|---|---|---|---|---|---|
| 1 | 20.8 | 21.6 | 17.0 | 22.8 | 6.1 | SE | 2 | SW | 3 | SW | 2 | 0 | 1⁰ | 0 | — | ∞² al W 1 |
| 2 | 18.7 | 20.4 | 14.0 | 22.0 | 6.0 | W | 3 | W | 4 | SW | 4 | 0 | 1² | 0 | — | |
| 3 | 17.8 | 19.0 | 14.0 | 20.5 | 4.0 | SW | 3 | SW | 3 | NW | 2 | 0 | 4² | 3⁰ | — | ∞ 3 |
| 4 | 16.0 | 15.6 | 10.0 | 18.5 | 2.0 | WSW | 3 | W | 4 | C | 0 | 0 | 5² | 0 | — | |
| 5 | 10.4 | 12.8 | 9.0 | 14.6 | -0.5 | SW | 3 | W | 4 | NE | 3 | 6¹ | 5² | 0 | — | |
| 6 | 16.0 | 17.8 | 12.0 | 20.0 | 0.6 | SE | 3 | SW | 4 | NE | 3 | 0 | 0 | 0 | — | ∞² 3 |
| 7 | 10.7 | 14.6 | 9.0 | 16.5 | 1.1 | SW | 3 | W | 4 | SE | 3 | 0 | 2¹ | 0 | — | |
| 8 | 13.4 | 15.8 | 8.8 | 16.5 | 1.0 | SE | 2 | W | 6 | SE | 3 | 0 | 5² | 0 | — | |
| 9 | 11.1 | 14.0 | 9.9 | 16.8 | 0.0 | SW | 2 | W | 3 | C | 0 | 5⁰ | 5¹ | 0 | — | ⌓ n; ∞ |
| 10 | 10.6 | 14.8 | 9.5 | 16.0 | 0.6 | WNW | 3 | W | 4 | C | 0 | 0 | 1⁰ | 0 | — | |
| 11 | 13.0 | 12.3 | 7.6 | 15.5 | -0.5 | SW | 3 | W | 4 | SW | 2 | 0 | 9² | 0 | --- | |
| 12 | 12.8 | 17.5 | 11.0 | 18.2 | -0.5 | W | 3 | SW | 3 | NE | 2 | 0 | 1⁰ | 0 | — | ∞ |
| 13 | 15.5 | 16.2 | 10.8 | 18.0 | 2.5 | SW | 2 | W | 4 | SW | 3 | 0 | 1¹ | 0 | — | |
| 14 | 14.8 | 15.5 | 11.2 | 17.8 | 1.5 | SW | 2 | W | 3 | C | 0 | 0 | 5¹ | 3 | — | |
| 15 | 14.5 | 16.4 | 11.3 | 19.8 | 3.2 | SW | 3 | S | 2 | E | 3 | 6² | 3¹ | 0 | — | |
| 16 | 16.0 | 21.8 | 14.0 | 22.8 | 3.7 | SW | 3 | W | 3 | NE | 2 | 0 | 1⁰ | 5⁰ | — | ∈ n |
| 17 | 17.6 | 22.2 | 14.1 | **23.9** | 6.0 | SW | 2 | SW | 3 | SE | 2 | 0 | 5¹ | 0 | — | |
| 18 | 13.8 | 18.2 | 14.6 | 19.9 | 4.5 | SW | 3 | W | 4 | SW | 3 | 6² | 6² | 0 | — | |
| 19 | 17.7 | 20.2 | 14.8 | 21.1 | 5.0 | S | 3 | W | 4 | NW | 2 | 0 | 1⁰ | 0 | — | ∈ n |
| 20 | 18.0 | 22.3 | 16.0 | 23.3 | 5.5 | SW | 2 | SW | 4 | SW | 2 | 0 | 0 | 0 | — | ∞² 1 |
| 21 | 18.9 | 19.6 | 15.0 | 21.0 | 12.5 | SW | 2 | SW | 4 | NE | 3 | 0 | 5¹ | 0 | — | ⌓ n; ∞ 1 |
| 22 | 15.8 | 20.2 | 13.2 | 22.2 | 4.6 | W | 3 | WSW | 4 | SE | 3 | 0 | 1² | 0 | — | |
| 23 | 14.6 | 13.4 | 11.0 | 16.5 | 2.5 | SW | 2 | W | 4 | E | 3 | 1⁰ | 8² | 0 | — | ● gt 9a30 |
| 24 | 14.8 | 18.6 | 13.8 | 19.3 | 2.0 | S | 3 | SW | 4 | NE | 2 | 0 | 1¹ | 0 | 0.0 | |
| 25 | 18.0 | 19.8 | 13.1 | 19.8 | 3.5 | SW | 3 | SW | 3 | EN | 2 | 0 | 1⁰ | 0 | — | |
| 26 | 15.4 | 18.8 | 13.5 | 19.0 | 4.1 | SE | 3 | W | 4 | NW | 3 | 0 | 1⁰ | 0 | — | |
| 27 | 16.8 | 16.3 | 14.4 | 19.5 | 4.3 | S | 3 | W | 4 | SW | 3 | 5¹ | 8¹ | 10² | — | ‖ 1p-9p30; ⌜ lejana 7a5-7a30 N-NW relamp amarillos |
| 28 | 8.2 | 13.4 | 13.0 | 17.5 | 0.5 | WSW | 3 | W | 4 | SW | 4 | 9² | 2² | 0 | 0.0 | ∞ |
| 29 | 8.3 | 9.2 | 9.0 | 15.3 | -1.5 | SW | 3 | WNW | 4 | SE | 4 | 8¹ | 2¹ | 0 | — | ⌓² n; ∞ |
| 30 | 14.6 | 17.6 | 13.6 | 18.6 | 1.5 | SE | 3 | SW | 4 | SE | 3 | 0 | 2⁰ | 0 | — | ∞ ¹ |
| 31 | 16.8 | 17.0 | 12.3 | 19.8 | 4.3 | SE | 3 | C | 0 | WNW | 2 | 0 | 0 | 3¹ | — | |
| Pro. Mit. | 14.9 | 17.1 | 12.3 | 19.1 | 2 9 | 2.7 | | 3.6 | | 2.4 | | 1.5 | 3.2 | 0.8 | 0.0 | |

## NGOL (H = 82 m) — DICIEMBRE 1912 — φ = 37° 49′ S — λ = 72° 43′ W

| Temperatura del aire Lufttemperatur C° | | | | | Dirección y fuerza del viento Richtung und Stärke des Windes 0—12 B | | | Nebulosidad Bewölkung 0—10 | | | Agua caída Niederschlag mm | Notas Bemerkungen |
|---|---|---|---|---|---|---|---|---|---|---|---|---|
| 7a | 2p | 9p | Max. | Min. | 7a | 2p | 9p | 7a | 2p | 9p | 7a-7a | |
| 20.0 | 33.0 | 14.8 | 33.5 | 1.8 | S 1 | C 0 | C 0 | 0 | 5 | 0 | — | |
| 15.0 | 30.4 | 18.5 | 31.0 | 1.2 | C 0 | S 1 | C 0 | 0 | 0 | 0 | — | |
| 14.6 | 29.6 | 17.2 | 31.5 | 10.0 | S 2 | C 0 | C 0 | 0 | 0 | 0 | — | |
| 14.2 | 25.6 | 15.6 | 26.5 | 7.2 | C 0 | N 2 | C 0 | 0 | 5 | 5 | — | |
| 13.5 | 23.6 | 13.2 | 24.5 | 11.0 | C 0 | C 0 | S 2 | 8 | 5 | 0 | — | |
| 13.2 | 24.8 | 13.5 | 26.2 | 9.5 | S 4 | S 2 | S 4 | 0 | 0 | 0 | — | |
| 14.5 | 20.4 | 13.2 | 21.2 | 7.5 | C 0 | S 1 | C 0 | 0 | 10 | 5 | — | |
| 13.0 | 18.0 | 12.0 | 21.5 | 6.5 | S 2 | C 0 | S 1 | 0 | 10 | 0 | — | |
| 12.8 | 20.8 | 11.0 | 22.5 | 7.0 | S 1 | C 0 | C 0 | 6 | 10 | 0 | — | |
| 12.0 | 16.6 | 11.8 | 18.0 | 5.5 | C 0 | C 0 | S 5 | 10 | 5 | 0 | — | ● ch 10a-2p |
| 11.2 | 22.0 | 12.0 | 22.5 | 7.8 | S 4 | S 3 | S 6 | 0 | 0 | 0 | **3.2** | |
| 12.5 | 24.2 | 15.8 | 25.0 | **2.5** | S 4 | S 3 | S 2 | 0 | 0 | 2 | — | |
| 15.2 | 23.6 | 15.0 | 25.5 | 11.2 | S 4 | C 0 | S 2 | 5 | 10 | 0 | — | |
| 13.0 | 27.5 | 18.5 | 28.0 | 7.5 | C 0 | C 0 | C 0 | 8 | 6 | 10 | — | |
| 17.2 | 23.2 | 17.6 | 27.0 | 14.0 | C 0 | C 0 | C 0 | 8 | 10 | 10 | — | ≡ 1p |
| 18.8 | 30.0 | 20.0 | 30.5 | 12.2 | S 4 | C 0 | S 2 | 5 | 0 | 10 | 0.0 | |
| 21.2 | 30.2 | 24.8 | 32.5 | 19.0 | S 4 | S 4 | S 6 | 0 | 5 | 5 | — | ⌜ cercana 8p45-10p50, rayos blanco amarillentos |
| 19.2 | 30.4 | 17.6 | 34.0 | 15.2 | S 2 | S 2 | S 3 | 0 | 5 | 8 | — | |
| 14.5 | 25.4 | 15.5 | 26.8 | 12.0 | S 3 | S 4 | S 4 | 0 | 0 | 0 | — | |
| 16.5 | 29.4 | 22.2 | 29.5 | 13.2 | S 6 | S 5 | S 6 | 0 | 0 | 0 | — | |
| 22.5 | 33.0 | 22.6 | 34.0 | 19.5 | S 6 | S 2 | S 2 | 0 | 0 | 0 | — | |
| 23.0 | 28.6 | 18.6 | 32.0 | 13.2 | C 0 | C 0 | W 2 | 0 | 10 | 5 | — | ● ch 2p |
| 14.5 | 21.0 | 13.5 | 22.8 | 11.0 | C 0 | S 2 | S 5 | 10 | 0 | 0 | 3.0 | |
| 14.0 | 22.2 | 15.8 | 23.5 | 9.5 | S 2 | S 3 | S 2 | 0 | 0 | 0 | — | |
| 15.4 | 26.0 | 15.8 | 27.2 | 11.2 | S 1 | S 3 | S 5 | 0 | 0 | 2 | — | |
| 15.2 | 27.6 | 16.0 | 28.0 | 11.5 | S 6 | C 0 | C 0 | 0 | 0 | 2 | — | |
| 14.8 | 28.6 | 17.0 | 30.5 | 11.8 | S 6 | C 0 | S 5 | 4 | 0 | 2 | — | |
| 15.2 | 22.6 | 16.0 | 24.0 | 10.2 | S 1 | N 2 | C 0 | 2 | 10 | 10 | — | |
| 15.2 | 22.0 | 13.2 | 22.5 | 11.0 | N 1 | C 0 | C 0 | 10 | 10 | 0 | — | |
| 15.8 | 28.8 | 17.5 | 29.2 | 8.2 | S 2 | S 1 | C 0 | 0 | 0 | 0 | 0.0 | ●⁰ 10 a |
| 18.2 | 33.8 | 23.0 | **35.0** | 9.6 | C 0 | C 0 | S 1 | 0 | 0 | 0 | — | |
| 15.7 | 25.9 | 16.4 | 27.3 | 10.6 | 2.0 | 1.3 | 2.1 | 2.5 | 3.7 | 2.1 | 6.2 | |

## MELINKA (H = 5 m) — DICIEMBRE 1912 — φ = 43° 54′ S — λ = 73° 46′ W

| | | | | | | | | | | | | |
|---|---|---|---|---|---|---|---|---|---|---|---|---|
| 12.3 | 15.0 | 11.9 | 16.5 | 8.5 | C 0 | SW 2 | SW 2 | 10 | 5 | 4 | — | ≡² 6a-9a45 (en los cerros) |
| 12.7 | 15.2 | 11.2 | 15.5 | 10.5 | C 0 | SE 1 | C 0 | 9 | 7 | 4 | — | |
| 15.1 | 17.8 | 12.8 | 18.5 | 10.6 | NE 2 | NE 3 | C 0 | 5 | 3 | 9 | — | ⊃ |
| 12.2 | 12.4 | 10.4 | 13.4 | 10.0 | N 4 | WNW 2 | W 2 | 8 | 10 | 6 | — | ●² 9a-5p45; ⊃ n |
| 11.8 | 13.5 | 11.0 | 15.0 | 8.5 | SW 2 | W 3 | NW 2 | 4 | 7 | 9 | 19.8 | ●² 11p-MN |
| 10.9 | 12.4 | 11.5 | 13.0 | 10.0 | NW 2 | NW 3 | NW 2 | 9 | 10 | 10 | 4.0 | ●² MN-2a, ≡¹ 7a30-1p, ≡² 2p20-4p45, ●² 10p-MN |
| 11.8 | 12.6 | 7.0 | 13.0 | 6.5 | W 3 | SW 4 | W 2 | 7 | 4 | 6 | 24.3 | ●² MN-5a, ● ch 2p20-3p15 |
| 9.8 | 13.2 | 8.9 | 14.0 | **6.0** | C 0 | W 2 | W 1 | 4 | 3 | 8 | 1.7 | ●² ch 5a-6a10, 2p10-4p, ●² 10p-MN |
| 9.4 | 14.0 | 10.2 | 14.5 | 8.0 | W 2 | W 3 | NW 2 | 9 | 5 | 10 | 14.2 | ●² MN-4a, ●² ch 10a-1p, 2p35-6p10 |
| 7.9 | 11.7 | 7.1 | 12.0 | **6.0** | W 4 | W 6 | W 1 | 5 | 6 | 5 | 13.2 | ●² ch MN-2a; ⌜ W-N 1a20-1a45, ⌞ amarillos |
| 10.4 | 12.4 | 8.7 | 13.5 | 6.5 | NW 3 | NW 7 | W 3 | 9 | 7 | 7 | 3.1 | ●² ch 1a-4a30, 4p55-5p45 |
| 9.0 | 12.4 | 11.6 | 13.0 | 7.4 | C 0 | N 2 | N 1 | 9 | 7 | 6 | 7.4 | ●¹ 5a-5a55 |
| 11.9 | 11.8 | 11.8 | 13.5 | 10.5 | N 4 | N 3 | N 3 | 9 | 10 | 10 | — | ●² 0p50-9p |
| 11.6 | 12.6 | 12.2 | 13.5 | 11.0 | N 4 | N 4 | NNW 3 | 10 | 10 | 10 | 25.6 | ●¹ 5a-7a, ●² 7a-10p45 |
| 12.2 | 15.0 | 11.8 | 15.0 | 11.0 | NW 1 | W 2 | C 0 | 7 | 6 | 8 | **67.5** | ●⁰ ch 4p5-5p10; ⌒ al SSW 7a10 |
| 14.1 | 16.8 | 14.0 | 17.0 | 10.4 | W 1 | N 2 | NW 1 | 5 | 7 | 9 | 0.5 | ⊃ n |
| 14.8 | 17.1 | 13.4 | **20.0** | 11.6 | C 0 | S 1 | S 2 | 6 | 3 | 8 | — | ⊃ n |
| 13.5 | 15.0 | 10.6 | 15.5 | 10.0 | SW 4 | SW 4 | SW 3 | 4 | 6 | 8 | — | ⊃ n |
| 11.0 | 14.2 | 9.4 | 15.4 | 9.0 | SW 2 | SW 4 | SW 2 | 8 | 4 | 2 | — | ⊃ n |
| 11.7 | 11.2 | 11.3 | 14.0 | 7.0 | C 0 | NNW 2 | NW 1 | 8 | 10 | 9 | — | ●² 2p5-7p30 |
| 11.8 | 15.0 | 13.8 | 15.0 | 11.0 | N 1 | N 3 | N 2 | 10 | 10 | 10 | 13.3 | ≡ 9a10-1p35, 2p20-4p5, 9p-10p10 |
| 13.0 | 14.6 | 12.2 | 15.5 | 11.6 | N 2 | N 4 | NW 2 | 10 | 10 | 9 | 2.5 | ●² 7a20-1p35, ≡ 3p10-5p40, ●² 11p-MN |
| 11.2 | 13.3 | 9.0 | 13.5 | 8.4 | WSW 3 | SW 4 | W 3 | 7 | 4 | 9 | 21.2 | ●² MN-2a, ●² ch 4p10-6p45, 11p30-11p45 |
| 12.0 | 14.0 | 10.8 | 14.5 | 8.5 | SW 4 | SW 3 | C 0 | 6 | 7 | 9 | 5.4 | ≡ 9p10-10p30 |
| 12.7 | 13.0 | 12.5 | 14.4 | 10.0 | SW 3 | SW 4 | C 0 | 6 | 8 | 8 | 1.0 | ●¹ 10p-MN; ⌒ al SW 7a25 |
| 12.3 | 12.6 | 10.8 | 14.0 | 10.0 | W 3 | W 2 | W 1 | 6 | 7 | 9 | 3.4 | ●¹ MN-1a, ≡ 9a-11a10 |
| 10.4 | 14.2 | 11.2 | 16.5 | 10.0 | N 1 | NW 2 | N 1 | 01 | 7 | 9 | 1.5 | ≡ 8a30-1p25 |
| 12.8 | 13.1 | 10.8 | 15.5 | 10.0 | N 2 | N 2 | C 0 | 8 | 9 | 10 | 3.0 | ≡ 10a45-1p35, ●² 3p5-8p40, ≡ 9p30-10p10 |
| 12.2 | 14.5 | 11.4 | 15.0 | 9.0 | S 2 | SW 1 | SW 1 | 3 | 5 | 6 | 22.2 | |
| 12.7 | 15.0 | 8.7 | 16.0 | 8.0 | C 0 | SW 2 | C 0 | 5 | 4 | 0 | — | ⊃ n |
| 12.6 | 18.0 | 10.8 | 19.0 | 6.4 | S 2 | S 1 | C 0 | 0 | 0 | 0 | — | ⊃ n |
| 11.9 | 14.0 | 10.9 | 15.0 | 9.1 | 2.0 | 2.8 | 1.4 | 7.0 | 6.5 | 7.3 | 254.8 | |

# ANEXO

## Estación Campos de Barazarte—Pampa Salitrera

NOV. 1912—FEBR. 1913

---

# ANHANG

## Station Campo de Barazarte—Salpeter Pampa

NOV. 1912—FEBR. 1913

**CAMPO DE BARAZARTE** (H = 2040 m) **NOVIEMBRE 1912** φ = 25° 03′ S λ = 69° 54′

| Dia / Tag | Temperatura del aire Lufttemperatur C° 7a | 2p | 9p | Max. | Min. | Dirección y fuerza del viento Richtung und Stärke des Windes 0—12 B 7a | | 2p | | 9p | | Nebulosidad Bewölkung 0—10 7a | 9p | 2p | Agua caída Niederschlag mm 7a - 7a | Notas Bemerkungen |
|---|---|---|---|---|---|---|---|---|---|---|---|---|---|---|---|---|
| 1 | 12.2 | 23.0 | 8.4 | 23.0 | 6.5 | S | 5 | S | 5 | S | 5 | 0 | 0 | 0 | — | |
| 2 | 12.1 | *23.1* | 4.4 | *23.1* | 3.5 | N | 5 | N | 8 | N | 1 | 0 | 1 | 0 | — | |
| 3 | 12.1 | 23.0 | 9.2 | 27.0 | 3.0 | N | 8 | N | 1 | S | 1 | 0 | 0 | 0 | — | |
| 4 | 13.4 | 20.0 | 5.1 | 24.5 | 5.0 | N | 1 | N | 1 | C | 0 | 0 | 0 | 0 | — | |
| 5 | 13.1 | 21.4 | 6.4 | 24.0 | **1.5** | C | 0 | S | 1 | C | 0 | 0 | 0 | 0 | — | |
| 6 | 16.2 | 23.2 | 9.3 | 26.0 | 3.0 | C | 0 | W | 3 | C | 0 | 0 | 0 | 0 | — | |
| 7 | 15.2 | 24.4 | 13.1 | 27.0 | 3.5 | C | 0 | S | 3 | C | 0 | 3 | 0 | 0 | — | |
| 8 | 18.0 | 25.0 | 13.0 | 26.5 | 10.5 | S | 3 | S | 3 | S | 3 | 0 | 1 | 0 | — | |
| 9 | 17.0 | 25 2 | 10.2 | 27.5 | 10.0 | S | 3 | N | 1 | C | 0 | 0 | 0 | 0 | — | |
| 10 | 16.2 | 25.2 | 10.0 | 28.0 | 5.5 | C | 0 | N | 3 | C | 0 | 0 | 0 | 0 | — | |
| 11 | 18.3 | 24.3 | 10.4 | 29.5 | 8.0 | C | 0 | C | 0 | C | 0 | 0 | 0 | 0 | — | |
| 12 | 17.3 | 26.1 | 12.4 | 28.5 | 8.0 | C | 0 | S | 1 | N | 1 | 0 | 0 | 0 | — | |
| 13 | 18.3 | 26.1 | 12.0 | **30.5** | 7.0 | S | 5 | N | 1 | N | 8 | 0 | 0 | 0 | — | |
| 14 | 14.2 | 24.2 | 10.0 | 25.0 | 10.0 | N | 8 | N | 5 | N | 8 | 0 | 0 | 0 | — | |
| 15 | 18 0 | 26.0 | 10.3 | 29.5 | 9.5 | S | 1 | C | 0 | C | 0 | 0 | 0 | 0 | — | |
| 16 | 19.3 | 25.2 | 14.0 | 29.5 | 8.5 | N | 5 | N | 1 | N | 5 | 0 | 0 | 0 | — | |
| 17 | 18.3 | 24.1 | 12.1 | 28.0 | 8.0 | S | 1 | C | 0 | C | 0 | 0 | 0 | 0 | — | |
| 18 | 14.4 | 23.2 | 12.3 | 26.0 | 10.5 | C | 0 | S | 5 | N | 1 | 0 | 0 | 0 | — | |
| 19 | 16.3 | 24.0 | 10.4 | 25.5 | 5.0 | C | 0 | W | 1 | W | 1 | 0 | 0 | 0 | — | |
| 20 | 19.1 | 25.3 | 10.4 | 27.0 | 4.0 | C | 0 | W | 5 | C | 0 | 0 | 0 | 0 | — | |
| 21 | 16.3 | 26.2 | 9.3 | 27.5 | 4.5 | C | 0 | C | 0 | C | 0 | 0 | 0 | 0 | — | |
| 22 | *21.1* | 25.4 | 11.3 | 28.5 | 10.5 | C | 0 | C | 0 | C | 0 | 0 | 0 | 0 | — | |
| 23 | 19.1 | 27.4 | 11.0 | 29.0 | 8.5 | S | 1 | W | 5 | C | 0 | 0 | 0 | 0 | — | |
| 24 | 18.1 | 28.0 | 11.2 | 29.0 | 6.5 | C | 0 | W | 5 | S | 1 | 0 | 0 | 0 | — | |
| 25 | 20.3 | 26.3 | 11.2 | 29.5 | 9.5 | E | 1 | S | 5 | C | 0 | 0 | 0 | 0 | — | |
| 26 | 19.2 | 27.0 | 12.0 | 29.0 | 9.5 | S | 1 | S | 5 | C | 0 | 0 | 0 | 0 | — | |
| 27 | 20.2 | 25.4 | 11.3 | 28.0 | *11.3* | C | 0 | N | 1 | C | 0 | 0 | 0 | 0 | — | |
| 28 | 17.1 | 25.0 | 10.2 | 26.5 | 5.5 | C | 0 | S | 1 | C | 0 | 5 | 0 | 0 | — | |
| 39 | 18.1 | 26.2 | 11.2 | 27.5 | 3.5 | S | 1 | S | 5 | S | 1 | 0 | 0 | 0 | — | |
| 30 | 18.3 | 25.4 | 11.2 | 28.0 | 10.5 | S | 5 | S | 5 | C | 0 | 0 | 0 | 0 | — | |
| Pro. Mit. | 16.9 | 24.8 | 10.4 | 27.3 | 7.0 | | 1.8 | | 2.7 | | 1.2 | 0.3 | 0.0 | 0.0 | — | |

**CAMPO DE BARAZARTE** (H = 2040 m) **DICIEMBRE 1912** φ = 25° 03′ S λ = 69° 54′

| | | | | | | | | | | | | | | | | |
|---|---|---|---|---|---|---|---|---|---|---|---|---|---|---|---|---|
| 1 | 19.2 | 25.0 | 11.0 | 28.0 | 11.0 | N | 1 | N | 5 | C | 0 | 0 | 0 | 0 | — | |
| 2 | 19.0 | 24.4 | 10.2 | 26.5 | 10.0 | S | 5 | N | 5 | C | 0 | 0 | 0 | 0 | — | |
| 3 | 20.2 | 25.0 | 10.4 | 29.0 | 9.5 | C | 0 | S | 5 | C | 0 | 0 | 0 | 0 | — | |
| 4 | 19.4 | 25.3 | 10.3 | **30.0** | 10.0 | N | 1 | S | 5 | S | 1 | 0 | 1 | 0 | — | |
| 5 | 18.4 | 25.2 | 11.4 | 28.0 | 4.5 | N | 2 | N | 5 | C | 0 | 0 | 0 | 0 | — | |
| 6 | 17.1 | 26.3 | 10.0 | 29.0 | 4.5 | C | 0 | S | 5 | C | 0 | 0 | 0 | 0 | — | |
| 7 | 17.3 | 24.3 | 13.1 | 28.0 | 5.5 | N | 5 | S | 1 | N | 8 | 0 | 0 | 0 | — | |
| 8 | 18.1 | 25.0 | 14.2 | 29.5 | 12.0 | S | 1 | C | 0 | S | 8 | 0 | 0 | 0 | — | |
| 9 | 19.3 | 24.3 | 12.6 | 28.5 | 10.5 | S | 1 | S | 1 | C | 0 | 5 | 5 | 0 | — | |
| 10 | 18.1 | 24.0 | 14.4 | 27.0 | 9.0 | S | 5 | S | 5 | S | 1 | 5 | 7 | 3 | — | |
| 11 | 19.4 | 23.4 | 10.3 | 29.5 | 9.0 | N | 1 | S | 1 | S | 1 | 7 | 8 | 0 | — | |
| 12 | 19.2 | 25.4 | 12.1 | 29.5 | 10.0 | N | 5 | S | 1 | C | 0 | 0 | 0 | 0 | — | |
| 13 | 21.4 | 27.2 | | | | S | 1 | S | 5 | | | 0 | 1 | 0 | — | |
| 14 | 18.1 | 26.4 | 11.1 | 28.0 | 5.5 | C | 0 | S | 5 | N | 1 | 0 | 0 | 1 | — | |
| 15 | 17.4 | 26.3 | 10.3 | 27.5 | 4.5 | C | 0 | S | 8 | C | 0 | 7 | 7 | 0 | — | |
| 16 | *20.7* | 26.7 | 11.2 | 28.5 | 6.0 | C | 0 | N | 5 | C | 0 | 0 | 3 | 0 | — | |
| 17 | 17.4 | 26.3 | 10.3 | 27.5 | 4.5 | C | 0 | S | 8 | C | 0 | 7 | 7 | 0 | — | |
| 18 | *20.7* | 26.7 | 10.4 | 27.3 | 10.1 | C | 0 | N | 3 | C | 0 | 0 | 3 | 3 | — | |
| 19 | 16.3 | 25.3 | 14.3 | 26.0 | **2.8** | C | 0 | S | 1 | S | 5 | 5 | 5 | 0 | — | |
| 20 | 17.4 | 26.2 | 14.3 | 28.0 | 13.0 | C | 0 | C | 0 | S | 5 | 9 | 9 | 0 | — | |
| 21 | 18.0 | 24.8 | | 26.3 | *14.0* | C | 0 | S | 5 | | | 0 | 0 | 0 | — | |
| 22 | 14.1 | 22.7 | *13.1* | 29.0 | *13.1* | S | 1 | S | 5 | C | 0 | 0 | 5 | 0 | — | |
| 23 | 18.0 | 25.2 | | *28.0* | *12.1* | S | 5 | S | 5 | | | 0 | 0 | 0 | — | |
| 24 | 18.0 | 26.2 | 13.4 | 28.5 | 8.1 | S | 1 | S | 5 | C | 0 | 0 | 0 | 0 | — | |
| 25 | *13.6* | 26.4 | 14.1 | 28.5 | 8.1 | C | 0 | S | 5 | S | 1 | 0 | 0 | 0 | — | |
| 26 | 19.7 | 26.0 | 14.2 | 27.0 | *14.2* | C | 0 | S | 5 | N | 5 | 5 | 5 | 0 | — | |
| 27 | 17.5 | 26.2 | 19.7 | 27.0 | *17.5* | N | 5 | N | 5 | N | 1 | 5 | 5 | 1 | — | |
| 28 | 16.0 | 25.2 | 14.2 | 29.0 | 12.1 | N | 5 | S | 5 | N | 5 | 0 | 9 | 0 | — | |
| 29 | 18.2 | 25.3 | 14.0 | *25.3* | 10.5 | C | 0 | N | 5 | C | 0 | 5 | 9 | 0 | — | |
| 30 | 15.7 | 24.0 | 12.2 | 28.0 | 8.1 | C | 0 | S | 5 | C | 0 | 5 | 0 | 0 | — | |
| 31 | 19.1 | *22.3* | *13.5* | *29.7* | 10.5 | C | 0 | S | 1 | S | 5 | 5 | 0 | 0 | — | |
| Pro. Mit. | 18.1 | 25.2 | 12.5 | 28.1 | 9.4 | | 1.6 | | 4.0 | | 1.5 | 2.3 | 2.9 | 0.3 | — | |

**AMPO DE BARAZARTE** (H = 2040 m) **ENERO 1913** φ = 25° 03′ S λ = 69° 54′ W

| Temperatura del aire Lufttemperatur C° | | | | | Dirección y fuerza del viento Richtung und Stärke des Windes 0—12 B | | | | | | Nebulosidad Bewölkung 0—10 | | | Agua caída Niederschlag mm | Notas Bemerkungen |
|---|---|---|---|---|---|---|---|---|---|---|---|---|---|---|---|
| 7a | 2p | 9p | Max. | Min | 7a | | 2p | | 9p | | 7a | 2p | 9p | 7a - 7a | |
| *17.9* | 25.7 | 15.0 | 27.5 | 12.1 | C | 0 | S | 7 | S | 5 | 1 | 1 | 0 | — | |
| *19.2* | 25.9 | 14.2 | 29.0 | *12.9* | C | 0 | N | 5 | C | 0 | 1 | 9 | 10 | — | |
| 19.0 | 25.9 | 15.1 | **32.3** | 11.4 | C | 0 | S | 5 | C | 0 | 10 | 10 | 0 | — | |
| 15.7 | 25.3 | 14.2 | 27.5 | 11.1 | C | 0 | S | 1 | C | 0 | 0 | 9 | 9 | — | |
| 19.0 | 25.9 | 15.0 | **32.3** | 11.4 | C | 0 | S | 1 | C | 0 | 10 | 10 | 0 | — | |
| 21.0 | 25.3 | 14.2 | 27.5 | 13.0 | C | 0 | N | 1 | C | 0 | 0 | 9 | 0 | — | |
| 12.1 | 25.3 | 12.3 | 29.5 | 9.0 | C | 0 | N | 5 | C | 0 | 9 | 9 | 0 | — | |
| 19.3 | 25.0 | 10.3 | 28.0 | 8.0 | C | 0 | S | 5 | C | 0 | 0 | 0 | 0 | — | |
| *19.0* | 25.1 | 14.2 | 28.0 | 9.0 | C | 0 | C | 0 | S | 1 | 0 | 0 | 0 | — | |
| 15.1 | 22.1 | 10.0 | *22.0* | 8.0 | C | 0 | S | 1 | N | 5 | 0 | 0 | 0 | — | |
| 19.1 | 31.5 | *9.2* | **32.3** | *9.2* | S | 1 | C | 0 | S | 1 | 5 | 0 | 0 | — | |
| 18.4 | 25.4 | 11.4 | 27.0 | **5.0** | C | 0 | S | 1 | C | 0 | 0 | 5 | 0 | — | |
| 19.1 | 27.7 | *14.2* | 28.5 | 9.0 | C | 0 | S | 5 | C | 0 | 9 | 0 | 0 | — | |
| 17.3 | 24.2 | 12.4 | 26.0 | *10.0* | S | 1 | S | 5 | C | 0 | 0 | 0 | 0 | — | |
| 15.4 | 24.3 | *10.3* | 28.1 | *10.3* | S | 5 | S | 5 | S | 5 | 0 | 1 | 5 | — | |
| 16.1 | 24.3 | 14.2 | 28.0 | 11.0 | N | 5 | S | 5 | S | 5 | 1 | 0 | 0 | — | |
| 16.9 | 25.3 | *13.5* | *31.1* | 10.1 | N | 1 | S | 5 | C | 0 | 0 | 5 | 0 | — | |
| 16.0 | 25.1 | 14.7 | 28.5 | 10.1 | S | 5 | C | 0 | S | 1 | 9 | 0 | 0 | — | |
| 16.4 | 24.0 | 14.0 | 29.0 | 13.5 | S | 5 | S | 5 | C | 0 | 0 | 9 | 0 | — | |
| *16.4* | 25.0 | 16.4 | 29.0 | 12.0 | N | 1 | N | 5 | C | 0 | 0 | 0 | 0 | — | |
| 16.3 | 26.4 | 13.7 | 28.5 | 9.0 | C | 0 | S | 5 | C | 0 | 0 | 0 | 0 | — | |
| 14.2 | 27.0 | 12.0 | 28.0 | 8.1 | C | 0 | S | 1 | C | 0 | 0 | 0 | 0 | — | |
| 13.0 | 26.3 | *12.3* | 20.0 | 8.5 | S | 5 | S | 1 | C | 0 | 0 | 0 | 0 | — | |
| 18.3 | *22.1* | 14.1 | 28.5 | 13.0 | S | 1 | S | 1 | C | 0 | 0 | 0 | 0 | — | |
| 18.1 | 25.0 | 13.0 | 29.0 | 13.0 | S | 5 | S | 5 | C | 0 | 0 | 0 | 0 | — | |
| 20.0 | 25.0 | 13.0 | 28.5 | 10.0 | C | 0 | S | 5 | N | 1 | 0 | 0 | 0 | — | |
| 18.0 | 25.1 | 13.1 | 27.0 | 13.0 | C | 0 | S | 1 | C | 0 | 0 | 0 | 0 | — | |
| 16.0 | 25.2 | 13.2 | 27.0 | 12.1 | C | 0 | S | 5 | C | 0 | 0 | 0 | 0 | — | |
| 20.0 | 25.0 | 14.0 | 26.5 | 11.1 | C | 0 | N | 5 | S | 1 | 0 | 9 | 0 | — | |
| 20.0 | 25.2 | 14.0 | 27.0 | *14.0* | C | 0 | S | 5 | C | 0 | 0 | 9 | 0 | — | |
| 22.0 | 25.4 | 13.4 | 28.5 | 13.1 | S | 1 | S | 1 | N | 1 | 0 | 9 | 0 | — | |
| 17.6 | 25.4 | 13.2 | 28.4 | 10.7 | | 1.2 | | 3.3 | | 0.9 | 1.8 | 3.4 | 0.8 | — | |

**AMPO DE BARAZARTE** (H = 2040 m) **FEBRERO 1913** φ = 25° 03′ S λ = 69° 54′ W

| | | | | | | | | | | | | | | | |
|---|---|---|---|---|---|---|---|---|---|---|---|---|---|---|---|
| 14.0 | 22.0 | 11.3 | 24.0 | 10.0 | S | 5 | C | 0 | C | 0 | 9 | 0 | 0 | — | |
| 18.1 | 25.3 | 11.4 | 27.5 | 7.0 | C | 0 | S | 5 | C | 0 | 1 | 0 | 0 | — | |
| 15.3 | 31.0 | 12.0 | 31.0 | *12.0* | C | 0 | N | 5 | S | 5 | 0 | 9 | 0 | — | |
| 19.0 | 25.3 | 15.0 | *25.3* | 11.5 | C | 0 | S | 5 | N | 5 | 0 | 0 | 0 | — | |
| *15.0* | 19.0 | *13.1* | 23.5 | *13.1* | S | 1 | N | 5 | S | 5 | 0 | 0 | 0 | — | |
| 19.5 | 24.6 | 14.3 | 28.5 | *14.3* | C | 0 | N | 5 | N | 5 | 0 | 0 | 0 | — | |
| *17.0* | *23.0* | 15.3 | 32.0 | 10.0 | S | 5 | S | 5 | C | 0 | 0 | 0 | 0 | — | |
| *14.3* | 30.6 | 15.3 | 34.0 | 10.0 | C | 0 | C | 0 | C | 0 | 0 | 0 | 0 | — | |
| *19.1* | *34.3* | *14.1* | 34.5 | *14.1* | C | 0 | S | 5 | S | 1 | 0 | 0 | 0 | — | |
| *18.0* | 29.0 | 15.3 | 33.0 | 10.5 | C | 0 | C | 0 | C | 0 | 0 | 0 | 0 | — | |
| *19.2* | *22.1* | *14.4* | *24.5* | *10.0* | N | 5 | S | 5 | C | 0 | 0 | 0 | 0 | — | |
| *15.9* | *25.9* | 14.3 | 30.0 | 11.5 | C | 0 | C | 0 | C | 0 | 0 | 0 | 0 | — | |
| *19.0* | *23.2* | *14.0* | *27.0* | *13.5* | C | 0 | S | 5 | C | 0 | 0 | 0 | 0 | — | |
| *19.0* | *24.8* | *15.0* | 33.5 | 10.0 | S | 5 | S | 5 | N | 6 | 0 | 0 | 0 | — | |
| 16.3 | *25.1* | 14.3 | *31.1* | 11.3 | C | 0 | C | 0 | C | 0 | 0 | 0 | 0 | — | |
| 15.2 | 21.3 | 14.5 | *28.0* | *13.5* | S | 5 | S | 5 | S | 1 | 0 | 0 | 0 | — | |
| 19.2 | 25.0 | *15.3* | 25.5 | 11.5 | C | 0 | C | 0 | C | 0 | 0 | 0 | 0 | — | |
| *18.0* | 25.0 | *15.0* | 29.0 | 10.5 | N | 5 | C | 0 | C | 0 | 0 | 0 | 0 | — | |
| 18.2 | 25.0 | 12.0 | 30.0 | 10.5 | S | 1 | N | 5 | C | 0 | 0 | 0 | 0 | — | |
| *20.3* | 25.3 | 14.0 | 29.5 | 10.0 | C | 0 | C | 0 | C | 0 | 0 | 0 | 0 | — | |
| 19.0 | 25.3 | *16.3* | *25.3* | 14.0 | C | 0 | S | 5 | C | 0 | 0 | 0 | 0 | — | |
| *15.4* | *23.0* | *15.0* | *26.0* | *13.0* | C | 0 | S | 1 | C | 0 | 0 | 0 | 0 | — | |
| *16.4* | *23.0* | *14.0* | 25.5 | 11.0 | C | 0 | C | 0 | S | 5 | 0 | 0 | 0 | — | |
| 15.1 | *24.1* | *12.9* | 24.5 | 10.0 | C | 0 | S | 5 | C | 0 | 0 | 0 | 0 | — | |
| *16.2* | 25.3 | *13.3* | *30.0* | 13.0 | S | 1 | S | 5 | S | 5 | 0 | 0 | 0 | — | |
| 15.3 | *28.0* | *15.0* | *29.0* | 10.0 | C | 0 | S | 5 | S | 1 | 0 | 0 | 0 | — | |
| 17.3 | 28.0 | 19.4 | *20.6* | 16.0 | C | 0 | S | 1 | C | 0 | 0 | 0 | 0 | — | |
| *19.0* | 30.0 | 18.3 | *34.0* | 14.0 | C | 0 | C | 0 | C | 0 | 0 | 0 | 0 | — | |
| 17.3 | 25.5 | 14.4 | 28.8 | 11.6 | | 1.2 | | 2.9 | | 1.4 | 0.4 | 0.3 | 0.0 | — | |

INSTITUTO CENTRAL METEOROLÓGICO Y GEOFÍSICO DE CHILE

Publicaciones bajo la dirección
del
Dr. WALTER KNOCHE

N.° 10 — 12

# Anuario Meteorológico de Chile

Segunda parte (Resúmenes)

## Meteorologisches Jahrbuch für Chile

Zweiter Teil (Zusammenstellungen)

## 1912

SANTIAGO DE CHILE
Sección Impresiones del Instituto Meteorológico
1914

INSTITUTO CENTRAL METEOROLÓGICO Y GEOFÍSICO DE CHILE

Publicaciones bajo la direccion
del
Dr. WALTER KNOCHE

N.° 10

# Anuario Meteorológico de Chile

Segunda parte Resúmenes

## Meteorologisches Jahrbuch für Chile

Zweiter Teil Zusammenstellungen

## 1912



SANTIAGO DE CHILE
Sección Impresiones del Instituto Meteorológico
1914

# INDICE


**Indice** ..... **III**

**Introducción** ..... **IV**

Breve descripción de las estaciones..... V
Algunos casos de tiempo extraordinario en Chile. VI
Lista de las Estaciones Meteorológicas y de su instrumental..... VII

**Promedios Diarios en 30 Estaciones de 1.º - 4.º Orden**.... **1**

Barómetro..... 2
Humedad Relativa..... 14
Humedad Absoluta..... 26
Temperatura del Aire (Promedio diario)..... 38
Temperatura del Aire (Oscilación diaria)..... 50
Nebulosidad ..... 62

**Resúmenes mensuales y anuales en las Estaciones de 1.º - 4.º Orden** ..... **75**

Arica ..... 76
Iquique ..... 77
Antofagasta ..... 78
Caldera ..... 79
Pascua ..... 80
Copiapó ..... 81
Coquimbo..... 82
Serena..... 83
Ovalle ..... 84
Los Andes ..... 85
Valparaíso..... 86
Santiago ..... 87
Lo Espejo ..... 88
Juan Fernández..... 89
El Teniente..... 90
Rancagua ..... 91
San Fernando..... 92
Curicó ..... 93
Talca ..... 94
Punta Carranza..... 95
Chanco ..... 96
Linares ..... 97
Punta Tumbes ..... 98
Concepción ..... 99
Punta Lavapié ..... 100
Angol ..... 101
Contulmo ..... 102
Traiguén..... 103
Mocha W..... 104
Temuco..... 105
Valdivia..... 106
Punta Galera..... 107
Osorno..... 108
Puerto Varas (ver. Los Riscos)..... 109
Puerto Montt ..... 110
Punta Corona..... 111
Morro Lobos ..... 112
Huafo..... 113
Melinka ..... 114
Evangelistas..... 115
Punta Dungeness..... 116
Punta Arenas..... 117
San Isidro..... 118

**Resúmenes Especiales** ..... **119**

Días de Temporal..... 120
Días de Hielo, Días Helados y Días de Verano..... 121
Resúmen anual..... 122

**Fe de erratas**..... **125**

**Cuadros Gráficos.**


# INHALTSVERZEICHNIS


**Inhaltsverzeichnis**..... **III**

**Einleitung**..... **IV**

Kurze Beschreibung der Stationen..... V
Einige Fälle aussergerwöhnlichen Wetters in Chile. VI
Verzeichnis der Meteorologischen Stationen und ihrer Instrumente..... VII

**Tägliche Mittel von 30 Stationen 1. - 4. Ordnung**..... **1**

Barometer..... 2
Relative Feuchtigkeit..... 14
Absolute Feuchtigkeit..... 26
Lufttemperatur (Tägl. Mittel)..... 38
Lufttemperatur (Tägl. Schwankung)..... 50
Bewölkung..... 62

**Monatliche und jährliche Übersichten an den Stationen 1. - 4. Ordnung**..... **75**

Arica ..... 76
Iquique ..... 77
Antofagasta ..... 78
Caldera ..... 79
Osterinsel ..... 80
Copiapó ..... 81
Coquimbo..... 82
Serena ..... 83
Ovalle ..... 84
Los Andes ..... 85
Valparaíso ..... 86
Santiago ..... 87
Lo Espejo ..... 88
Juan Fernández..... 89
El Teniente..... 90
Rancagua ..... 91
San Fernando..... 92
Curicó ..... 93
Talca ..... 94
Punta Carranza..... 95
Chanco ..... 96
Linares ..... 97
Punta Tumbes ..... 98
Concepción ..... 99
Punta Lavapié..... 100
Angol ..... 101
Contulmo ..... 102
Traiguén..... 103
Mocha W..... 104
Temuco..... 105
Valdivia..... 106
Punta Galera..... 107
Osorno..... 108
Puerto Varas (resp. Los Riscos)..... 109
Puerto Montt..... 110
Punta Corona..... 111
Morro Lobos ..... 112
Huafo..... 113
Melinka ..... 114
Evangelistas..... 115
Punta Dungeness..... 116
Punta Arenas..... 117
San Isidro..... 118

**Besondere Zusammenstellungen**..... **119**

Sturmtage..... 120
Eis, Frost-und Sommertage..... 121
Jährliche Übersicht..... 122

**Druckfehlerverzeichnis**..... **125**

**Graphische Darstellungen.**

# INTRODUCCIÓN

## BREVE DESCRIPCIÓN DE LAS ESTACIONES

### ISLA DE PASCUA

v. descripción Publ. N.º 4 pág. V y 150.

### OVALLE

Ciudad, capital del departamento de su nombre, situada a 80 kilómetros al S. de la ciudad de la Serena. Está asentada en un sitio plano de la ribera norte del Limarí a 217 metros sobre el nivel del Pacífico y junto a este río que la provee de abundante agua y riega sus bien cultivados y feraces contornos; por su lado norte la ciñen unas alturas medianas.

### LO ESPEJO

Caserío de una vice parroquia del departamento de Santiago, situado a diez kilómetros hacia el SO. del extremo occidental de la ciudad de Santiago. Próximo por el E. corre de norte a sur el río Mapocho.

### EL TENIENTE

Mineral de cobre en la Cordillera de Los Andes situado en la provincia de O'Higgins próximo al río Cachapoal a 2134 m. sobre el mar.

### LAVAPIE

Punta que cierra por el sudoeste la ensenada de Arauco, aproximándose a la isla de Santa María, situada al N., entre las cuales media un brazo de mar de nueve kilómetros de ancho, que forma la entrada austral o la que llaman Boca Chica de la misma ensenada.

### ANGOL

Capital del departamento de su nombre y de la provincia de Malleco. Yace a 90 metros sobre el nivel del Pacífico; se halla situada en un recinto limitado al norte por una quebrada bastante profunda llamada Lochochinhue, al oriente por la misma quebrada y el río Vergara, al sur con el río Picoiquén y al poniente con el primer cordón de cerros de la cordillera de Nahuelvuta. Es de clima muy sano y de contornos pintorescos, fértiles y despejados.

# EINLEITUNG

## KNRZE BESCHREIBUNG DER STATIONEN

### OSTERINSEL

s. Beschreibung Publ. N.º 4. S. V. u. S. 150

### OVALLE

Hauptstadt des Departaments gleichen Namens, 80 km südwärts der Stadt Serena. Sie liegt auf einer Ebene am Nordufer des Limarí in 217 m über dem Niveau des Stillen Ozeans und unmittelbar am Flusse, der sie mit reichlich Wasser versieht, das ihre wohlkultivierte und fruchtbare Umgebung berieselt; die Nordseite der Stadt umgeben mässig hohe Berge.

### LO ESPEJO

Häuserkomplex einer Viceparochie des Departements Santiago, 10 km südostwärts vom Westrand der Stadt Santiago gelegen. Unmittelbar östlich fliesst der Mapochofluss von N nach S.

### EL TENIENTE

Kupfermine in der Andenkordillere, in der Provinz O'Higgins; nahe des Cachapoalflusses in 2134 m über dem Meere gelegen.

### LAVAPIE

Spitze in der Nähe der nach Norden zu gelegenen Insel Santa Maria, welche die Reede von Arauco abschliesst; zwischen beiden befindet sich ein Meeresarm von 9 km Breite, der die Südzufahrt dieser Reede, Boca Chica genannt, bildet.

### ANGOL

Hauptstadt des Departements gleichen Namens und der Provinz Malleco, in 90 m über dem Spiegel des Stillen Ozeans. Sie liegt in einem Gebiet, das nördlich durch eine ziemlich tiefe Schlucht, Lochonchiuhue genannt, im Osten durch dieselbe Schlucht und den Picoiquénfluss, im Süden durch den Picoiquén und im Westen durch den ersten Bergzug der Nahuelvutakordillere begrenzt wird. Das Klima ist sehr gesund, die Umgebung malerisch, freundlich und fruchtbar.

## LOS RISCOS

Fundo al pié del Volcán Calbuco en la ribera sur del lago Llanquihue con muy buena producción agrícola.

## PUERTO VARAS

Situado en el lago de Llanquihue a su extremo austral, a 20 kilómetros al N. de la ciudad de Puerto Montt. Su caserío está asentado en un plano del ribazo del lago, con vista a él y a las cumbres nevadas de los volcanes Osorno y Calbuco.

## MORRO DE LOBOS

Faro situado en la pequeña isla Caucahué frente al puerto de Quenschi, departamento de Ancud, provincia de Chiloé.

## MELINKA

Puerto del departamento de Castro que se encuentra apartado al S. de su capital y de la isla de Chiloé; está situado a la extremidad de las islas Guaitecas o sea de su archipiélago. Es abrigado y resguardado por las islas que lo rodean, teniendo su caserío sobre la ribera sur de la llanada de Ascensión.

## SAN ISIDRO

(Cabo de).—Promontorio situado en la costa del estrecho de Magallanes del lado del continente, entrando este estrecho por el Pacífico. Forma un ángulo desde donde esta costa vuelve del sudoeste directamente al norte, detrás de él hay un cerro grande y redondo, lleno de árboles hasta la cima.

## LOS RISCOS

Besitztum am Fusse des Vulkans Calbuco am Südufer des Llanquihuesees mit prächtiger Landwirtschaft.

## PUERTO VARAS

Am äussersten Südende des Llanquihuesees im N von Puerto Montt. Die Stadt liegt auf dem ebenen Seeufer, mit Blick auf die Schneegipfel der Vulkane Osorno und Calbuco.

## MORRO DE LOBOS

Auf der kleinen Insel Caucahue befindlicher Leuchtturm gegenüber Quemchi im Department Ancúd, Provinz Chiloé.

## MELINKA

Hafen im Dapartment Castro, abgelegen von dieser Stadt und der Insel Chiloë; er liegt am äussersten Rand der Guaitecas-Inseln resp. des Archipels gleichen Namens. Die Ortschaft liegt, vor Wind und Wetter durch die umliegenden Inseln geschützt, auf der ebenen, Ascension genannten Südküste.

## SAN ISIDRO (Cap)

Vorgebirge an dem Festlandsufer der Magellanesstrasse gelegen oder auf der linken Seite beim Eintritt in die Enge vom Stillen Ozean her. Es bildet einen Winkel, wo sich die Küste aus Südosten scharf nach Norden wendet; hinter dem Cap liegt ein hoher abgerundeter bis zum Gipfel bewaldeter Hügel.

# ALGUNAS PERTURBACIONES ATMOSFERICAS EXTRAORDINARIAS
## EINIGE AUSSERGEWÖHNLICHE WITTERUNGSERSCHEINUNGEN

### El aluvión de Gatico el 17 y 18 de Mayo 1912

En la noche del 17 al 18 de Mayo, hubo un gran temporal de lluvia en el Mineral de *Gatico* situado a corta distancia de la caleta de su nombre en el departamento de Tocopilla.

*Gatico* $\varphi = 22° 30'$S, $\lambda = 70° 17'$ W — es un pequeño puerto en donde se esportan abundantes minerales de cobre, que se traen por un buen servicio de andariveles desde el interior. A pesar de que no se sabe con verdadera precisión el agua caída en este temporal, se trata de algo inusitado para esa región y que causó una verdadera catástrofe inundando varias minas especialmente las de *Toldo, Velarde y Argentina* que fueron las más perjudicadas, por la pérdida de numerosas vidas y de la mayor parte de las maquinarias y maestranzas.

Según algunos corresponsales de los diarios de Santiago, la lluvia empezó con una finísima garúa la que fué aumentando gradualmente hasta tomar enormes proporciones. El torrente que bajaba de los cerros que circundan la caleta fué tan violento que no sólo se filtró en las casas e inundó las minas sino que cubrió el suelo con mas de 1 metro de agua y como la noche estaba sin luz, la confusión de los trabajadores de las minas y sus familias dió lugar a escenas lamentables Más de treinta personas perecieron ahogadas y numerosas las que quedaron sin abrigo.

Esta tempestad, que según los habitantes de Gatico, no tenía precedente, fué además aparentemente general en el país. Puede decirse que comenzó el 12 de Mayo en las cercanías del *estrecho de Magallanes*, (Cabo de San Isidro — Lat. 53° 48′) y siguió su marcha ascendente para el norte. El dia 13 llega a la latitud 52° 24′ (Evangelistas), el 14 por los 43° 33′ (Huafo), el 15 pasa por Punta Corona, Puerto Montt, Puerto Varas, Valdivia, Contulmo y Cencepción, el 16 por los 35° alcanza a Punta Carranza y Talca y ese mismo dia llega a San Fernando, Santiago, Valparaíso y Los Andes, en la noche del 16 al 17 a Coquimbo, Serena y Ovalle y por fin el 17 y 18 a Copiapó, Caldera, Antofagasta y Gatico. Más al norte de Gatico parece que no llegó el temporal, pues sólo encontramos el 18 de Mayo un fuerte viento, pero sin lluvia en Iquique.

### El temporal de la zona central el 9 de Junio de 1912

En los dias 8, 9, y 10 de Junio hubo un fuerte temporal de agua que abarcó la zona central de Chile desde la provincia de Aconcagua hasta la de Chiloé inclusive. Causó serios perjuicios en Santiago, en donde las aguas del Mapocho aumentaron de modo considerable y arrastraron árboles, escombros e inundaron con agua y arena el paseo de la Alameda de las Delicias. En Valparaíso los derrumbes en los cerros fueron numerosos y las calles eran intransitables. En las líneas de los Ferrocarriles las aguas causaron grandes perjuicios por los contínuos rodados de los cerros que interrumpían el trayecto en grandes trechos y varios puentes viéronse amenazados por el caudal de las aguas de los ríos.

### Die Überschwemmung von Gatico am 17. und 18. Mai 1912.

In der Nacht vom 17. zum 18. Mai 1912 suchte ein heftiger Regen die Minenregion von Gatico, in geringer Entfernung vom Hafen gleichen Namens im Department Tocopilla gelegen, heim.

Gatico ($\varphi$=22° 30′ S, $\lambda$=70° 16′ W) ist ein kleiner Ort, von dem aus Kupfermineralien in bedeutender Menge vermittelst eines ausgedehnten Drahtseilbahn-Betriebs zur Ausfuhr kommen. Obwohl man die während des Unwetters niedergegangene Wassermenge nicht kennt, handelt es sich um einen für jene Gegend unerhörten Niederschlag, der durch die Überschwemmung verschiedener Bergwerksbetriebe, besonders der am meisten geschädigten Minen *Toldo, Velarde und Argentina* eine wirkliche Katastrophe im Gefolge hatte, sowohl durch den Verlust zahlreicher Leben und des grössten Teils der Maschinen und Werkstätten.

Nach Mitteilung einiger Santiaguiner Zeitungen begann der Regen zunächst als sehr feines Rieseln, nahm aber allmählich ausserordentlich zu. Die Flut, welche von den den Hafen umgebenden Hügeln herabbrauste, war so heftig, dass sie nicht nur in die Häuser drang und die Minen überschwemmte, sondern einen Meter hoch über dem Boden stand. Da es dunkle Nacht war, war die Bestürzung der Arbeiter und ihrer Familien eine unbeschreibliche, und es kam zu traurigen Auftritten. Mehr als dreissig Bergleute ertranken und zahlreiche Personen blieben ohne Habe.

Dieser Gussregen, der nach Aussage der Bewohner Gaticos beispiellos war, erstreckte sich übrigens scheinbar über ganz Chile. Er begann vielleicht am 12. Mai im Gebiete der Magallanesstrasse (Kap San Isidro, $\varphi$=53° 48′), um nordwärts zu wandern. Am 13. finden wir ihn in 52° 24′ (Evangelistas), am 14. in 43° 33′ Breite (Huafo); am 15. regnet es in Pta. Corona, Pto. Montt, Pto. Varas, Valdivia, Contulmo und Concepción; am 16. (unter 35° Breite) gelangt das Unwetter nach Pta. Carranza, Talca, ferner nach San Fernando, Santiago, Valparaíso, Los Andes, nachts vom 16. zum 17. nach Coquimbo, Serena und Ovalle, schliesslich vom 17. zum 18. nach Copiapó, Caldera, Antofagasta und Gatico. Weiter nach Norden gelangte das Unwetter nicht; in Iquique herrschte allerdings am 18. Mai starker Wind, aber ohne Niederschlag.

### Das Regenwetter in Mittelchile am 9. Juni 1912.

Am 8. 9. und 10. Juni gab es einen heftigen Regenfall in einem Gebiet, das Mittelchile von der Provinz Aconcagua bis zur Provinz Chiloé umfasste. Er verursachte beträchtlichen Schaden in Santiago, wo der Mapochofluss stark anschwoll. Bäume entwurzelte, Mauern einriss und die Hauptstrasse, die Alameda de las Delicias, mit Schlamm überschwemmte. In Valparaiso kamen Erdschlipfe an den Hügeln vor und die Strassen waren unpassierbar. Auch die Eisenbahndämme erlitten infolge des Regens beträchtlichen Schaden, besonders durch Bergstürze, die den Verkehr auf langen Strecken sperrten; verschiedene Brücken wurden durch die reissend gewordenen Flüsse gefährdet.

## LISTA DE LAS ESTACIONES Y DE SU INSTRUMENTAL

| ESTACIONES stat. | Provincias Prov. | Orden Ordn. | Latitud S Breite | Long. W Länge | Alt. m. Höhe | Locales Lokal | Observadores Beobachter |
|---|---|---|---|---|---|---|---|
| a | Tacna | 3.º | 18° 28′ | 70° 20′ | 10 | Gob. Marítima | Sr. Fabriciano Moya, empl. de la Gob. Marítima |
| que | Tarapacá | 3.º | 20 12 | 70 11 | 10 | Isla Serrano | ,, B. Ortiz, del Faro de la isla |
| fagasta | Antofagasta | 3.º | 23 39 | 70 25 | 5 | Faro | ,, A. Polanco, empleado del Faro |
| o de Barazarte | ,, | 4.º | 25 03 | 69 54 | 2040 | Escuela P. | Sra. Zoila H. de Picón, directora de escuela |
| era | Atacama | 3.º | 27 03 | 70 53 | 30 | Faro | Sr. José Morón, guardián del Faro |
| ua | ,, | 1.º | 27 10 | 109 26 | 30 | Administración | ,, P. Edmonds, administrador de la isla |
| apó | ,, | 2.º | 27 22 | 70 21 | 370 | Liceo | ,, Bernardo Yáñez, profesor del Liceo |
| na | Coquimbo | 2.º | 29 54 | 71 16 | 37 | Escuela Minería | ,, Guillermo Escríbar, profesor de la Escuela Mineraí |
| imbo | ,, | 3.º | 29 56 | 71 21 | 25 | Faro P. Tortuga | ,, Diodoro Iturra, empleado del Faro |
| le | ,, | 3.º | 30 36 | 71 12 | 215 | Liceo | ,, Luis Pereira, profesor del Liceo |
| Andes | Aconcagua | 2.º | 32 50 | 70 36 | 820 | Liceo | ,, Miguel R. Salas, profesor del Liceo |
| araíso | Valparaíso | 1.º | 33 01 | 71 38 | 40 | F. P. Angeles | ,, José del C. Molina, guardián del Faro |
| iago | Santiago | 1.º | 33 27 | 70 42 | 520 | Quinta Normal | Empleados del Instituto Meteorológico |
| spejo | ,, | 2.º | 33 31 | 70 41 | 570 | Ob. Astronómico | Srs. F. Fanta y F. Banderas, astrónomos |
| Fernández | Valparaíso | 3.º | 33 37 | 78 50 | 10 | Faro | Sr. Manuel Carrera, del Faro |
| eniente | O'Higgins | 4.º | 34 06 | 70 38 | 2134 | Molino | ,, Julio Maldonado, empleado del establecimiento |
| agua | ,, | 3.º | 34 10 | 70 45 | 510 | Casa del observr. | ,, Patricio Venegas, médico y profesor del Liceo |
| Fernando | Colchagua | 3.º | 34 35 | 71 04 | 335 | Vivero Fiscal | ,, Daniel Zelada, empleado del Vivero |
| co | Curicó | 3.º | 34 59 | 71 19 | 230 | Liceo | ,, Rafael Correa, médico y profesor del Liceo |
| a | Talca | 2.º | 34 25 | 71 47 | 100 | Esc. Agrícola | ,, Pablo Larenas, agrónomo y profesor de la Escuela |
| a Carranza | Maule | 3.º | 35 36 | 72 38 | 30 | Faro | ,, Carlos Arce, empleado del Faro |
| eo | ,, | 4.º | 35 47 | 72 03 | 100 | Vivero Fiscal | ,, Tristán Verdugo, empleado del Vivero |
| res | Linares | 3.º | 35 51 | 71 39 | 150 | Vivero Fiscal | Srs. A. Vargas y E. Fernández, empleados del Vivero |
| a Tumbes | Concepción | 3.º | 36 36 | 73 06 | 90 | Faro | Sr. Zoilo Montalva, empleado del Faro |
| cepción | ,, | 2.º | 36 50 | 73 03 | 15 | Liceo | ,, Aníbal Pincheira, vice-rector del Liceo |
| pie | Arauco | 3.º | 37 08 | 73 35 | 45 | Faro | ,, José Larrea, empleado del Faro |
| bl | Malleco | 4.º | 37 49 | 72 43 | 84 | Liceo | ,, Lucas Mellado, profesor del Liceo |
| ulmo | Arauco | 2.º | 38 02 | 73 12 | 50 | Casa del observr. | ,, Gotthold Tzschabran, comerciante |
| gueu | Malleco | 3.º | 38 17 | 72 42 | 120 | C. del R. Miraflores | ,, Julio Parra, Sub-oficial del R, Miraflores |
| a W | Arauco | 3.º | 38 21 | 72 58 | 20 | Faro | ,, Carlos Rozas, empleado del Faro |
| uco | Cautín | 3.º | 38 45 | 72 38 | 110 | Liceo | ,, Carlos Calderón, profesor del Liceo |
| ivia | Valdivia | 1.º | 39 48 | 73 15 | 15 | Casa del observr. | ,, Hermann Balde, prof. y ex-direc. de la Esc. Alemana |
| a Galera | ,, | 3.º | 40 01 | 73 44 | 40 | Faro | ,, Agusto Stom, empleado del Faro |
| no | Llanquihue | 4.º | 40 35 | 73 10 | 30 | Liceo | ,, Abraham Gajardo, profesor del Liceo |
| ras y Los Riscos | ,, | 2.º | 41 13 | 72 41 | 60 | Casa del observr. | ,, Bernardo Minte, agricultor |
| to Montt | ,, | 3.º | 41 29 | 72 55 | 10 | Liceo | ,, Francisco Vivar, profesor del Liceo |
| a Corona | Chiloé | 3.º | 41 51 | 73 50 | 25 | Faro | ,, R. Rodríguez, empleado del Faro |
| o Lobos | ,, | 3.º | 42 04 | 73 22 | 70 | Faro | ,, Guillermo Dupouy, empleado del Faro |
| o | ,, | 3.º | 43 33 | 74 45 | 142 | Faro | ,, Guardián del Faro |
| nka | ,, | 4.º | 43 54 | 73 46 | 5 | Casa del observr. | ,, Jaime Monte Alegre |
| gelistas | T. de Magallanes | 3.º | 52 24 | 75 06 | 55 | Faro | ,, Eduardo Williams, empleado del Faro |
| a Dungeness | ,, | 3.º | 52 24 | 68 25 | 5 | Faro | ,, V. M. Bravo, empleado del Faro |
| a Arenas | ,, | 1.º | 53 10 | 70 54 | 4 | Liceo | ,, Arturo Cerda, profesor del Liceo |
| Isidro | ,, | 3.º | 53 48 | 70 59 | 20 | Faro | ,, Nieves Rodríguez, empleado del Faro |

B. = Muy buena. B. = Buena. R. = Regular. MR. = Menos que regular. M. = Mala.

A esta lista de instrumentos que precede hay que explicar que las letras que se encuentran junto a las alturas sobre el suelo se refieren a la marca del fabricante ivo.

De este modo significan; C. = Cary-Londres, F. = Fuess, Berlin-Steglitz, H. = Heath-Londres, N. Z. = Negretti y Zambra-Londres, P. R. = Pastorelli y Rapkin-Londres y chard-Paris.

Todos los barómetros son del tipo de Fortin, con división milimétrica y provistos de vernier

Los termómetros F. secos y húmedos estan divididos en 2/10°, los demas en grados enteros. Todos los húmedos de F. tienen aspirador. Los termómetros extremos es- didos por la firma F. en $\frac{1}{2}$° y por las demas en grados enteros.

Los anemómetros en uso son de cazos, sistema Robinson.

Para la evaporación se usa la balanza de Fuess.

Las casuchas en uso son diversas. El sistema simple ingles (I) de doble celosía y de 0.80m. de alto, 0.70 de fondo y 0.70m. de ancho. El tipo de la Armada (M) cuyas ones en sus tres direcciones es de 0.77m. Esta casucha tiene paredes dobles y por último en algunas partes se usa una casucha grande con celosía sencilla y que mide de alto, 1.80 m. de fondo y 1.80 m. de ancho.

## STATIONEN = UND INSTRUMENTENVERZEICHNIS

| Altura sobre el suelo (m).—Marca de Fábrica | | | | | | | | | | Casucha Hütte | Otros Instrumentos Andere Instrumente | Crit Beurte |
|---|---|---|---|---|---|---|---|---|---|---|---|---|
| Barómetro Bar. | | Term. Seco Trockn. Therm. | | Term. Húmedo Feucht. Therm. | | Term. Máxima Max. Therm. | | Term. Mínima Min. Therm. | | | | 1 |
| 1.50 | N. Z. | 1.50 | P. R. | 1.50 | P. R. | 1.60 | P. R. | 1.55 | P. R. | M | Anemóm. P. R., Evapor. F. | B |
| 0.77 | N. Z. | | P. R. | | P. R. | | midt | | Schmidt | M | Anemóm. P. R., Evapor. F., Veleta | B |
| 4.50 | P. R. | 5.00 | P. R. | 5.00 | P. R. | 5.00 | P. R. | 5.00 | P. R. | M | Anemóm. P. R., Evapor. F. | B |
| | F. | | F. | | F. | | F. | | F. | I | | R |
| | P. R. | | P. R. | | P. R. | | P. R. | | P. R. | M | | M. |
| 1.50 | P.R.y F. | 2.05 | F. | 2.05 | F. | 2.15 | F. | 2.10 | F. | I | Anemóm. P. R. Evapor. F, Veleta | B |
| | C. | | F. | | F. | | F. | | F. | G | | R |
| | C. | | F. | | F. | | F. | | F. | G | Anemóm. N. Z., Veleta | R |
| 1.10 | P. R. | 1.58 | F. | 1.58 | F. | 1.63 | F. | 1.63 | F. | M | Anemóm. H., Evapor. F. | B |
| 0.64 | F. | 2.27 | F. | 2.27 | F. | 2.37 | F. | 2.42 | F. | I | Anómom. F. Veleta, | R |
| 0.67 | C. | 2.95 | F. | 2.95 | F. | 3.05 | F. | 3.05 | F. | G | Anemóm. N. Z, Evapor. F, Veleta | B |
| 0.77 | P. R. | 1.42 | F. | 1.42 | F. | 1.59 | F. | 1.54 | F. | I y M | Anemóm. F., Evapor. F., | M. |
| 0.55 | Fastré | 1.30 | F. | 1.30 | F. | 1.68 | F. | 1.73 | F. | | Anemóm. F., Evapor. F, Veleta | M. |
| | F. | | F. | | F. | | F. | | F. | I | Anemóm. F. Evapor. F. Veleta | M. |
| | P. R. | | P. R. | | P. R. | | P. R. | | P. R. | M | | R |
| | | 1.75 | F. | | | 1.90 | F. | 1.95 | F. | I | | B |
| 0.81 | F. | 2.11 | F. | 2.11 | F. | 2.28 | R | 2.23 | F. | I | Veleta | R |
| 0.85 | F. | 2.00 | F. | 2.00 | F. | 2.00 | P. R. | 2.10 | F. | I | Evapor. F., Veleta | M. |
| | F. | | F. | | F. | | R | | | I | Evapor. F. | R |
| | F. | | F. | | F. | | F. | | F. | I | Anemóm. F., Evapor. F. | B |
| 0.50 | P. R. | 1.75 | P. R. | 1.75 | P. R. | 1.75 | P. R. | 1.75 | P. R. | M | Anemóm. F., Evapor. F, Veleta P. R. | B |
| 0.80 | F. | 1.50 | F. | 1.50 | F. | 1.50 | F. | 1.50 | F. | I | Evapor. F, Veleta | B |
| 1.80 | F. | 2.60 | F. | 2.60 | F. | 2.68 | F. | 2.64 | F. | I | Evapor. F. | R |
| | P. R. | | P. R. | | P. R. | | P. R. | | P. R. | M | | R |
| 1.50 | F. | 1.80 | F. | 1.80 | F. | 1.80 | F. | 1.80 | F. | G | Anemóm. F, Evapor. F, Veleta | M. |
| 0.60 | P. R. | 1.56 | P. R. | 1.56 | P. R. | 1.50 | Schwab | 1.50 | Schwab | M | Anemóm. P. R., Veleta P. R. | R |
| 1.07 | | 1.87 | F. | | | 2.28 | F. | 2.23 | F. | I | | B |
| | F. | 1.25 | F. | 1.25 | F. | 1.25 | F. | 1.25 | F. | I | Anemóm. P. R., Veleta | B |
| 1.00 | F. | 1.50 | F. | 1.50 | F. | 1.50 | F. | 1.50 | F. | I | | R |
| 4.67 | F. | 1.40 | P. R. | 1.35 | P. R. | 1.30 | P. R. | 1.35(?) | P. R. | M | Anemóm. N. Z., Veleta | B |
| | F. | | F. | | F. | | F. | | F. | I | Anemóm. F. Evapor. F. | M |
| | F. | 2.00 | F. | 2.00 | F. | 2.10 | F. | 2.05 | F. | G | Anemóm. F. Evapor. F, Veleta | M. |
| 1.50 | N. Z. | 1.50 | P. R. | 1.50 | P. R. | 1.50 | P. R. | 1.50 | P. R. | M | Anemóm. P. R. Evapor. F. | R |
| | | | | 2.50 | Duretet | 2.50 | Duretet | 2.50 | F. | I | | M |
| 5.00 | F. | 2.00 | F. | 2.00 | F. | 2.00 | F. | 2.00 | F. | I | Anemóm. F, Evapor. F., Veleta | R |
| 6.00 | F. | 1.80 | F. | 1.80 | F. | 1.80 | F. | 2.00 | | I | Evapor. F. | B |
| 1.88 | N. Z. | 1.90 | P. R. | 1.90 | P. R. | 1.90 | P. R. | 1.90 | P. R. | M | Anemóm. N. Z., Evapor. F. | R |
| 0.68 | N. Z. | 1.50 | N. Z. | 1.50 | N. Z. | 1.50 | H. | 1.50 | H. | M | Anemóm. N. Z., Evapor. F. | B |
| | N. Z. | | N. Z. | | N. Z. | | F. | | F. | M | Anemóm. N. Z. | |
| | | 1.88 | F. | | | 1.86 | F. | 1.82 | F. | I | | M. |
| 21.00 | | 21.00 | | 21.00 | | 21.00 | | 21.00 | | I | | B |
| | P. R. | | P. R. | | P. R. | | P. R. | | P. R. | M | | B |
| 1.20 | F. | 1.65 | F. | 1.65 | F. | 1.88 | F. | 1.92 | F. | I | Completo de de F. y R. | M. |
| 21.73 | P. R. | 21.30 | P. R. | 21.30 | P. R. | 21.30 | P. R. | 21.25 | F. | M | | R |

1 MB. = Sehr gut. B. = Gut. R. = Genügend. MR. = Mässig. M. = Ungenügend.

Zu der vorliegenden Instrumentenliste ist zu bemerken, dass sich die neben der Bodenhöhe befindlichen Buchstaben auf die Firmen beziehen, welche die H der Instrumente waren.

So bedeutet:

C. = Cary-London, F. = Fuess-Berlin-Steglitz, H. = Heath-London, N. Z. = Negretti u. Zamba-London, P. R. = Pastorelli u. Rapkin-London, R. = Richard P Barometer gehören alle dem Fortinschen Typ an, besitzen Millimeterteilung und sind mit Nonius versehen.

Die trockenen und feuchten F. Thermometer sind in 2 10° geteilt, die übrigen in ganze Grade. Alle feuchten F. Thermometer sind mit Aspirator versehen.

Die Extremthermometer sind bei der Firma F. in halbe, bei den anderen Fabrikaten in ganze Grade eingeteilt. Die Anemometer sind Robinsonsche Schalenk mometer.

Als Verdunstungsmesser dient die Fuesssche Verdunstungswage.

Die Hütten sind entweder einfache englische Hütten (I) mit doppelter Jalousie, von 0.50 m Höhe, 0.70 m Tiefe und 0.70 m Breite oder die Hütten vom Marinet deren Dimensionen nach allen 3 Richtungen 0.77 m betragen; Diese Hütte hat doppelte Wandung. Ferner befinden sich an einigen Orten grosse Hütten in Geb einfacher Jalousie, deren Dimensionen die folgenden sind: 2.20 m Höhe, 1.80 m Tiefe und 1.80 m Breite.

# PROMEDIOS DIARIOS

EN 30

ESTACIONES DE 1.° a 4.° ORDEN EN CHILE

**1912**

---

# TÄGLICHE MITTEL

AN 30

STATIONEN 1.- 4. ORDNUNG IN CHILE

**1912**

---

**BARÓMETRO**
Barometer

## ENERO 1912

**Promedio diario**
Tägl. Mitt. $\left(\frac{7a+2p+}{3}\right.$

| Dia<br>Tag | Arica | Iquique | Antofagasta | Caldera | Pascua | Copiapó | Coquimbo | Ovalle | Los Andes | Valparaiso | Santiago | San Fernando | Talca |
|---|---|---|---|---|---|---|---|---|---|---|---|---|---|
| 1 | 759.1 | 758.9 | 757.7 | 757.6 | 762.0 | 723.8 | 755.6 | | 687.8 | 754.2 | 712.9 | 728.3 | 749.5 |
| 2 | 58.4 | 59.1 | 57.0 | 58.1 | 61.8 | 24.0 | 56.6 | | 87.5 | 53.9 | 12.0 | 27.5 | 48.4 |
| 3 | 57.7 | 58.2 | 57.7 | 58.3 | 61.3 | 24.7 | 57.5 | | 89.3 | 56.7 | 14.5 | 29.9 | 50.8 |
| 4 | 58.6 | 59.7 | 57.6 | 58.9 | 61.4 | 24.5 | 57.1 | | 89.3 | 56.3 | 14.9 | 30.9 | 52.8 |
| 5 | 58.2 | 59.2 | 58.2 | 58.3 | 62.0 | 24.4 | 56.8 | | 90.1 | 56.4 | 15.8 | 32.3 | 54.0 |
| 6 | 58.7 | 59.2 | 57.3 | 56.7 | 61.6 | 22.5 | 55.2 | | 88.0 | 53.8 | 12.6 | 27.8 | 49.1 |
| 7 | 59.8 | 60.7 | 58.5 | 59.0 | 60.9 | 24.2 | 58.2 | | 88.5 | 55.9 | 13.7 | 28.6 | 50.2 |
| 8 | 59.3 | 58.9 | 58.5 | 59.0 | 62.5 | 25.0 | 59.2 | | 89.6 | 56.4 | 14.7 | 30.1 | 51.2 |
| 9 | 60.0 | 60.3 | 58.6 | 59.4 | 64.2 | 25.3 | 58.0 | | 89.2 | 56.1 | 13.9 | 28.8 | 49.5 |
| 10 | 60.2 | 60.8 | 58.7 | 60.2 | 64.6 | 25.8 | 58.7 | | 89.0 | 56.7 | 13.8 | 29.3 | 50.1 |
| 11 | 59.7 | 60.7 | 58.9 | 60.1 | 61.5 | 26.0 | 59.1 | | 90.0 | 57.9 | 15.5 | 31.7 | 52.3 |
| 12 | 60.8 | 61.5 | 59.9 | 61.0 | 59.2 | 26.8 | 59.7 | | 91.0 | 58.2 | 16.4 | 32.1 | 52.9 |
| 13 | 60.6 | 61.3 | 60.0 | 60.9 | 60.0 | 26.7 | 59.0 | | 90.5 | 57.5 | 15.6 | 30.5 | 51.3 |
| 14 | 60.9 | 61.0 | 59.5 | 59.6 | 61.4 | 26.1 | 58.4 | | 89.3 | 56.8 | 14.2 | 29.5 | 49.8 |
| 15 | 59.9 | 61.2 | 59.4 | 59.8 | 62.0 | 25.7 | 58.1 | | 89.2 | 56.7 | 14.8 | 30.4 | 51.1 |
| 16 | 59.3 | 61.1 | 58.9 | 60.4 | 62.5 | 25.8 | 58.0 | | 89.2 | 56.6 | 14.8 | 29.9 | 50.5 |
| 17 | 59.9 | 60.8 | 58.8 | 58.9 | 62.2 | 25.5 | 57.5 | | 88.8 | 55.9 | 14.0 | 29.0 | 49.9 |
| 18 | 58.8 | 60.2 | 58.2 | 58.5 | 61.4 | 25.1 | 57.2 | | 88.7 | 56.1 | 14.1 | 29.2 | 50.7 |
| 19 | 58.0 | 59.5 | 58.1 | 59.1 | 60.3 | 25.0 | 57.1 | | 89.3 | 56.4 | 15.0 | 30.8 | 52.4 |
| 20 | 58.1 | 58.6 | 57.5 | 57.8 | 59.3 | 23.8 | 55.7 | | 88.4 | 54.8 | 14.0 | 29.9 | 51.4 |
| 21 | 58.3 | 59.7 | 57.2 | 58.2 | 58.1 | 23.2 | 55.5 | | 88.2 | 54.1 | 13.1 | 28.9 | 49.9 |
| 22 | 59.0 | 60.4 | 58.4 | 59.2 | 57.5 | 25.7 | 57.8 | | 88.6 | 55.5 | 13.4 | 28.3 | 49.9 |
| 23 | 58.5 | 59.9 | 57.8 | 58.8 | 57.5 | 24.4 | 57.1 | | 88.0 | 55.2 | 13.0 | 28.2 | 49.6 |
| 24 | 59.4 | 60.2 | 58.6 | 59.1 | 59.2 | 25.5 | 57.9 | | 88.6 | 56.0 | 14.0 | 29.4 | 50.4 |
| 25 | 59.2 | 60.3 | 58.5 | 59.3 | 61.6 | 25.2 | 57.7 | | 89.3 | 56.3 | 14.5 | 30.6 | 51.3 |
| 26 | 59.3 | 60.6 | 58.8 | 59.1 | 63.8 | 24.7 | 57.7 | 740.3 | 89.1 | 56.0 | 13.7 | 29.3 | 50.4 |
| 27 | 59.1 | 60.0 | 58.3 | 59.1 | 64.4 | 25.0 | 57.7 | 40.1 | 88.5 | 56.1 | 13.5 | 29.1 | 49.2 |
| 28 | 59.0 | 60.5 | 58.2 | 59.4 | 64.1 | 25.3 | 58.0 | 40.5 | 88.3 | 56.2 | 13.7 | 29.0 | 49.9 |
| 29 | 60.4 | 61.0 | 58.8 | 59.5 | 64.1 | 26.9 | 59.3 | 41.8 | 89.6 | 57.6 | 15.0 | 28.8 | 50.9 |
| 30 | 60.0 | 61.9 | 60.0 | 61.1 | 63.3 | 26.8 | 59.1 | 41.8 | 91.1 | 57.9 | 15.9 | 31.7 | 51.9 |
| 31 | 62.3 | 62.7 | 61.1 | 62.0 | 62.8 | 28.9 | 61.7 | 44.3 | 92.1 | 60.3 | 17.8 | 33.4 | 54.1 |
| Pro.<br>Mit. | 59.4 | 60.3 | 58.5 | 59.2 | 61.6 | 25.2 | 57.8 | | 89.2 | 56.3 | 14.3 | 29.8 | 50.8 |

**BARÓMETRO**
Barometer

## FEBRERO 1912

**Promedio diario**
Tägl. Mitt. $\left(\frac{7a+2p+}{3}\right.$

| | | | | | | | | | | | | | |
|---|---|---|---|---|---|---|---|---|---|---|---|---|---|
| 1 | 761.2 | 762.3 | 761.0 | 760.6 | 762.1 | 727.0 | 759.6 | 742.4 | 691.5 | 761.7 | 717.1 | 732.6 | 754.5 |
| 2 | 60.6 | 61.3 | 59.1 | 59.4 | 61.2 | 25.7 | 58.3 | 40.5 | 90.3 | 60.4 | 15.7 | 31.2 | 52.7 |
| 3 | 59.4 | 60.6 | 59.3 | 58.5 | 61.3 | 25.1 | 57.0 | 40.6 | 89.7 | 58.7 | 14.8 | 31.0 | 52.8 |
| 4 | 59.7 | 61.0 | 59.0 | 59.6 | 62.7 | 26.5 | 58.2 | 41.1 | 88.8 | 59.8 | 14.2 | 30.0 | 50.5 |
| 5 | 59.8 | 60.9 | 59.1 | 59.5 | 62.2 | 26.7 | 59.5 | 42.3 | 90.5 | 60.9 | 15.8 | 31.2 | 52.1 |
| 6 | 60.5 | 61.1 | 59.4 | 60.5 | 59.7 | 27.2 | 60.0 | 42.6 | 90.6 | 61.7 | 16.3 | 31.3 | 52.5 |
| 7 | 61.8 | 62.8 | 61.0 | 61.4 | 60.3 | 27.9 | 59.9 | 42.8 | 92.3 | 62.8 | 18.9 | 34.2 | 56.0 |
| 8 | 61.8 | 63.3 | 61.5 | 61.4 | 62.4 | 26.3 | 60.3 | 42.7 | 91.7 | 61.9 | 17.2 | 32.9 | 54.6 |
| 9 | 60.5 | 61.9 | 60.1 | 60.4 | 62.3 | 26.8 | 59.1 | 42.1 | 90.7 | 61.2 | 16.5 | 31.6 | 53.2 |
| 10 | 58.9 | 60.2 | 58.1 | 58.8 | 60.5 | 24.6 | 56.6 | 39.3 | 88.9 | 58.3 | 13.7 | 28.8 | 50.3 |
| 11 | 60.5 | 60.7 | 58.6 | 59.2 | 60.6 | 26.1 | 58.9 | 41.2 | 89.4 | 60.4 | 14.1 | 29.6 | 50.3 |
| 12 | 60.6 | 61.0 | 59.7 | 60.8 | 62.3 | 26.8 | 60.2 | 42.7 | 90.9 | 62.2 | 17.1 | 32.1 | 53.3 |
| 13 | 61.4 | 62.2 | 60.7 | 61.3 | 62.9 | 27.8 | 60.0 | 42.7 | 91.5 | 62.4 | 17.3 | 32.2 | 54.5 |
| 14 | 61.0 | 61.9 | 60.5 | 60.9 | 62.8 | 27.6 | 59.7 | 42.1 | 90.9 | 61.3 | 16.6 | 32.1 | 53.2 |
| 15 | 60.0 | 61.3 | 59.5 | 60.3 | 62.8 | 26.5 | 58.9 | 41.6 | 90.0 | 60.4 | 15.2 | 30.3 | 51.9 |
| 16 | 58.4 | 59.4 | 57.9 | 58.3 | 63.2 | 24.9 | 57.4 | 40.0 | 88.6 | 59.0 | 13.8 | 28.7 | 50.1 |
| 17 | 59.3 | 60.5 | 59.9 | 59.3 | 63.1 | 25.4 | 58.2 | 41.1 | 89.2 | 60.1 | 14.7 | 30.2 | 51.4 |
| 18 | 60.4 | 60.8 | 59.3 | 60.5 | 63.2 | 26.9 | 59.7 | 42.2 | 91.2 | 61.7 | 16.5 | 31.9 | 54.3 |
| 19 | 59.9 | 60.8 | 59.1 | 59.4 | 62.9 | 26.0 | 58.4 | 40.8 | 90.8 | 60.6 | 16.3 | 32.5 | 53.9 |
| 20 | 59.3 | 61.0 | 58.2 | 58.2 | 62.7 | 24.5 | 56.9 | 38.9 | 88.0 | 57.1 | 13.0 | 30.3 | 49.7 |
| 21 | 59.8 | 60.1 | 58.8 | 59.1 | 60.8 | 25.8 | 58.1 | 40.8 | 88.9 | 60.1 | 14.5 | 29.8 | 50.6 |
| 22 | 59.5 | 60.4 | 58.8 | 59.6 | 60.2 | 25.9 | 58.7 | 41.3 | 89.4 | 60.8 | 15.2 | 30.5 | 50.9 |
| 23 | 59.0 | 60.0 | 58.7 | 59.5 | 59.4 | 25.5 | 58.0 | 40.5 | 89.1 | 59.9 | 14.5 | 29.2 | 50.3 |
| 24 | 58.4 | 59.7 | 58.3 | 58.4 | 59.7 | 25.2 | 57.3 | 39.8 | 88.6 | 59.1 | 13.6 | 29.1 | 49.5 |
| 25 | 57.5 | 58.7 | 57.3 | 57.9 | 60.4 | 24.3 | 56.2 | 39.2 | 87.5 | 58.1 | 12.8 | 28.3 | 49.4 |
| 26 | 57.1 | 59.1 | 57.4 | 57.3 | 59.9 | 23.9 | 56.2 | 39.2 | 87.7 | 58.5 | 13.4 | 28.5 | 49.6 |
| 27 | 57.6 | 59.3 | 58.5 | 59.3 | 60.6 | 25.8 | 57.7 | 41.1 | 89.6 | 61.1 | 16.0 | 31.2 | 51.5 |
| 28 | 57.0 | 58.5 | 57.4 | 57.4 | 62.1 | 23.2 | 56.2 | 39.1 | 89.1 | 59.1 | 15.2 | 30.9 | 52.6 |
| 29 | 57.6 | 59.1 | 57.7 | 57.2 | 61.5 | 23.8 | 55.9 | 38.9 | 87.9 | 57.2 | 13.4 | 29.1 | 49.7 |
| Pro.<br>Mit. | 59.6 | 60.7 | 59.1 | 59.4 | 61.6 | 24.2 | 58.3 | 41.0 | 89.8 | 60.2 | 15.3 | 30.7 | 51.9 |

Barómetro reducido a 0°C y a gravedad normal.

Barometer reduciert auf 0°C und N

ROMETRO
Barometer

## ENERO 1912

**Promedio diario** (7a+2p+9p / 3)
Tägl. Mitt.

| | Punta Tumbes | Concepción | Contulmo | Mocha W | Valdivia | Puerto Varas | Puerto Montt | Punta Corona | Huafo | Evangelistas | Dungenes | Punta Arenas | San Isidro |
|---|---|---|---|---|---|---|---|---|---|---|---|---|---|
| 1 | 750.3 | 757.3 | 756.6 | 758.5 | 758.2 | | 757.9 | | 744.4 | 743.8 | 749.8 | 748.9 | |
| 2 | 49.8 | 56 9 | 56.4 | 58.9 | 58.4 | | 59.0 | | 46.0 | 45.5 | 48.6 | 50.8 | |
| 3 | 52.4 | 57.9 | 58.4 | 61.0 | 60.3 | | 59.5 | | 46.9 | 49.0 | 53.2 | 54.8 | |
| 4 | 54.5 | 61.2 | 60.0 | 60.5 | 61.5 | | 60.1 | | 49.3 | 54.0 | 57.4 | 58.4 | |
| 5 | 56.1 | 63.4 | 62.9 | 66.1 | 66.0 | | 66.0 | | 55.0 | 52.8 | 59.7 | 59.4 | |
| 6 | 50.1 | 57.4 | 56.8 | 59.5 | 59.5 | | 61.7 | | 50.6 | 51.7 | 56.8 | 56.3 | |
| 7 | 52.2 | 59.0 | 59.6 | 62.3 | 62.0 | | 63.2 | | 53.4 | 54.9 | 56.6 | 57.9 | |
| 8 | 53.0 | 59.7 | 60.5 | 64.7 | 66.4 | | 68.3 | | 59.8 | 55.9 | 57.6 | 58.2 | |
| 9 | 50.3 | 57.2 | 58.1 | 62.0 | 63.1 | | 65.6 | | 56.2 | 49.9 | 53.2 | 53.4 | |
| 10 | 50.7 | 57.8 | 57.6 | 61.4 | 60.8 | | 62.1 | | 49.7 | 45.0 | 49.4 | 49.8 | |
| 11 | 52.8 | 59.7 | 58.1 | 60.4 | 59.2 | | 59.7 | | 45.9 | 31.1 | 35.2 | 33.9 | |
| 12 | 53.7 | 61.3 | 60.7 | 63.1 | 62.7 | | 62.8 | | 51.4 | 47.2 | 44.5 | 44.7 | |
| 13 | 51.9 | 59.2 | 59.2 | 62.6 | 63.1 | | 64.5 | | 53.5 | 46.4 | 52.0 | 51.3 | |
| 14 | 50.4 | 57.5 | 56.6 | 59.0 | 58.0 | | 61.1 | | 50.4 | 43.4 | 49.2 | 48.2 | |
| 15 | 52.4 | 59.0 | 57.6 | 59.8 | 58.9 | | 60.3 | | 47.5 | 43.7 | 45.4 | 45.1 | |
| 16 | 51.7 | 58.6 | 58.2 | 60.8 | 59.9 | | 60.2 | | 38.7 | 45.2 | 52.0 | 51.0 | |
| 17 | 51.8 | 58.8 | 58.0 | 60.4 | 59.8 | | 60.2 | | 48.2 | 40.1 | 51.6 | 47.0 | |
| 18 | 52.1 | 59.1 | 57.4 | 59.3 | 58.4 | | 56.8 | | 41.7 | 37.8 | 43.9 | 44.0 | |
| 19 | 52.7 | 59.9 | 57.1 | 58.6 | 56.9 | | 55.4 | | 42.6 | 34.2 | 38.0 | 38.7 | |
| 20 | 53.1 | 60.5 | 59.6 | 61.8 | 61.4 | | 60.2 | | 47.1 | 39.2 | 40.8 | 40.8 | |
| 21 | 51.6 | 58.4 | 58.1 | 60.7 | 60.4 | | 60.1 | | 46.7 | 36.7 | 43.6 | 43.0 | |
| 22 | 51.5 | 58.0 | 58.0 | 60.7 | 60.2 | | 58.3 | | 45.6 | 33.7 | 39.5 | 39.1 | |
| 23 | 50.3 | 56.7 | 57.3 | 59.5 | 59.4 | | 58.7 | | 45.8 | 38.8 | 42.9 | 41.8 | |
| 24 | 51.9 | 57.3 | 58.0 | 60.5 | 60.0 | | 59.3 | | 47.5 | 47.4 | 49.9 | 49.5 | |
| 25 | 53.8 | 59.0 | 60.1 | 63.5 | 64.2 | | 65.0 | | 56.4 | 56.9 | 58.3 | 59.1 | |
| 26 | 52.0 | 57.5 | 58.2 | 61.6 | 62.1 | | 63.7 | | 55.2 | 52.3 | 56.6 | 56.1 | |
| 27 | 50.7 | 56.5 | 57.7 | 60.2 | 59.8 | | 60.6 | | 49.4 | 41.0 | 47.1 | 45.8 | |
| 28 | 50.8 | 56.8 | 57.2 | 59.5 | 58.9 | | 57.9 | | 46.2 | 41.9 | 42.6 | 42.8 | |
| 29 | 51.5 | 58.2 | 57.6 | 59.4 | 59.3 | | 59.3 | | 49.3 | 42.0 | 47.7 | 45.7 | |
| 30 | 53.6 | 60.1 | 59.3 | 62.5 | 62.0 | | 62.4 | | 52.1 | 44.7 | 47.9 | 48.2 | |
| 31 | 55.2 | 61.2 | 61.0 | 62.4 | 62.2 | | 60.8 | | 46.7 | 38.2 | 41.6 | 41.3 | |
| M. | 52.1 | 58.7 | 58.4 | 61.0 | 60.7 | | 61.0 | | 49.3 | 44.7 | 48.8 | 48.5 | |

ROMETRO
Barometer

## FEBRERO 1912

**Promedio diario** (7a+2p+9p / 3)
Tägl. Mitt.

| | | | | | | | | | | | | | |
|---|---|---|---|---|---|---|---|---|---|---|---|---|---|
| 1 | 755.9 | 761.9 | 761.1 | 763.1 | 762.4 | 757.7 | 761.3 | | 749.3 | 737.5 | 741.9 | 741.9 | 738.5 |
| 2 | 54.0 | 61.2 | 60.5 | 62.6 | 61.7 | 56.4 | 60.0 | | 46.5 | 33.3 | 34.5 | 35.5 | 32.2 |
| 3 | 55.2 | 61.6 | 61.6 | 64.9 | 64.0 | 60.2 | 63.2 | | 50.2 | 43.9 | 45.5 | 46.1 | 43.2 |
| 4 | 50.9 | 58.3 | 56.9 | 58.0 | 55.6 | 48.3 | 52.6 | | 36.8 | 27.7 | 28.3 | 29.9 | 27.3 |
| 5 | 53.3 | 60.3 | 58.8 | 60.6 | 59.3 | 54.1 | 57.5 | | 44.4 | 39.3 | 36.2 | 39.2 | 35.6 |
| 6 | 52.5 | 59.3 | 56.0 | 56 2 | 54.1 | 47.5 | 53.1 | | 37.6 | 38.0 | 40.1 | 40.1 | 36.9 |
| 7 | 57.2 | 64.5 | 62.5 | 64.6 | 63.1 | 57.1 | 61.0 | | 45.0 | 31.0 | 38.0 | 37.2 | 34.3 |
| 8 | 54.8 | 61.5 | 58.8 | 59.7 | 56.8 | 49.3 | 52.9 | | 36.6 | 27.3 | 28.1 | 29.4 | 26.7 |
| 9 | 55.1 | 61.3 | 61.1 | 63.2 | 63.1 | 58.4 | 62.1 | | 50.1 | 47.8 | 43.0 | 47.7 | 44.3 |
| 10 | 50.8 | 57.5 | 58.1 | 61.4 | 62.5 | 60.2 | 63.5 | | 54.5 | 50.8 | 54.1 | 53.8 | 49.9 |
| 11 | 51.2 | 57.8 | 56.8 | 59.5 | 58.8 | 55.5 | 60.0 | | 49.9 | 47.7 | 53.8 | 53.8 | 49.9 |
| 12 | 53.8 | 60.1 | 58.6 | 60.2 | 58.6 | 53.0 | 57.4 | | 45.1 | 35.9 | 42.2 | 41.7 | 38.1 |
| 13 | 55.6 | 62.2 | 61.4 | 63.7 | 62.7 | 56.9 | 60.5 | | 45.6 | 38.3 | 40.3 | 40.3 | 38.2 |
| 14 | 53.5 | 61.9 | 61.5 | 64.0 | 63.2 | 58.8 | 61.7 | | 48.0 | 30.3 | 40.0 | 37.8 | 34.1 |
| 15 | 53.7 | 60.6 | 62.1 | 62.9 | 62.2 | 57.4 | 61.1 | | 49.6 | 40.0 | 36.6 | 35.5 | 31.5 |
| 16 | 53.3 | 58.0 | 60.0 | 60.7 | 61.1 | 56.6 | 61.1 | | 48.3 | 41.5 | 44.7 | 45.3 | 41.1 |
| 17 | 54.9 | 59.4 | 61.1 | 61.8 | 60.1 | 55.1 | 58.8 | | 44.1 | 39.3 | 40.5 | 42.6 | 40.4 |
| 18 | 56.0 | 62.1 | 63.8 | 64.3 | 63.2 | 58.2 | 61.9 | | 51.2 | 57.6 | 56.3 | 58.6 | 55.0 |
| 19 | 56.3 | 61.4 | 65.8 | 67.8 | 68.3 | 65.3 | 68.6 | | 59.4 | 55.0 | 62.9 | 62.3 | 58.5 |
| 20 | 52.0 | 57.5 | 61.9 | 63.4 | 64.2 | 61.7 | 65.7 | | 54.7 | 50.5 | 53.5 | 51.3 | 47.0 |
| 21 | 51.5 | 57.1 | 59.7 | 62.2 | 61.8 | 58.9 | 63.3 | | 52.1 | 49.7 | 49.8 | 50.3 | 46.4 |
| 22 | 52.5 | 58.3 | 60.3 | 62.8 | 62.6 | 59.1 | 64.8 | | 54.2 | 50.7 | 51.6 | 50.5 | 47.3 |
| 23 | 51.6 | 57.7 | 57.9 | 59.7 | 59.3 | 56.6 | 61.2 | | 49.9 | 42.5 | 47.1 | 46.6 | 43.4 |
| 24 | 51.2 | 57.8 | 57.5 | 58.8 | 57.8 | 53.2 | 57.9 | | 43.8 | 35.6 | 39.8 | 39.3 | 36.8 |
| 25 | 50.4 | 57.1 | 57.3 | 58.0 | 57.1 | 53.0 | 57.7 | | 45.4 | 40.1 | 41.9 | 42 4 | 38.7 |
| 26 | 50.6 | 56.5 | 56.7 | 57.7 | 57.8 | 53.9 | 58.9 | | 48.0 | 41.7 | 45.6 | 44 7 | 41.4 |
| 27 | 53.3 | 59.0 | 59.3 | 60.5 | 60.9 | 57.7 | 63.5 | | 52.8 | 46.8 | 50.1 | 50.2 | 46.1 |
| 28 | 54.2 | 60.6 | 61.6 | 64.2 | 63.9 | 60.9 | 65.4 | | 54.9 | 48.6 | 52.5 | 50.9 | 47.4 |
| 29 | 51.4 | 58.1 | 60.5 | 63.8 | 63.7 | 60.2 | 64.8 | | 52.9 | 55.5 | 53.0 | 55.8 | 51.6 |
| M. | 53.3 | 59.7 | 60.0 | 61.8 | 61.0 | 56.6 | 60.7 | | 48.3 | 42.2 | 44.6 | 44.9 | 41.4 |

cido a 0°C y a gravedad normal.

Barometer reduciert auf 0°C und Normalschwere.

**BAROMETRO**
Barometer

**MARZO 1912**

**Promedio diario** (7a+2p+9)/3
Tägl. Mitt.

| Dia Tag | Arica | Iquique | Antofagasta | Caldera | Pascua | Copiapó | Coquimbo | Ovalle | Los Andes | Valparaiso | Santiago | San Fernando | Talca |
|---|---|---|---|---|---|---|---|---|---|---|---|---|---|
| 1 | 754.9 | 758.1 | 756.5 | 756.4 | 759.9 | 722.4 | 755.7 | 738.1 | 686.3 | 753.2 | 711.6 | 726.2 | 747.1 |
| 2 | 55.9 | 59.4 | 57.8 | 57.8 | 56.8 | 24.7 | 57.2 | 39.4 | 87.0 | 55.0 | 13.0 | 28.0 | 48.6 |
| 3 | 56.7 | 58.1 | 58.7 | 57.5 | 55.5 | | 57.5 | 39.1 | 88.4 | 55.6 | 14.5 | 29.5 | 51.2 |
| 4 | 55.6 | 58.7 | 57.6 | 57.9 | 54.4 | 24.8 | 56.6 | 39.2 | 89.1 | 55.5 | 14.0 | 29.5 | 51.0 |
| 5 | 55.6 | 58.4 | 57.6 | 57.1 | 53.8 | 24.1 | 56.8 | 39.1 | 87.7 | 55.1 | 13.6 | 28.5 | 49.3 |
| 6 | 56.7 | 58.8 | 58.2 | 58.2 | 53.4 | 24.9 | 57.1 | 39.3 | 87.7 | 56.0 | 13.8 | 28.7 | 49.8 |
| 7 | 56.9 | 60.7 | 58.8 | 59.0 | 55.9 | 26.0 | 58.8 | 41.0 | 89.0 | 57.5 | 15.9 | 30.8 | 52.8 |
| 8 | 56.9 | 60.3 | 59.2 | 59.2 | 56.3 | 25.9 | 58.7 | 40.9 | 89.1 | 57.0 | 14.9 | 30.0 | 50.9 |
| 9 | 55.8 | 59.6 | 58.4 | 58.0 | 57.1 | 24.7 | 57.0 | 40.2 | 88.1 | 55.5 | 13.7 | 29.1 | 49.5 |
| 10 | 58.2 | 60.9 | 58.6 | 59.0 | 57.7 | | 57.9 | 40.3 | 88.6 | 57.1 | 14.5 | 29.4 | 50.8 |
| 11 | 57.8 | 60.6 | 59.7 | 59.7 | 57.9 | 26.3 | 59.1 | 41.4 | 90.0 | 57.4 | 16.4 | 31.2 | 51.9 |
| 12 | 58.4 | 61.0 | 58.7 | 58.9 | 55.6 | 26.0 | 58.5 | 40.2 | 89.7 | 56.9 | 15.9 | 30.9 | 52.1 |
| 13 | 58.4 | 60.9 | 59.8 | 60.4 | 54.9 | 25.1 | 59.5 | 40.8 | 90.8 | 58.3 | 17.2 | 32.0 | 53.5 |
| 14 | 56.9 | 60.3 | 58.9 | 58.6 | 57.8 | 25.1 | 57.6 | 40.5 | 89.3 | 56.5 | 15.1 | 30.7 | 51.7 |
| 15 | 57.5 | 60.1 | 58.6 | 59.0 | 60.3 | 25.5 | 57.9 | 39.8 | 89.0 | 55.9 | 14.7 | 29.9 | 51.1 |
| 16 | 58.0 | 60.9 | 59.1 | 59.6 | 60.6 | 26.0 | 58.7 | 40.9 | 89.4 | 56.8 | 15.2 | 29.9 | 50.8 |
| 17 | 58.5 | 60.8 | 59.5 | 59.8 | 60.6 | 26.2 | 59.1 | 41.9 | 89.4 | 57.6 | 15.6 | 30.7 | 51.5 |
| 18 | 57.7 | 60.6 | 60.0 | 59.3 | 60.1 | 26.0 | 58.2 | 41.5 | 88.8 | 56.5 | 14.7 | 29.7 | 50.7 |
| 19 | 57.3 | 59.6 | 58.5 | 57.5 | 58.3 | 24.9 | 57.3 | 39.8 | 87.8 | 55.5 | 14.1 | 28.9 | 49.9 |
| 20 | 57.1 | 59.7 | 58.1 | 57.9 | 57.4 | 24.9 | 57.2 | 40.6 | 88.8 | 56.7 | 15.6 | 31.0 | 52.0 |
| 21 | 56.9 | 59.7 | 58.6 | 57.4 | 56.6 | 24.9 | 57.0 | 40.6 | 88.7 | 55.8 | 15.1 | 30.1 | 51.5 |
| 22 | 57.0 | 59.7 | 58.4 | 58.0 | 58.0 | 25.1 | 57.4 | 41.2 | 88.3 | 56.0 | 14.4 | 29.3 | 50.6 |
| 23 | 57.6 | 61.0 | 58.7 | 58.8 | 60.4 | 25.0 | 58.2 | 41.1 | 89.5 | 57.7 | 16.5 | 31.7 | 53.4 |
| 24 | 57.6 | 60.8 | 58.8 | 58.7 | 61.5 | 25.8 | 58.1 | 39.7 | 88.6 | 56.5 | 15.0 | 30.3 | 52.4 |
| 25 | 58.1 | 61.9 | 58.6 | 60.0 | 62.6 | 26.9 | 59.9 | 41.9 | 90.9 | 60.1 | 18.3 | 34.0 | 55.5 |
| 26 | 59.4 | 61.7 | 60.5 | 60.7 | 63.9 | 26.8 | 59.6 | 41.3 | 91.8 | 59.3 | 18.5 | 34.7 | 56.6 |
| 27 | 58.3 | 61.2 | 59.6 | 60.4 | 64.2 | 26.7 | 59.0 | 41.0 | 89.7 | 57.6 | 15.9 | 31.5 | 53.1 |
| 28 | 56.5 | 60.2 | 58.7 | 58.3 | 62.5 | 25.3 | 57.6 | 42.1 | 89.1 | 56.7 | 15.5 | 31.0 | 53.6 |
| 29 | 57.0 | 60.1 | 58.9 | 58.6 | 60.8 | 25.2 | 57.3 | 41.4 | 89.5 | 57.1 | 16.1 | 32.1 | 54.7 |
| 30 | 59.1 | 62.0 | 60.6 | 60.8 | 60.5 | | 58.9 | 40.7 | 89.9 | 57.7 | 16.3 | 32.3 | 53.8 |
| 31 | 58.6 | 61.5 | 60.9 | 61.0 | 61.6 | 28.3 | 59.8 | 42.0 | 90.0 | 58.1 | 16.3 | 32.3 | 54.1 |
| Pro. Mit. | 57.3 | 60.2 | 58.8 | 58.8 | 58.6 | 25.5 | 58.0 | 40.5 | 89.0 | 56.7 | 15.3 | 30.5 | 51.8 |

**BAROMETRO**
Barometer

**ABRIL 1912**

**Promedio diario** (7a+2p+9)/3
Tägl. Mitt.

| | | | | | | | | | | | | | |
|---|---|---|---|---|---|---|---|---|---|---|---|---|---|
| 1 | 758.0 | 761.2 | 758.1 | 758.5 | 760.4 | 725.4 | 758.1 | 739.0 | 688.9 | 756.6 | 714.2 | 729.5 | 751.2 |
| 2 | 59.6 | 62.4 | 58.3 | 61.0 | 58.8 | 27.6 | 61.0 | 43.2 | 91.2 | 59.8 | 17.6 | 32.9 | 54.4 |
| 3 | 59.5 | 62.8 | 58.8 | 61.2 | 59.4 | 27.9 | 60.7 | 41.4 | 92.4 | 60.0 | 18.7 | 34.5 | 56.7 |
| 4 | 58.2 | 61.0 | 58.9 | 60.4 | 61.3 | 26.8 | 59.7 | 41.2 | 90.7 | 58.0 | 16.7 | 32.7 | 55.6 |
| 5 | 57.1 | 60.4 | 58.7 | 58.2 | 60.7 | 24.7 | 57.1 | 39.2 | 87.9 | 55.0 | 13.3 | 28.6 | 49.7 |
| 6 | 57.4 | 61.0 | 59.8 | 59.2 | 59.2 | 26.4 | 59.0 | 41.5 | 88.6 | 58.1 | 14.6 | 30.1 | 51.7 |
| 7 | 57.5 | 60.6 | 59.1 | 59.8 | 58.6 | 26.4 | 59.1 | 42.2 | 89.9 | 58.7 | 16.9 | 33.1 | 55.1 |
| 8 | 57.8 | 60.5 | 59.9 | 59.4 | 59.7 | 26.6 | 58.6 | 40.4 | 88.7 | 57.0 | 15.2 | 31.0 | 52.8 |
| 9 | 57.5 | 60.6 | 60.1 | 59.5 | 59.1 | 25.9 | 58.6 | 40.7 | 88.2 | 56.5 | 14.0 | 29.5 | 51.1 |
| 10 | 57.5 | 60.8 | 59.0 | 59.7 | 59.1 | 26.7 | 59.6 | 42.3 | 89.4 | 57.9 | 15.5 | 31.1 | 52.5 |
| 11 | 57.7 | 60.7 | 59.5 | 59.2 | 59.0 | 26.4 | 59.1 | 41.5 | 89.0 | 57.3 | 14.9 | 30.5 | 52.1 |
| 12 | 57.9 | 60.4 | 59.7 | 60.1 | 58.2 | 26.3 | 59.2 | 42.0 | 90.5 | 58.4 | 16.4 | 31.7 | 54.1 |
| 13 | 57.9 | 59.7 | 59.7 | 59.5 | 57.5 | 25.6 | 58.9 | 41.5 | 89.8 | 57.4 | 15.5 | 31.3 | 53.1 |
| 14 | 58.9 | 61.1 | 58.9 | 60.2 | 58.3 | 27.2 | 59.2 | 41.5 | 89.3 | 57.6 | 15.2 | 30.8 | 52.5 |
| 15 | 57.5 | 60.9 | 59.8 | 60.4 | 57.9 | 27.3 | 60.4 | 43.1 | 90.6 | 58.9 | 17.1 | 32.3 | 53.7 |
| 16 | 59.3 | 61.2 | 60.4 | 60.4 | 57.8 | 27.7 | 59.1 | 41.8 | 91.2 | 58.3 | 16.7 | 32.3 | 54.3 |
| 17 | 60.3 | 62.6 | 60.8 | 61.5 | 57.6 | 29.2 | 61.9 | 43.6 | 92.1 | 60.4 | 18.4 | 33.8 | 55.4 |
| 18 | 59.2 | 62.4 | 60.4 | 60.2 | 56.2 | 27.4 | 59.6 | 42.4 | 91.8 | 58.8 | 17.2 | 32.4 | 53.9 |
| 19 | 59.5 | 62.5 | 60.1 | 61.0 | 55.5 | 27.4 | 60.1 | 42.1 | 91.4 | 58.5 | 17.0 | 31.6 | 52.9 |
| 20 | 60.1 | 62.8 | 60.4 | 61.5 | 57.9 | 27.9 | 60.7 | 43.1 | 92.4 | 59.9 | 18.8 | 33.6 | 55.9 |
| 21 | 58.0 | 61.5 | 59.9 | 59.4 | 59.9 | 25.8 | 57.2 | 41.5 | 89.6 | 55.8 | 15.3 | 30.8 | 52.4 |
| 22 | 58.4 | 61.5 | 60.1 | 60.3 | 60.0 | 26.7 | 58.9 | 41.3 | 89.4 | 57.1 | 14.7 | 29.8 | 52.7 |
| 23 | 59.9 | 62.7 | 59.9 | 60.8 | 59.0 | 27.7 | 60.3 | 43.2 | 90.2 | 57.9 | 16.0 | 31.2 | 52.3 |
| 24 | 59.5 | 61.9 | 60.4 | 60.2 | 60.1 | 27.6 | 59.2 | 42.0 | 89.7 | 57.3 | 15.5 | 30.4 | 51.4 |
| 25 | 59.2 | 62.2 | 60.7 | 60.6 | 60.4 | 29.2 | 60.0 | 42.0 | 89.6 | 56.5 | 14.7 | 28.5 | 48.8 |
| 26 | 59.3 | 62.7 | 60.0 | 62.1 | 60.5 | 29.4 | 61.4 | 43.2 | 91.2 | 59.1 | 17.3 | 31.9 | 51.8 |
| 27 | 59.2 | 62.7 | 60.3 | 61.5 | 61.5 | 28.2 | 60.9 | 43.8 | 91.6 | 59.5 | 17.9 | 32.6 | 53.9 |
| 28 | 58.4 | 61.5 | 59.3 | 60.3 | 61.3 | 27.4 | 59.5 | 42.8 | 91.4 | 59.2 | 17.4 | 32.6 | 53.9 |
| 29 | 59.6 | 62.5 | 60.1 | 60.5 | 60.3 | 27.8 | 60.2 | 43.2 | 92.4 | 60.5 | 19.4 | 35.6 | 58.2 |
| 30 | 60.2 | 63.0 | 59.3 | 61.0 | 59.8 | 28.9 | 61.1 | 43.9 | 92.9 | 61.5 | 20.4 | 36.4 | 59.3 |
| Pro. Mit. | 58.6 | 61.6 | 59.7 | 60.2 | 59.2 | 27.2 | 59.6 | 42.0 | 90.4 | 58.3 | 16.4 | 31.8 | 53.5 |

Barómetro reducido a 0°C y a gravedad normal

Barometer reduciert auf 0°C und N[illegible]

**ROMETRO**
Barometer

**MARZO 1912**

**Promedio diario** $\left(\frac{7a+2p+9p}{3}\right)$
Tägl. Mitt.

| Punta Tumbes | Concepción | Contulmo | Mocha W | Valdivia | Puerto Varas | Puerto Montt | Punta Corona | Huafo | Evangelistas | Dungenes | Punta Arenas | San Isidro |
|---|---|---|---|---|---|---|---|---|---|---|---|---|
| 747.9 | 753.9 | 756.6 | 759.4 | 761.3 | 759.0 | 764.1 | | 755.8 | 749.9 | 755.1 | 755.1 | 753.0 |
| 49.5 | 55.7 | 55.3 | 57.3 | 57.3 | 55.0 | 59.9 | | 46.9 | 50.1 | 53.3 | 52.6 | 49.4 |
| 51.4 | 58.4 | 57.7 | 59.7 | 59.0 | 55.5 | 60.4 | | 49.8 | 50.8 | 52.8 | 53.4 | 50.0 |
| 51.6 | 58.1 | 57.0 | 59.5 | 58.9 | 55.5 | 60.5 | | 50.0 | 50.0 | 49.8 | 51.2 | 47.2 |
| 50.3 | 57.2 | 56.1 | 58.0 | 57.1 | 53.4 | 58.3 | | 47.2 | 45.8 | 49.3 | 48.4 | 44.6 |
| 50.9 | 58.1 | 55.9 | 58.3 | 57.1 | 52.5 | 57.5 | | 44.8 | 46.7 | 45.0 | 46.7 | 43.0 |
| 53.5 | 60.2 | 58.8 | 61.7 | 62.5 | 59.8 | 64.8 | | 55.4 | 53.8 | 58.4 | 61.5 | 56.7 |
| 51.6 | 58.4 | 57.3 | 60.4 | 61.3 | 58.6 | 63.2 | | 53.6 | 63.0 | 59.8 | 61.3 | 55.9 |
| 50.9 | 57.4 | 55.3 | 57.7 | 58.5 | 55.6 | 60.8 | | 49.6 | 53.6 | 50.8 | 51.2 | 48.2 |
| 50.8 | 57.8 | 55.5 | 57.6 | 57.3 | 54.0 | 59.3 | | 48.4 | 56.0 | 51.3 | 54.6 | 50.2 |
| 51.7 | 58.7 | 57.2 | 59.2 | 59.2 | 54.9 | 60.6 | | 49.4 | 55.8 | 52.4 | 54.0 | 49.9 |
| 52.5 | 59.4 | 57.8 | 59.9 | 59.6 | 55.3 | 60.5 | | 49.4 | 55.5 | 54.3 | 55.2 | 51.3 |
| 54.0 | 60.5 | 59.3 | 62.0 | 61.2 | 57.1 | 62.2 | | 51.3 | 56.5 | 56.8 | 57.7 | 54.2 |
| 52.8 | 59.2 | 59.1 | 62.3 | 61.8 | 58.6 | 63.2 | | 52.7 | 54.1 | 53.6 | 53.6 | 49.1 |
| 51.8 | 58.5 | 58.4 | 61.7 | 61.7 | 58.3 | 63.1 | | 52.4 | 49.2 | 52.3 | 53.6 | 50.1 |
| 51.4 | 58.1 | 56.8 | 59.5 | 59.6 | 56.6 | 61.6 | | 50.6 | 48.9 | 51.9 | 52.1 | 49.6 |
| 53.0 | 59.7 | 58.8 | 61.8 | 60.7 | 57.0 | 62.0 | | 50.8 | 51.8 | 53.9 | 54.3 | 50.4 |
| 51.2 | 58.0 | 57.5 | 60.5 | 61.0 | 58.4 | 63.1 | | 53.2 | 52.6 | 55.6 | 55.4 | 51.6 |
| 50.2 | 57.4 | 55.0 | 57.0 | 56.9 | 53.2 | 57.9 | | 47.3 | 51.7 | 56.9 | 56.3 | 52.8 |
| 53.1 | 59.6 | 58.1 | 60.5 | 59.8 | 54.0 | 58.7 | | 47.4 | 43.6 | 49.8 | 49.6 | 46.6 |
| 52.4 | 59.3 | 58.6 | 61.1 | 60.5 | 56.4 | 60.9 | | 49.5 | 41.1 | 45.7 | 44.0 | 40.0 |
| 51.2 | 57.8 | 56.9 | 58.8 | 58.5 | 54.6 | 59.2 | | 46.3 | 41.3 | 46.4 | 45.4 | 41.9 |
| 54.0 | 60.7 | 58.3 | 60.3 | 58.5 | 52.1 | 55.2 | | 41.8 | 41.5 | 44.9 | 45.4 | 42.0 |
| 53.2 | 60.1 | 58.0 | 59.0 | 57.5 | 51.2 | 56.2 | | 38.8 | 37.5 | 45.1 | 45.0 | 42.4 |
| 55.4 | 62.1 | 60.3 | 62.3 | 61.1 | 55.8 | 61.0 | | 47.6 | 49.9 | 50.8 | 52.6 | 49.3 |
| 58.1 | 66.0 | 63.8 | 66.5 | 66.4 | 61.9 | 65.4 | | 50.0 | 32.7 | 43.3 | 39.4 | 36.2 |
| 53.8 | 60.4 | 57.9 | 59.1 | 56.3 | 50.3 | 54.8 | | 40.2 | 35.5 | 33.0 | 36.2 | 31.9 |
| 53.9 | 60.5 | 59.3 | 60.8 | 59.5 | 52.9 | 58.0 | | 43.9 | 32.5 | 47.9 | 51.5 | 47.7 |
| 56.4 | 59.5 | 62.8 | 65.6 | 62.2 | 61.2 | 65.8 | | 54.4 | 51.3 | 49.4 | 52.5 | 48.6 |
| 55.9 | 62.9 | 62.5 | 65.3 | 64.9 | 60.5 | 64.6 | | 50.8 | 37.9 | 44.9 | 42.8 | 39.1 |
| 55.4 | 62.0 | 61.1 | 62.7 | 61.5 | 55.7 | 59.8 | | 47.0 | 35.4 | 31.8 | 33.9 | 29.5 |
| 52.6 | 59.2 | 58.1 | 60.5 | 60.0 | 56.0 | 60.7 | | 48.9 | 48.9 | 49.9 | 50.5 | 46.8 |

**ROMETRO**
Barometer

**ABRIL 1912**

**Promedio diario** $\left(\frac{7a+2p+9p}{3}\right)$
Tägl. Mitt.

| | | | | | | | | | | | | |
|---|---|---|---|---|---|---|---|---|---|---|---|---|
| 752.1 | 759.1 | 758.9 | 761.7 | 762.2 | 759.4 | 764.0 | | 753.5 | 743.0 | 741.1 | 741.3 | 738.4 |
| 54.2 | 60.9 | 60.6 | 62.8 | 63.0 | 58.8 | 63.7 | | 51.8 | 47.5 | 45.1 | 44.4 | 40.9 |
| 57.9 | 64.3 | 64.5 | 67.6 | 68.5 | 65.3 | 69.5 | | 59.2 | 53.5 | 52.7 | 52.1 | 48.9 |
| 55.9 | 63.0 | 63.8 | 66.6 | 67.9 | 65.3 | 69.4 | | 59.8 | 51.2 | 50.5 | 52.4 | 48.9 |
| 50.5 | 57.4 | 57.3 | 59.6 | 60.7 | 59.6 | 63.4 | | 53.6 | 44.7 | 49.1 | 48.9 | 46.1 |
| 51.9 | 59.3 | 57.8 | 59.8 | 59.2 | 55.1 | 59.6 | | 47.2 | 37.4 | 40.5 | 39.4 | 36.1 |
| 55.6 | 62.8 | 61.9 | 64.3 | 63.2 | 58.3 | 63.4 | | 51.4 | 51.2 | 47.4 | 50.5 | 46.2 |
| 54.3 | 60.3 | 63.4 | 66.9 | 68.5 | 66.2 | 70.3 | | 60.4 | 56.1 | 56.7 | 56.6 | 52.1 |
| 51.8 | 57.8 | 58.5 | 61.3 | 63.4 | 62.3 | 66.4 | | 57.0 | 52.0 | 51.4 | 54.6 | 50.8 |
| 52.5 | 58.7 | 57.6 | 59.3 | 60.1 | 57.5 | 61.6 | | 51.8 | 52.8 | 57.8 | 56.6 | 52.8 |
| 53.3 | 58.8 | 58.6 | 60.4 | 59.6 | 57.5 | 60.2 | | 49.4 | 56.8 | 58.3 | 59.2 | 55.1 |
| 55.0 | 61.0 | 60.5 | 63.0 | 62.2 | 57.7 | 62.6 | | 50.8 | 62.4 | 63.7 | 64.9 | 61.2 |
| 53.5 | 59.6 | 60.1 | 62.4 | 62.1 | 58.8 | 63.5 | | 52.9 | 63.7 | 65.1 | 65.7 | 61.9 |
| 52.0 | 58.1 | 58.4 | 60.7 | 60.7 | 57.3 | 62.0 | | 52.1 | 65.3 | 62.0 | 67.3 | 64.0 |
| 54.0 | 60.4 | 59.6 | 61.3 | 61.1 | 56.9 | 61.8 | | 50.4 | 61.3 | 62.0 | 63.2 | 59.8 |
| 54.1 | 60.6 | 59.5 | 61.2 | 60.8 | 56.3 | 61.2 | | 49.7 | 59.2 | 57.9 | 60.9 | 56.8 |
| 55.7 | 62.1 | 60.9 | 62.4 | 62.5 | 58.3 | 63.0 | | 51.9 | 60.1 | 61.4 | 63.5 | 60.2 |
| 54.3 | 60.5 | 59.0 | 60.1 | 59.8 | 56.0 | 59.2 | | 45.6 | 56.4 | 60.4 | 60.8 | 57.8 |
| 51.9 | 58.7 | 56.2 | 57.4 | 55.8 | 50.5 | 54.5 | | 39.3 | 41.7 | 51.2 | 51.5 | 53.9 |
| 56.0 | 62.2 | 60.1 | 61.2 | 60.0 | 53.7 | 58.1 | | 44.3 | 43.2 | 49.1 | 49.5 | 46.7 |
| 53.5 | 60.3 | 59.5 | 61.4 | 61.0 | 56.8 | 61.3 | | 48.6 | 55.9 | 57.5 | 59.1 | 56.0 |
| 51.1 | 57.6 | 56.7 | 58.3 | 57.8 | 53.6 | 57.7 | | 44.8 | 49.3 | 62.6 | 62.4 | 59.2 |
| 50.8 | 57.5 | 55.3 | 55.6 | 55.6 | 50.7 | 54.6 | | 39.8 | 44.3 | 51.5 | 51.2 | 49.9 |
| 49.7 | 56.6 | 54.7 | 54.0 | 54.6 | 50.2 | 54.6 | | 41.4 | 49.2 | 50.8 | 52.7 | 50.4 |
| 46.2 | 53.0 | 51.1 | 51.1 | 50.9 | 46.8 | 50.4 | | 37.1 | 45.3 | 57.6 | 56.7 | 53.6 |
| 49.2 | 56.0 | 53.0 | 52.6 | 51.9 | 46.7 | 50.6 | | 33.9 | 39.0 | 47.4 | 45.7 | 43.2 |
| 52.4 | 59.0 | 56.0 | 56.7 | 54.6 | 47.6 | 51.2 | | 35.4 | 33.1 | 36.3 | 37.1 | 34.6 |
| 52.1 | 58.8 | 56.4 | 56.7 | 55.4 | 48.0 | 53.5 | | 37.5 | 38.6 | 40.3 | 41.4 | 38.3 |
| 59.0 | 65.9 | 64.4 | 66.6 | 65.8 | 60.3 | 64.6 | | 49.6 | 38.6 | 40.8 | 40.6 | 37.0 |
| 59.2 | 66.4 | 63.9 | 65.4 | 64.1 | 58.6 | 62.7 | | 50.9 | 49.1 | 47.0 | 47.3 | 42.8 |
| 53.3 | 59.9 | 58.9 | 60.6 | 60.4 | 56.3 | 60.6 | | 48.4 | 50.1 | 52.5 | 53.2 | 50.1 |

...ucido a 0°C y a gravedad normal.

Barometer reduciert auf 0°C und Normalschwere.

**BARÓMETRO**
Barometer

## MAYO 1912

**Promedio diario** $\left(\frac{7a+2p}{3}\right)$
Tägl. Mitt.

| Dia Tag | Arica | Iquique | Antofagasta | Caldera | Pascua | Copiapó | Coquimbo | Ovalle | Los Andes | Valparaíso | Santiago | San Fernando | Talca |
|---|---|---|---|---|---|---|---|---|---|---|---|---|---|
| 1 | 759.5 | 761.9 | 759.3 | 760.7 | 760.2 | 726.6 | 758.9 | 742.7 | 693.0 | 759.9 | 719.7 | 735.6 | 757.5 |
| 2 | 57.0 | 59.7 | 59.3 | 58.8 | 60.8 | 25.5 | 58.0 | 40.6 | 89.2 | 56.1 | 15.5 | 31.2 | 52.7 |
| 3 | 58.4 | 60.8 | 59.3 | 59.4 | 60.7 | 26.2 | 58.6 | 42.5 | 89.0 | 57.1 | 14.9 | 30.2 | 51.8 |
| 4 | 57.5 | 59.6 | 59.5 | 59.1 | 58.0 | 26.1 | 59.5 | 42.2 | 89.2 | 57.4 | 15.0 | 30.0 | 50.9 |
| 5 | 58.1 | 59.6 | 58.8 | 58.1 | 56.9 | 25.2 | 58.6 | 41.9 | 90.6 | 57.8 | 16.7 | 32.0 | 54.0 |
| 6 | 56.6 | 58.9 | 58.3 | 58.2 | | 24.8 | 57.3 | 39.9 | 88.5 | 55.7 | 13.8 | 28.8 | 50.2 |
| 7 | 59.2 | 61.4 | 59.9 | 60.9 | | 26.9 | 60.0 | 42.2 | 89.8 | 58.1 | 15.8 | 30.7 | 51.1 |
| 8 | 58.9 | 60.7 | 59.0 | 60.2 | | 26.4 | 54.4 | 42.4 | 90.2 | 58.8 | 16.9 | 32.9 | 54.9 |
| 9 | 59.1 | 60.5 | 60.1 | 60.6 | | 27.1 | 60.1 | 42.5 | 90.7 | 59.1 | 17.5 | 33.6 | 56.3 |
| 10 | 60.3 | 62.3 | 60.6 | 61.6 | | 29.2 | 61.0 | 42.5 | 90.8 | 58.9 | 17.0 | 33.0 | 55.4 |
| 11 | 59.8 | 61.5 | 61.1 | 61.6 | | 28.5 | 59.8 | 44.4 | 92.8 | 61.5 | 19.8 | 35.7 | 58.4 |
| 12 | 59.1 | 61.0 | 60.4 | 61.2 | | 27.2 | 59.4 | 41.7 | 90.2 | 57.6 | 16.0 | 31.9 | 54.1 |
| 13 | 61.6 | 64.2 | 62.4 | 61.0 | 65.8 | 30.0 | 59.4 | 42.2 | 91.4 | 59.8 | 17.0 | 32.1 | 53.9 |
| 14 | 59.8 | 62.0 | 61.6 | 61.9 | 66.4 | 28.7 | 60.7 | 45.1 | 93.2 | 61.9 | 19.9 | 34.9 | 56.8 |
| 15 | 58.9 | 60.9 | 60.7 | 59.9 | 65.1 | 26.2 | 59.6 | 41.4 | 88.7 | 56.3 | 13.6 | 28.4 | 48.1 |
| 16 | 60.0 | 62.4 | 60.8 | 61.9 | 65.0 | 28.5 | 60.5 | 42.3 | 90.4 | 58.6 | 16.0 | 30.6 | 51.5 |
| 17 | 62.4 | 63.9 | 60.8 | 64.2 | 65.9 | 30.6 | 63.7 | 45.2 | 93.4 | 62.7 | 20.2 | 35.8 | 58.0 |
| 18 | 62.7 | 64.9 | 62.0 | 66.2 | 64.4 | 32.5 | 66.0 | 46.9 | 95.1 | 64.9 | 22.2 | 37.6 | 60.6 |
| 19 | 60.7 | 62.0 | 60.2 | 61.6 | 63.7 | 28.5 | 61.5 | 44.1 | 92.7 | 60.9 | 18.8 | 33.8 | 55.5 |
| 20 | 62.1 | 64.5 | 60.8 | 63.6 | 64.2 | 30.2 | 60.9 | 44.7 | 93.1 | 61.9 | 19.1 | 34.6 | 56.5 |
| 21 | 61.7 | 62.3 | 61.1 | 63.2 | 64.4 | 30.3 | 61.6 | 45.2 | 93.7 | 62.7 | 20.2 | 35.8 | 58.1 |
| 22 | 59.6 | 60.7 | 59.2 | 60.5 | 63.8 | 27.4 | 61.4 | 43.1 | 90.0 | 57.5 | 14.8 | 28.0 | 50.6 |
| 23 | 59.0 | 60.1 | 58.5 | 60.1 | 62.4 | 26.9 | 60.1 | 43.0 | 90.1 | 59.2 | 16.6 | 32.0 | 54.1 |
| 24 | 59.5 | 61.9 | 59.0 | 62.0 | 63.2 | 28.1 | 63.1 | 45.9 | 96.0 | 65.6 | 23.2 | 40.2 | 62.9 |
| 25 | 60.7 | 60.4 | 58.8 | 60.4 | 64.1 | 27.1 | 59.8 | 43.4 | 95.1 | 61.9 | 21.5 | 37.9 | 61.0 |
| 26 | 60.0 | 61.7 | 59.2 | 60.7 | 63.4 | 26.9 | 59.1 | 42.2 | 91.8 | 57.3 | 17.1 | 33.6 | 56.4 |
| 27 | 59.0 | 61.2 | 59.8 | 60.7 | 62.9 | 26.8 | 59.8 | 42.5 | 90.4 | 58.3 | 16.0 | 31.1 | 53.9 |
| 28 | 57.1 | 58.9 | 58.4 | 58.6 | 62.5 | 25.0 | 57.7 | 40.6 | 89.4 | 56.5 | 14.8 | 29.9 | 52.2 |
| 29 | 59.5 | 60.4 | 58.3 | 60.2 | 62.8 | 26.0 | 58.8 | 41.4 | 88.7 | 56.8 | 13.8 | 29.1 | 50.4 |
| 30 | 60.0 | 61.1 | 58.5 | 60.8 | 61.3 | 27.3 | 59.9 | 42.0 | 89.8 | 57.7 | 15.8 | 30.7 | 52.2 |
| 31 | 60.4 | 61.6 | 59.4 | 61.6 | 59.4 | 29.3 | 62.6 | 44.4 | 92.8 | 61.3 | 19.6 | 34.5 | 56.1 |
| Pro. Mit. | 59.6 | 61.4 | 59.8 | 60.9 | 62.8 | 27.6 | 60.2 | 42.9 | 91.3 | 59.4 | 17.4 | 32.8 | 54.7 |

**BARÓMETRO**
Barometer

## JUNIO 1912

**Promedio diario** $\left(\frac{7a+2p}{3}\right)$
Tägl. Mitt.

| | | | | | | | | | | | | | |
|---|---|---|---|---|---|---|---|---|---|---|---|---|---|
| 1 | 759.7 | 761.0 | 758.7 | 759.8 | 759.1 | 726.3 | 759.0 | 742.3 | 692.1 | 758.6 | 717.9 | 734.0 | 756.3 |
| 2 | 60.1 | 61.8 | 59.3 | 61.4 | 63.0 | 27.3 | 60.0 | 42.4 | 89.5 | 57.7 | 14.7 | 30.0 | 51.6 |
| 3 | 60.4 | 61.1 | 59.4 | 61.8 | 63.0 | 28.3 | 61.8 | 43.9 | 91.5 | 59.5 | 17.2 | 32.7 | 54.2 |
| 4 | 61.3 | 62.3 | 58.2 | 61.6 | 56.8 | 29.0 | 61.0 | 43.8 | 91.6 | 59.1 | 18.3 | 32.4 | 54.4 |
| 5 | 60.8 | 62.3 | 59.4 | 61.8 | 58.8 | 29.4 | 62.2 | 44.9 | 93.6 | 62.3 | 20.2 | 35.3 | 58.4 |
| 6 | 60.2 | 62.0 | 57.8 | 60.0 | 59.9 | 26.8 | 59.4 | 42.1 | 91.0 | 58.6 | 16.6 | 32.3 | 54.4 |
| 7 | 61.0 | 62.5 | 59.8 | 61.5 | 61.1 | 28.6 | 61.2 | 43.9 | 92.0 | 59.5 | 17.8 | 31.9 | 52.8 |
| 8 | 60.2 | 61.7 | 59.0 | 61.3 | 63.7 | 28.0 | 60.8 | 43.4 | 90.2 | 58.0 | 15.2 | 29.9 | 50.1 |
| 9 | 61.8 | 62.6 | 59.4 | 61.6 | 65.0 | 29.1 | 62.2 | 44.5 | 91.8 | 60.1 | 17.4 | 32.4 | 52.5 |
| 10 | 60.6 | 62.4 | 59.7 | 61.4 | 63.5 | 29.1 | 60.6 | 44.6 | 94.6 | 63.1 | 21.9 | 36.9 | 59.6 |
| 11 | 61.3 | 62.1 | 59.4 | 61.2 | 61.7 | 28.0 | 61.2 | 43.5 | 93.6 | 61.6 | 19.7 | 36.0 | 58.5 |
| 12 | 61.3 | 62.4 | 59.8 | 61.4 | 62.6 | 28.4 | 61.4 | 42.9 | 93.0 | 61.4 | 19.6 | 35.5 | 56.8 |
| 13 | 61.2 | 62.6 | 58.9 | 61.1 | 64.7 | 27.7 | 61.4 | 44.2 | 92.4 | 61.3 | 19.1 | 35.3 | 57.2 |
| 14 | 61.1 | 62.7 | 59.2 | 61.2 | 65.5 | 27.3 | 61.0 | 43.8 | 93.0 | 61.4 | 20.0 | 35.6 | 58.0 |
| 15 | 60.5 | 61.8 | 59.9 | 61.9 | 62.7 | 28.8 | 63.0 | 44.6 | 93.4 | 62.8 | 20.2 | 36.0 | 58.3 |
| 16 | 60.6 | 61.5 | 59.1 | 59.9 | 62.0 | 26.3 | 59.4 | 44.4 | 93.5 | 61.0 | 20.5 | 36.4 | 59.1 |
| 17 | 60.8 | 61.8 | 59.1 | 61.0 | 63.5 | 28.1 | 60.0 | 42.4 | 92.6 | 58.5 | 18.3 | 34.4 | 56.9 |
| 18 | 59.7 | 60.9 | 59.0 | 60.3 | 60.9 | 26.7 | 59.8 | 42.9 | 90.3 | 57.6 | 15.3 | 31.1 | 53.5 |
| 19 | 59.8 | 61.2 | 58.1 | 60.7 | 57.2 | 27.2 | 60.4 | 43.3 | 90.7 | 58.6 | 16.5 | 32.3 | 54.8 |
| 20 | 61.8 | 62.3 | 58.6 | 62.9 | 62.0 | 30.6 | 63.4 | 45.1 | 92.4 | 61.3 | 18.3 | 34.2 | 56.2 |
| 21 | 61.5 | 62.7 | 60.5 | 62.0 | 66.9 | 29.1 | 62.3 | 45.0 | 93.1 | 61.4 | 19.0 | 34.6 | 56.7 |
| 22 | 60.8 | 61.3 | 59.1 | 60.9 | 67.7 | 27.4 | 59.7 | 42.1 | 90.3 | 58.8 | 16.1 | 31.5 | 52.8 |
| 23 | 61.4 | 62.6 | 59.7 | 62.1 | 64.5 | 29.6 | 61.8 | 42.8 | 90.5 | 58.7 | 16.0 | 30.9 | 51.6 |
| 24 | 60.4 | 61.3 | 59.0 | 60.5 | 63.3 | 27.7 | 62.0 | 44.0 | 92.0 | 59.9 | 17.9 | 33.4 | 55.8 |
| 25 | 61.2 | 62.4 | 60.0 | 61.8 | 63.0 | 28.9 | 62.1 | 44.8 | 92.5 | 60.9 | 18.6 | 34.2 | 54.7 |
| 26 | 60.1 | 61.2 | 60.3 | 61.0 | 59.1 | 27.8 | 61.2 | 43.4 | 91.8 | 60.7 | 18.3 | 34.9 | 57.8 |
| 27 | 60.5 | 61.6 | 58.1 | 61.3 | 56.4 | 27.6 | 60.9 | 43.5 | 92.3 | 61.8 | 19.1 | 36.0 | 58.6 |
| 28 | 60.9 | 61.9 | 59.3 | 62.0 | 58.5 | 29.1 | 62.6 | 44.8 | 93.0 | 63.3 | 20.2 | 37.0 | 59.6 |
| 29 | 61.2 | 63.2 | 59.4 | 62.5 | 61.8 | 29.0 | 63.9 | 45.5 | 94.1 | 64.7 | 21.5 | 37.6 | 60.2 |
| 30 | 62.3 | 62.5 | 62.2 | 63.0 | 61.9 | 29.9 | 65.0 | 47.0 | 95.6 | 66.3 | 23.6 | 40.8 | 64.0 |
| Pro. Mit. | 60.8 | 62.0 | 59.4 | 61.3 | 61.9 | 28.3 | 61.4 | 43.9 | 92.3 | 60.6 | 18.5 | 34.2 | 56.2 |

Barometro reducido a 0°C y a gravedad normal.

Barometer reduciert auf 0°C und Normal-

**ROMETRO** Barometer

## MAYO 1912

**Promedio diario** Tägl. Mitt. $\left(\frac{7a+2p+9p}{3}\right)$

| Punta Tumbes | Concepción | Corfulmo | Mocha W | Valdivia | Puerto Varas | Puerto Montt | Punta Corona | Huafo | Evangelistas | Dungenes | Punta Arenas | San Isidro |
|---|---|---|---|---|---|---|---|---|---|---|---|---|
| 757.4 | 765.9 | 764.2 | 767.1 | 766.7 | 762.8 | 766.9 | | 754.8 | 754.6 | 753.2 | 752.5 | 748.5 |
| 53.6 | 60.8 | 59.4 | 61.1 | 59.7 | 53.4 | 56.7 | | 41.2 | 33.9 | 37.8 | 37.8 | 34.5 |
| 50.8 | 58.4 | 55.8 | 57.6 | 56.8 | 52.5 | 57.2 | | 44.8 | 32.9 | 35 4 | 34.0 | 31.1 |
| 50.1 | 58.1 | 56.0 | 57.8 | 57.3 | 52.2 | 57.6 | | 44.2 | 32.3 | 36.6 | 36.0 | 32.2 |
| 53.4 | 60.8 | 59.2 | 60.9 | 60.8 | 55.3 | 60.3 | | 44.1 | 39.8 | 42.8 | 43.0 | 36.1 |
| 48.1 | 56.0 | 51.7 | 51.7 | 50.7 | 44.9 | 48.5 | | 33.1 | 43.7 | 49.1 | 48.6 | 45.0 |
| 50.8 | 57.7 | 55.1 | 56.3 | 55.3 | 50.5 | 55.6 | | 40.8 | 41.3 | 42.7 | 43.5 | 40.1 |
| 54.6 | 61.8 | 59.3 | 60.8 | 59.6 | 54.0 | 56.4 | | 43.1 | 45.7 | 49.7 | 49.9 | 46.1 |
| 56.7 | 63.3 | 62.3 | 64.7 | 64.1 | 58.9 | 63.2 | | 49.5 | 42.4 | 49.3 | 48.0 | 44.2 |
| 56.2 | 63.0 | 61.7 | 63.9 | 62.6 | 57.3 | 61.0 | | 51.7 | 40.2 | 42.4 | 40.9 | 36.8 |
| 58.5 | 65.1 | 63.8 | 65.9 | 65.2 | 60.5 | 65.2 | | 47.3 | 38.3 | 40.1 | 38.9 | 35.6 |
| 54.9 | 61.1 | 61.9 | 64.9 | 64.8 | 61.8 | 65.0 | | 52.5 | 41.4 | 45.9 | 43.8 | 39.5 |
| 52.3 | 58.4 | 58.4 | 62.6 | 60.4 | 55.6 | 60.2 | | 44.7 | 29.9 | 37.6 | 36.5 | 32.7 |
| 54.8 | 60.2 | 57.1 | 58.0 | 54.2 | 45.8 | 49.6 | | 31.5 | 25.5 | 31.4 | 30.9 | 28.1 |
| 45.9 | 52.8 | 50.7 | 51.2 | 49.5 | 42.9 | 47.9 | | 33.6 | 38.9 | 34.7 | 36.7 | 33.6 |
| 50.4 | 57.5 | 55.7 | 56.6 | 57.2 | 50.9 | 58.9 | | 45.9 | 51.1 | 56.1 | 58.5 | 55.4 |
| 58.2 | 61.2 | 63.3 | 66.4 | 66.5 | 61.8 | 66.2 | | 55.6 | 57.8. | 66.9 | 66.1 | 63.1 |
| 60.7 | 67.1 | 65.1 | 68.0 | 66.2 | 60.8 | 64.7 | | 47.4 | 48.2 | 56.3 | 55.0 | 51.8 |
| 53.1 | 59.8 | 57.0 | 56.3 | 58.8 | 53.7 | 58.4 | | 46.3 | 50.3 | 51.4 | 53.7 | 51.2 |
| 55.4 | 61.6 | 61.0 | 63.3 | 63.1 | 58.6 | 63.3 | | 50.6 | 44.6 | 49.1 | 48.4 | 45.5 |
| 59.8 | 64.2 | 62.5 | 64.4 | 64.1 | 58.9 | 63.3 | | 50.3 | 50.4 | 48.4 | 50.6 | 46.8 |
| 46.6 | 53.1 | 51.2 | 52.2 | 52.5 | 48.2 | 53.6 | | 43.6 | 47.8 | 51.1 | 49.9 | 46.2 |
| 54.9 | 61.2 | 60.3 | 62.3 | 61.8 | 56.5 | 61.7 | | 49.4 | 49.2 | 44.7 | 46.8 | 42.8 |
| 62.3 | 70.2 | 68.3 | 72.3 | 71.7 | (1) | 70.8 | | 58.1 | 55.8 | 56.4 | 58.1 | 53.9 |
| 61.7 | 66.2 | 67.0 | 69.8 | 68.9 | 63.0 | 65.7 | | 49.7 | 33.1 | 46.8 | 44.1 | 41.6 |
| 57.1 | 63.7 | 63.1 | 64.7 | 63.7 | 57.7 | 61.8 | | 46.7 | 52.8 | 54.8 | 56.8 | 53.0 |
| 54.1 | 60.4 | 60.7 | 63.2 | 64.5 | 60.7 | 66.2 | | 55.8 | 65.8 | 69.9 | 70.2 | 66.6 |
| 51.9 | 58.2 | 58.1 | 59.8 | 61.7 | 57.5 | 62.7 | | 52.6 | 65.7 | 71.6 | 71.6 | 67.5 |
| 49.9 | 56.5 | 54.6 | 56.0 | 56.8 | 51.8 | 57.3 | | 45.6 | 57.0 | 63.7 | 64.5 | 61.0 |
| 51.4 | 57.6 | 56.3 | 57.2 | 57.0 | 52.0 | 57.1 | | 44.0 | 50.8 | 60.6 | 61.3 | 57.7 |
| 55.4 | 61.4 | 60.6 | 62.5 | 62.7 | 57.4 | 62.9 | | 50.9 | 53.6 | 61.4 | 61.2 | 58.2 |
| 54.2 | 60.8 | 59.4 | 61.2 | 60.8 | (2) 57.2 | 60.2 | | 46.8 | 45.6 | 49.6 | 49.6 | 46.0 |

**ROMETRO** Barometer

## JUNIO 1912

**Promedio diario** Tägl. Mitt. $\left(\frac{7a+2p+9p}{3}\right)$

| | | | | | L. Riscos | | | | | | | |
|---|---|---|---|---|---|---|---|---|---|---|---|---|
| 1 | 757.2 | 763.6 | 763.3 | 766.0 | 766.3 | 761.1 | 766.2 | | 754.4 | 752.6 | 756.4 | 759.7 | 755.5 |
| 2 | 50.7 | 57.5 | 56.1 | 56.7 | 58.2 | 53.6 | 59.1 | | 46.8 | 45.4 | 51.1 | 53.4 | 50.6 |
| 3 | 50.8 | 58.3 | 55.8 | 56.4 | 55.3 | 49.9 | 53.4 | | 37.0 | 37.7 | 43.4 | 46.3 | 43.6 |
| 4 | 54.0 | 61.1 | 58.8 | 60.3 | 59.3 | 54.4 | 58.5 | | 43.4 | 35.7 | 40.8 | 44.9 | 41.5 |
| 5 | 59.2 | 64.9 | 63.5 | 65.7 | 64.9 | 59.4 | 64.4 | | 50.2 | 48.0 | 50.2 | 55.9 | 55.9 |
| 6 | 54.3 | 60.6 | 60.0 | 61.1 | 61.5 | 55.9 | 60.4 | | 45.7 | 45.4 | 50.0 | 55.3 | 52.9 |
| 7 | 50.5 | 57.5 | 54.0 | 53.6 | 53.3 | 47.2 | 51.3 | | 35.5 | 36.4 | 36.5 | 45.0 | 43.1 |
| 8 | 48.1 | 55.6 | 51.8 | 52.0 | 50.4 | 44.2 | 48.4 | | 31.0 | 32.9 | 40.0 | 40.1 | 38.1 |
| 9 | 51.7 | 59.2 | 55.5 | 56.2 | 54.1 | 47.1 | 52.7 | | 36.0 | 35.5 | 36.6 | 41.4 | 39.0 |
| 10 | 59.1 | 66.0 | 62.9 | 64.6 | 62.1 | 56.2 | 60.1 | | 44.0 | 41.4 | 40.2 | 46.2 | 43.3 |
| 11 | 58.1 | 65.1 | 61.6 | 62.8 | 60.5 | 53.9 | 58.2 | | 42.8 | 38.6 | 40.4 | 45.9 | 43.0 |
| 12 | 55.5 | 62.1 | 59.5 | 61.0 | 58,3 | 51.6 | 56.3 | | 40.5 | 38.6 | 40.2 | 44.4 | 41.4 |
| 13 | 57.0 | 63.6 | 61.4 | 63.0 | 61.7 | 55.4 | 60.4 | | 45.7 | 47.8 | 46.9 | 52.6 | 49.4 |
| 14 | 58.3 | 64.8 | 63.0 | 65.2 | 64.1 | 58.2 | 63.2 | | 49.5 | 33.4 | 50.6 | 58.6 | 53.7 |
| 15 | 58.7 | 65.3 | 63.2 | 64.4 | 62.9 | 56.0 | 59.5 | | 41.7 | 47.0 | 50.4 | 55.1 | 51.7 |
| 16 | 58.1 | 64.6 | 62.4 | 64.5 | 63.0 | 57.1 | 61.9 | | 47.5 | 49.1 | 50.3 | 57.8 | 54.2 |
| 17 | 56.9 | 63.6 | 63.1 | 65.4 | 65.4 | 60.6 | 64.8 | | 49.8 | 49.0 | 60.3 | 62.2 | 58.3 |
| 18 | 53.2 | 60.2 | 59.4 | 61.4 | 61.3 | 56.0 | 61.5 | | 49.9 | 42.8 | 49.9 | 51.6 | 48.0 |
| 19 | 55 6 | 62.9 | 62.5 | 65.0 | 65.9 | 61.0 | 66.4 | | 52.8 | 43.1 | 43.9 | 49.0 | 45.5 |
| 20 | 55.8 | 62.8 | 61.4 | 64.0 | 64.4 | 59.5 | 63.6 | | 51.3 | 38.1 | 46.6 | 48.1 | 44.8 |
| 21 | 56.3 | 63.7 | 61.2 | 62.0 | 62.0 | 56.1 | 59.9 | | 41.9 | 35.0 | 39.8 | 42.1 | 38.8 |
| 22 | 51.3 | 58.7 | 56.2 | 56.4 | 55.6 | 50.4 | 55.1 | | 41.2 | 36.0 | 39.7 | 39.5 | 35.7 |
| 23 | 48.4 | 56.3 | 53.2 | 53.6 | 54.9 | 49.6 | 55.1 | | 43.3 | 44.2 | 43.4 | 47.5 | 45.4 |
| 24 | 54.0 | 60.0 | 57.0 | 56.7 | 56.4 | 50.4 | 55.8 | | 43.3 | 45.6 | 49.8 | 50.1 | 46.2 |
| 25 | 53.0 | 59.2 | 56.7 | 55.6 | 56.0 | 50.3 | 55.1 | | 42.5 | 45.0 | 43.4 | 48.9 | 45.2 |
| 26 | 57.9 | 64.7 | 62.5 | 64.6 | 62.7 | 56.0 | 61.0 | | 45.4 | 47.8 | 43.8 | 48.1 | 45.1 |
| 27 | 59.8 | 66.9 | 64.8 | 67.3 | 66.2 | 60.5 | 65.4 | | 52.8 | 53.3 | 40.5 | 49.6 | 45.5 |
| 28 | 60.6 | 66.9 | 65.6 | 68.2 | 67.8 | 62.2 | 66.8 | | 54.4 | 61.5 | 54.0 | 62.8 | 57.8 |
| 29 | 59.9 | 67.1 | 64.6 | 67.6 | 67.1 | 63.2 | 68.0 | | 59.9 | 65.8 | 50.6 | 63.4 | 58.2 |
| 30 | 65.0 | 72.2 | 70.3 | 73.9 | 73.7 | 68.8 | 73.1 | | 61.0 | 62.1 | 56.9 | 62.6 | 58.8 |
| | 55.6 | 62.5 | 60.4 | 61.8 | 61.1 | 55.5 | 60.2 | | 46.0 | 45.2 | 46.2 | 50.9 | 47.7 |

Barometer reduciert auf 0°C und Normal-schwere.

(1) El dia 25 los promedios corresponden a los Riscos.
(2) El promedio está tomado de los 23 dias de Puerto Varas.

**BAROMETRO**
Barometer

**JULIO 1912**

**Promedio diario** (7a+2p / 3)
Tägl. Mitt.

| Dia / Tag | Arica | Iquique | Antofagasta | Caldera | Pascua | Copiapó | Coquimbo | Ovalle | Los Andes | Valparaíso | Santiago | San Fernando | Talca |
|---|---|---|---|---|---|---|---|---|---|---|---|---|---|
| 1 | 760.8 | 762.3 | 761.4 | 761.3 | 760.5 | 728.1 | 761.9 | 744.7 | 695.5 | 764.4 | 722.6 | 739.9 | 763.3 |
| 2 | 60.6 | 61.9 | 61.5 | 61.9 | 63.4 | 27.7 | 60.8 | 42.9 | 93.2 | 59.7 | 19.0 | 35.7 | 58.5 |
| 3 | 59.6 | 60.2 | 62.4 | 61.7 | 66.7 | 28.5 | 61.7 | 43.3 | 92.0 | 59.9 | 17.1 | 32.8 | 55.7 |
| 4 | 59.0 | 58.8 | 59.3 | 59.4 | 66.6 | 25.9 | 59.2 | 42.0 | 90.3 | 58.0 | 15.6 | 31.3 | 53.2 |
| 5 | 60.3 | 61.6 | 60.1 | 61.5 | 64.7 | 27.7 | 61.7 | 43.5 | 90.5 | 59.8 | 16.5 | 32.2 | 54.5 |
| 6 | 61.7 | 62.5 | 61.9 | 63.3 | 64.0 | 30.8 | 61.4 | 45.7 | 95 7 | 64.8 | 22.7 | 38.6 | 61.3 |
| 7 | 60.7 | 62.9 | 61.2 | 61.4 | 63.3 | 28.9 | 60.6 | 44.7 | 93.6 | 60.3 | 19.4 | 34.3 | 58.1 |
| 8 | 61.1 | 62.2 | 61.1 | 61.1 | 62.7 | 26.9 | 60.9 | 44.7 | 91.1 | 59.0 | 16.5 | 32.2 | 54.9 |
| 9 | 59.7 | 60.4 | 61.0 | 60.5 | 63.1 | 27.0 | 60.3 | 44.2 | 90.7 | 59.4 | 16.5 | 32.6 | 55.4 |
| 10 | 59.6 | 60.4 | 59.8 | 60.4 | 63.8 | 26.4 | 59.9 | 43.0 | 90.8 | 59.3 | 16.5 | 32.9 | 55.4 |
| 11 | 60.6 | 61.8 | 60.7 | 61.6 | 63.9 | 27.5 | 60.5 | 43.5 | 90.7 | 59.5 | 16.3 | 32.5 | 55.3 |
| 12 | 60.3 | 61.8 | 61.7 | 62.1 | 62.8 | 27.6 | 61.8 | 45.3 | 91.7 | 61.3 | 18.3 | 34.6 | 57.9 |
| 13 | 61.2 | 62.2 | 61.1 | 61.6 | 59.6 | 28.0 | 61.0 | 41.9 | 89.9 | 58.9 | 16.3 | 32.6 | 55.8 |
| 14 | 61.1 | 62.0 | 61.3 | 62.3 | 55.5 | 28.7 | 60.7 | 42.7 | 92.4 | 62.3 | 19.2 | 35.9 | 58.9 |
| 15 | 61.6 | 62.6 | 62.0 | 61.7 | 55.2 | 29.3 | 62.6 | 44.2 | 91.0 | 61.4 | 17.8 | 34.2 | 57.0 |
| 16 | 61.7 | 62.6 | 62.6 | 62.2 | 59.3 | 28.8 | 61.9 | 43.8 | 92.0 | 60.6 | 18.0 | 34.1 | 57.1 |
| 17 | 61.4 | 62.9 | 62.5 | 63.4 | 61.8 | 30.2 | 63.4 | 45.2 | 92.7 | 62.2 | 18.9 | 32.5 | 57.0 |
| 18 | 61.1 | 63.2 | 61.2 | 62.1 | 63.3 | 29.1 | 62.3 | 43.9 | 92.5 | 61.3 | 18.0 | 33.9 | 57.4 |
| 19 | 61.3 | 62.4 | 61.3 | 61.3 | 62.5 | 27.7 | 61.1 | 43.4 | 91.7 | 60.4 | 17.0 | 33.1 | 56.2 |
| 20 | 60.7 | 61.6 | 60.4 | 61.0 | 63.1 | 26.8 | 60.3 | 41.4 | 89.4 | 58.2 | 14.8 | 30.9 | 53.1 |
| 21 | 61.4 | 63.1 | 61.9 | 62.1 | 64.4 | 28.8 | 61.9 | 43.2 | 90.7 | 59.7 | 17.0 | 32.1 | 53.6 |
| 22 | 61.4 | 63.2 | 61.3 | 62.2 | 65.4 | 28.6 | 61.7 | 44.1 | 91.6 | 60.4 | 17.6 | 33.4 | 55.3 |
| 23 | 63.3 | 64.5 | 64.4 | 64.7 | 64.8 | 31.2 | 62.9 | 47.4 | 94.3 | 64.4 | 21.5 | 37.0 | 59.0 |
| 24 | 61.6 | 62.5 | 62.0 | 63.5 | 64.1 | 30.7 | 62.9 | 47.5 | 95.9 | 65.2 | 23.2 | 38.9 | 61.0 |
| 25 | 59.6 | 60.5 | 59.7 | 58.9 | 64.7 | 26.2 | 61.8 | 43.5 | 94.1 | 61.9 | 20.5 | 36.8 | 58.8 |
| 26 | 60 0 | 60.9 | 59.7 | 59.6 | 63.8 | 25.9 | 59.5 | 41.8 | 92.8 | 60.7 | 19.6 | 36.7 | 60.3 |
| 27 | 59.4 | 60.5 | 59.6 | 59.8 | 60.8 | 25.2 | 57.8 | 40.3 | 92.2 | 58.7 | 18.5 | 35.0 | 58.1 |
| 28 | 60.5 | 61.5 | 61.0 | 61.1 | 63.0 | 27.7 | 60.6 | 42.4 | 90.6 | 58.4 | 16.2 | 32.4 | 55.3 |
| 29 | 60.7 | 61.3 | 61.2 | 61.1 | 65.4 | 27.6 | 60.6 | 43.2 | 89.8 | 58.3 | 15.1 | 31.2 | 53.0 |
| 30 | 61.1 | 62.1 | 61.9 | 62.0 | 66.2 | 28.7 | 62.1 | 43.1 | 91.1 | 60.3 | 17.7 | 33.1 | 54.9 |
| 31 | 63.2 | 64.0 | 63.3 | 63.0 | 64.9 | 31.0 | 64.2 | 45.9 | 93.9 | 63.7 | 20.8 | 36.7 | 58.7 |
| Pro. Mit. | 60.9 | 62.0 | 61.3 | 61.6 | 63.0 | 28.1 | 61.3 | 43.8 | 92.1 | 60.7 | 18.2 | 34.2 | 56.9 |

**BARÓMETRO**
Barometer

**AGOSTO 1912**

**Promedio diario** (7a+2p / 3)
Tägl. Mitt.

| | | | | | | | | | | | | | |
|---|---|---|---|---|---|---|---|---|---|---|---|---|---|
| 1 | 761.4 | 762.6 | 762.0 | 761.8 | 763.3 | 728.0 | 761.6 | 744.3 | 693.4 | 762.1 | 720.5 | 736.0 | 759.8 |
| 2 | 62.3 | 63.3 | 60.6 | 61.6 | 62.4 | 27.9 | 60.0 | 44.7 | 90.2 | 58.4 | 16.8 | 31.9 | 53.8 |
| 3 | 62.0 | 63.5 | 60.8 | 63.6 | 63.2 | 30.1 | 63.5 | 44.3 | 92.4 | 61.4 | 18.6 | 33.2 | 54.5 |
| 4 | 60.6 | 61.7 | 59.8 | 61.9 | 65.3 | 29.6 | 62.3 | 44.3 | 92.7 | 61.6 | 19.3 | 34.8 | 56.9 |
| 5 | 59.5 | 61.0 | 59.4 | 59.3 | 65.5 | 25.6 | 58.5 | 44.0 | 90.6 | 57.9 | 16.7 | 32.5 | 54.8 |
| 6 | 60.4 | 61.5 | 61.3 | 61.1 | 65.5 | 27.5 | 60.4 | 41.9 | 88.5 | 57.2 | 14.3 | 29.3 | 50.7 |
| 7 | 60.1 | 60.9 | 60.2 | 60.9 | 63.8 | 27.9 | 60.0 | 43.2 | 89.7 | 58.0 | 15.5 | 30.7 | 52.3 |
| 8 | 60.0 | 61.4 | 60.3 | 61.1 | 62.1 | 26.7 | 60.7 | 43.9 | 90.4 | 59.1 | 16.7 | 32.2 | 54.1 |
| 9 | 61.8 | 62.8 | 61.2 | 61.6 | 61.3 | 28.6 | 61.8 | 43.7 | 91.0 | 60.0 | 17.4 | 32.7 | 55.3 |
| 10 | 59.6 | 60.7 | 61.5 | 62.2 | 57.3 | 29.8 | 61.1 | 45.7 | 93.9 | 63.2 | 20.8 | 36.7 | 58.9 |
| 11 | 58.3 | 59.5 | 58.1 | 58.1 | 56.0 | 25.5 | 58.6 | 42.7 | 90.6 | 57.2 | 16.1 | 31.7 | 54.6 |
| 14 | 59.3 | 60.8 | 60.1 | 59.3 | 58.9 | 27.0 | 59.2 | 41.2 | 88.5 | 56.2 | 13.4 | 28.4 | 50.7 |
| 13 | 60.1 | 60.7 | 60.7 | 59.6 | 59.8 | 27.2 | 59.6 | 41.8 | 88.6 | 56.6 | 14.4 | 29.3 | 49.8 |
| 14 | 61.7 | 62.0 | 61.7 | 62.2 | 56.9 | 28.6 | 61.2 | 45.0 | 90.4 | 58.2 | 16.0 | 30.7 | 50.9 |
| 15 | 61.6 | 61.8 | 61.5 | 61.6 | 57.7 | 28.1 | 61.7 | 44.5 | 91.4 | 60.4 | 17.7 | 33.2 | 54.6 |
| 16 | 60.5 | 61.5 | 60.8 | 60.7 | 60.5 | 27.4 | 61.0 | 44.4 | 91.3 | 60.5 | 18.0 | 34.1 | 56.8 |
| 17 | 60.1 | 61.0 | 61.4 | 60.5 | 62.3 | 26.4 | 59.2 | 41.1 | 88.7 | 57.5 | 15.0 | 30.7 | 53.5 |
| 18 | 61.4 | 61.8 | 60.7 | 60.4 | 63.5 | 27.7 | 60.3 | 41.7 | 89.5 | 58.7 | 15.8 | 31.5 | 53.7 |
| 19 | 61.0 | 61.0 | 60.8 | 62.7 | 64.3 | 29.6 | 63.8 | 47.0 | 93.7 | 63.3 | 20.8 | 36.3 | 58.5 |
| 20 | 62.5 | 64.0 | 61.9 | 63.4 | 63.4 | 30.1 | 63.4 | 46.3 | 93.2 | 63.3 | 20.2 | 36.1 | 59.3 |
| 21 | 61.6 | 62.1 | 61.7 | 62.4 | 63.1 | 29.3 | 64.1 | 45.9 | 95.6 | 66.1 | 23.3 | 39.6 | 62.8 |
| 22 | 61.9 | 62.7 | 60.5 | 60.7 | 61.4 | 26.7 | 59.7 | 42.9 | 94.2 | 61.9 | 21.0 | 37.7 | 60.7 |
| 23 | 59.3 | 60.9 | 60.9 | 59.7 | 60.0 | 26.1 | 58.4 | 40.3 | 91.3 | 57.4 | 17.4 | 34.0 | 56.5 |
| 24 | 61.0 | 61.1 | 59.7 | 60.6 | 61.3 | 27.0 | 60.6 | 43.7 | 90.9 | 58.0 | 17.1 | 32.6 | 56.0 |
| 25 | 59.1 | 61.0 | 61.3 | 60.7 | 59.0 | 27.0 | 59.8 | 44.1 | 90.4 | 57.7 | 16.3 | 32.3 | 54.5 |
| 26 | 60.8 | 62.0 | 60.8 | 61.3 | 59.8 | | 61.0 | 43.8 | 91.5 | 60.4 | 17.8 | 33.5 | 55.5 |
| 27 | 62.7 | 63.8 | 62.7 | 62.7 | 60.7 | 29.6 | 62.5 | 44.4 | 93.7 | 63.0 | 20.9 | 37.5 | 60.6 |
| 28 | 61.9 | 63.0 | 60.8 | 61.4 | 59.4 | 27.9 | 61.3 | 43.7 | 93.3 | 61.6 | 20.2 | 36.8 | 59.6 |
| 29 | 60.4 | 60.4 | 60.4 | 60.0 | 57.6 | 25.9 | 59.3 | 42.7 | 92.3 | 59.7 | 18.5 | 34.8 | 57.9 |
| 30 | 59.6 | 60.1 | 59.4 | 59.2 | 57.7 | 26.0 | 58.6 | 41.2 | 91.5 | 58.6 | 17.6 | 33.7 | 56.6 |
| 31 | 60.0 | 60.1 | 60.1 | 59.4 | 55.2 | | 59.0 | 42.2 | 92.3 | 58.6 | 18.3 | 33.7 | 55.8 |
| Pro. Mit. | 60.7 | 61.6 | 60.8 | 61.0 | 60.9 | 27.7 | 60.7 | 43.6 | 91.5 | 59.8 | 17.8 | 33.5 | 55.8 |

Barometro reducido a 0 C y a gravedad normal.

Barometer reduciert auf 0°C und N[illegible]

**ROMETRO**
Barometer

**JULIO 1912**

**Promedio diaaio** $\left(\frac{7a+2p+9p}{3}\right)$
Tägl. Mitt.

| | Punta Tumbes | Concepción | Contulmo | Mocha W | Valdivia | Los Riscos | Puerto Montt | Punta Corona | Huafo | Evangelistas | Dungenes | Punta Arenas | San Isidro |
|---|---|---|---|---|---|---|---|---|---|---|---|---|---|
| 1 | 763.9 | 771.1 | 770.2 | 768.7 | 773.2 | 768.0 | 772.2 | | 756.8 | 751.2 | 756.8 | 759.6 | 756.0 |
| 2 | 59.4 | 66.5 | 65.8 | 68.3 | 68.5 | 62.5 | 66.2 | | 49.7 | 47.3 | 43.8 | 50.2 | 47.4 |
| 3 | 57.1 | 64.4 | 60.8 | 62.5 | 61.4 | 55.2 | 58.6 | | 43.7 | 41.9 | 40.5 | 46.5 | 43.2 |
| 4 | 51.9 | 58.5 | 54.8 | 57.2 | 55.9 | 50.4 | 54.8 | | 41.5 | 41.4 | 43.8 | 46.9 | 43.9 |
| 5 | 53.6 | 60.1 | 58.2 | 59.4 | 58.2 | 53.0 | 57.1 | | 43.1 | 45.8 | 50.4 | 55.4 | 51.5 |
| 6 | 60.9 | 66.8 | 65.5 | 68.1 | 67.4 | 62.2 | 64.9 | | 51.7 | 46.7 | 50.7 | 57.2 | 53.8 |
| 7 | 58.4 | 64.6 | 64.3 | 66.5 | 66.7 | 61.0 | 65.0 | | 45.8 | 34.9 | 43.2 | 40.1 | 37.4 |
| 8 | 54.8 | 61.4 | 60.5 | 62.3 | 62.1 | 55.2 | 59.9 | | 46.2 | 34.7 | 36.8 | 39.3 | 35.3 |
| 9 | 55.6 | 62.1 | 61.2 | 63.2 | 62.4 | 57.6 | 62.4 | | 49.4 | 37.4 | 40.1 | 42.0 | 38.3 |
| 10 | 55.7 | 61.7 | 62.1 | 65.1 | 65.2 | 60.4 | 65.6 | | 52.2 | 38.4 | 40.7 | 43.8 | 39.9 |
| 11 | 55.1 | 62.3 | 62.2 | 64.7 | 65.3 | 60.5 | 65.2 | | 52.8 | 41.1 | 40.3 | 44.3 | 40.1 |
| 12 | 57.6 | 63.9 | 63.3 | 65.7 | 66.4 | 61.3 | 66.1 | | 54.2 | 47.7 | 43.7 | 48.5 | 44.8 |
| 13 | 56.2 | 63.0 | 63.2 | 64.6 | 65.2 | 60.5 | 65.5 | | 52.8 | 49.7 | 50.3 | 54.3 | 50.3 |
| 14 | 59.2 | 65.4 | 65.1 | 68.0 | 67.7 | 63.1 | 68.0 | | 56.4 | 43.6 | 46.8 | 46.6 | 42.9 |
| 15 | 56.3 | 63.0 | 63.3 | 65.9 | 67.8 | 63.7 | 68.7 | | 58.7 | 48.9 | 50.2 | 54.5 | 54.1 |
| 16 | 56.8 | 63.8 | 62.8 | 65.5 | 67.4 | 63.3 | 68.3 | | 58.2 | 60.2 | 70.3 | 71.2 | 66.1 |
| 17 | 57.1 | 62.8 | 61.9 | 63.5 | 65.1 | 60.2 | 65.1 | | 53.9 | 56.8 | 60.1 | 62.0 | 58.3 |
| 18 | 57.7 | 63.9 | 62.7 | 64.5 | 64.1 | 59.3 | 63.9 | | 51.8 | 52.3 | 53.6 | 58.4 | 55.4 |
| 19 | 56.2 | 62.6 | 61.1 | 62.2 | 62.4 | 57.5 | 62.1 | | 50.7 | 58.1 | 53.5 | 60.0 | 56.0 |
| 20 | 51.7 | 58.6 | 56.5 | 56.8 | 57.7 | 52.4 | 56.9 | | 45.4 | 55.9 | 47.3 | 57.7 | 53.6 |
| 21 | 51.7 | 58.6 | 55.8 | 57.6 | 57.8 | 53.1 | 57.4 | | 44.8 | 52.4 | 50.0 | 52.5 | 48.2 |
| 22 | 55.1 | 63.1 | 60.5 | 62.3 | 61.7 | 56.8 | 60.6 | | 48.2 | 49.8 | 50.4 | 55.4 | 51.7 |
| 23 | 58.0 | 64.8 | 62.2 | 63.6 | 62.0 | 56.9 | 60.8 | | 47.4 | 42.6 | 40.4 | 46.1 | 42.3 |
| 24 | 58.4 | 65.9 | 61.6 | 62.8 | 60.1 | 53.3 | 57.3 | | 43.3 | 39.6 | 40.0 | 43.6 | 39.2 |
| 25 | 59.1 | 65.8 | 63.3 | 65.7 | 63.3 | 56.9 | 61.7 | | 47.5 | 48.8 | 50.1 | 53.8 | 50.5 |
| 26 | 61.7 | 68.8 | 67.0 | 69.9 | 68.7 | 62.5 | 67.4 | | 54.9 | 54.7 | 60.5 | 63.6 | 59.9 |
| 27 | 59.3 | 66.6 | 65.1 | 67.7 | 67.2 | 62.2 | 66.0 | | 54.3 | 46.7 | 46.6 | 49.4 | 45.0 |
| 28 | 56.4 | 63.2 | 64.1 | 67.2 | 68.8 | 65.2 | 70.0 | | 59.8 | 55.8 | 53.7 | 57.0 | 53.9 |
| 29 | 53.2 | 59.5 | 57.9 | 59.2 | 61.2 | 56.9 | 62.1 | | 52.1 | 52.2 | 59.8 | 59.5 | 55.7 |
| 30 | 53.3 | 60.4 | 58.0 | 59.0 | 59.4 | 53.8 | 58.2 | | 44.4 | 40.5 | 60.0 | 47.2 | 44.3 |
| 31 | 58.7 | 64.7 | 62.0 | 63.0 | 62.2 | 56.4 | 61.3 | | 46.7 | 40.8 | 40.5 | 46.8 | 43.4 |
| 8. | 56.8 | 63.5 | 62.0 | 63.9 | 64.0 | 58.8 | 63.2 | | 50.3 | 47.0 | 48.9 | 52.0 | 48.5 |

**ROMETRO**
Barometer

**AGOSTO 1912**

**Promedio diario** $\left(\frac{7a+2p+9p}{3}\right)$
Tägl. Mitt.

| | | | | | | | | | | | | | |
|---|---|---|---|---|---|---|---|---|---|---|---|---|---|
| 1 | 760.1 | 767.2 | 764.4 | 765.9 | 765.0 | 759.3 | 763.7 | | 746.3 | 744.8 | 746.2 | 746.0 | 742.1 |
| 2 | 52.8 | 60.0 | 56.2 | 56.0 | 54.3 | 48.4 | 51.6 | | 39.1 | 47.8 | 46.3 | 49.4 | 45.2 |
| 3 | 52.8 | 59.3 | 57.4 | 59.6 | 58.7 | 53.5 | 59.1 | | 48.8 | 54.4 | 55.7 | 58.6 | 53.9 |
| 4 | 58.0 | 64.5 | 63.0 | 65.6 | 65.7 | 60.7 | 65.7 | | 55.7 | 65.5 | 63.3 | 66.0 | 61.4 |
| 5 | 55.5 | 61.5 | 60.7 | 63.0 | 64.1 | 59.0 | 64.8 | | 54.8 | 66.6 | 66.6 | 68.1 | 64.3 |
| 6 | 48.5 | 54.9 | 54.1 | 54.9 | 56.5 | 52.2 | 57.2 | | 47.2 | 61.5 | 61.7 | 62.7 | 58.5 |
| 7 | 50.7 | 57.2 | 53.7 | 57.4 | 59.1 | 54.9 | 60.0 | | 49.5 | 56.8 | 58.3 | 59.1 | 55.0 |
| 8 | 54.4 | 60.5 | 60.1 | 62.3 | 62.7 | 58.3 | 63.3 | | 52.5 | 46.6 | 52.9 | 52.6 | 48.8 |
| 9 | 56.3 | 62.3 | 61.7 | 64.7 | 64.8 | 60.1 | 64.7 | | 51.6 | 46.4 | 45.6 | 45.0 | 41.1 |
| 10 | 59.8 | 65.7 | 62.4 | 66.1 | 65.7 | 60.5 | 64.1 | | 51.1 | 49.3 | 49.6 | 50.0 | 46.3 |
| 11 | 54.2 | 61.0 | 59.9 | 61.7 | 60.6 | 54.9 | 58.1 | | 41.9 | 41.6 | 45.3 | 45.3 | 41.3 |
| 12 | 50.0 | 56.2 | 56.0 | 56.0 | 56.3 | 50.9 | 55.9 | | 41.6 | 48.7 | 48.9 | 50.3 | 47.1 |
| 13 | 46.9 | 53.8 | 51.3 | 52.8 | 51.7 | 46.2 | 49.9 | | 34.8 | 50.1 | 54.2 | 54.6 | 51.3 |
| 14 | 48.3 | 54.4 | 52.3 | 52.2 | 51.9 | 46.3 | 50.1 | | 34.4 | 59.3 | 58.6 | 60.8 | 57.6 |
| 15 | 53.4 | 59.5 | 56.9 | 57.5 | 55.7 | 50.3 | 53.8 | | 40.7 | 51.8 | 61.1 | 61.8 | 58.4 |
| 16 | 56.7 | 63.2 | 61.3 | 62.6 | 60.7 | 53.8 | 58.1 | | 44.5 | 54.0 | 60.5 | 61.0 | 58.1 |
| 17 | 54.0 | 60.7 | 59.6 | 61.5 | 61.2 | 56.2 | 61.0 | | 49.2 | 57.5 | 63.4 | 64.2 | 60.7 |
| 18 | 54.0 | 60.0 | 59.0 | 60.7 | 59.9 | 55.8 | 60.9 | | 49.9 | 65.7 | 69.1 | 69.8 | 66.8 |
| 19 | 57.5 | 63.7 | 62.4 | 65.3 | 65.3 | 61.2 | 65.7 | | 54.9 | 66.8 | 67.1 | 70.9 | 67.2 |
| 20 | 59.7 | 66.2 | 64.3 | 66.0 | 66.2 | 61.5 | 66.5 | | 54.9 | 61.8 | 66.6 | 67.2 | 63.4 |
| 21 | 62.7 | 68.7 | 66.4 | 67.9 | 66.9 | 60.7 | 64.5 | | 49.7 | 51.9 | 58.4 | 59.0 | 55.7 |
| 22 | 62.1 | 68.9 | 67.0 | 69.6 | 68.3 | 61.9 | 65.8 | | 49.5 | 45.1 | 53.1 | 52.3 | 48.5 |
| 23 | 58.6 | 65.7 | 64.3 | 66.9 | 65.3 | 59.4 | 62.8 | | 47.6 | 40.6 | 48.0 | 47.3 | 43.6 |
| 24 | 57.3 | 64.4 | 63.0 | 65.5 | 63.5 | 57.4 | 61.9 | | 49.1 | 39.3 | 43.6 | 42.9 | 39.8 |
| 25 | 55.5 | 62.8 | 61.2 | 63.6 | 62.8 | 58.3 | 62.9 | | 51.1 | 49.2 | 50.1 | 49.9 | 46.0 |
| 26 | 55.8 | 64.2 | 60.9 | 63.3 | 62.3 | 58.4 | 63.0 | | 53.1 | 60.9 | 60.5 | 59.7 | 56.4 |
| 27 | 62.3 | 68.8 | 67.3 | 71.1 | 70.7 | 65.2 | 70.1 | | 59.9 | 68.6 | 70.3 | 71.9 | 68.1 |
| 28 | 61.0 | 67.7 | 67.4 | 71.1 | 71.8 | 68.5 | 72.7 | | 62.7 | 67.3 | 73.1 | 73.4 | 69.8 |
| 29 | 59.2 | 65.8 | 64.8 | 68.3 | 68.7 | 64.5 | 70.0 | | 59.7 | 65.0 | 69.3 | 69.0 | 65.5 |
| 30 | 57.9 | 65.0 | 64.5 | 67.8 | 68.7 | 65.0 | 69.6 | | 59.4 | 60.4 | 65.1 | 64.7 | 59.6 |
| 31 | 56.8 | 64.2 | 63.1 | 65.6 | 66.5 | 61.7 | 66.9 | | 54.8 | 42.4 | 51.0 | 49.5 | 45.5 |
| 8. | 55.9 | 62.5 | 60.9 | 63.0 | 62.6 | 57.6 | 62.1 | | 49.7 | 54.1 | 57.5 | 58.1 | 54.4 |

do a 0° C y a gravedad normal

Barometer reduciert auf 0°C und Normalschwere

**BARÓMETRO**
Barometer

## SEPTIEMBRE 1912

**Promedio diario** $\left(\frac{7a+2p}{3}\right)$
Tägl. Mitt.

| Dia / Tag | Arica | Iquique | Antofagasta | Caldera | Pascua | Copiapó | Coquimbo | Ovalle | Los Andes | Valparaiso | Santiago | San Fernando | Talca |
|---|---|---|---|---|---|---|---|---|---|---|---|---|---|
| 1 | 759.2 | 760.7 | 759.5 | 758.3 | 758.3 | 725.4 | 757.6 | 742.1 | 691.1 | 756.9 | 716.4 | 732.3 | 754.3 |
| 2 | 60.5 | 61.2 | 59.9 | 59.9 | 61.0 | 26.6 | 59.4 | 42.6 | 90.3 | 57.9 | 15.8 | 32.0 | 54.6 |
| 3 | 60.5 | 60.6 | 60.1 | 60.4 | 63.5 | 26.8 | 59.7 | 44.0 | 90.7 | 57.7 | 16.0 | 31.5 | 53.9 |
| 4 | 59.6 | 61 0 | 59.4 | 60.0 | 64.9 | 26.7 | 59.5 | 42.1 | 89.9 | 58.4 | 16.1 | 31.7 | 53.4 |
| 5 | 61.4 | 62.1 | 60.6 | 61.0 | 64.4 | 27.5 | 60.6 | 43.1 | 91.2 | 59.8 | 17.5 | 33.7 | 56.3 |
| 6 | 61.6 | 61.9 | 60.9 | 61.2 | 63.4 | 27.7 | 61.0 | 43.7 | 90.9 | 60.4 | 16.7 | 33.6 | 56.0 |
| 7 | 60.8 | 61.3 | 60.9 | 60.6 | 61.4 | 26.6 | 59.3 | 42.7 | 88.5 | 57.7 | 14.4 | 30.2 | 52.3 |
| 8 | 59.8 | 62.1 | 60.5 | 61.1 | 54.5 | 27.3 | 60.1 | 42.8 | 89.2 | 58.4 | 15.6 | 31.4 | 53.4 |
| 9 | 59.8 | 61.7 | 59.8 | 60.7 | 52.7 | 27.2 | 60.6 | 44.0 | 90.1 | 59.3 | 16.6 | 32.4 | 54.4 |
| 10 | 60.7 | 61.6 | 60.1 | 60.5 | 55.7 | 28.0 | 61.0 | 43.5 | 90.0 | 60.0 | 17.2 | 32.4 | 54.9 |
| 11 | 60.7 | 60.4 | 60.7 | 60.1 | 59.5 | 26.6 | 59.9 | 42.7 | 90.9 | 59.3 | 17.1 | 32.6 | 54.9 |
| 12 | 59.9 | 61.0 | 61.7 | 60.1 | 59.7 | 26.5 | 59.1 | 43.0 | 91.0 | 58.9 | 16.9 | 32.3 | 54.6 |
| 13 | 59.9 | 60.9 | 60.7 | 60.1 | 59.4 | 26.7 | 59.3 | 42.1 | 91.5 | 58.8 | 17.6 | 33.3 | 55.7 |
| 14 | 61.5 | 62.3 | 60.1 | 60.5 | 62.2 | 26.9 | 59.1 | 41.7 | 91.8 | 59.6 | 17.5 | 33.6 | 55.0 |
| 15 | 61.4 | 62.0 | 62.2 | 61.3 | 65.5 | 28.2 | 60.8 | 42.8 | 90.3 | 58.9 | 15.8 | 32.0 | 53.9 |
| 16 | 60.9 | 62.0 | 60.9 | 61.7 | 64.8 | 28.0 | 61.2 | 42.6 | 90.9 | 60.5 | 17.3 | 32.6 | 56.0 |
| 17 | 60.1 | 60.1 | 60.2 | 61.2 | 60.6 | 27.1 | 60.0 | 41.9 | 90.7 | 59.5 | 17.7 | 33.5 | 56 4 |
| 18 | 59.9 | 61.2 | 60.4 | 61.4 | 58.0 | 27.5 | 60.3 | 43.6 | 91.2 | 60.2 | 18.0 | 34.2 | 56.7 |
| 19 | 60.5 | 61.4 | 60.0 | 61.4 | 60.5 | 27.3 | 61.1 | 43.7 | 92.8 | 62.6 | 19.4 | 36.7 | 59.2 |
| 20 | 59.6 | 59.5 | 59.1 | 58.1 | 62.5 | 24.3 | 57.0 | 39.9 | 90.7 | 56.9 | 16.5 | 32.6 | 55.3 |
| 21 | 59.1 | 59.3 | 60.3 | 58.8 | 61.9 | 25.5 | 58.6 | 40.7 | 88.5 | 56.6 | 13.4 | 28.3 | 51.0 |
| 22 | 59.6 | 61.2 | 60.0 | 60.6 | 63.3 | 27.1 | 60.2 | 42.5 | 90.0 | 58.7 | 15.5 | 31.6 | 53.8 |
| 23 | 60.9 | 61.1 | 60.4 | 60.3 | 62.7 | 27.0 | 59.6 | 42.5 | 90.8 | 56.9 | 15.8 | 32.1 | 55.1 |
| 24 | 60.1 | 62.0 | 60.5 | 60.8 | 59.9 | 27.6 | 60.4 | 41.9 | 88 5 | 57.7 | 13.7 | 29.4 | 51.1 |
| 25 | 60.3 | 63.1 | 61.8 | 62.6 | 57.8 | 28.9 | 62.3 | 44.6 | 91.7 | 60.9 | 18.1 | 34.1 | 56.0 |
| 26 | 60.4 | 62.5 | 62.0 | 62.2 | 58.4 | 29.0 | 62.0 | 44.1 | 91.6 | 60.8 | 18.3 | 34.0 | 56.3 |
| 27 | 61.3 | 61.8 | 60.7 | 61.5 | 61.9 | 28.1 | 61.4 | 44.1 | 91.4 | 60.3 | 17.6 | 33.0 | 55.4 |
| 28 | 59.8 | 61.4 | 61.9 | 60.1 | 63.2 | 27.6 | 59.7 | 43.0 | 89.7 | 58.6 | 15.5 | 30.7 | 52.4 |
| 29 | 61.7 | 63.5 | 60.8 | 63.0 | 60.6 | 30.6 | 60.1 | 44.2 | 91.6 | 61.4 | 18.1 | 33.2 | 54.6 |
| 30 | 62.1 | 63.5 | 60.0 | 63.3 | 61.7 | 31.0 | 63.7 | 45.7 | 95.1 | 65.3 | 22.6 | 37.9 | 59.7 |
| Pro. Mit. | 60.5 | 61.5 | 60.6 | 60.7 | 60.8 | 27.3 | 60.1 | 42.9 | 90.8 | 59.3 | 16.8 | 32.7 | 54.9 |

**BARÓMETRO**
Barometer

## OCTUBRE 1912

**Promedio diario** $\left(\frac{7a+2p}{3}\right)$
Tägl. Mitt.

| | | | | | | | | | | | | | |
|---|---|---|---|---|---|---|---|---|---|---|---|---|---|
| 1 | 761.0 | 761.9 | 761.7 | 761.0 | 761.4 | 727.7 | 761.2 | 743.9 | 695.1 | 763.1 | 722.3 | 738.8 | 762.2 |
| 2 | 60.0 | 60.8 | 59.3 | 61.8 | 61.6 | 24.9 | 59.9 | 41.0 | 91.6 | 58.1 | 18.0 | 34.5 | 57.2 |
| 3 | 60.9 | 59.9 | 59.1 | 59.3 | 60.9 | 26.0 | 58.5 | 40.6 | 89.3 | 56.0 | 14.4 | 31.0 | 52.2 |
| 4 | 59.7 | 60.1 | 60.2 | 59.8 | 59.2 | 27.5 | 59.3 | 41.7 | 89.3 | 57.9 | 14.3 | 30.3 | 51.5 |
| 5 | 61.2 | 61.7 | 61.1 | 61.4 | 58.7 | 28.1 | 61.1 | 42.8 | 91.2 | 59.8 | 17.3 | 33.0 | 55.5 |
| 6 | 60.8 | 61.2 | 62.7 | 61.4 | 59.4 | 27.6 | 60.8 | 42.7 | 91.0 | 59.1 | 16.6 | 33.5 | 54.4 |
| 7 | 60.3 | 61.3 | 61.6 | 60.8 | 58.0 | 27.3 | 60.2 | 43.0 | 90.0 | 59.1 | 15.7 | 33.1 | 53.0 |
| 8 | 61.3 | 61.2 | 62.3 | 61.1 | 61.1 | 27.9 | 60.9 | 43.1 | 91.7 | 59.9 | 18.3 | 34.8 | 54.0 |
| 9 | 60.6 | 61.8 | 62.5 | 60.7 | 64.3 | 27.2 | 60.3 | 42.8 | 91.5 | 59.4 | 17.6 | 33.7 | 55.7 |
| 10 | 63.0 | 63.5 | 63.5 | 63.0 | 64.2 | 29.0 | 62.5 | 44.3 | 92.8 | 60.4 | 19.4 | 35.4 | 56.7 |
| 11 | 60.8 | 61.9 | 62.2 | 61.0 | 64.2 | 26.8 | 59.6 | 43.4 | 92.3 | 60.5 | 18.9 | 35.5 | 58.0 |
| 12 | 60.2 | 61.2 | 61.3 | 60.3 | 63.2 | 26.8 | 59.3 | 42.2 | 90.3 | 58.9 | 16.5 | 32.6 | 55.1 |
| 13 | 60.4 | 61.0 | 62.5 | 61.0 | 62.3 | 27.2 | 60.3 | 42.3 | 91.0 | 58.4 | 17.2 | 32.6 | 54.7 |
| 14 | 60.0 | 60.6 | 61.3 | 60.1 | 61.2 | 26.2 | 59.4 | 42.0 | 91.1 | 59.3 | 17.6 | 33.5 | 55.7 |
| 15 | 59.9 | 60.4 | 61.9 | 59.7 | 63.7 | 25.3 | 58.3 | 41.7 | 91.1 | 58.1 | 17.3 | 33.2 | 55.1 |
| 16 | 60.0 | 61.6 | 62.4 | 60.6 | 64.9 | 26.9 | 59.7 | 41.4 | 90.3 | 57.7 | 16.2 | 31.7 | 54.6 |
| 17 | 60.8 | 60.6 | 62.5 | 60.8 | 64.1 | 27.2 | 59.5 | 41.8 | 91.2 | 59.1 | 17.7 | 33.9 | 56.9 |
| 18 | 60.1 | 60.5 | 61.9 | 60.6 | 64.4 | 27.2 | 59.1 | 42.0 | 90 5 | 58.7 | 17.0 | 33.5 | 56.1 |
| 19 | 60.6 | 60.6 | 61.6 | 60.4 | 65.5 | 26.9 | 59.5 | 41.7 | 90.2 | 58.3 | 16.5 | 32.8 | 54.8 |
| 20 | 60.1 | 60.3 | 61.0 | 59.4 | 64.8 | 26.1 | 58.8 | 42.2 | 88.7 | 56.1 | 14.5 | 30.6 | 52.9 |
| 21 | 60.1 | 60.9 | 59.9 | 60.0 | 64.0 | 29.0 | 59.7 | 42.8 | 89.0 | 58.3 | 14.9 | 30.2 | 52.1 |
| 22 | 61.6 | 62.0 | 60.5 | 62.1 | 65.8 | 29.0 | 60.3 | 42.3 | 91.7 | 60.8 | 18.6 | 34.3 | 56.7 |
| 23 | 61.0 | 61.1 | 62.3 | 61.2 | 63.1 | 27.1 | 60.4 | 42.4 | 90.7 | 59.2 | 17.0 | 32.4 | 54.3 |
| 24 | 60.7 | 61.3 | 62.5 | 61.3 | 62.2 | 27.6 | 60.4 | 44.3 | 90 1 | 59.1 | 15.7 | 31.6 | 53.9 |
| 25 | 61.6 | 63.3 | 62.8 | 61.9 | 62.0 | 28.7 | 62.0 | 42.7 | 90.0 | 59.8 | 16.3 | 31.9 | 53.0 |
| 26 | 61.4 | 63.3 | 63.0 | 62.5 | 62.9 | 28.8 | 60.7 | 43.2 | 92.7 | 61.9 | 19.5 | 35.1 | 57.2 |
| 27 | 60.4 | 63.3 | 63.3 | 62.0 | 64.1 | 28.3 | 61.0 | 42.4 | 91.4 | 60.0 | 17.4 | 33.1 | 54.7 |
| 28 | 62.2 | 63.2 | 62.5 | 62.5 | 66.9 | 29.6 | 62.5 | 42.8 | 91.0 | 61.0 | 17.8 | 33.1 | 55.5 |
| 29 | 60.9 | 62.3 | 62.1 | 62.0 | 69.1 | 27.6 | 61.9 | 42.6 | 92.2 | 62.0 | 19.3 | 34.8 | 57.1 |
| 30 | 61.9 | 62.7 | 63.3 | 62.1 | 70.5 | 28.9 | 61.7 | 44.6 | 92.0 | 61.8 | 19.0 | 35.1 | 57.6 |
| 31 | 62.5 | 63.3 | 63.1 | 61.6 | 69.9 | 29.4 | 62.1 | 42.7 | 91.0 | 60.9 | 17.6 | 33.6 | 55.8 |
| Pro. Mit. | 60.8 | 61.6 | 61.9 | 61.1 | 63.4 | 27.5 | 60.3 | 42.5 | 91.0 | 59.4 | 17.3 | 33.3 | 55.3 |

Barómetro reducido a 0°C y a gravedad normal

Barometer reduciert auf 0°C und N.

ROMETRO
Barometer

## SEPTIEMBRE 1912

Promedio diario
Tägl. Mitt. $\left(\frac{7a+2p+9p}{3}\right)$

| | Punta Tumbes | Concepción | Contulmo | Mocha W | Valdivia | Los Riscos | Puerto Montt | Punta Corona | Huafo | Evangelistas | Dungenes | Punta Arenas | San Isidro |
|---|---|---|---|---|---|---|---|---|---|---|---|---|---|
| 1 | 755.8 | 762.6 | 762.2 | 765.0 | 764.6 | 760.0 | 764.1 | | 753.0 | 749.2 | 746.8 | 750.4 | 746.2 |
| 2 | 55.7 | 62.8 | 62.7 | 66.0 | 66.6 | 62.4 | 67.3 | | 57.7 | 56.8 | 57.8 | 58.4 | 53.6 |
| 3 | 55.0 | 61.4 | 60.6 | 63.9 | 64.0 | 59.8 | 64.6 | | 54.4 | 55.9 | 62.7 | 62.1 | 57.7 |
| 4 | 54.6 | 61.7 | 60.5 | 62.9 | 61.8 | 56.6 | 61.2 | | 48.0 | 46.3 | 51.6 | 51.8 | 47.8 |
| 5 | 58.0 | 64.8 | 63.8 | 66.7 | 66.6 | 61.9 | 66.2 | | 56.2 | 61.4 | 58.0 | 61.8 | 57.4 |
| 6 | 57.1 | 63.8 | 64.0 | 66.6 | 69.1 | 66.5 | 71.2 | | 64.4 | 65.0 | 66.2 | 66.6 | 61.6 |
| 7 | 52.5 | 59.8 | 60.4 | 64.2 | 67.0 | 64.2 | 69.5 | | 61.6 | 61.3 | 60.7 | 61.5 | 54.6 |
| 8 | 54.1 | 60.6 | 59.0 | 61.0 | 63.1 | 59.9 | 65.5 | | 56.9 | 55.8 | 54.8 | 55.6 | 50.9 |
| 9 | 55.7 | 62.2 | 60.3 | 62.2 | 62.4 | 58.2 | 64.7 | | 53.0 | 52.9 | 56.0 | 55.0 | 51.1 |
| 10 | 54.6 | 61.2 | 60.1 | 62.4 | 61.3 | 56.1 | 62.0 | | 49.2 | 54.1 | 58.7 | 58.5 | 54.0 |
| 11 | 55.3 | 62.0 | 60.2 | 62.7 | 62.3 | 57.4 | 62.9 | | 49.5 | 48.8 | 55.5 | 55.8 | 52.5 |
| 12 | 55.0 | 61.6 | 60.3 | 61.8 | 61.4 | 55.9 | 60.0 | | 46.6 | 40.7 | 47.9 | 48.3 | 47.3 |
| 13 | 56.3 | 63.0 | 62.2 | 64.4 | 63.8 | 58.7 | 63.7 | | 52.3 | 47.4 | 55.4 | 54.0 | 49.5 |
| 14 | 57.1 | 63.2 | 62.9 | 65.9 | 64.9 | 60.5 | 65.6 | | 54.2 | 52.3 | 58.5 | 55.4 | 51.8 |
| 15 | 55.4 | 61.3 | 61.6 | 64.3 | 63.1 | 58.5 | 64.4 | | 52.4 | 47.9 | 53.4 | 51.5 | 49.0 |
| 16 | 57.5 | 60.9 | 61.5 | 64.0 | 62,3 | 57.4 | 61.4 | | 49.1 | 50.1 | 50.6 | 51.1 | 48.0 |
| 17 | 57.7 | 64.0 | 63.5 | 65.9 | 64.9 | 59.9 | 64.5 | | 53.5 | 49:1 | 53.0 | 51.9 | 47.2 |
| 18 | 57.9 | 64.1 | 63.6 | 66.5 | 66.7 | 62.0 | 66.8 | | 55.5 | 42.3 | 50.5 | 46.8 | 43.0 |
| 19 | 61.3 | 67.0 | 66.5 | 68.5 | 68.3 | 62.8 | 68.2 | | 54.6 | 47.2 | 50.8 | 48.9 | 44.8 |
| 20 | 57.1 | 62.4 | 63.2 | 66.0 | 66.5 | 62.3 | 67.8 | | 55.2 | 44.9 | 51.9 | 50.4 | 46.6 |
| 21 | 50.1 | 55.4 | 55.3 | 56.3 | 56.6 | 51.4 | 56.5 | | 41.7 | 42.6 | 46.9 | 45.1 | 41.8 |
| 22 | 54.2 | 60.2 | 58.1 | 59.6 | 58.9 | 53.1 | 58.7 | | 43.2 | 41.7 | 45.5 | 45.1 | 42.9 |
| 23 | 55.9 | 62.2 | 61.7 | 64.6 | 64.5 | 59.8 | 65.3 | | 52.8 | 42.1 | 47.3 | 45.4 | 44.0 |
| 24 | 51.8 | 58.0 | 57.4 | 59.8 | 60.7 | 56.0 | 62.3 | | 52.4 | 40.4 | 44.2 | 41.5 | 37.5 |
| 25 | 56.1 | 62.9 | 61.4 | 64.0 | 63.5 | 57.9 | 63.0 | | 51.3 | 41.7 | 41.4 | 41.9 | 37.6 |
| 26 | 57.4 | 64.1 | 63.1 | 66.2 | 65.0 | 59.0 | 64.1 | | 51.0 | 55.6 | 52.7 | 56.0 | 52.0 |
| 27 | 56.0 | 62.7 | 61.7 | 64.0 | 63.7 | 59.2 | 64.2 | | 52.6 | 57.9 | 59.6 | 60.1 | 55.7 |
| 28 | 52.7 | 60.6 | 58 3 | 60.3 | 59.2 | 53.4 | 59.2 | | 45.3 | 34.4 | 40.9 | 39.7 | 37.1 |
| 29 | 52.0 | 59.8 | 56.0 | 56.0 | 54.9 | 48.5 | 52.1 | | 36.1 | 44.8 | 45.4 | 47.1 | 43.6 |
| 30 | 58.8 | 64 5 | 63.4 | 65.5 | 63.6 | 57.9 | 63.4 | | 51.1 | 57.5 | 57.5 | 59.0 | 54.8 |
| | 55.6 | 62.0 | 61.2 | 63.6 | 63.4 | 58.6 | 63.7 | | 51.8 | 49.6 | 52.7 | 52.5 | 48.7 |

ROMETRO
Barometer

## OCTUBRE 1912

Promedio diario
Tägl. Mitt. $\left(\frac{7a+2p+9p}{3}\right)$

| | | | | | | | | | | | | | |
|---|---|---|---|---|---|---|---|---|---|---|---|---|---|
| 1 | 763.5 | 770.2 | 769.3 | 772.2 | 772.3 | 767.8 | 772.0 | | 760.0 | 760.4 | 761.6 | 762.3 | |
| 2 | 59.1 | 65.2 | 65.7 | 69.4 | 69.4 | 65.4 | 69.4 | | 59.0 | 57.6 | 60.5 | 61.0 | |
| 3 | 52.2 | 59.3 | 59.6 | 62.3 | 63.4 | 60.2 | 64.7 | | 54.9 | 59.4 | 64.8 | 63 5 | |
| 4 | | 58.0 | 57.2 | 60.0 | 58.1 | 53.2 | 58.4 | | 48.1 | 43.4 | 50.7 | 50.7 | |
| 5 | 55.5 | 61.6 | 59.2 | 61.9 | 62.3 | 57.2 | 61.5 | | 51.4 | 51.3 | 51.2 | 51.4 | |
| 6 | 55.7 | 61.7 | 60.7 | 62.2 | 61.7 | 55:8 | 60.1 | | 47.1 | 45.7 | 58.9 | 55.2 | |
| 7 | 54.0 | 58.3 | 57.2 | 57.8 | 57.1 | 51.6 | 55.0 | | 40.4 | 44.5 | 50.0 | 48.9 | |
| 8 | 54.8 | 60.5 | 59.7 | 61.5 | 60.7 | 55.4 | 59.4 | | 46.3 | 49.9 | 58.2 | 59.2 | |
| 9 | 54.7 | 60.0 | 59.6 | 62.0 | 61.2 | 55.8 | 60.9 | | 48.8 | 54.3 | 64.8 | 63.4 | |
| 10 | | 61.2 | 59.8 | 60.6 | 58.4 | 52.5 | 56.4 | | 43.6 | 48.5 | 61.2 | 59.7 | 47.1 |
| 11 | | 65.2 | 64.1 | 66.3 | 64.4 | 58.9 | 63.0 | | 50.9 | 48.5 | 55.3 | 53.8 | 42.6 |
| 12 | | 62 8 | 63.8 | 63.6 | 63.2 | 57.5 | 61.1 | | 48.7 | 47.9 | 52.5 | 52.1 | 43.9 |
| 13 | 56.4 | 62.4 | 63.2 | 63.3 | 62.0 | 56.7 | 59.8 | | 66.3 | 42.9 | 53.2 | 50.9 | 48.7 |
| 14 | 56.7 | 63.0 | 63.2 | 63.4 | 61.9 | 56.5 | 61.1 | | 49.6 | 46.7 | 47.3 | 48.7 | 45 1 |
| 15 | 56.6 | 63.3 | 64.2 | 64.9 | 64.3 | 58.7 | 63.5 | | 49.8 | 43.0 | 55.2 | 51.5 | 48.1 |
| 16 | 55.0 | 61.7 | 62.0 | 61.2 | 59.3 | 53.2 | 56.5 | | 42.0 | 31.1 | 38.5 | 37.9 | 34.3 |
| 17 | 57.7 | 64.5 | 65 3 | 64.8 | 63.1 | 56.8 | 60.9 | | 46.7 | 33.2 | 38.3 | 36.7 | 32.8 |
| 18 | | 64.7 | 54.5 | 65.2 | 64.1 | 58.0 | 62.2 | | 48.8 | 42.2 | 43.1 | 44.0 | 40.2 |
| 19 | 56.7 | 62.6 | 64.4 | 66.2 | 65.7 | 60.3 | 65.0 | | 52.7 | 48.5 | 54.0 | 52.7 | 48.9 |
| 20 | 53.8 | 60.3 | 62.2 | 64.5 | 64.2 | 59.8 | 64.6 | | 62.7 | 46.4 | 48.8 | 47.5 | 45.5 |
| 21 | 51.7 | 58.3 | 58.7 | 60.1 | 59.0 | 54.4 | 59.5 | | 47.7 | 36.9 | 47.7 | 44.4 | 41.0 |
| 22 | 57.0 | 63.3 | 63.7 | 65.7 | 64.6 | 59.6 | 64.7 | | 58.4 | 41.9 | 42.2 | 41.7 | 37.4 |
| 23 | 55.6 | 62.0 | 62.0 | 65.3 | 64.5 | 60.2 | 65.5 | | 54.6 | 44.4 | 49.8 | 46.1 | 42.4 |
| 24 | 54.4 | 60.7 | 60.9 | 64.3 | 63.9 | 60.7 | 65.6 | | 56.4 | 52.1 | 51.7 | 51.5 | 47.4 |
| 25 | 53.7 | 60.3 | 59.0 | 60.7 | 59.7 | 55.4 | 61.2 | | 52.5 | 50.9 | 56.7 | 55.7 | 51.4 |
| 26 | 57.5 | 64.2 | 62.8 | 64.5 | 63.8 | 58.6 | 62.6 | | 51.2 | 43.5 | 51.7 | 50.8 | 46.9 |
| 27 | | 62.6 | 61.2 | 62.5 | 61.7 | 56.1 | 59.2 | | 45.1 | 42.4 | 45.2 | 45.2 | 42.0 |
| 28 | 53.2 | 60.0 | 58.1 | 59.2 | 58.5 | 53.4 | 58.1 | | 45.9 | 50.3 | 51.3 | 52.3 | 47.6 |
| 29 | 55.7 | 62.8 | 60.9 | 62.4 | 61.6 | 56.7 | 60.8 | | 49.7 | 53.1 | 54.8 | 54.1 | 49.8 |
| 30 | 56.9 | 65.2 | 63.5 | 64.9 | 65.1 | 59.6 | 64.2 | | 52.9 | 48.5 | 51.4 | 51.0 | 45.3 |
| 31 | 56.0 | 63.7 | 62.3 | 64.5 | 63.6 | 58.9 | 62.2 | | 49.7 | 46.9 | 52.0 | 49.0 | 45.0 |
| | 55.8 | 62.2 | 61.9 | 63.5 | 62.7 | 57.6 | 61.9 | | 49.9 | 47.0 | 52.3 | 51.4 | 44 2 |

cido a 0°C y a gravedad normal.

Barometer reduciert auf 0°C und Normalschwere.

**BARÓMETRO**
Barometer

## NOVIEMBRE 1912

**Promedio diario** (7a+2p+3)
Tägl. Mitt.

| Dia / Tag | Arica | Iquique | Antofagasta | Caldera | Pascua | Copiapó | Coquimbo | Ovalle | Los Andes | Valparaiso | Santiago | San Fernando | Talca |
|---|---|---|---|---|---|---|---|---|---|---|---|---|---|
| 1 | 762.8 | 762.7 | 763.6 | 762.9 | 768.3 | 729.8 | 762.9 | 742.3 | 691.5 | 761.8 | 718.6 | 734.3 | 755.8 |
| 2 | 62.9 | 64.6 | 63.1 | 63.2 | 67.5 | 31.5 | 62.9 | 44.8 | 93.6 | 63.5 | 20.4 | 35.2 | 56.1 |
| 3 | 62.2 | 63.3 | 61.3 | 62.7 | 66.8 | 29.2 | 62.1 | 42.1 | 94.1 | 62.9 | 20.5 | 36.0 | 57.6 |
| 4 | 61.2 | 64.6 | 64.5 | 63.8 | 66.0 | 30.9 | 63.3 | 44.8 | 93.9 | 63.5 | 20.6 | 36.4 | 59.2 |
| 5 | 61.8 | 62.6 | 63.4 | 62.1 | 63.7 | 28.4 | 61.6 | 42.6 | 94.4 | 63.1 | 21.2 | 37.5 | 60.2 |
| 6 | 61.3 | 61.3 | 61.7 | 60.1 | 60.2 | 25.9 | 58.1 | 44.3 | 91.6 | 59.4 | 18.2 | 34.4 | 56.9 |
| 7 | 60.2 | 61.0 | 61.3 | 59.8 | 59.5 | 26.2 | 58.5 | 42.2 | 90.1 | 56.2 | 16.5 | 33.1 | 56.2 |
| 8 | 60.7 | 61.2 | 61.0 | 60.8 | 61.4 | 27.2 | 60.0 | 42.7 | 89.3 | 58.4 | 15.2 | 30.5 | 52.0 |
| 9 | 60.0 | 60.5 | 61.6 | 60.5 | 62.2 | 27.0 | 60.3 | 42.5 | 90.3 | 59.2 | 16.8 | 32.2 | 53.7 |
| 10 | 60.5 | 60.5 | 61.2 | 60.3 | 61.6 | 26.5 | 59.1 | 41.7 | 88.9 | 56.9 | 14.8 | 30.6 | 52.5 |
| 11 | 60.5 | 60.8 | 61.9 | 60.7 | 62.5 | 27.4 | 60.3 | 42.1 | 89.9 | 58.9 | 16.1 | 31.1 | 53.9 |
| 12 | 60.6 | 61.3 | 61.2 | 60.4 | 62.3 | 26.7 | 59.6 | 41.8 | 89.5 | 57.3 | 15.6 | 31.3 | 54.0 |
| 13 | 60.1 | 60.6 | 61.7 | 60.4 | 58.3 | 26.7 | 59.2 | 41.9 | 88.1 | 57.3 | 14.4 | 29.6 | 51.7 |
| 14 | 60.6 | 61.8 | 62.2 | 60.8 | 57.0 | 28.5 | 61.3 | 42.6 | 91.4 | 59.9 | 17.8 | 32.9 | 54.5 |
| 15 | 61.8 | 62.3 | 62.3 | 61.4 | 59.9 | 27.9 | 60.7 | 42.5 | 91.2 | 59.5 | 17.7 | 32.7 | 54.7 |
| 16 | 61.7 | 62.6 | 61.8 | 62.2 | 62.1 | 28.3 | 61.6 | 43.0 | 91.2 | 60.6 | 17.7 | 33.2 | 55.5 |
| 17 | 61.1 | 62.3 | 62.8 | 62.3 | 61.1 | 28.5 | 62.1 | 43.1 | 92.5 | 61.0 | 18.5 | 33.8 | 56.0 |
| 18 | 62.0 | 62.2 | 62.7 | 62.1 | 58.3 | 29.0 | 61.2 | 42.9 | 92.9 | 61.2 | 19.2 | 34.1 | 56.7 |
| 19 | 61.5 | 61.7 | 61.2 | 61.1 | 58.9 | 27.7 | 59.8 | 42.7 | 92.6 | 60.1 | 18.8 | 34.4 | 57.1 |
| 20 | 60.8 | 61.2 | 61.6 | 60.2 | 59.9 | 26.8 | 59.0 | 42.4 | 92.1 | 58.6 | 18.2 | 35.4 | 57.9 |
| 21 | 59.8 | 59.9 | 61.4 | 59.2 | 58.1 | 25.4 | 57.4 | 42.5 | 90.8 | 56.2 | 16.1 | 32.4 | 55.1 |
| 22 | 59.5 | 60.0 | 60.3 | 59.3 | 59.7 | 25.8 | 58.1 | 41.5 | 90.0 | 56.2 | 15.4 | 32.0 | 54.2 |
| 23 | 59.6 | 60.1 | 61.1 | 60.2 | 61.1 | 26.4 | 58.6 | 41.5 | 91.4 | 57.8 | 17.0 | 33.6 | 56.7 |
| 24 | 58.7 | 59.2 | 61.4 | 59.3 | 61.5 | 25.6 | 57.6 | 41.9 | 89.9 | 56.2 | 15.1 | 30.7 | 52.7 |
| 25 | 58.7 | 59.2 | 61.6 | 59.6 | 61.5 | 25.8 | 58.4 | 41.3 | 89.4 | 57.0 | 15.0 | 30.4 | 51.9 |
| 26 | 58.0 | 58.3 | 61.2 | 58.5 | 61.1 | 24.8 | 58.1 | 41.9 | 89.7 | 56.9 | 15.2 | 30.6 | 53.6 |
| 27 | 57.5 | 58.6 | 61.6 | 59.3 | 60.3 | 25.4 | 58.3 | 42.0 | 90.2 | 57.7 | 15.8 | 31.6 | 54.5 |
| 28 | 59.3 | 60.3 | 61.6 | 59.7 | 59.3 | 25.9 | 58.2 | 42.1 | 92.0 | 59.2 | 18.0 | 33.7 | 57.2 |
| 29 | 58.9 | 60.1 | 61.0 | 59.7 | 57.3 | 25.9 | 57.9 | 42.0 | 89.5 | 55.2 | 14.6 | 30.5 | 52.7 |
| 30 | 59.0 | 60.2 | 61.0 | 60.0 | 56.2 | 26.7 | 59.2 | 41.5 | 89.5 | 57.3 | 14.5 | 29.4 | 50.7 |
| Pro. Mit. | 60.5 | 61.2 | 61.8 | 60.8 | 61.1 | 27.3 | 59.8 | 42.5 | 91.0 | 59.0 | 17.1 | 32.8 | 55.1 |

**BARÓMETRO**
Barometer

## DICIEMBRE 1912

**Promedio diario** (7a+2p+3)
Tägl. Mitt.

| Dia / Tag | Arica | Iquique | Antofagasta | Caldera | Pascua | Copiapó | Coquimbo | Ovalle | Los Andes | Valparaiso | Santiago | San Fernando | Talca |
|---|---|---|---|---|---|---|---|---|---|---|---|---|---|
| 1 | 758.7 | 760.4 | 761.4 | 759.2 | 758.4 | 725.2 | 758.2 | 741.8 | 688.6 | 757.0 | 713.8 | 729.6 | 750.5 |
| 2 | 58.3 | 58.6 | 59.7 | 59.0 | 60.7 | 25.2 | 57.9 | 40.6 | 88.5 | 57.0 | 14.0 | 28.8 | 50.3 |
| 3 | 58.3 | 59.3 | 59.7 | 59.1 | 61.6 | 25.3 | 58.1 | 40.9 | 88.3 | 56.5 | 13.7 | 29.2 | 50.2 |
| 4 | 59.1 | 60.2 | 60.5 | 60.5 | 61.1 | 27.0 | 59.6 | 41.8 | 88.9 | 58.7 | 15.7 | 31.1 | 53.4 |
| 5 | 59.3 | 60.4 | 61.0 | 60.0 | 60.9 | 27.0 | 59.7 | 41.8 | 91.2 | 59.3 | 17.5 | 33.1 | 55.4 |
| 6 | 58.5 | 59.1 | 61.3 | 58.7 | 60.9 | 24.7 | 57.1 | 42.4 | 88.5 | 55.2 | 13.5 | 29.5 | 51.8 |
| 7 | 58.2 | 59.0 | 59.8 | 59.0 | 62.1 | 25.3 | 57.9 | 42.5 | 88.5 | 56.7 | 14.0 | 29.2 | 51.0 |
| 8 | 58.6 | 59.5 | 59.7 | 59.9 | 62.1 | 26.4 | 58.7 | 42.2 | 89.2 | 57.4 | 15.4 | 29.3 | 51.5 |
| 9 | 61.0 | 61.8 | 60.5 | 61.4 | 63.0 | 27.9 | 60.4 | 42.0 | 91.5 | 60.0 | 17.0 | 32.6 | 55.1 |
| 10 | 58.9 | 60.2 | 61.4 | 59.9 | 63.7 | 26.9 | 59.6 | 42.3 | 90.8 | 58.6 | 16.7 | 32.5 | 54.8 |
| 11 | 58.4 | 60.2 | 62.0 | 59.9 | 62.7 | 26.5 | 58.6 | 42.8 | 90.3 | 58.2 | 16.5 | 32.3 | 55.1 |
| 12 | 59.8 | 61.0 | 61.5 | 61.0 | 62.1 | 27.4 | 60.0 | 42.0 | 90.8 | 58.3 | 16.6 | 32.1 | 54.3 |
| 13 | 60.9 | 61.2 | 61.4 | 61.1 | 62.1 | 27.6 | 60.1 | 41.8 | 90.8 | 58.9 | 16.5 | 32.0 | 53.9 |
| 14 | 59.6 | 61.1 | 61.4 | 60.3 | 61.7 | 26.5 | 59.1 | 41.8 | 90.7 | 58.3 | 16.6 | 31.6 | 53.6 |
| 15 | 59.8 | 61.0 | 61.1 | 60.7 | 60.3 | 26.9 | 59.5 | 40.7 | 90.6 | 57.6 | 16.4 | 32.5 | 53.1 |
| 16 | 59.3 | 60.7 | 61.2 | 59.9 | 58.8 | 26.0 | 58.2 | 40.5 | 89.4 | 55.6 | 14.7 | 29.8 | 51.4 |
| 17 | 59.3 | 60.2 | 61.6 | 59.8 | 56.5 | 26.4 | 58.6 | 41.3 | 88.8 | 56.8 | 13.9 | 28.7 | 50.1 |
| 18 | 60.2 | 61.5 | 61.8 | 60.7 | 52.5 | 27.3 | 59.9 | 42.3 | 90.7 | 58.5 | 16.4 | 32.7 | 53.5 |
| 19 | 59.4 | 60.8 | 61.0 | 60.5 | 54.5 | 26.8 | 59.8 | 42.3 | 90.3 | 58.0 | 15.9 | 31.4 | 53.6 |
| 20 | 57.6 | 59.3 | 60.8 | 58.1 | 57.8 | 24.6 | 57.1 | 40.9 | 88.0 | 55.2 | 13.2 | 28.3 | 50.6 |
| 21 | 58.1 | 58.1 | 60.9 | 57.5 | 59.0 | 24.2 | 57.2 | 40.1 | 87.6 | 55.2 | 12.4 | 27.5 | 48.8 |
| 22 | 58.1 | 58.1 | 60.6 | 57.6 | 60.9 | 24.5 | 57.0 | 40.5 | 88.0 | 56.0 | 13.6 | 28.5 | 49.8 |
| 23 | 57.5 | 57.7 | 58.7 | 57.5 | 61.7 | 24.0 | 58.7 | 40.8 | 88.8 | 56.4 | 14.5 | 29.7 | 51.9 |
| 24 | 57.6 | 58.7 | 58.4 | 58.0 | 60.8 | 24.6 | 56.8 | 39.6 | 88.8 | 55.1 | 14.2 | 30.0 | 52.5 |
| 25 | 57.8 | 59.3 | 58.8 | 59.0 | 61.1 | 26.0 | 58.9 | 40.7 | 89.8 | 56.9 | 15.3 | 30.6 | 52.4 |
| 26 | 58.0 | 58.8 | 59.9 | 58.4 | 62.5 | 25.1 | 57.9 | 41.1 | 88.7 | 56.2 | 14.2 | 29.1 | 51.4 |
| 27 | 58.4 | 58.8 | 58.7 | 57.8 | 62.7 | 24.4 | 57.0 | 40.3 | 87.8 | 55.2 | 12.7 | 27.6 | 49.7 |
| 28 | 57.4 | 60.1 | 59.4 | 59.2 | 62.9 | 26.4 | 59.3 | 41.0 | 89.7 | 57.8 | 15.7 | 30.9 | 53.3 |
| 29 | 58.0 | 59.9 | 60.4 | 59.5 | 61.3 | 26.9 | 58.8 | 41.2 | 91.2 | 58.7 | 16.9 | 30.7 | 54.5 |
| 30 | 57.4 | 59.8 | 60.3 | 60.0 | 58.7 | 26.5 | 58.9 | 41.8 | 90.5 | 57.1 | 15.9 | 31.2 | 53.1 |
| 31 | 60.0 | 61.3 | 59.9 | 60.7 | 58.0 | 28.3 | 60.8 | 40.2 | 91.2 | 59.0 | 16.5 | 31.6 | 53.1 |
| Pro. Mit. | 58.8 | 59.9 | 60.4 | 59.5 | 60.4 | 26.0 | 58.7 | 41.4 | 89.6 | 57.3 | 15.1 | 30.4 | 52.4 |

Barometro reducido a 0°C y a gravedad normal

Barometer reduciert auf 0°C und Nor

**ÓMETRO**
arometer

## NOVIEMBRE 1912

**Promedio diario** $\left(\frac{7a+2p+9p}{3}\right)$
Tägl. Mitt.

| Punta Tumbes | Concepción | Contulmo | Mocha W | Valdivia | Los Riscos | Puerto Montt | Punta Corona | Huafo | Evangelistas | Dungenes | Punta Arenas | San Isidro |
|---|---|---|---|---|---|---|---|---|---|---|---|---|
| 757.2 | 763.6 | 762.9 | 764.6 | 764.2 | 758.4 | 762.5 | | 748.7 | 737.0 | 742.0 | 739.6 | 737.9 |
| 57.8 | 64.7 | 62.7 | 63.8 | 62.4 | 55.6 | 59.8 | | 45.1 | 32.9 | 35.2 | 34.5 | 30.2 |
| 58.0 | 65.5 | 63.7 | 66.1 | 65.1 | 59.7 | 64.5 | | 52.5 | 49.9 | 48.7 | 50.1 | 46.0 |
| 60.3 | 67.8 | 65.9 | 68.9 | 68.0 | 62.9 | 67.4 | | 54.5 | 42.5 | 46.3 | 45.6 | 41.8 |
| 60.9 | 68.1 | 65.1 | 66.4 | 64.0 | 56.7 | 59.7 | | 44.5 | 27.5 | 33.0 | 28.4 | 24.1 |
| 58.0 | 65.2 | 64.3 | 67.4 | 66.1 | 60.6 | 65.1 | | 53.1 | 48.5 | 40.3 | 45.5 | 41.2 |
| 56.9 | 64.7 | 64.9 | 68.7 | 68.5 | 64.2 | 69.1 | | 57.4 | 44.5 | 46.8 | 46.9 | 42.9 |
| 52.1 | 59.1 | 58.6 | 61.6 | 60.8 | 56.8 | 62.6 | | 52.3 | 37.2 | 42.4 | 41.6 | 38.4 |
| 54.8 | 62.0 | 61.4 | 63.3 | 62.3 | 56.6 | 61.4 | | 49.0 | 36.3 | 39.0 | 39.3 | 33.7 |
| 53.5 | 60.6 | 60.3 | 63.3 | 63.2 | 59.1 | 64.5 | | 54.3 | 36.0 | 40.4 | 38.1 | 34.7 |
| 53.7 | 60.7 | 60.5 | 63.7 | 62.2 | 57.7 | 62.6 | | 50.9 | 35.4 | 35.6 | 35.5 | 31.5 |
| 55.1 | 61.4 | 61.4 | 63.9 | 63.0 | 57.5 | 62.1 | | 48.8 | 37.9 | 41.4 | 40.4 | 36.8 |
| 53.1 | 59.9 | 59.5 | 61.4 | 60.2 | 53.8 | 58.9 | | 47.1 | 43.6 | 44.1 | 43.5 | 40.1 |
| 54.0 | 60.3 | 60.5 | 62.6 | 62.0 | 57.0 | 61.1 | | 50.4 | 50.7 | 47.0 | 50.7 | 47.3 |
| 55.4 | 61.6 | 61.2 | 63.3 | 63.0 | 58.5 | 61.1 | | 52.1 | 53.6 | 52.9 | 54.7 | 50.9 |
| 54.0 | 60.9 | 58.3 | 59.3 | 58.3 | 52.7 | 56.6 | | 46.4 | 54.8 | 53.6 | 55.4 | 53.5 |
| 53.6 | 59.9 | 58.1 | 58.9 | 58.1 | 52.5 | 56.5 | | 45.0 | 56.7 | 55.7 | 57.8 | 56.7 |
| 56.6 | 63.2 | 61.2 | 62.6 | 61.9 | 56.6 | 60.8 | | 49.1 | 57.3 | 57.4 | 59.7 | 55.8 |
| 58.7 | 65.7 | 65.1 | 68.0 | 66.1 | 60.6 | 65.2 | | 54.3 | 59.6 | 59.3 | 61.4 | 57.9 |
| 59.4 | 66.5 | 66.0 | 69.0 | 68.8 | 64.5 | 68.7 | | 59.0 | 58.6 | 59.9 | 59.9 | 55.5 |
| 56.1 | 63.3 | 63.5 | 65.8 | 64.7 | 59.6 | 63.7 | | 51.9 | 45.0 | 49.4 | 45.6 | 43.7 |
| 56.0 | 63.0 | 61.3 | 63.1 | 60.9 | 55.1 | 59.2 | | 46.2 | 36.9 | 35.8 | 37.3 | 33.6 |
| 58.1 | 64.8 | 63.6 | 65.6 | 63.8 | 57.8 | 61.8 | | 48.7 | 37.1 | 37.5 | 37.6 | 33.7 |
| 54.0 | 60.7 | 60.8 | 62.8 | 62.1 | 56.7 | 60.2 | | 45.1 | 33.6 | 37.6 | 35.3 | 32.2 |
| 52.3 | 58.4 | 57.0 | 57.9 | 55.7 | 49.4 | 51.7 | | 36.9 | 32.3 | 34.9 | 35.8 | 33.4 |
| 52.8 | 59.5 | 58.0 | 58.9 | 57.2 | 50.7 | 54.1 | | 40.9 | 35.3 | 37.9 | 37.1 | 33.2 |
| 54.9 | 61.3 | 60.9 | 63.3 | 62.1 | 57.3 | 61.7 | | 50.4 | 45.4 | 45.9 | 47.2 | 43.2 |
| 58.6 | 65.3 | 64.7 | 68.3 | 67.3 | 62.7 | 66.9 | | 55.9 | 52.5 | 54.8 | 54.4 | 50.1 |
| 54.7 | 61.0 | 62.2 | 65.7 | 65.8 | 62.3 | 66.8 | | 57.0 | 49.5 | 54.6 | 53.4 | 47.7 |
| 53.1 | 57.6 | 58.5 | 60.7 | 60.9 | 57.4 | 62.4 | | 53.6 | 42.3 | 47.2 | 46.4 | 42.9 |
| 55.8 | 62.5 | 61.7 | 63.9 | 63.0 | 57.7 | 62.0 | | 50.0 | 43.7 | 45.2 | 45.3 | 41.7 |

**ÓMETRO**
arometer

## DICIEMBRE 1912

**Promedio diario** $\left(\frac{7a+2p+9p}{3}\right)$
Tägl. Mitt.

| | | | | | | | | | | | | |
|---|---|---|---|---|---|---|---|---|---|---|---|---|
| 751.9 | 758.3 | 757.9 | 760.1 | 758.3 | 754.3 | 759.8 | | 749.4 | 747.4 | 751.2 | 749.5 | 745.9 |
| 51.3 | 56.8 | 57.5 | 59.4 | 58.2 | 53.9 | 58.6 | | 47.8 | 45.1 | 50.8 | 52.3 | 47.9 |
| 51.0 | 57.1 | 57.1 | 58.6 | 57.7 | 52.7 | 57.5 | | 45.6 | 45.6 | 51.4 | 51.8 | 48.2 |
| 52.9 | 58.9 | 57.9 | 59.3 | 57.9 | 52.3 | 56.2 | | 43.8 | 43.2 | 46.3 | 46.9 | 43.8 |
| 56.0 | 62.0 | 62.4 | 65.0 | 64.0 | 59.1 | 63.3 | | 51.7 | 42.9 | 45.8 | 46.8 | 43.0 |
| 52.4 | 59.0 | 59.5 | 61.5 | 60.9 | 55.4 | 59.6 | | 46.3 | 37.0 | 42.5 | 42.9 | 38.5 |
| 50.5 | 58.1 | 58.3 | 59.8 | 58.1 | 52.1 | 56.8 | | 43.9 | 37.2 | 40.5 | 41.0 | 37.4 |
| 50.1 | 59.2 | 59.5 | 61.6 | 60.9 | 56.0 | 60.6 | | 48.3 | 43.2 | 46.9 | 47.2 | 43.6 |
| 52.4 | 62.0 | 60.7 | 62.2 | 60.8 | 55.0 | 58.2 | | 44.4 | 39.8 | 44.3 | 43.8 | 40.4 |
| 52.7 | 62.3 | 61.4 | 63.3 | 62.0 | 56.3 | 60.5 | | 46.7 | 36.6 | 41.4 | 41.5 | 38.3 |
| 53.2 | 62.5 | 62.5 | 63.9 | 63.5 | 57.2 | 61.6 | | 46.2 | 36.1 | 40.2 | 40.2 | 34.9 |
| 52.4 | 62.2 | 62.0 | 64.0 | 63.6 | 58.6 | 62.9 | | 50.1 | 47.5 | 49.2 | 51.5 | 48.1 |
| 51.8 | 61.8 | 60.8 | 63.1 | 62.1 | 56.4 | 60.7 | | 46.6 | 41.5 | 51.0 | 49.9 | 47.6 |
| 51.3 | 61.0 | 59.6 | 61.1 | 59.5 | 53.7 | 56.9 | | 42.1 | 41.4 | 46.6 | 46.2 | 43.4 |
| 51.3 | 61.0 | 59.9 | 61.0 | 60.1 | 53.7 | 58.8 | | 47.0 | 48.3 | 47.1 | 48.5 | 45.1 |
| 49.9 | 59.1 | 60.1 | 62.6 | 61.7 | 57.4 | 61.2 | | 50.4 | 51.8 | 54.4 | 55.6 | 51.8 |
| 46.8 | 55.5 | 57.1 | 60.3 | 59.3 | 55.3 | 60.8 | | 51.3 | 46.5 | 51.5 | 52.2 | 49.2 |
| 50.9 | 60.0 | 61.0 | 63.7 | 63.1 | 56.9 | 62.2 | | 51.6 | 45.1 | 44.7 | 46.0 | 42.2 |
| 51.9 | 61.7 | 62.3 | 65.9 | 65.1 | 60.9 | 65.9 | | 55.8 | 53.6 | 51.4 | 53.7 | 49.4 |
| 47.9 | 56.3 | 59.2 | 62.5 | 62.4 | 58.3 | 64.3 | | 52.1 | 44.9 | 49.3 | 48.0 | 44.8 |
| 45.3 | 54.4 | 56.1 | 58.9 | 57.6 | 53.1 | 58.9 | | 46.7 | 42.2 | 45.5 | 44.6 | 41.1 |
| 47.3 | 56.8 | 55.8 | 57.7 | 56.3 | 49.6 | 54.2 | | 39.9 | 39.1 | 41.8 | 42.3 | 39.0 |
| 49.8 | 58.9 | 58.5 | 60.3 | 58.6 | 52.2 | 58.6 | | 44.8 | 37.9 | 41.2 | 41.7 | 38.4 |
| 50.4 | 60.3 | 60.9 | 63.7 | 63.2 | 58.0 | 63.1 | | 51.6 | 38.9 | 41.7 | 41.4 | 39.4 |
| 50.9 | 60.9 | 61.2 | 64.0 | 62.7 | 58.1 | 63.6 | | 51.8 | 43.7 | 43.8 | 42.8 | 40.3 |
| 49.2 | 59.1 | 59.4 | 61.9 | 61.0 | 56.1 | 62.3 | | 50.3 | 47.1 | 46.4 | 48.2 | 45.3 |
| 46.7 | 56.7 | 56.6 | 58.8 | 57.8 | 52.5 | 58.8 | | 46.3 | 49.7 | 51.4 | 52.1 | 48.5 |
| 49.2 | 58.9 | 56.9 | 58.7 | 57.7 | 51.8 | 57.4 | | 45.1 | 54.7 | 56.6 | 58.3 | 54.6 |
| 51.7 | 61.2 | 59.1 | 60.8 | 59.5 | 54.1 | 59.1 | | 48.4 | 56.8 | 60.8 | 60.9 | 57.5 |
| 50.9 | 61.4 | 60.6 | 63.5 | 62.9 | 58.9 | 64.6 | | 54.3 | 59.0 | 61.8 | 62.8 | 59.1 |
| 50.4 | 59.9 | 59.4 | 62.1 | 61.0 | 56.8 | 62.5 | | 52.2 | 53.8 | 57.1 | 57.5 | 53.6 |
| 50.7 | 59.5 | 59.4 | 61.6 | 60.5 | 55.4 | 60.3 | | 48.2 | 45.1 | 48.2 | 48.7 | 45.2 |

...do a 0°C y a gravedad normal.

Barometer reduciert auf 0°C und Normal-schwere.

## HUMEDAD RELATIVA
Relative Feuchtigkeit

## ENERO 1912

**Promedio diario** (7a+2p+3)
Tägl. Mitt.

| Dia Tag | Arica | Iquique | Antofagasta | Caldera | Pascua | Copiapó | Coquimbo | Ovalle | Los Andes | Valparaiso | Santiago | San Fernando | Talca |
|---|---|---|---|---|---|---|---|---|---|---|---|---|---|
| 1 | 71 | 87 | 82 | 77 | 71 | 65 | 83 | | 42 | 57 | 52 | 65 | 50 |
| 2 | 70 | 85 | 80 | 81 | 72 | 63 | 79 | | 43 | 69 | 50 | 65 | 51 |
| 3 | 74 | 89 | 82 | 81 | 73 | 58 | 75 | | 48 | 63 | 59 | 64 | 58 |
| 4 | 74 | 89 | 83 | 81 | 76 | 60 | 81 | | 38 | 58 | 47 | 57 | 47 |
| 5 | 74 | 86 | 82 | 83 | 77 | 58 | 75 | | 36 | 44 | 50 | 48 | 42 |
| 6 | 77 | 86 | 81 | 78 | 68 | 60 | 79 | | 30 | 56 | 38 | 56 | 49 |
| 7 | 76 | 78 | 81 | 78 | 71 | 53 | 81 | | 39 | 77 | 47 | 55 | 49 |
| 8 | 74 | 90 | 80 | 82 | 77 | 62 | 77 | | 43 | 64 | 50 | 65 | 45 |
| 9 | 73 | 85 | 78 | 88 | 79 | 66 | 78 | | 36 | 76 | 43 | 53 | 42 |
| 10 | 76 | 85 | 79 | 84 | 76 | 66 | 79 | | 41 | 77 | 58 | 65 | 49 |
| 11 | 74 | 88 | 76 | 78 | 74 | 64 | 72 | | 53 | 75 | 73 | 82 | 70 |
| 12 | 71 | 87 | 76 | 80 | 77 | 65 | 79 | | 62 | 69 | 59 | 73 | 55 |
| 13 | 71 | 88 | 78 | 83 | 78 | 68 | 82 | | 38 | 82 | 52 | 56 | 49 |
| 14 | 74 | 89 | 80 | 81 | 73 | 69 | 82 | | 54 | 77 | 56 | 61 | 59 |
| 15 | 78 | 87 | 78 | 78 | 79 | 56 | 69 | | 68 | 78 | 73 | 87 | 64 |
| 16 | 72 | 85 | 78 | 72 | 79 | 60 | 80 | | 55 | 80 | 69 | 77 | 54 |
| 17 | 70 | 83 | 77 | 73 | 86 | 61 | 74 | | 59 | 71 | 67 | 63 | 50 |
| 18 | 71 | 84 | 77 | 73 | 80 | 64 | 78 | | 53 | 62 | 49 | 54 | 45 |
| 19 | 72 | 87 | 77 | 78 | 83 | 66 | 80 | | 43 | 59 | 48 | 65 | 64 |
| 20 | 70 | 88 | 79 | 79 | 66 | 68 | 83 | | 40 | 59 | 51 | 60 | 50 |
| 21 | 68 | 87 | 76 | 77 | 66 | 64 | 84 | | 33 | 49 | 44 | 58 | 43 |
| 22 | 72 | 95 | 77 | 75 | 70 | 64 | 81 | | 41 | 66 | 43 | 49 | 51 |
| 23 | 73 | 89 | 75 | 80 | 81 | 64 | 77 | | 39 | 79 | 49 | 55 | 48 |
| 24 | 77 | 88 | 72 | 77 | 86 | 64 | 89 | | 42 | 76 | 56 | 55 | 51 |
| 25 | 74 | 89 | 71 | 77 | 86 | 64 | 81 | | 42 | 69 | 49 | 68 | 54 |
| 26 | 73 | 85 | 74 | 82 | 80 | 67 | 83 | 64 | 39 | 68 | 43 | 58 | 44 |
| 27 | 71 | 87 | 73 | 91 | 74 | 70 | 73 | 60 | 38 | 76 | 48 | 55 | 51 |
| 28 | 72 | 88 | 73 | 83 | 68 | 74 | 82 | 69 | 47 | 78 | 64 | 63 | 42 |
| 29 | 74 | 83 | 73 | 82 | 73 | 63 | 78 | 51 | 54 | 81 | 71 | 71 | 54 |
| 30 | 72 | 89 | 74 | 70 | 72 | 60 | 73 | 59 | 47 | 68 | 66 | 74 | 55 |
| 31 | 79 | 78 | 73 | 71 | 73 | 60 | 83 | 62 | 50 | 75 | 61 | 61 | 56 |
| Pro. Mit. | 73 | 86 | 77 | 79 | 75 | 63 | 79 | | 45 | 69 | 55 | 63 | 51 |

## HUMEDAD RELATIVA
Relative Feuchtigkeit

## FEBRERO 1912

**Promedio diario** (7a+2p+3)
Tägl. Mitt.

| | | | | | | | | | | | | | |
|---|---|---|---|---|---|---|---|---|---|---|---|---|---|
| 1 | 70 | 89 | 68 | 79 | 75 | 61 | 83 | 54 | 45 | 61 | 59 | 57 | 51 |
| 2 | 79 | 86 | 68 | 84 | 77 | 66 | 82 | 63 | 41 | 60 | 52 | 58 | 55 |
| 3 | 68 | 90 | 67 | 83 | 77 | 68 | 85 | 60 | 37 | 51 | 50 | 51 | 38 |
| 4 | 72 | 85 | 66 | 82 | 71 | 71 | 80 | 61 | 34 | 75 | 43 | 55 | 44 |
| 5 | 68 | 80 | 66 | 73 | 69 | 64 | 82 | 68 | 53 | 77 | 56 | 61 | 58 |
| 6 | 68 | 84 | 65 | 82 | 69 | 60 | 81 | 60 | 45 | 71 | 52 | 60 | 51 |
| 7 | 75 | 89 | 67 | 75 | 82 | 63 | 80 | 44 | 40 | 56 | 46 | 66 | 68 |
| 8 | 74 | 89 | 68 | 74 | 85 | 66 | 81 | 65 | 45 | 60 | 60 | 82 | 69 |
| 9 | 76 | 88 | 66 | 81 | 80 | 63 | 83 | 68 | 42 | 66 | 53 | 56 | 61 |
| 10 | 75 | 86 | 65 | 76 | 73 | 64 | 83 | 62 | 42 | 69 | 51 | 56 | 57 |
| 11 | 79 | 86 | 66 | 72 | 71 | 64 | 76 | 67 | 43 | 79 | 51 | 61 | 48 |
| 12 | 78 | 84 | 65 | 80 | 71 | 68 | 76 | 63 | 60 | 74 | 74 | 76 | 71 |
| 13 | 74 | 79 | 66 | 87 | 75 | 71 | 77 | 63 | 56 | 64 | 65 | 71 | 56 |
| 14 | 74 | 75 | 63 | 84 | 75 | 68 | 81 | 68 | 48 | 62 | 56 | 63 | 49 |
| 15 | 80 | 74 | 63 | 80 | 69 | 67 | 80 | 69 | 44 | 79 | 49 | 67 | 50 |
| 16 | 75 | 71 | 65 | 84 | 71 | 63 | 77 | 68 | 47 | 80 | 50 | 61 | 47 |
| 17 | 71 | 77 | 63 | 81 | 79 | 66 | 83 | 73 | 49 | 77 | 58 | 53 | 49 |
| 18 | 75 | 78 | 64 | 73 | 71 | 63 | 78 | 71 | 47 | 66 | 50 | 62 | 51 |
| 19 | 77 | 78 | 64 | 80 | 78 | 69 | 82 | 62 | 43 | 50 | 49 | 68 | 41 |
| 20 | 76 | 80 | 64 | 81 | 76 | 70 | 82 | 57 | 30 | 65 | 41 | 55 | 41 |
| 21 | 72 | 76 | 63 | 75 | 76 | 62 | 84 | 69 | 41 | 73 | 48 | 64 | 56 |
| 22 | 75 | 82 | 62 | 73 | 75 | 60 | 87 | 62 | 55 | 76 | 68 | 75 | 51 |
| 23 | 74 | 87 | 65 | 81 | 83 | 65 | 75 | 63 | 55 | 79 | 62 | 66 | 50 |
| 24 | 74 | 91 | 66 | 81 | 80 | 63 | 75 | 68 | 59 | 79 | 72 | 72 | 51 |
| 25 | 70 | 85 | 65 | 74 | 66 | 64 | 76 | 69 | 53 | 81 | 74 | 77 | 53 |
| 26 | 73 | 78 | 66 | 71 | 63 | 61 | 82 | 73 | 71 | 72 | 66 | 61 | 53 |
| 27 | 75 | 80 | 66 | 82 | 68 | 63 | 79 | 72 | 64 | 74 | 67 | 71 | 60 |
| 28 | 74 | 71 | 67 | 87 | 65 | 67 | 81 | 68 | 50 | 62 | 66 | 74 | 48 |
| 29 | 76 | 72 | 67 | 83 | 70 | 64 | 82 | 73 | 40 | 69 | 50 | 67 | 43 |
| Pro. Mit. | 74 | 81 | 65 | 79 | 74 | 65 | 81 | 65 | 48 | 69 | 56 | 64 | 52 |

**EDAD RELATIVA**
elative Feuchtigkeit

**ENERO 1912**

**Promedio diario** $\left(\frac{7a+2p+9p}{3}\right)$
Tägl. Mitt.

| Punta Tumbes | Concepción | Contulmo | Mocha W | Valdivia | Puerto Varas | Puerto Montt | Punta Corona | Huafo | Evangelistas | Dungenes | Punta Arenas | San Isidro |
|---|---|---|---|---|---|---|---|---|---|---|---|---|
| 91 | 63 | 78 | 81 | 82 | 92 | 78 | 96 | 81 | 88 | 81 | 86 | |
| 91 | 66 | 79 | 75 | 74 | 83 | 71 | 96 | 87 | 86 | 90 | 88 | |
| 90 | 67 | 72 | 77 | 83 | 82 | 75 | 92 | 78 | 92 | 71 | 83 | |
| 86 | 69 | 71 | 76 | 78 | 85 | 83 | 94 | 73 | 79 | 90 | 73 | |
| 78 | 53 | 68 | 68 | 83 | 83 | 76 | 93 | 77 | 84 | 86 | 73 | |
| 88 | 52 | 67 | 80 | 62 | 77 | 69 | 97 | 86 | 82 | 91 | 69 | |
| 90 | 70 | 79 | 86 | 69 | 83 | 69 | 97 | 75 | 79 | 92 | 54 | |
| 85 | 57 | 55 | 81 | 63 | 82 | 73 | 93 | 85 | 90 | 97 | 60 | |
| 82 | 60 | 59 | 83 | 62 | 76 | 76 | 97 | 84 | 96 | 85 | 71 | |
| 90 | 70 | 58 | 91 | 62 | 77 | 82 | 96 | 00 | 84 | 85 | 65 | |
| 93 | 83 | 77 | 86 | 78 | 84 | 79 | 96 | 97 | 82 | 88 | 73 | |
| 92 | 69 | 80 | 85 | 87 | 73 | 73 | 96 | 85 | 85 | 88 | 62 | |
| 88 | 65 | 65 | 87 | 61 | 72 | 73 | 94 | 94 | 92 | 89 | 66 | |
| 92 | 81 | 80 | 80 | 55 | 81 | 80 | 91 | 99 | 91 | 92 | 79 | |
| 92 | 84 | 80 | 89 | 72 | 87 | 79 | 91 | 00 | 91 | 73 | 62 | |
| 94 | 78 | 78 | 91 | 86 | 95 | 87 | 88 | 79 | 95 | 81 | 56 | |
| 88 | 68 | 79 | 82 | 63 | 70 | 64 | 93 | 80 | 93 | 84 | 60 | |
| 90 | 72 | 78 | 84 | 75 | 77 | 57 | 92 | 95 | 91 | 82 | 84 | |
| 92 | 88 | 87 | 87 | 81 | 80 | 76 | 97 | 74 | 86 | 88 | 59 | |
| 84 | 60 | 78 | 77 | 74 | 72 | 81 | 81 | 83 | 85 | 87 | 62 | |
| 88 | 56 | 77 | 81 | 78 | 83 | 74 | 91 | 86 | 99 | 91 | 67 | |
| 88 | 61 | 83 | 84 | 78 | 84 | 75 | 97 | 84 | 94 | 88 | 52 | |
| 92 | 66 | 76 | 75 | 79 | 86 | 75 | 88 | 85 | 91 | 90 | 57 | |
| 92 | 71 | 78 | 80 | 83 | 91 | 87 | 94 | 81 | 88 | 93 | 63 | |
| 88 | 61 | 63 | 81 | 55 | 78 | 71 | 94 | 62 | 91 | 91 | 54 | |
| 76 | 60 | 70 | 83 | 52 | 76 | 68 | 97 | 72 | 00 | 90 | 62 | |
| 91 | 62 | 80 | 84 | 62 | 81 | 78 | 95 | 88 | 98 | 95 | 71 | |
| 94 | 66 | 81 | 84 | 81 | 85 | 88 | 95 | 88 | 86 | 85 | 58 | |
| 89 | 73 | 79 | 82 | 77 | 85 | 76 | 79 | 77 | 95 | 88 | 59 | |
| 89 | 74 | 81 | 82 | 64 | 74 | 66 | 95 | 75 | 97 | 85 | 71 | |
| 91 | 68 | 80 | 86 | 72 | 74 | 70 | 97 | 85 | 89 | 99 | 64 | |
| 89 | 68 | 75 | 83 | 72 | 81 | 75 | 93 | 84 | 90 | 87 | 67 | |

**EDAD RELATIVA**
elative Feuchtigkeit

**FEBRERO 1912**

**Promedio diario** $\left(\frac{7a+2p+9p}{3}\right)$
Tägl. Mitt.

| | | | | | | | | | | | | |
|---|---|---|---|---|---|---|---|---|---|---|---|---|
| 87 | 75 | 80 | 80 | 84 | 90 | 87 | 93 | 68 | 80 | 84 | 61 | 78 |
| 83 | 60 | 78 | 87 | 76 | 90 | 82 | 97 | 72 | 94 | 87 | 77 | 73 |
| 85 | 52 | 81 | 76 | 75 | 85 | 84 | 97 | 83 | 96 | 88 | 58 | 69 |
| 91 | 62 | 77 | 80 | 88 | 88 | 82 | 88 | 83 | 84 | 90 | 89 | 90 |
| 90 | 64 | 75 | 79 | 76 | 88 | 80 | 93 | 77 | 82 | 83 | 65 | 88 |
| 92 | 79 | 85 | 86 | 90 | 94 | 88 | 90 | 87 | 85 | 87 | 57 | 90 |
| 90 | 68 | 75 | 74 | 71 | 77 | 72 | 88 | 75 | 95 | 94 | 75 | 92 |
| 90 | 76 | 88 | 87 | 89 | 95 | 85 | 96 | 85 | 85 | 87 | 68 | 93 |
| 88 | 69 | 70 | 83 | 75 | 82 | 76 | 95 | 85 | 83 | 73 | 56 | 92 |
| 83 | 63 | 67 | 87 | 69 | 82 | 80 | 95 | 83 | 90 | 79 | 64 | 94 |
| 89 | 76 | 75 | 78 | 70 | 76 | 85 | 94 | 78 | 95 | 73 | 66 | 95 |
| 88 | 78 | 76 | 79 | 80 | 81 | 79 | 97 | 88 | 98 | 80 | 81 | 94 |
| 90 | 67 | 83 | 80 | 73 | 88 | 84 | 97 | 92 | 87 | 93 | 62 | 91 |
| 89 | 69 | 79 | 81 | 82 | 93 | 88 | 97 | 90 | 82 | 96 | 72 | 94 |
| 93 | 67 | 79 | 80 | 82 | 87 | 82 | 90 | 80 | 91 | 95 | 69 | 73 |
| 92 | 61 | 61 | 95 | 71 | 73 | 71 | 88 | 83 | 92 | 89 | 68 | 88 |
| 92 | 68 | 77 | 76 | 72 | 84 | 73 | 85 | 79 | 96 | 91 | 78 | 93 |
| 91 | 63 | 78 | 90 | 76 | 91 | 85 | 95 | 75 | 92 | 87 | 62 | 93 |
| 84 | 50 | 59 | 82 | 61 | 81 | 79 | 95 | 77 | 99 | 96 | 83 | 94 |
| 89 | 41 | 55 | 82 | 60 | 78 | 70 | 91 | 00 | 90 | 90 | 71 | 96 |
| 79 | 64 | 61 | 82 | 69 | 87 | 80 | 95 | 98 | 86 | 88 | 71 | 88 |
| 86 | 62 | 71 | 85 | 69 | 81 | 73 | 89 | 73 | 94 | 90 | 63 | 75 |
| 90 | 77 | 69 | 79 | 59 | 79 | 80 | 94 | 90 | 95 | 96 | 69 | 84 |
| 96 | 84 | 79 | 90 | 74 | 90 | 77 | 94 | 99 | 95 | 86 | 81 | 95 |
| 96 | 79 | 76 | 83 | 89 | 95 | 89 | 93 | 87 | 94 | 93 | 65 | 82 |
| 97 | 81 | 77 | 88 | 85 | 86 | 80 | 97 | 81 | 97 | 89 | 71 | 80 |
| 92 | 85 | 86 | 83 | 69 | 79 | 77 | 97 | 87 | 97 | 88 | 63 | 77 |
| 91 | 76 | 81 | 83 | 69 | 83 | 78 | 87 | 81 | 99 | 89 | 69 | 82 |
| 87 | 61 | 61 | 84 | 75 | 82 | 71 | 97 | 94 | 91 | 88 | 59 | 76 |
| 89 | 68 | 74 | 82 | 75 | 85 | 80 | 93 | 84 | 91 | 88 | 69 | 86 |

## HUMEDAD RELATIVA
Relative Feuchtigkeit

## MARZO 1912

Promedio diario (7a+2p / 3)
Tägl. Mitt.

| Dia / Tag | Arica | Iquique | Antofagasta | Caldera | Pascua | Copiapó | Coquimbo | Ovalle | Los Andes | Valparaíso | Santiago | San Fernando | Talca |
|---|---|---|---|---|---|---|---|---|---|---|---|---|---|
| 1 | 76 | 76 | 65 | 79 | 71 | 63 | 81 | 69 | 40 | 86 | 58 | 70 | 50 |
| 2 | 80 | 78 | 65 | 75 | 73 | 59 | 79 | 72 | 60 | 89 | 72 | 79 | 64 |
| 3 | 82 | 74 | 65 | 71 | 81 | | 81 | 58 | 53 | 70 | 65 | 77 | 68 |
| 4 | 80 | 77 | 66 | 76 | 89 | 61 | 78 | 56 | 56 | 77 | 67 | 72 | 61 |
| 5 | 75 | 83 | 63 | 84 | 90 | 65 | 82 | 68 | 55 | 88 | 68 | 69 | 60 |
| 6 | 72 | 78 | 64 | 82 | 87 | 69 | 89 | 65 | 58 | 88 | 76 | 77 | 67 |
| 7 | 78 | 83 | 60 | 83 | 64 | 70 | 86 | 67 | 61 | 76 | 77 | 90 | 77 |
| 8 | 81 | 80 | 60 | 79 | 80 | 65 | 87 | 55 | 56 | 80 | 70 | 76 | 63 |
| 9 | 83 | 84 | 63 | 80 | 73 | 62 | 75 | 53 | 59 | 85 | 76 | 90 | 69 |
| 10 | 82 | 80 | 59 | 75 | 76 | 61 | 77 | 76 | 65 | 79 | 75 | 85 | 75 |
| 11 | 80 | 89 | 62 | 76 | 75 | 61 | 80 | 64 | 74 | 75 | 70 | 84 | 68 |
| 12 | 81 | 90 | 60 | 82 | 75 | 61 | 79 | 67 | 56 | 71 | 63 | 80 | 73 |
| 13 | 86 | 82 | 60 | 77 | 88 | 69 | 82 | 64 | 55 | 73 | 67 | 77 | 91 |
| 14 | 92 | 83 | 63 | 81 | 62 | 69 | 84 | 69 | 56 | 84 | 70 | 86 | 79 |
| 15 | 79 | 77 | 63 | 82 | 65 | 68 | 82 | 66 | 48 | 88 | 62 | 73 | 69 |
| 16 | 81 | 82 | 63 | 79 | 65 | 68 | 85 | 64 | 44 | 84 | 65 | 68 | 60 |
| 17 | 80 | 78 | 61 | 78 | 71 | 71 | 86 | 81 | 48 | 77 | 75 | 81 | 60 |
| 18 | 81 | 78 | 60 | 78 | 72 | 73 | 87 | 83 | 58 | 78 | 74 | 77 | 61 |
| 19 | 78 | 76 | 57 | 82 | 68 | 71 | 87 | 84 | 65 | 76 | 79 | 85 | 70 |
| 20 | 77 | 77 | 61 | 81 | 78 | 68 | 87 | 84 | 71 | 82 | 88 | 95 | 83 |
| 21 | 82 | 77 | 59 | 83 | 93 | 71 | 82 | 77 | 65 | 70 | 78 | 89 | 73 |
| 22 | 77 | 77 | 60 | 84 | 89 | 72 | 85 | 90 | 60 | 81 | 70 | 78 | 63 |
| 23 | 83 | 75 | 57 | 89 | 89 | 74 | 82 | 75 | 64 | 68 | 77 | 74 | 65 |
| 24 | 83 | 80 | 60 | 85 | 80 | 72 | 87 | 74 | 53 | 69 | 68 | 70 | 76 |
| 25 | 80 | 81 | 60 | 88 | 81 | 69 | 86 | 68 | 63 | 69 | 71 | 82 | 84 |
| 26 | 80 | 79 | 61 | 85 | 86 | 63 | 84 | 62 | 49 | 57 | 65 | 78 | 72 |
| 27 | 85 | 77 | 61 | 80 | 79 | 74 | 87 | 69 | 47 | 66 | 60 | 71 | 81 |
| 28 | 78 | 80 | 61 | 85 | 73 | 72 | 82 | 76 | 42 | 62 | 62 | 77 | 78 |
| 29 | 82 | 79 | 60 | 86 | 76 | 71 | 76 | 77 | 47 | 58 | 70 | 74 | 59 |
| 30 | 87 | 81 | 60 | 91 | 90 | | 83 | 73 | 43 | 65 | 61 | 71 | 68 |
| 31 | 83 | 84 | 59 | 84 | 89 | 75 | 77 | 79 | 44 | 60 | 59 | 57 | 65 |
| Pro. Mit. | 81 | 80 | 61 | 81 | 78 | 68 | 83 | 70 | 56 | 75 | 70 | 78 | 70 |

## HUMEDAD RELATIVA
Relative Feuchtigkeit

## ABRIL 1912

Promedio diario (7a+2p / 3)
Tägl. Mitt.

| | | | | | | | | | | | | | |
|---|---|---|---|---|---|---|---|---|---|---|---|---|---|
| 1 | 81 | 80 | 63 | 81 | 78 | 76 | 83 | 49 | 37 | 88 | 58 | 78 | 69 |
| 2 | 72 | 77 | 68 | 75 | 83 | 64 | 77 | 79 | 75 | 88 | 78 | 92 | 80 |
| 2 | 72 | 71 | 65 | 81 | 89 | 62 | 80 | 59 | 53 | 78 | 71 | 79 | 70 |
| 4 | 70 | 81 | 65 | 88 | 87 | 73 | 87 | 70 | 49 | 74 | 67 | 82 | 78 |
| 5 | 72 | 73 | 58 | 90 | 88 | 74 | 88 | 64 | 45 | 90 | 64 | 74 | 70 |
| 6 | 65 | 79 | 61 | 87 | 90 | 71 | 85 | 79 | 49 | 81 | 78 | 81 | 69 |
| 7 | 70 | 79 | 56 | 90 | 86 | 72 | 82 | 76 | 91 | 67 | 86 | 90 | 82 |
| 8 | 65 | 75 | 62 | 88 | 86 | 71 | 80 | 69 | 59 | 67 | 63 | 86 | 72 |
| 9 | 70 | 81 | 58 | 87 | 87 | 73 | 79 | 68 | 57 | 74 | 62 | 72 | 58 |
| 10 | 73 | 84 | 60 | 71 | 64 | 69 | 75 | 72 | 71 | 81 | 75 | 84 | 69 |
| 11 | 74 | 82 | 63 | 87 | 61 | 70 | 83 | 71 | 56 | 75 | 74 | 85 | 73 |
| 12 | 68 | 76 | 55 | 84 | 63 | 73 | 83 | 70 | 52 | 78 | 74 | 82 | 84 |
| 13 | 72 | 79 | 59 | 82 | 68 | 71 | 86 | 68 | 46 | 87 | 68 | 79 | 78 |
| 14 | 75 | 86 | 58 | 89 | 70 | 76 | 89 | 71 | 44 | 91 | 70 | 80 | 76 |
| 15 | 70 | 79 | 57 | 81 | 76 | 71 | 82 | 69 | 77 | 89 | 88 | 91 | 80 |
| 16 | 68 | 78 | 54 | 87 | 85 | 71 | 90 | 72 | 75 | 91 | 90 | 90 | 73 |
| 17 | 70 | 75 | 57 | 85 | 92 | 71 | 86 | 65 | 66 | 87 | 73 | 94 | 73 |
| 18 | 70 | 82 | 58 | 84 | 95 | 63 | 88 | 68 | 65 | 86 | 74 | 84 | 79 |
| 19 | 73 | 79 | 63 | 86 | 81 | 75 | 89 | 74 | 68 | 91 | 73 | 86 | 74 |
| 20 | 73 | 76 | 62 | 83 | 67 | 74 | 91 | 71 | 70 | 90 | 80 | 91 | 90 |
| 21 | 72 | 81 | 57 | 91 | 61 | 76 | 95 | 68 | 63 | 83 | 69 | 88 | 72 |
| 22 | 66 | 80 | 57 | 85 | 61 | 69 | 87 | 82 | 64 | 92 | 77 | 83 | 74 |
| 23 | 73 | 83 | 60 | 80 | 69 | 70 | 80 | 73 | 78 | 85 | 81 | 91 | 80 |
| 24 | 70 | 82 | 57 | 81 | 78 | 73 | 85 | 71 | 77 | 81 | 87 | 90 | 75 |
| 25 | 70 | 74 | 55 | 81 | 77 | 70 | 82 | 73 | 80 | 86 | 79 | 90 | 89 |
| 26 | 70 | 82 | 58 | 84 | 76 | 69 | 77 | 73 | 82 | 95 | 94 | 00 | 77 |
| 27 | 78 | 76 | 53 | 89 | 81 | 71 | 88 | 80 | 85 | 91 | 89 | 00 | 80 |
| 28 | 62 | 72 | 55 | 85 | 77 | 77 | 86 | 67 | 90 | 88 | 85 | 93 | 87 |
| 29 | 74 | 77 | 62 | 85 | 87 | 69 | 75 | 77 | 70 | 54 | 78 | 89 | 78 |
| 30 | 63 | 78 | 60 | 89 | 92 | 69 | 78 | 78 | 57 | 65 | 72 | 98 | 77 |
| Pro. Mit. | 70 | 78 | 60 | 85 | 78 | 71 | 84 | 71 | 65 | 83 | 76 | 86 | 76 |

**IEDAD RELATIVA**
ative Feuchtigkeit

**MARZO 1912**

**Promedio diario** (7a+2p+9p / 3)
Tägl. Mitt.

| Punta Tumbes | Concepción | Contulmo | Mocha W | Valdivia | Puerto Varas | Puerto Montt | Punta Corona | Huafo | Evangelistas | Dungenes | Punta Arenas | San Isidro |
|---|---|---|---|---|---|---|---|---|---|---|---|---|
| 86 | 49 | 59 | 84 | 57 | 76 | 75 | 93 | 00 | 99 | 90 | 75 | 78 |
| 88 | 79 | 59 | 85 | 53 | 86 | 83 | 86 | 96 | 95 | 86 | 62 | 85 |
| 88 | 80 | 78 | 86 | 74 | 85 | 85 | 91 | 98 | 88 | 75 | 56 | 70 |
| 97 | 84 | 83 | 83 | 73 | 85 | 88 | 88 | 96 | 90 | 84 | 65 | 68 |
| 97 | 88 | 78 | 92 | 70 | 80 | 86 | 82 | 95 | 93 | 94 | 66 | 72 |
| 96 | 86 | 84 | 88 | 82 | 86 | 84 | 96 | 97 | 87 | 87 | 61 | 71 |
| 93 | 80 | 76 | 92 | 73 | 83 | 73 | 68 | 65 | 82 | 93 | 64 | 72 |
| 94 | 75 | 63 | 68 | 59 | 74 | 77 | 70 | 67 | 93 | 83 | 68 | 73 |
| 96 | 85 | 56 | 86 | 45 | 78 | 86 | 75 | 88 | 00 | 78 | 63 | 72 |
| 94 | 83 | 81 | 85 | 54 | 79 | 78 | 96 | 85 | 92 | 78 | 63 | 76 |
| 94 | 78 | 83 | 78 | 71 | 77 | 86 | 80 | 80 | 97 | 91 | 66 | 65 |
| 90 | 84 | 88 | 82 | 78 | 84 | 80 | 78 | 93 | 99 | 89 | 62 | 74 |
| 99 | 84 | 82 | 86 | 81 | 74 | 76 | 85 | 91 | 94 | 79 | 64 | 88 |
| 93 | 83 | 82 | 90 | 64 | 86 | 75 | 87 | 81 | 99 | 91 | 66 | 71 |
| 79 | 60 | 75 | 87 | 67 | 86 | 80 | 83 | 85 | 00 | 90 | 73 | 84 |
| 91 | 68 | 64 | 81 | 64 | 83 | 85 | 91 | 84 | 98 | 87 | 81 | 94 |
| 95 | 83 | 80 | 87 | 78 | 86 | 81 | 88 | 00 | 95 | 82 | 69 | 87 |
| 93 | 82 | 77 | 87 | 69 | 95 | 90 | 89 | 96 | 98 | 85 | 64 | 74 |
| 96 | 91 | 77 | 85 | 74 | 84 | 89 | 89 | 85 | 96 | 88 | 83 | 95 |
| 88 | 77 | 82 | 85 | 85 | 84 | 85 | 95 | 88 | 94 | 90 | 75 | 90 |
| 87 | 75 | 74 | 85 | 78 | 91 | 85 | 95 | 85 | 90 | 82 | 56 | 85 |
| 85 | 78 | 77 | 74 | 65 | 82 | 77 | 88 | 95 | 92 | 75 | 60 | 90 |
| 92 | 80 | 80 | 81 | 88 | 91 | 87 | 84 | 83 | 90 | 92 | 66 | 83 |
| 75 | 70 | 69 | 75 | 82 | 87 | 81 | 92 | 82 | 95 | 86 | 80 | 89 |
| 88 | 82 | 80 | 77 | 79 | 91 | 80 | 72 | 74 | 78 | 80 | 63 | 87 |
| 80 | 75 | 81 | 68 | 79 | 85 | 70 | 82 | 86 | 90 | 76 | 72 | 89 |
| 84 | 82 | 89 | 81 | 78 | 85 | 81 | 82 | 71 | 74 | 85 | 81 | 93 |
| 89 | 76 | 80 | 77 | 73 | 86 | 85 | 74 | 79 | 80 | 91 | 58 | 88 |
| 78 | 66 | 75 | 73 | 82 | 84 | 88 | 79 | 69 | 94 | 88 | 66 | 73 |
| 80 | 69 | 74 | 71 | 75 | 73 | 77 | 83 | 90 | 00 | 82 | 62 | 74 |
| 81 | 78 | 92 | 88 | 94 | 92 | 87 | 95 | 75 | 79 | 79 | 70 | 88 |
| 89 | 78 | 76 | 82 | 73 | 84 | 81 | 85 | 85 | 92 | 85 | 67 | 81 |

**MEDAD RELATIVA**
Relative Feuchtigkeit

**ABRIL 1912**

**Promedio diario** (7a+2p+9p / 3)
Tägl. Mitt.

| | | | | | | | | | | | | |
|---|---|---|---|---|---|---|---|---|---|---|---|---|
| 92 | 84 | 83 | 75 | 67 | 79 | 72 | 78 | 71 | 91 | 91 | 70 | 84 |
| 82 | 85 | 85 | 78 | 80 | 87 | 74 | 79 | 82 | 97 | 69 | 74 | 77 |
| 88 | 78 | 70 | 89 | 73 | 83 | 75 | 78 | 80 | 98 | 86 | 71 | 85 |
| 87 | 77 | 69 | 95 | 64 | 82 | 75 | 82 | 79 | 95 | 90 | 77 | 82 |
| 84 | 79 | 70 | 73 | 63 | 85 | 71 | 83 | 81 | 99 | 91 | 70 | 66 |
| 95 | 88 | 83 | 79 | 73 | 89 | 76 | 81 | 94 | 85 | 79 | 67 | 67 |
| 90 | 69 | 74 | 83 | 74 | 86 | 70 | 83 | 68 | 84 | 91 | 68 | 67 |
| 71 | 23 | 47 | 65 | 66 | 85 | 70 | 79 | 64 | 95 | 85 | 67 | 66 |
| 85 | 54 | 40 | 84 | 61 | 89 | 73 | 80 | 81 | 98 | 88 | 73 | 86 |
| 93 | 84 | 61 | 89 | 73 | 88 | 84 | 83 | 83 | 98 | 92 | 66 | 79 |
| 92 | 89 | 86 | 81 | 82 | 82 | 77 | 89 | 73 | 89 | 75 | 58 | 87 |
| 92 | 83 | 86 | 83 | 83 | 93 | 90 | 91 | 93 | 73 | 76 | 64 | 90 |
| 96 | 81 | 85 | 87 | 88 | 96 | 90 | 91 | 96 | 93 | 62 | 67 | 88 |
| 94 | 82 | 85 | 92 | 85 | 94 | 90 | 89 | 60 | 88 | 87 | 73 | 86 |
| 95 | 84 | 89 | 79 | 78 | 78 | 78 | 82 | 37 | 95 | 90 | 80 | 86 |
| 99 | 89 | 93 | 95 | 84 | 90 | 81 | 87 | 83 | 89 | 90 | 62 | 92 |
| 97 | 95 | 89 | 79 | 77 | 83 | 82 | 89 | 87 | 91 | 77 | 79 | 79 |
| 90 | 91 | 85 | 86 | 87 | 92 | 81 | 95 | 91 | 97 | 94 | 80 | 83 |
| 97 | 96 | 83 | 87 | 89 | 92 | 85 | 92 | 96 | 76 | 95 | 84 | 82 |
| 99 | 95 | 87 | 98 | 89 | 90 | 85 | 96 | 96 | 99 | 87 | 91 | 92 |
| 97 | 89 | 83 | 91 | 88 | 93 | 78 | 97 | 99 | 92 | 87 | 79 | 84 |
| 90 | 93 | 83 | 94 | 82 | 83 | 85 | 90 | 94 | 88 | 91 | 84 | 91 |
| 98 | 90 | 84 | 91 | 97 | 88 | 77 | 92 | 95 | 93 | 89 | 99 | 96 |
| 98 | 91 | 83 | 84 | 86 | 86 | 81 | 89 | 87 | 84 | 82 | 74 | 79 |
| 99 | 96 | 88 | 96 | 95 | 89 | 88 | 93 | 96 | 77 | 86 | 88 | 88 |
| 97 | 93 | 84 | 89 | 84 | 89 | 88 | 89 | 95 | 00 | 93 | 99 | 97 |
| 96 | 84 | 73 | 86 | 78 | 90 | 85 | 98 | 93 | 96 | 87 | 89 | 92 |
| 86 | 82 | 89 | 82 | 84 | 89 | 80 | 89 | 83 | 86 | 93 | 94 | 86 |
| 86 | 85 | 82 | 81 | 83 | 90 | 81 | 87 | 83 | 88 | 84 | 73 | 83 |
| 84 | 82 | 89 | 84 | 96 | 96 | 85 | 81 | 69 | 83 | 94 | 71 | 94 |
| 92 | 83 | 79 | 85 | 80 | 88 | 80 | 87 | 83 | 91 | 86 | 76 | 84 |

## HUMEDAD RELATIVA
Relative Feuchtigkeit

## MAYO 1912

**Promedio diario** (7a+2p+3) / 3
Tägl. Mitt.

| Dia / Tag | Arica | Iquique | Antofagasta | Caldera | Pascua | Copiapó | Coquimbo | Ovalle | Los Andes | Valparaíso | Santiago | San Fernando | Talca |
|---|---|---|---|---|---|---|---|---|---|---|---|---|---|
| 1 | 66 | 73 | 65 | 93 | 89 | 69 | 85 | 72 | 48 | 64 | 72 | 93 | 83 |
| 2 | 66 | 71 | 69 | 87 | 89 | 68 | 88 | 79 | 41 | 68 | 67 | 99 | 77 |
| 3 | 66 | 76 | 68 | 85 | 87 | 71 | 86 | 77 | 59 | 83 | 75 | 96 | 88 |
| 4 | 68 | 80 | 66 | 85 | 81 | 78 | 89 | 75 | 69 | 93 | 92 | 00 | 93 |
| 5 | 72 | 73 | 69 | 87 | 74 | 67 | 88 | 80 | 60 | 86 | 81 | 98 | 85 |
| 6 | 63 | 78 | 70 | 85 | | 63 | 93 | 68 | 47 | 95 | 82 | 97 | 81 |
| 7 | 66 | 70 | 73 | 86 | | 74 | 89 | 72 | 63 | 89 | 80 | 00 | 88 |
| 8 | 65 | 80 | 71 | 86 | | 71 | 90 | 85 | 77 | 82 | 89 | 00 | 92 |
| 9 | 68 | 79 | 68 | 90 | | 70 | 88 | 72 | 79 | 74 | 89 | 98 | 85 |
| 10 | 69 | 76 | 69 | 87 | | 80 | 88 | 89 | 66 | 76 | 84 | 00 | 79 |
| 11 | 61 | 82 | 66 | 84 | | 70 | 83 | 82 | 77 | 70 | 88 | 99 | 80 |
| 12 | 65 | 70 | 64 | 85 | | 73 | 87 | 88 | 52 | 78 | 76 | 00 | 81 |
| 13 | 72 | 82 | 62 | 88 | 73 | 70 | 80 | 78 | 62 | 87 | 81 | 99 | 92 |
| 14 | 71 | 82 | 80 | 87 | 89 | 65 | 83 | 88 | 72 | 72 | 80 | 99 | 77 |
| 15 | 74 | 82 | 76 | 90 | 77 | 78 | 83 | 84 | 78 | 79 | 77 | 98 | 87 |
| 16 | 71 | 76 | 72 | 86 | 77 | 71 | 85 | 84 | 80 | 91 | 87 | 00 | 86 |
| 17 | 64 | 83 | 71 | 89 | 87 | 82 | 73 | 85 | 91 | 77 | 93 | 92 | 92 |
| 18 | 69 | 80 | 75 | 82 | 81 | 78 | 77 | 91 | 67 | 74 | 78 | 85 | 85 |
| 19 | 69 | 80 | 81 | 82 | 85 | 65 | 75 | 83 | 58 | 77 | 79 | 77 | 84 |
| 20 | 67 | 74 | 74 | 82 | 85 | 74 | 83 | 76 | 88 | 95 | 93 | 98 | 88 |
| 21 | 65 | 78 | 76 | 85 | 85 | 70 | 81 | 78 | 71 | 83 | 87 | 91 | 82 |
| 22 | 72 | 85 | 73 | 87 | 93 | 71 | 84 | 78 | 78 | 89 | 87 | 98 | 86 |
| 23 | 67 | 87 | 79 | 84 | 94 | 70 | 83 | 76 | 91 | 68 | 92 | 86 | 80 |
| 24 | 69 | 75 | 76 | 85 | 89 | 73 | 80 | 78 | 73 | 59 | 83 | 78 | 77 |
| 25 | 64 | 76 | 71 | 89 | 90 | 53 | 78 | 71 | 71 | 47 | 75 | 79 | 76 |
| 26 | 72 | 79 | 73 | 87 | 75 | 73 | 84 | 82 | 50 | 61 | 68 | 77 | 74 |
| 27 | 67 | 83 | 70 | 85 | 64 | 75 | 81 | 80 | 58 | 83 | 75 | 83 | 86 |
| 28 | 70 | 79 | 72 | 89 | 65 | 76 | 85 | 80 | 51 | 94 | 75 | 85 | 95 |
| 29 | 69 | 77 | 78 | 88 | 69 | 75 | 86 | 78 | 49 | 90 | 82 | 96 | 85 |
| 30 | 70 | 75 | 77 | 89 | 77 | 76 | 75 | 79 | 80 | 73 | 81 | 85 | 76 |
| 31 | 69 | 80 | 70 | 86 | 91 | 72 | 87 | 75 | 81 | 87 | 90 | 93 | 95 |
| Pro. Mit. | 68 | 78 | 72 | 87 | 82 | 72 | 84 | 79 | 67 | 79 | 82 | 93 | 84 |

## HUMEDAD RELATIVA
Relative Feuchtigkeit

## JUNIO 1912

**Promedio diario** (7a+2p+3) / 3
Tägl. Mitt.

| | | | | | | | | | | | | | |
|---|---|---|---|---|---|---|---|---|---|---|---|---|---|
| 1 | 66 | 74 | 76 | 87 | 88 | 71 | 83 | 78 | 57 | 78 | 77 | 88 | 85 |
| 2 | 70 | 80 | 77 | 92 | 66 | 80 | 87 | 84 | 57 | 91 | 79 | 86 | 86 |
| 2 | 67 | 76 | 75 | 89 | 76 | 74 | 80 | 78 | 87 | 77 | 90 | 88 | 77 |
| 4 | 68 | 75 | 75 | 86 | 97 | 80 | 82 | 77 | 90 | 77 | 93 | 00 | 89 |
| 5 | 68 | 73 | 75 | 88 | 86 | 67 | 82 | 83 | 73 | 79 | 84 | 89 | 88 |
| 6 | 70 | 76 | 79 | 85 | 74 | 68 | 89 | 83 | 71 | 78 | 90 | 92 | 91 |
| 7 | 69 | 71 | 76 | 85 | 77 | 77 | 94 | 73 | 77 | 91 | 84 | 81 | 81 |
| 8 | 69 | 76 | 73 | 93 | 74 | 76 | 92 | 82 | 99 | 92 | 97 | 00 | 88 |
| 9 | 68 | 77 | 72 | 93 | 65 | 71 | 84 | 80 | 95 | 99 | 88 | 00 | 75 |
| 10 | 62 | 78 | 66 | 93 | 70 | 70 | 86 | 78 | 66 | 78 | 86 | 86 | 82 |
| 11 | 68 | 84 | 69 | 91 | 69 | 66 | 88 | 74 | 54 | 80 | 81 | 82 | 82 |
| 12 | 69 | 86 | 72 | 93 | 81 | 69 | 89 | 82 | 59 | 66 | 76 | 88 | 82 |
| 13 | 68 | 80 | 65 | 92 | 81 | 63 | 83 | 77 | 76 | 79 | 84 | 90 | 95 |
| 14 | 69 | 78 | 71 | 93 | 77 | 53 | 86 | 78 | 68 | 66 | 91 | 86 | 89 |
| 15 | 70 | 77 | 68 | 90 | 81 | 64 | 85 | 80 | 78 | 76 | 90 | 81 | 78 |
| 16 | 66 | 71 | 66 | 92 | 85 | 53 | 88 | 81 | 65 | 60 | 90 | 85 | 92 |
| 17 | 61 | 74 | 65 | 86 | 83 | 73 | 86 | 76 | 55 | 65 | 75 | 96 | 94 |
| 18 | 68 | 74 | 69 | 85 | 89 | 82 | 86 | 76 | 48 | 89 | 79 | 82 | 96 |
| 19 | 68 | 73 | 68 | 87 | 91 | 71 | 78 | 87 | 56 | 88 | 83 | 94 | 86 |
| 20 | 70 | 76 | 67 | 82 | 66 | 76 | 78 | 77 | 72 | 90 | 86 | 98 | 88 |
| 21 | 62 | 75 | 69 | 85 | 61 | 57 | 84 | 77 | 67 | 81 | 91 | 92 | 84 |
| 22 | 69 | 71 | 67 | 91 | 69 | 75 | 87 | 82 | 62 | 79 | 92 | 97 | 85 |
| 23 | 66 | 73 | 67 | 85 | 74 | 68 | 79 | 78 | 70 | 92 | 84 | 96 | 88 |
| 24 | 66 | 76 | 62 | 81 | 82 | 61 | 86 | 80 | 78 | 78 | 88 | 00 | 69 |
| 25 | 66 | 80 | 66 | 85 | 89 | 72 | 79 | 84 | 77 | 80 | 86 | 98 | 81 |
| 26 | 68 | 76 | 67 | 90 | 89 | 61 | 85 | 75 | 67 | 75 | 87 | 98 | 83 |
| 27 | 74 | 71 | 63 | 91 | 86 | 76 | 84 | 77 | 82 | 59 | 83 | 97 | 76 |
| 28 | 65 | 71 | 67 | 89 | 86 | 77 | 70 | 76 | 75 | 60 | 81 | 97 | 78 |
| 29 | 63 | 70 | 67 | 83 | 86 | 75 | 78 | 76 | 69 | 56 | 83 | 00 | 79 |
| 30 | 66 | 69 | 72 | 86 | 92 | 62 | 68 | 76 | 71 | 66 | 88 | 96 | 75 |
| Pro. Mit. | 67 | 75 | 70 | 88 | 80 | 70 | 83 | 79 | 71 | 78 | 86 | 92 | 84 |

**IEDAD RELATIVA**
ative Feuchtigkeit

**MAYO 1912**

**Promedio diario** $\left(\frac{7a+2p+9p}{3}\right)$
Tägl. Mitt.

| Punta Tumbes | Concepción | Contulmo | Mocha W | Valdivia | Los Riscos | Puerto Montt | Punta Corona | Huafo | Evangelistas | Dungenes | Punta Arenas | San Isidro |
|---|---|---|---|---|---|---|---|---|---|---|---|---|
| 95 | 77 | 87 | 88 | 82 | 88 | 83 | 85 | 73 | 87 | 96 | 69 | 71 |
| 97 | 87 | 92 | 92 | 95 | 94 | 91 | 94 | 97 | 79 | 89 | 83 | 84 |
| 98 | 96 | 89 | 87 | 83 | 90 | 89 | 86 | 83 | 78 | 80 | 79 | 75 |
| 98 | 85 | 93 | 91 | 88 | 94 | 90 | 89 | 92 | 80 | 85 | 81 | 86 |
| 93 | 85 | 83 | 82 | 81 | 82 | 72 | 87 | 95 | 81 | 91 | 72 | 89 |
| 94 | 89 | 85 | 90 | 92 | 94 | 88 | 91 | 93 | 78 | 84 | 75 | 71 |
| 94 | 83 | 83 | 85 | 82 | 87 | 85 | 84 | 62 | 80 | 89 | 81 | 57 |
| 92 | 82 | 93 | 77 | 84 | 89 | 84 | 83 | 87 | 82 | 94 | 77 | 74 |
| 92 | 81 | 84 | 81 | 88 | 92 | 87 | 87 | 80 | 88 | 86 | 78 | 79 |
| 77 | 75 | 83 | 82 | 87 | 93 | 90 | 86 | 83 | 80 | 74 | 72 | 69 |
| 87 | 85 | 94 | 95 | 82 | 93 | 83 | 85 | 82 | 90 | 83 | 65 | 72 |
| 82 | 72 | 77 | 75 | 85 | 90 | 78 | 94 | 92 | 97 | 90 | 76 | 60 |
| 79 | 80 | 77 | 91 | 88 | 95 |  | 93 | 95 | 97 | 83 | 72 | 88 |
| 93 | 88 | 82 | 81 | 88 | 97 | 88 | 95 | 99 | 92 | 81 | 74 | 83 |
| 98 | 89 | 87 | 80 | 82 | 90 | 85 | 82 | 82 | 92 | 87 | 91 | 95 |
| 90 | 86 | 95 | 75 | 90 | 94 | 89 | 80 | 78 | 86 | 81 | 82 | 89 |
| 80 | 82 | 80 | 90 | 82 | 92 | 84 | 79 | 74 | 99 | 80 | 83 | 50 |
| 76 | 80 | 82 | 77 | 95 | 92 | 85 | 86 | 84 | 89 | 87 | 88 | 90 |
| 96 | 87 | 80 | 86 | 89 | 92 | 93 | 88 | 80 | 96 | 82 | 85 | 85 |
| 94 | 90 | 84 | 82 | 85 | 94 | 85 | 94 | 86 | 87 | 88 | 84 | 81 |
| 91 | 81 | 83 | 85 | 94 | 92 | 88 | 94 | 86 | 91 | 84 | 67 | 86 |
| 94 | 86 | 80 | 73 | 82 | 91 | 84 | 78 | 63 | 90 | 79 | 67 | 71 |
| 79 | 78 | 88 | 79 | 92 | 90 | 82 | 78 | 62 | 91 | 93 | 85 | 90 |
| 76 | 79 | 81 | 81 | 86 |  | 86 | 85 | 75 | 90 | 87 | 70 | 75 |
| 79 | 79 | 73 | 87 | 82 |  | 83 | 90 | 97 | 93 | 86 | 90 | 89 |
| 91 | 80 | 82 | 92 | 96 |  | 89 | 96 | 95 | 71 | 96 | 70 | 65 |
| 93 | 85 | 72 | 86 | 85 |  | 92 | 89 | 86 | 78 | 95 | 76 | 66 |
| 91 | 77 | 53 | 70 | 86 |  | 83 | 79 | 63 | 93 | 96 | 80 | 72 |
| 95 | 81 | 74 | 84 | 83 |  | 82 | 87 | 57 | 84 | 83 | 93 | 81 |
| 99 | 88 | 86 | 88 | 94 |  | 86 | 94 | 89 | 93 | 89 | 89 | 85 |
| 94 | 86 | 92 | 96 | 96 |  | 84 | 91 | 93 | 99 | 91 | 91 | 90 |
| 90 | 83 | 83 | 84 | 87 | 91 | 86 | 87 | 83 | 87 | 87 | 79 | 78 |

**MEDAD RELATIVA**
Relative Feuchtigkeit

**JUNIO 1912**

**Promedio diario** $\left(\frac{7a+2p+9p}{3}\right)$
Tägl. Mitt.

| | | | | | | | | | | | | |
|---|---|---|---|---|---|---|---|---|---|---|---|---|
| 91 | 87 | 82 | 82 | 94 |  | 89 | 93 | 90 | 97 | 87 | 88 | 83 |
| 89 | 83 | 72 | 88 | 93 |  | 94 | 94 | 95 | 98 | 85 | 90 | 89 |
| 98 | 91 | 92 | 82 | 92 |  | 79 | 90 | 94 | 90 | 94 | 94 | 92 |
| 99 | 92 | 92 | 95 | 85 |  | 82 | 90 | 84 | 98 | 89 | 90 | 93 |
| 97 | 90 | 91 | 88 | 86 |  | 81 | 89 | 86 | 98 | 96 | 86 | 85 |
| 93 | 89 | 81 | 98 | 95 |  | 79 | 90 | 98 | 90 | 86 | 90 | 78 |
| 96 | 84 | 66 | 91 | 92 |  | 81 | 92 | 95 | 94 | 93 | 93 | 85 |
| 99 | 92 | 83 | 89 | 83 |  | 83 | 83 | 82 | 93 | 91 | 90 | 96 |
| 75 | 87 | 79 | 83 | 74 |  | 83 | 86 | 78 | 96 | 97 | 91 | 87 |
| 95 | 90 | 76 | 87 | 81 |  | 91 | 86 | 85 | 88 | 85 | 83 | 91 |
| 95 | 86 | 87 | 91 | 78 |  | 78 | 90 | 79 | 87 | 93 | 88 | 89 |
| 99 | 94 | 89 | 81 | 76 |  | 79 | 76 | 75 | 86 | 95 | 89 | 89 |
| 92 | 87 | 84 | 65 | 86 |  | 83 | 95 | 80 | 84 | 96 | 89 | 85 |
| 88 | 86 | 85 | 79 | 89 |  | 82 | 90 | 71 | 85 | 95 | 81 | 81 |
| 91 | 83 | 75 | 80 | 89 |  | 84 | 93 | 93 | 82 | 00 | 80 | 78 |
| 00 | 98 | 94 | 87 | 85 |  | 85 | 90 | 92 | 79 | 95 | 81 | 82 |
| 84 | 87 | 81 | 83 | 88 |  | 82 | 88 | 98 | 84 | 94 | 82 | 80 |
| 90 | 88 | 84 | 86 | 93 |  | 93 | 96 | 89 | 86 | 88 | 92 | 92 |
| 88 | 88 | 80 | 81 | 94 |  | 85 | 82 | 88 | 88 | 86 | 77 | 86 |
| 80 | 83 | 78 | 86 | 97 |  | 87 | 90 | 90 | 93 | 83 | 88 | 93 |
| 89 | 82 | 86 | 69 | 93 |  | 84 | 92 | 90 | 89 | 92 | 85 | 87 |
| 97 | 92 | 94 | 93 | 95 |  | 87 | 89 | 82 | 91 | 84 | 68 | 63 |
| 97 | 89 | 70 | 77 | 85 |  | 89 | 97 | 81 | 84 | 94 | 85 | 77 |
| 84 | 76 | 66 | 71 | 82 |  | 90 | 85 | 84 | 76 | 91 | 78 | 73 |
| 92 | 89 | 89 | 83 | 89 |  | 85 | 81 | 82 | 75 | 94 | 76 | 72 |
| 79 | 92 | 91 | 66 | 80 |  | 81 | 95 | 79 | 80 | 93 | 69 | 79 |
| 84 | 84 | 86 | 60 | 86 |  | 87 | 83 | 77 | 78 | 95 | 66 | 86 |
| 83 | 82 | 82 | 75 | 97 |  | 82 | 83 | 77 | 81 | 99 | 65 | 77 |
| 90 | 89 | 82 | 64 | 81 |  | 68 | 87 | 55 | 88 | 84 | 69 | 68 |
| 84 | 73 | 65 | 80 | 80 |  | 83 | 91 | 77 | 90 | 76 | 53 | 63 |
| 99 | 87 | 82 | 82 | 87 |  | 84 | 89 | 84 | 88 | 91 | 82 | 83 |

## HUMEDAD RELATIVA
Relative Feuchtigkeit

## JULIO 1912

**Promedio diario** Tägl. Mitt. $\left(\frac{7a+2p}{3}\right.$

| Dia Tag | Arica | Iquique | Antofagasta | Caldera | Pascua | Coplapó | Coquimbo | Ovalle | Los Andes | Valparaiso | Santiago | San Fernando | Talca |
|---|---|---|---|---|---|---|---|---|---|---|---|---|---|
| 1 | 64 | 79 | 76 | 85 | 91 | 46 | 67 | 67 | 40 | 57 | 78 | 94 | 79 |
| 2 | 72 | 83 | 72 | 90 | 82 | 52 | 69 | 82 | 40 | 55 | 72 | 89 | 77 |
| 3 | 44 | 66 | 74 | 95 | 73 | 45 | 88 | 73 | 34 | 80 | 69 | 88 | 83 |
| 4 | 75 | 79 | 74 | 89 | 74 | 56 | 92 | 77 | 47 | 87 | 74 | 95 | 81 |
| 5 | 83 | 85 | 68 | 97 | 89 | 76 | 90 | 69 | 83 | 79 | 92 | 99 | 98 |
| 6 | 74 | 83 | 71 | 88 | 93 | 70 | 84 | 77 | 79 | 78 | 86 | 96 | 94 |
| 7 | 72 | 76 | 66 | 94 | 86 | 61 | 82 | 72 | 44 | 74 | 78 | 92 | 91 |
| 8 | 79 | 78 | 66 | 88 | 85 | 70 | 84 | 68 | 33 | 89 | 66 | 92 | 91 |
| 9 | 66 | 75 | 62 | 86 | 76 | 77 | 84 | 73 | 45 | 84 | 81 | 96 | 94 |
| 10 | 69 | 72 | 64 | 88 | 83 | 81 | 84 | 67 | 54 | 84 | 90 | 97 | 90 |
| 11 | 70 | 74 | 62 | 89 | 77 | 77 | 83 | 68 | 66 | 83 | 92 | 94 | 89 |
| 12 | 71 | 72 | 61 | 85 | 75 | 80 | 81 | 71 | 55 | 79 | 98 | 95 | 85 |
| 13 | 64 | 72 | 65 | 89 | 81 | 81 | 82 | 76 | 48 | 79 | 77 | 98 | 93 |
| 14 | 69 | 71 | 63 | 85 | 97 | 78 | 75 | 68 | 75 | 69 | 87 | 99 | 92 |
| 15 | 74 | 68 | 64 | 85 | 82 | 78 | 75 | 74 | 64 | 67 | 91 | 94 | 79 |
| 16 | 66 | 66 | 66 | 81 | 76 | 63 | 80 | 68 | 49 | 73 | 82 | 85 | 98 |
| 17 | 66 | 78 | 66 | 76 | 73 | 68 | 72 | 71 | 43 | 82 | 72 | 89 | 74 |
| 18 | 68 | 87 | 67 | 77 | 77 | 62 | 80 | 83 | 39 | 84 | 75 | 79 | 99 |
| 19 | 67 | 88 | 63 | 85 | 76 | 64 | 82 | 75 | 39 | 86 | 77 | 89 | 95 |
| 20 | 71 | 75 | 66 | 87 | 79 | 79 | 86 | 76 | 37 | 85 | 82 | 96 | 96 |
| 21 | 70 | 70 | 59 | 88 | 82 | 70 | 81 | 64 | 80 | 86 | 90 | 97 | 91 |
| 22 | 68 | 74 | 60 | 87 | 85 | 74 | 82 | 67 | 76 | 86 | 86 | 94 | 81 |
| 23 | 78 | 73 | 65 | 83 | 86 | 70 | 88 | 60 | 61 | 81 | 77 | 85 | 82 |
| 24 | 67 | 78 | 59 | 78 | 80 | 59 | 85 | 73 | 47 | 79 | 76 | 90 | 96 |
| 25 | 70 | 73 | 64 | 80 | 87 | 30 | 73 | 76 | 56 | 73 | 79 | 92 | 91 |
| 26 | 72 | 79 | 66 | 90 | 88 | 55 | 81 | 70 | 62 | 57 | 75 | 88 | 71 |
| 27 | 69 | 71 | 60 | 87 | 84 | 76 | 90 | 73 | 49 | 50 | 71 | 84 | 68 |
| 28 | 71 | 74 | 63 | 90 | 70 | 79 | 81 | 56 | 44 | 77 | 74 | 94 | 77 |
| 29 | 70 | 76 | 63 | 80 | 72 | 75 | 82 | 67 | 56 | 85 | 86 | 91 | 78 |
| 30 | 72 | 75 | 64 | 77 | 75 | 73 | 74 | 64 | 74 | 80 | 93 | 86 | 85 |
| 31 | 71 | 73 | 64 | 89 | 84 | 77 | 81 | 69 | 70 | 79 | 78 | 91 | 89 |
| Pro. Mit. | 70 | 76 | 65 | 86 | 81 | 68 | 81 | 71 | 55 | 77 | 81 | 92 | 87 |

## HUMEDAD RELATIVA
Relative Feuchtigkeit

## AGOSTO 1912

**Promedio diario** Tägl. Mitt. $\left(\frac{7a+2p}{3}\right.$

| | | | | | | | | | | | | | |
|---|---|---|---|---|---|---|---|---|---|---|---|---|---|
| 1 | 69 | 70 | 59 | 75 | 83 | 65 | 86 | 63 | 55 | 76 | 82 | 92 | 81 |
| 2 | 71 | 77 | 58 | 86 | 87 | 77 | 86 | 68 | 56 | 70 | 85 | 87 | 76 |
| 3 | 68 | 75 | 58 | 85 | 84 | 72 | 85 | 68 | 73 | 90 | 87 | 80 | 87 |
| 4 | 67 | 73 | 59 | 86 | 74 | 63 | 82 | 63 | 91 | 89 | 89 | 96 | 88 |
| 5 | 69 | 74 | 59 | 91 | 78 | 58 | 89 | 57 | 69 | 82 | 81 | 94 | 84 |
| 6 | 72 | 77 | 57 | 90 | 82 | 80 | 91 | 66 | 69 | 94 | 90 | 94 | 84 |
| 7 | 70 | 74 | 58 | 83 | 84 | 75 | 87 | 65 | 82 | 93 | 88 | 98 | 87 |
| 8 | 69 | 77 | 56 | 84 | 89 | 70 | 79 | 59 | 85 | 91 | 88 | 96 | 92 |
| 9 | 73 | 86 | 56 | 83 | 90 | 70 | 86 | 68 | 76 | 79 | 79 | 88 | 89 |
| 10 | 69 | 80 | 58 | 85 | 90 | 68 | 79 | 53 | 62 | 83 | 83 | 91 | 86 |
| 11 | 70 | 80 | 55 | 86 | 80 | 61 | 89 | 66 | 54 | 77 | 73 | 89 | 91 |
| 12 | 74 | 84 | 53 | 91 | 69 | 70 | 84 | 57 | 49 | 90 | 73 | 87 | 89 |
| 13 | 73 | 79 | 53 | 86 | 81 | 74 | 83 | 71 | 84 | 83 | 86 | 89 | 79 |
| 14 | 69 | 77 | 52 | 84 | 83 | 70 | 84 | 61 | 86 | 91 | 91 | 84 | 89 |
| 15 | 90 | 73 | 53 | 88 | 76 | 72 | 87 | 60 | 79 | 86 | 85 | 83 | 81 |
| 16 | 72 | 75 | 52 | 87 | 76 | 73 | 84 | 56 | 85 | 70 | 85 | 75 | 74 |
| 17 | 73 | 80 | 54 | 90 | 87 | 73 | 87 | 63 | 75 | 74 | 88 | 85 | 83 |
| 18 | 78 | 76 | 57 | 84 | 83 | 70 | 82 | 62 | 91 | 66 | 92 | 95 | 79 |
| 19 | 73 | 80 | 54 | 79 | 92 | 70 | 83 | 55 | 93 | 81 | 95 | 89 | 82 |
| 20 | 68 | 75 | 53 | 85 | 80 | 71 | 71 | 64 | 89 | 68 | 93 | 88 | 83 |
| 21 | 69 | 71 | 52 | 82 | 92 | 65 | 78 | 56 | 71 | 71 | 82 | 81 | 78 |
| 22 | 68 | 75 | 48 | 84 | 94 | 56 | 79 | 54 | 60 | 58 | 76 | 81 | 80 |
| 23 | 71 | 72 | 47 | 89 | 98 | 74 | 90 | 64 | 53 | 57 | 78 | 84 | 81 |
| 24 | 71 | 72 | 49 | 84 | 83 | 76 | 83 | 50 | 50 | 74 | 77 | 83 | 75 |
| 25 | 71 | 74 | 47 | 89 | 96 | 73 | 86 | 47 | 50 | 87 | 75 | 80 | 78 |
| 26 | 71 | 68 | 48 | 85 | 92 | | 85 | 51 | 71 | 80 | 90 | 93 | 89 |
| 27 | 71 | 70 | 51 | 86 | 91 | 69 | 80 | 53 | 75 | 76 | 79 | 81 | 67 |
| 28 | 72 | 79 | 48 | 87 | 87 | 67 | 82 | 69 | 61 | 58 | 64 | 75 | 75 |
| 29 | 69 | 72 | 46 | 85 | 85 | 60 | 87 | 61 | 47 | 66 | 64 | 66 | 57 |
| 30 | 72 | 73 | 47 | 86 | 94 | 59 | 81 | 57 | 38 | 53 | 67 | 71 | 69 |
| 31 | 73 | 80 | 46 | 88 | 95 | | 84 | 57 | 32 | 59 | 64 | 62 | 63 |
| Pro. Mit. | 72 | 76 | 53 | 86 | 86 | 69 | 84 | 60 | 68 | 77 | 82 | 85 | 80 |

**EDAD RELATIVA**
ative Feuchtigkeit

**JULIO 1912**

**Promedio diario** $\left(\frac{7a+2p+9p}{3}\right)$
Tägl. Mitt.

| Punta Tumbes | Concepción | Contulmo | Mocha W | Valdivia | Los Riscos | Puerto Montt | Punta Corona | Huafo | Evangelistas | Dungenes | Punta Arenas | San Isidro |
|---|---|---|---|---|---|---|---|---|---|---|---|---|
| 80 | 78 | 73 | 80 | 86 | | 79 | 86 | 90 | 98 | 81 | 88 | 83 |
| 81 | 78 | 74 | 70 | 94 | | 82 | 97 | 99 | 94 | 93 | 83 | 74 |
| 94 | 88 | 85 | 86 | 96 | | 86 | 97 | 97 | 93 | 95 | 88 | 95 |
| 00 | 98 | 91 | 88 | 96 | | 91 | 92 | 86 | 92 | 88 | 83 | 91 |
| 99 | 93 | 83 | 80 | 94 | | 88 | 91 | 86 | 88 | 95 | 93 | 85 |
| 97 | 90 | 89 | 88 | 85 | | 79 | 89 | 82 | 86 | 93 | 94 | 90 |
| 91 | 87 | 86 | 86 | 98 | | 72 | 98 | 00 | 90 | 86 | 83 | 86 |
| 97 | 90 | 87 | 89 | 96 | | 87 | 97 | 88 | 86 | 84 | 79 | 85 |
| 99 | 94 | 94 | 94 | 96 | | 91 | 95 | 88 | 79 | 85 | 74 | 90 |
| 95 | 84 | 77 | 84 | 86 | | 85 | 95 | 88 | 90 | 87 | 78 | 92 |
| 90 | 82 | 74 | 85 | 93 | | 79 | 91 | 87 | 85 | 82 | 88 | 86 |
| 93 | 90 | 83 | 90 | 98 | | 91 | 95 | 91 | 86 | 82 | 83 | 87 |
| 95 | 84 | 82 | 88 | 83 | | 80 | 86 | 92 | 93 | 78 | 78 | 86 |
| 88 | 81 | 82 | 85 | 85 | | 78 | 94 | 88 | 98 | 84 | 74 | 76 |
| 82 | 68 | 64 | 79 | 78 | | 88 | 96 | 90 | 98 | 81 | 94 | 91 |
| 81 | 84 | 46 | 94 | 81 | | 87 | 93 | 90 | 92 | 83 | 90 | 78 |
| 78 | 66 | 52 | 57 | 78 | | 82 | 84 | 56 | 97 | 88 | 81 | 92 |
| 85 | 85 | 92 | 86 | 89 | | 76 | 86 | 83 | 97 | 89 | 85 | 92 |
| 89 | 88 | 84 | 82 | 89 | | 86 | 90 | 86 | 89 | 89 | 77 | 73 |
| 77 | 87 | 83 | 86 | 85 | | 83 | 91 | 92 | 88 | 91 | 72 | 82 |
| 96 | 92 | 90 | 92 | 91 | | 78 | 94 | 91 | 86 | 84 | 73 | 73 |
| 94 | 84 | 85 | 94 | 92 | | 85 | 95 | 86 | 89 | 81 | 81 | 73 |
| 97 | 95 | 88 | 90 | 89 | | 88 | 83 | 86 | 87 | 81 | 81 | 85 |
| 98 | 95 | 93 | 96 | 93 | | 91 | 96 | 98 | 75 | 73 | 64 | 87 |
| 96 | 94 | 87 | 83 | 78 | | 80 | 73 | 84 | 88 | 73 | 72 | 65 |
| 84 | 84 | 81 | 78 | 83 | | 77 | 93 | 83 | 74 | 89 | 85 | 79 |
| 79 | 84 | 86 | 97 | 93 | | 81 | 86 | 79 | 84 | 78 | 87 | 86 |
| 75 | 73 | 60 | 82 | 78 | | 78 | 85 | 77 | 91 | 76 | 74 | 74 |
| 75 | 83 | 59 | 80 | 80 | | 74 | 79 | 69 | 93 | 87 | 74 | 84 |
| 92 | 90 | 80 | 91 | 95 | | 69 | 87 | 88 | 81 | 82 | 91 | 91 |
| 92 | 94 | 85 | 91 | 84 | | 83 | 77 | 79 | 89 | 86 | 67 | 65 |
| 89 | 86 | 80 | 86 | 88 | | 82 | 90 | 86 | 89 | 85 | 81 | 83 |

**IEDAD RELATIVA**
elative Feuchtigkeit

**AGOSTO 1912**

**Promedio diario** $\left(\frac{7a+2p+9p}{3}\right)$
Tägl. Mitt.

| | | | | | | | | | | | |
|---|---|---|---|---|---|---|---|---|---|---|---|
| 85 | 87 | 89 | 83 | 85 | 88 | 78 | 83 | 78 | 87 | 73 | 76 |
| 92 | 93 | 86 | 89 | 92 | 94 | 94 | 75 | 88 | 89 | 71 | 83 |
| 96 | 94 | 87 | 75 | 71 | 77 | 68 | 64 | 81 | 93 | 67 | 72 |
| 85 | 79 | 80 | 73 | 80 | 83 | 77 | 57 | 88 | 73 | 67 | 72 |
| 78 | 82 | 74 | 81 | 83 | 85 | 84 | 64 | 86 | 84 | 72 | 71 |
| 89 | 80 | 82 | 85 | 91 | 84 | 81 | 55 | 89 | 79 | 72 | 64 |
| 94 | 88 | 75 | 83 | 86 | 79 | 88 | 74 | 88 | 85 | 68 | 73 |
| 95 | 91 | 82 | 89 | 88 | 87 | 93 | 72 | 93 | 85 | 87 | 79 |
| 90 | 83 | 86 | 88 | 91 | 84 | 89 | 99 | 73 | 75 | 66 | 82 |
| 85 | 85 | 87 | 82 | 89 | 87 | 98 | 00 | 87 | 78 | 68 | 72 |
| 85 | 82 | 79 | 86 | 78 | 82 | 94 | 00 | 76 | 93 | 71 | 86 |
| 85 | 82 | 80 | 83 | 89 | 72 | 89 | 00 | 89 | 81 | 63 | 66 |
| 96 | 90 | 74 | 84 | 93 | 80 | 88 | 99 | 75 | 89 | 68 | 78 |
| 95 | 91 | 70 | 87 | 77 | 81 | 87 | 90 | 74 | 90 | 69 | 73 |
| 81 | 85 | 86 | 88 | 85 | 90 | 82 | 78 | 82 | 84 | 73 | 86 |
| 74 | 80 | 85 | 75 | 84 | 91 | 81 | 93 | 86 | 85 | 74 | 59 |
| 85 | 90 | 85 | 87 | 90 | 81 | 93 | 79 | 83 | 67 | 89 | 91 |
| 79 | 83 | 86 | 82 | 88 | 89 | 80 | 77 | 76 | 74 | 78 | 73 |
| 87 | 91 | 76 | 83 | 85 | 86 | 86 | 73 | 84 | 85 | 79 | 86 |
| 84 | 88 | 85 | 73 | 81 | 78 | 96 | 80 | 84 | 82 | 91 | 92 |
| 84 | 87 | 87 | 86 | 93 | 89 | 87 | 86 | 90 | 87 | 87 | 89 |
| 92 | 86 | 83 | 93 | 95 | 90 | 92 | 97 | 89 | 83 | 90 | 88 |
| 88 | 87 | 88 | 94 | 88 | 92 | 98 | 00 | 80 | 80 | 79 | 84 |
| 88 | 85 | 86 | 93 | 89 | 93 | 91 | 87 | 89 | 95 | 82 | 84 |
| 94 | 86 | 83 | 92 | 80 | 85 | 88 | 85 | 80 | 88 | 71 | 74 |
| 92 | 92 | 90 | 96 | 84 | 75 | 85 | 70 | 83 | 91 | 65 | 78 |
| 68 | 63 | 77 | 76 | 79 | 78 | 78 | 70 | 87 | 94 | 76 | 77 |
| 57 | 57 | 55 | 83 | 69 | 80 | 71 | 65 | 86 | 91 | 76 | 80 |
| 70 | 68 | 58 | 94 | 64 | 72 | 76 | 74 | 79 | 91 | 73 | 80 |
| 60 | 49 | 48 | 79 | 63 | 72 | 97 | 69 | 82 | 84 | 67 | 58 |
| 83 | 46 | 49 | 78 | 72 | 79 | 69 | 82 | 94 | 93 | 60 | 62 |
| 84 | 82 | 78 | 85 | 83 | 83 | 86 | 81 | 84 | 85 | 74 | 77 |

## HUMEDAD RELATIVA
Relative Feuchtigkeit

## SEPTIEMBRE 1912

**Promedio diario** $\left(\frac{7a+2p+}{3}\right.$
Tägl. Mitt.

| Dia Tag | Arica | Iquique | Antofagasta | Caldera | Pascua | Copiapó | Coquimbo | Ovalle | Los Andes | Valparaíso | Santiago | San Fernando | Talca |
|---|---|---|---|---|---|---|---|---|---|---|---|---|---|
| 1 | 72 | 89 | 77 | 90 | 79 | 50 | 80 | 60 | 31 | 49 | 53 | 60 | 59 |
| 2 | 73 | 81 | 77 | 84 | 78 | 74 | 85 | 69 | 39 | 79 | 65 | 79 | 69 |
| 3 | 67 | 71 | 80 | 86 | 67 | 71 | 83 | 44 | 39 | 90 | 61 | 75 | 74 |
| 4 | 68 | 70 | 78 | 90 | 71 | 71 | 86 | 51 | 46 | 87 | 65 | 65 | 67 |
| 5 | 72 | 70 | 77 | 90 | 77 | 68 | 88 | 54 | 57 | 78 | 75 | 65 | 63 |
| 6 | 77 | 70 | 75 | 88 | 89 | 70 | 84 | 52 | 80 | 79 | 81 | 93 | 85 |
| 7 | 76 | 70 | 76 | 88 | 86 | 79 | 76 | 66 | 77 | 82 | 82 | 87 | 76 |
| 8 | 71 | 73 | 76 | 87 | 94 | 69 | 79 | 55 | 83 | 65 | 79 | 82 | 74 |
| 9 | 69 | 73 | 74 | 81 | 77 | 57 | 65 | 55 | 71 | 63 | 72 | 78 | 76 |
| 10 | 69 | 77 | 78 | 84 | 77 | 63 | 71 | 56 | 66 | 70 | 71 | 75 | 75 |
| 11 | 72 | 84 | 78 | 84 | 78 | 57 | 71 | 53 | 56 | 65 | 75 | 76 | 74 |
| 12 | 74 | 85 | 77 | 83 | 80 | 70 | 83 | 59 | 53 | 75 | 82 | 81 | 82 |
| 13 | 76 | 82 | 77 | 89 | 84 | 67 | 84 | 64 | 54 | 70 | 80 | 74 | 70 |
| 14 | 76 | 75 | 76 | 87 | 83 | 66 | 89 | 54 | 47 | 66 | 65 | 76 | 74 |
| 15 | 75 | 78 | 76 | 82 | 88 | 73 | 83 | 55 | 63 | 83 | 81 | 87 | 76 |
| 16 | 68 | 69 | 76 | 91 | 91 | 74 | 79 | 60 | 78 | 73 | 81 | 83 | 71 |
| 17 | 70 | 66 | 76 | 84 | 89 | 73 | 83 | 63 | 67 | 74 | 74 | 81 | 61 |
| 18 | 72 | 74 | 76 | 83 | 90 | 73 | 83 | 65 | 56 | 68 | 64 | 74 | 64 |
| 19 | 73 | 81 | 77 | 85 | 73 | 68 | 79 | 56 | 58 | 69 | 65 | 61 | 62 |
| 20 | 70 | 71 | 75 | 89 | 65 | 66 | 80 | 27 | 38 | 59 | 56 | 70 | 54 |
| 21 | 76 | 74 | 74 | 87 | 67 | 72 | 76 | 57 | 37 | 82 | 66 | 69 | 60 |
| 22 | 74 | 74 | 73 | 85 | 68 | 73 | 82 | 66 | 59 | 81 | 81 | 83 | 75 |
| 23 | 71 | 77 | 76 | 87 | 77 | 70 | 80 | 51 | 43 | 69 | 70 | 76 | 67 |
| 24 | 80 | 81 | 75 | 80 | 81 | 66 | 85 | 68 | 61 | 83 | 74 | 75 | 71 |
| 25 | 79 | 85 | 76 | 84 | 95 | 67 | 74 | 49 | 71 | 91 | 87 | 91 | 80 |
| 26 | 83 | 81 | 77 | 88 | 93 | 69 | 73 | 55 | 62 | 79 | 78 | 80 | 74 |
| 27 | 77 | 79 | 75 | 85 | 71 | 70 | 79 | 61 | 55 | 88 | 76 | 68 | 71 |
| 28 | 77 | 74 | 75 | 86 | 74 | 67 | 84 | 55 | 53 | 91 | 81 | 60 | 73 |
| 29 | 78 | 72 | 76 | 87 | 80 | 77 | 84 | 69 | 69 | 83 | 87 | 85 | 78 |
| 30 | 71 | 73 | 76 | 86 | 80 | 67 | 77 | 63 | 69 | 82 | 81 | 88 | 91 |
| Pro. Mit. | 73 | 76 | 76 | 86 | 80 | 69 | 80 | 57 | 58 | 76 | 74 | 76 | 71 |

## HUMEDAD RELATIVA
Relative Feuchtigkeit

## OCTUBRE 1912

**Promedio diario** $\left(\frac{7a+2p+}{3}\right.$
Tägl. Mitt.

| | | | | | | | | | | | | | |
|---|---|---|---|---|---|---|---|---|---|---|---|---|---|
| 1 | 82 | 75 | 74 | 83 | 75 | 56 | 74 | 49 | 54 | 59 | 71 | 75 | 69 |
| 2 | 77 | 73 | 78 | 89 | 75 | 50 | 79 | 26 | 45 | 49 | 64 | 66 | 61 |
| 3 | 77 | 65 | 72 | 83 | 76 | 72 | 77 | 70 | 30 | 74 | 55 | 81 | 68 |
| 4 | 78 | 72 | 75 | 80 | 80 | 71 | 83 | 70 | 60 | 84 | 83 | 83 | 80 |
| 5 | 75 | 86 | 74 | 71 | 91 | 64 | 75 | 57 | 79 | 69 | 82 | 86 | 82 |
| 6 | 77 | 77 | 74 | 75 | 94 | 70 | 71 | 63 | 65 | 66 | 77 | 82 | 78 |
| 7 | 74 | 75 | 75 | 90 | 93 | 72 | 85 | 64 | 69 | 87 | 86 | 83 | 82 |
| 8 | 74 | 78 | 74 | 89 | 75 | 70 | 76 | 68 | 62 | 78 | 76 | 72 | 74 |
| 9 | 68 | 70 | 74 | 86 | 65 | 73 | 78 | 50 | 61 | 78 | 76 | 73 | 71 |
| 10 | 76 | 74 | 76 | 86 | 88 | 74 | 90 | 60 | 70 | 82 | 77 | 71 | 73 |
| 11 | 67 | 76 | 77 | 93 | 86 | 72 | 77 | 65 | 59 | 55 | 64 | 73 | 70 |
| 12 | 67 | 75 | 77 | 85 | 85 | 72 | 80 | 74 | 49 | 65 | 63 | 74 | 63 |
| 13 | 69 | 80 | 75 | 85 | 84 | 75 | 78 | 63 | 47 | 69 | 58 | 63 | 63 |
| 14 | 73 | 80 | 76 | 87 | 80 | 71 | 80 | 54 | 52 | 70 | 68 | 76 | 71 |
| 15 | 72 | 79 | 74 | 90 | 73 | 74 | 85 | 61 | 56 | 76 | 66 | 81 | 67 |
| 16 | 71 | 78 | 77 | 90 | 68 | 77 | 87 | 59 | 41 | 71 | 57 | 66 | 72 |
| 17 | 73 | 72 | 75 | 88 | 81 | 78 | 77 | 57 | 51 | 66 | 67 | 71 | 63 |
| 18 | 67 | 75 | 77 | 85 | 71 | 75 | 81 | 69 | 47 | 58 | 54 | 72 | 60 |
| 19 | 72 | 77 | 76 | 87 | 80 | 76 | 80 | 55 | 44 | 56 | 64 | 63 | 61 |
| 20 | 71 | 71 | 76 | 87 | 73 | 75 | 82 | 48 | 47 | 70 | 58 | 83 | 68 |
| 21 | 75 | 80 | 75 | 81 | 70 | 74 | 82 | 54 | 59 | 84 | 71 | 71 | 69 |
| 22 | 76 | 79 | 74 | 75 | 80 | 72 | 74 | 64 | 68 | 79 | 83 | 89 | 81 |
| 23 | 79 | 82 | 73 | 83 | 78 | 72 | 78 | 47 | 53 | 81 | 81 | 72 | 64 |
| 24 | 75 | 79 | 73 | 86 | 88 | 77 | 79 | 46 | 49 | 87 | 73 | 70 | 58 |
| 25 | 75 | 83 | 76 | 74 | 93 | 70 | 76 | 49 | 72 | 87 | 85 | 83 | 61 |
| 26 | 73 | 84 | 75 | 75 | 91 | 63 | 76 | 57 | 63 | 66 | 70 | 73 | 66 |
| 27 | 74 | 79 | 75 | 80 | 90 | 67 | 74 | 55 | 48 | 71 | 83 | 71 | 67 |
| 28 | 77 | 79 | 77 | 80 | 75 | 69 | 72 | 61 | 78 | 75 | 82 | 79 | 72 |
| 29 | 74 | 81 | 76 | 81 | 75 | 62 | 64 | 73 | 67 | 70 | 78 | 83 | 77 |
| 30 | 74 | 81 | 76 | 86 | 69 | 66 | 68 | 68 | 63 | 57 | 67 | 72 | 63 |
| 31 | 71 | 74 | 74 | 86 | 79 | 62 | 66 | 52 | 58 | 54 | 60 | 66 | 58 |
| Pro. Mit. | 74 | 77 | 75 | 84 | 80 | 70 | 77 | 58 | 57 | 71 | 71 | 75 | 69 |

## HUMEDAD RELATIVA
Relative Feuchtigkeit

## SEPTIEMBRE 1912

Promedio diario (Tägl. Mitt.) $\left(\frac{7a+2p+9p}{3}\right)$

| Punta Tumbes | Concepción | Contulmo | Mocha W | Valdivia | Los Riscos | Puerto Montt | Punta Corona | Huafo | Evangelistas | Dungenes | Punta Arenas | San Isidro |
|---|---|---|---|---|---|---|---|---|---|---|---|---|
| 77 | 72 | 76 | 89 | 91 | | 86 | 84 | 88 | 80 | 98 | 65 | 61 |
| 83 | 77 | 66 | 89 | 69 | | 76 | 79 | 72 | 91 | 94 | 68 | 66 |
| 71 | 72 | 57 | 86 | 68 | | 82 | 81 | 76 | 96 | 89 | 65 | 67 |
| 85 | 82 | 81 | 89 | 86 | | 81 | 90 | 95 | 99 | 94 | 80 | 89 |
| 89 | 79 | 75 | 89 | 80 | | 86 | 81 | 86 | 87 | 83 | 59 | 69 |
| 70 | 61 | 61 | 83 | 53 | | 71 | 72 | 66 | 94 | 87 | 68 | 62 |
| 58 | 53 | 30 | 78 | 54 | | 75 | 75 | 83 | 86 | 90 | 58 | 75 |
| 87 | 78 | 59 | 94 | 58 | | 77 | 77 | 82 | 93 | 94 | 72 | 65 |
| 82 | 72 | 84 | 78 | 77 | | 83 | 83 | 86 | 99 | 93 | 78 | 88 |
| 85 | 86 | 85 | 95 | 84 | | 81 | 88 | 85 | 93 | 93 | 79 | 83 |
| 82 | 79 | 77 | 79 | 79 | | 81 | 87 | 93 | 93 | 99 | 82 | 86 |
| 96 | 93 | 85 | 85 | 93 | | 67 | 91 | 96 | 88 | 94 | 93 | 92 |
| 93 | 87 | 84 | 85 | 91 | | 82 | 81 | 79 | 90 | 88 | 60 | 69 |
| 89 | 76 | 77 | 87 | 82 | | 80 | 82 | 86 | 91 | 93 | 63 | 62 |
| 83 | 77 | 81 | 85 | 80 | | 75 | 88 | 72 | 93 | 97 | 71 | 73 |
| 82 | 67 | 76 | 81 | 74 | | 82 | 76 | 82 | 85 | 91 | 67 | 72 |
| 73 | 72 | 78 | 82 | 82 | | 86 | 76 | 78 | 94 | 92 | 66 | 63 |
| 77 | 72 | 73 | 76 | 80 | | 78 | 79 | 87 | 90 | 95 | 65 | 70 |
| 76 | 75 | 79 | 87 | 79 | | 73 | 87 | 87 | 89 | 90 | 65 | 68 |
| 97 | 57 | 54 | 88 | 70 | | 85 | 77 | 82 | 99 | 96 | 66 | 64 |
| 98 | 68 | 72 | 85 | 75 | | 75 | 84 | 82 | 83 | 96 | 64 | 67 |
| 99 | 79 | 68 | 87 | 85 | | 84 | 92 | 98 | 92 | 86 | 70 | 78 |
| 98 | 85 | 72 | 90 | 81 | | 86 | 92 | 90 | 96 | 94 | 65 | 72 |
| 97 | 72 | 62 | 89 | 73 | | 78 | 86 | 72 | 96 | 98 | 64 | 53 |
| 95 | 85 | 86 | 85 | 77 | | 72 | 81 | 95 | 92 | 91 | 68 | 71 |
| 88 | 79 | 81 | 80 | 88 | | 78 | 95 | 87 | 84 | 91 | 68 | 88 |
| 98 | 85 | 78 | 93 | 82 | | 88 | 90 | 89 | 77 | 93 | 61 | 64 |
| 94 | 88 | 82 | 77 | 80 | | 87 | 95 | 91 | 98 | 93 | 85 | 90 |
| 94 | 90 | 84 | 89 | 86 | | 78 | 93 | 98 | 97 | 93 | 57 | 72 |
| 91 | 84 | 78 | 82 | 77 | | 88 | 82 | 74 | 94 | 97 | 64 | 65 |
| 86 | 77 | 73 | 85 | 78 | | 80 | 84 | 85 | 91 | 93 | 69 | 72 |

## HUMEDAD RELATIVA
Relative Feuchtigkeit

## OCTUBRE 1912

Promedio diario (Tägl. Mitt.) $\left(\frac{7a+2p+9p}{3}\right)$

| | | | | | | | | | | | | |
|---|---|---|---|---|---|---|---|---|---|---|---|---|
| 83 | 78 | 75 | 82 | 71 | | 78 | 87 | 68 | 91 | 96 | 69 | |
| 60 | 69 | 55 | 84 | 80 | | 82 | 87 | 87 | 96 | 96 | 78 | |
| 51 | 53 | 47 | 85 | 61 | | 82 | 88 | 86 | 92 | 89 | 75 | |
| | 79 | 66 | 97 | 69 | | 76 | 81 | 76 | 89 | 94 | 78 | |
| 91 | 79 | 80 | 91 | 81 | | 85 | 82 | 82 | 85 | 92 | 62 | |
| 85 | 80 | 84 | 93 | 86 | | 73 | 85 | 88 | 86 | 93 | 66 | |
| 97 | 81 | 74 | 94 | 84 | | 88 | 93 | 00 | 98 | 92 | 65 | |
| 97 | 90 | 82 | 95 | 76 | | 76 | 91 | 98 | 90 | 96 | 67 | |
| 91 | 78 | 80 | 92 | 73 | | 90 | 94 | 99 | 92 | 91 | 75 | |
| | 86 | 81 | 93 | 83 | | 76 | 92 | 94 | 79 | 91 | 88 | 83 |
| | 74 | 80 | 87 | 76 | | 78 | 91 | 87 | 86 | 95 | 89 | 80 |
| | 74 | 77 | 86 | 83 | | 80 | 97 | 87 | 76 | 95 | 64 | 66 |
| 91 | 81 | 83 | 92 | 87 | | 80 | 95 | 92 | 83 | 89 | 67 | 81 |
| 95 | 89 | 84 | 92 | 88 | | 89 | 88 | 80 | 82 | 96 | 67 | 72 |
| 88 | 82 | 77 | 82 | 81 | | 80 | 77 | 79 | 85 | 95 | 65 | 63 |
| 89 | 81 | 83 | 95 | 88 | | 86 | 88 | 90 | 90 | 95 | 65 | 69 |
| 81 | 74 | 81 | 84 | 72 | | 81 | 71 | 77 | 86 | 94 | 63 | 65 |
| | 79 | 83 | 90 | 88 | | 86 | 92 | 96 | 88 | 95 | 65 | 65 |
| 85 | 78 | 77 | 89 | 86 | | 83 | 95 | 95 | 96 | 91 | 64 | 74 |
| 89 | 74 | 71 | 93 | 70 | | 91 | 95 | 00 | 84 | 93 | 57 | 54 |
| 88 | 70 | 70 | 97 | 70 | | 81 | 94 | 00 | 87 | 96 | 53 | 71 |
| 94 | 83 | 78 | 90 | 69 | | 72 | 83 | 74 | 90 | 97 | 76 | 75 |
| 83 | 71 | 72 | 81 | 59 | | 69 | 71 | 75 | 94 | 97 | 57 | 72 |
| 79 | 68 | 71 | 80 | 56 | | 73 | 77 | 77 | 95 | 99 | 61 | 66 |
| 87 | 74 | 77 | 88 | 70 | | 82 | 76 | 75 | 97 | 94 | 64 | 77 |
| 90 | 77 | 77 | 95 | 81 | | 82 | 85 | 82 | 00 | 91 | 58 | 63 |
| | 73 | 79 | 81 | 74 | | 75 | 81 | 90 | 91 | 92 | 74 | 85 |
| 88 | 89 | 87 | 83 | 88 | | 88 | 85 | 81 | 83 | 94 | 59 | 68 |
| 84 | 82 | 82 | 81 | 84 | | 89 | 77 | 87 | 92 | 99 | 64 | 59 |
| 80 | 72 | 78 | 78 | 83 | | 78 | 72 | 67 | 94 | 96 | 63 | 70 |
| 77 | 66 | 74 | 77 | 80 | | 85 | 71 | 75 | 93 | 94 | 63 | 67 |
| 85 | 77 | 76 | 88 | 77 | | 81 | 85 | 86 | 89 | 94 | 67 | 70 |

## HUMEDAD RELATIVA
Relative Feuchtigkeit

## NOVIEMBRE 1912

Promedio diario (7a+2p+3)
Tägl. Mitt.

| Dia / Tag | Arica | Iquique | Antofagasta | Caldera | Pascua | Copiapó | Coquimbo | Ovalle | Los Andes | Valparaíso | Santiago | San Fernando | Talca |
|---|---|---|---|---|---|---|---|---|---|---|---|---|---|
| 1 | 74 | 81 | 72 | 83 | 74 | | 58 | 66 | 60 | 56 | 59 | 60 | 55 |
| 2 | 74 | 87 | 75 | 81 | 79 | 56 | 59 | 59 | 66 | 66 | 66 | 63 | 56 |
| 3 | 77 | 90 | 71 | 77 | 81 | 47 | 62 | 51 | 52 | 61 | 57 | 51 | 67 |
| 4 | 74 | 90 | 71 | 78 | 79 | 59 | 72 | 54 | 70 | 64 | 72 | 90 | 63 |
| 5 | 73 | 89 | 71 | 83 | 86 | 54 | 71 | 46 | 45 | 48 | 58 | 56 | 50 |
| 6 | 72 | 92 | 70 | 88 | 98 | 43 | 69 | 60 | 39 | 56 | 54 | 60 | 60 |
| 7 | 82 | 89 | 69 | 84 | 81 | 63 | 80 | 53 | 34 | 42 | 52 | 59 | 52 |
| 8 | 72 | 91 | 70 | 80 | 66 | 63 | 80 | 51 | 45 | 80 | 54 | 67 | 56 |
| 9 | 76 | 90 | 71 | 77 | 71 | 60 | 78 | 55 | 51 | 76 | 67 | 69 | 59 |
| 10 | 78 | 79 | 71 | 80 | 72 | 66 | 83 | 57 | 47 | 84 | 56 | 68 | 55 |
| 11 | 77 | 79 | 70 | 77 | 73 | 69 | 80 | 57 | 58 | 80 | 67 | 60 | 53 |
| 12 | 72 | 81 | 70 | 77 | 76 | 69 | 78 | 58 | 51 | 71 | 65 | 69 | 48 |
| 13 | 80 | 88 | 70 | 79 | 89 | 65 | 80 | 52 | 66 | 82 | 58 | 59 | 53 |
| 14 | 77 | 85 | 69 | 74 | 81 | 56 | 71 | 54 | 84 | 65 | 84 | 74 | 56 |
| 15 | 77 | 86 | 68 | 73 | 90 | 54 | 70 | 49 | 49 | 64 | 57 | 61 | 58 |
| 16 | 73 | 85 | 69 | 78 | 79 | 67 | 69 | 52 | 59 | 65 | 78 | 75 | 72 |
| 17 | 74 | 90 | 67 | 77 | 77 | 63 | 72 | 52 | 66 | 72 | 72 | 79 | 90 |
| 18 | 74 | 88 | 68 | 77 | 85 | 64 | 72 | 60 | 57 | 61 | 67 | 66 | 71 |
| 19 | 71 | 77 | 65 | 81 | 82 | 67 | 73 | 62 | 49 | 52 | 56 | 64 | 68 |
| 20 | 78 | 74 | 65 | 78 | 94 | 65 | 75 | 58 | 37 | 44 | 49 | 73 | 59 |
| 21 | 78 | 72 | 65 | 83 | 96 | 66 | 70 | 43 | 31 | 45 | 40 | 62 | 51 |
| 22 | 80 | 65 | 68 | 82 | 83 | 66 | 70 | 61 | 40 | 43 | 50 | 53 | 51 |
| 23 | 79 | 64 | 67 | 82 | 78 | 70 | 78 | 66 | 40 | 48 | 48 | 62 | 49 |
| 24 | 76 | 63 | 65 | 83 | 80 | 73 | 77 | 64 | 32 | 45 | 43 | 54 | 56 |
| 25 | 76 | 70 | 68 | 83 | 88 | 68 | 79 | 63 | 41 | 70 | 47 | 52 | 48 |
| 26 | 76 | 75 | 68 | 85 | 89 | 76 | 78 | 58 | 47 | 68 | 56 | 68 | 60 |
| 27 | 79 | 78 | 65 | 86 | 88 | 69 | 77 | 59 | 52 | 57 | 62 | 66 | 61 |
| 28 | 72 | 83 | 66 | 82 | 91 | 66 | 69 | 64 | 44 | 55 | 53 | 59 | 47 |
| 29 | 76 | 80 | 67 | 77 | 92 | 64 | 77 | 53 | 31 | 52 | 43 | 52 | 43 |
| 30 | 77 | 82 | 67 | 75 | 85 | 62 | 77 | 56 | 41 | 74 | 54 | 58 | 46 |
| Pro. Mit. | 76 | 81 | 69 | 80 | 83 | 63 | 74 | 56 | 49 | 61 | 58 | 64 | 57 |

## HUMEDAD RELATIVA
Relative Feuchtigkeit

## DICIEMBRE 1912

Promedio diario (7a+2p+3)
Tägl. Mitt.

| | | | | | | | | | | | | | |
|---|---|---|---|---|---|---|---|---|---|---|---|---|---|
| 1 | 73 | 71 | 69 | 76 | 70 | 68 | 83 | 57 | 51 | 78 | 65 | 63 | 59 |
| 2 | 79 | 85 | 72 | 75 | 70 | 63 | 73 | 56 | 55 | 78 | 70 | 64 | 60 |
| 3 | 77 | 84 | 70 | 76 | 79 | 60 | 78 | 57 | 52 | 76 | 69 | 69 | 59 |
| 4 | 78 | 88 | 69 | 74 | 70 | 63 | 73 | 53 | 61 | 67 | 75 | 63 | 55 |
| 5 | 79 | 85 | 70 | 83 | 86 | 64 | 67 | 60 | 60 | 57 | 72 | 63 | 51 |
| 6 | 76 | 88 | 69 | 83 | 89 | 64 | 84 | 54 | 40 | 55 | 50 | 44 | 46 |
| 7 | 78 | 83 | 69 | 87 | 92 | 67 | 83 | 59 | 49 | 69 | 50 | 49 | 53 |
| 8 | 74 | 84 | 69 | 81 | 87 | 67 | 74 | 58 | 52 | 67 | 54 | 65 | 53 |
| 9 | 79 | 84 | 69 | 80 | 86 | 65 | 79 | 61 | 52 | 53 | 51 | 49 | 51 |
| 10 | 76 | 89 | 65 | 82 | 83 | 62 | 75 | 72 | 43 | 49 | 54 | 59 | 55 |
| 11 | 78 | 88 | 67 | 85 | 89 | 60 | 77 | 62 | 41 | 52 | 51 | 52 | 47 |
| 12 | 76 | 88 | 67 | 79 | 86 | 63 | 73 | 58 | 56 | 47 | 42 | 44 | 44 |
| 13 | 78 | 87 | 66 | 82 | 89 | 72 | 78 | 62 | 40 | 58 | 41 | 51 | 51 |
| 14 | 78 | 89 | 67 | 81 | 88 | 68 | 76 | 62 | 45 | 61 | 43 | 53 | 53 |
| 15 | 79 | 84 | 68 | 80 | 91 | | 78 | 66 | 46 | 59 | 54 | 52 | 48 |
| 16 | 80 | 84 | 67 | 83 | 92 | | 81 | 74 | 42 | 72 | 57 | 60 | 56 |
| 17 | 81 | 92 | 67 | 79 | 94 | 63 | 78 | 56 | 60 | 83 | 63 | 63 | 61 |
| 18 | 79 | 88 | 65 | 77 | 97 | 63 | 80 | 50 | 62 | 78 | 71 | 71 | 60 |
| 19 | 82 | 89 | 65 | 77 | 85 | | 77 | 57 | 50 | 79 | 59 | 45 | 45 |
| 20 | 75 | 89 | 67 | 74 | 79 | 64 | 79 | 59 | 43 | 78 | 53 | 60 | 42 |
| 21 | 79 | 82 | 66 | 68 | 82 | 59 | 74 | 55 | 45 | 77 | 59 | 51 | 51 |
| 22 | 89 | 90 | 68 | 66 | 81 | 56 | 72 | 66 | 55 | 74 | 68 | 65 | 58 |
| 23 | 82 | 90 | 68 | 71 | 82 | 60 | 77 | 51 | 57 | 79 | 59 | 60 | 60 |
| 24 | 82 | 88 | 67 | 75 | 85 | 62 | 79 | 56 | 43 | 51 | 51 | 55 | 41 |
| 25 | 87 | 85 | 67 | 78 | 88 | 64 | 78 | 56 | 39 | 60 | 43 | 53 | 48 |
| 26 | 85 | 87 | 68 | 72 | 87 | 61 | 77 | 55 | 39 | 66 | 46 | 49 | 52 |
| 27 | 88 | 89 | 70 | 72 | 88 | 59 | 79 | 55 | 51 | 71 | 54 | 50 | 52 |
| 28 | 89 | 89 | 70 | 72 | 88 | 57 | 77 | 62 | 67 | 73 | 70 | 66 | 60 |
| 29 | 92 | 87 | 68 | 74 | 94 | 58 | 75 | 57 | 60 | 52 | 59 | 61 | 58 |
| 30 | 87 | 75 | 68 | 72 | 84 | | 76 | 58 | 47 | 51 | 53 | 61 | 50 |
| 31 | 80 | 87 | 68 | 71 | 78 | 64 | 67 | 59 | 46 | 72 | 50 | 46 | 44 |
| Pro. Mit. | 81 | 86 | 68 | 77 | 85 | 63 | 77 | 59 | 50 | 66 | 57 | 56 | 52 |

## HEDAD RELATIVA
elative Feuchtigkeit

## NOVIEMBRE 1912

**Promedio diario** $\left(\frac{7a+2p+9p}{3}\right)$
Tägl. Mitt.

| Punta Tumbes | Concepción | Contulmo | Mocha W | Valdivia | Los Riscos | Puerto Montt | Punta Corona | Huafo | Evangelistas | Dungenes | Punta Arenas | San Isidro |
|---|---|---|---|---|---|---|---|---|---|---|---|---|
| 92 | 72 | 73 | 86 | 78 | | 82 | 87 | 87 | 94 | 87 | 64 | 75 |
| 88 | 77 | 76 | 88 | 82 | | 83 | 93 | 89 | 92 | 93 | 59 | 68 |
| 87 | 84 | 79 | 72 | 65 | | 76 | 69 | 64 | 81 | 95 | 63 | 74 |
| 68 | 55 | 61 | 71 | 70 | | 87 | 67 | 79 | 93 | 87 | 63 | 73 |
| 78 | 69 | 79 | 86 | 88 | | 86 | 88 | 89 | 84 | 96 | 57 | 68 |
| 87 | 71 | 73 | 71 | 62 | | 71 | 75 | 79 | 85 | 94 | 62 | 67 |
| 73 | 59 | 54 | 81 | 73 | | 71 | 75 | 88 | 99 | 93 | 61 | 77 |
| 85 | 60 | 65 | 90 | 59 | | 76 | 90 | 97 | 97 | 97 | 68 | 66 |
| 93 | 79 | 81 | 86 | 78 | | 83 | 87 | 83 | 91 | 94 | 71 | 60 |
| 85 | 77 | 67 | 93 | 49 | | 64 | 82 | 70 | 98 | 96 | 84 | 94 |
| 84 | 68 | 69 | 86 | 64 | | 64 | 87 | 84 | 92 | 96 | 72 | 76 |
| 81 | 68 | 71 | 81 | 73 | | 75 | 84 | 84 | 91 | 96 | 64 | 74 |
| 88 | 70 | 71 | 82 | 83 | | 83 | 90 | 78 | 72 | 95 | 64 | 91 |
| 88 | 69 | 73 | 81 | 58 | | 69 | 71 | 65 | 75 | 93 | 56 | 76 |
| 85 | 71 | 65 | 80 | 67 | | 71 | 84 | 87 | 65 | 95 | 67 | 60 |
| 92 | 81 | 82 | 95 | 90 | | 88 | 94 | 84 | 86 | 95 | 61 | 66 |
| 00 | 95 | 85 | 97 | 93 | | 87 | 96 | 94 | 86 | 98 | 63 | 69 |
| 93 | 83 | 84 | 91 | 77 | | 88 | 86 | 94 | 82 | 86 | 59 | 60 |
| 85 | 75 | 81 | 89 | 65 | | 82 | 74 | 76 | 81 | 93 | 53 | 61 |
| 84 | 65 | 71 | 88 | 66 | | 71 | 78 | 70 | 87 | 96 | 61 | 61 |
| 76 | 69 | 68 | 86 | 64 | | 75 | 82 | 81 | 94 | 92 | 60 | 60 |
| 79 | 77 | 85 | 88 | 83 | | 79 | 82 | 88 | 77 | 90 | 72 | 74 |
| 76 | 62 | 75 | 79 | 77 | | 85 | 82 | 94 | 84 | 97 | 68 | 73 |
| 80 | 66 | 70 | 84 | 67 | | 77 | 94 | 00 | 88 | 82 | 88 | 88 |
| 93 | 79 | 77 | 91 | 81 | | 84 | 76 | 89 | 82 | 98 | 71 | 65 |
| 95 | 84 | 75 | 91 | 82 | | 85 | 79 | 74 | 62 | 94 | 62 | 78 |
| 84 | 69 | 76 | 79 | 67 | | 74 | 68 | 71 | 78 | 93 | 59 | 72 |
| 75 | 68 | 61 | 76 | 65 | | 71 | 61 | 79 | 77 | 87 | 60 | 76 |
| 80 | 58 | 64 | 83 | 56 | | 84 | 67 | 80 | 90 | 97 | 70 | 71 |
| 94 | 59 | 63 | 86 | 50 | | 75 | 71 | 89 | 98 | 94 | 74 | 94 |
| 85 | 71 | 73 | 84 | 71 | | 78 | 81 | 83 | 85 | 93 | 65 | 72 |

## MEDAD RELATIVA
elative Feuchtigkeit

## DICIEMBRE 1912

**Promedio diario** $\left(\frac{7a+2p+9p}{3}\right)$
Tägl. Mitt.

| | | | | | | | | | | | | |
|---|---|---|---|---|---|---|---|---|---|---|---|---|
| 95 | 86 | 83 | 91 | 61 | | 81 | 92 | 98 | 99 | 98 | 54 | 72 |
| 93 | 81 | 77 | 91 | 73 | | 78 | 86 | 94 | 97 | 93 | 81 | 80 |
| 88 | 72 | 78 | 80 | 71 | | 70 | 81 | 96 | 99 | 92 | 90 | 97 |
| 90 | 68 | 76 | 84 | 75 | | 77 | 92 | 96 | 94 | 94 | 83 | 89 |
| 83 | 70 | 76 | 79 | 71 | | 72 | 71 | 80 | 90 | 89 | 61 | 61 |
| 87 | 62 | 67 | 77 | 76 | | 74 | 92 | 97 | 90 | 95 | 61 | 89 |
| 89 | 76 | 80 | 84 | 82 | | 87 | 79 | 79 | 80 | 94 | 50 | 69 |
| 83 | 72 | 69 | 73 | 70 | | 75 | 72 | 71 | 76 | 94 | 51 | 74 |
| 82 | 68 | 72 | 72 | 74 | | 82 | 86 | 88 | 74 | 94 | 65 | 79 |
| 83 | 69 | 77 | 76 | 73 | | 73 | 61 | 63 | 72 | 77 | 59 | 63 |
| 80 | 59 | 69 | 72 | 76 | | 81 | 76 | 85 | 81 | 89 | 76 | 76 |
| 78 | 60 | 68 | 73 | 79 | | 83 | 88 | 89 | 73 | 85 | 54 | 76 |
| 88 | 71 | 80 | 79 | 74 | | 77 | 86 | 00 | 87 | 89 | 76 | 85 |
| 89 | 78 | 68 | 93 | 79 | | 77 | 97 | 99 | 91 | 91 | 69 | 92 |
| 91 | 86 | 93 | 94 | 88 | | 91 | 97 | 93 | 95 | 90 | 72 | 81 |
| 86 | 71 | 78 | 92 | 87 | | 88 | 98 | 97 | 98 | 85 | 66 | 81 |
| 87 | 67 | 77 | 86 | 68 | | 87 | 91 | 96 | 98 | 92 | 83 | 90 |
| 89 | 72 | 81 | 91 | 71 | | 81 | 80 | 92 | 93 | 97 | 67 | 74 |
| 80 | 63 | 70 | 73 | 61 | | 59 | 74 | 70 | 85 | 91 | 67 | 76 |
| 72 | 57 | 61 | 85 | 57 | | 70 | 79 | 90 | 85 | 96 | 62 | 73 |
| 82 | 56 | 67 | 97 | 68 | | 72 | 95 | 00 | 77 | 84 | 51 | 71 |
| 00 | 87 | 80 | 88 | 74 | | 76 | 93 | 99 | 76 | 77 | 49 | 61 |
| 89 | 74 | 80 | 83 | 74 | | 73 | 75 | 76 | 83 | 85 | 56 | 68 |
| 79 | 59 | 65 | 81 | 72 | | 81 | 88 | 92 | 00 | 91 | 59 | 74 |
| 85 | 69 | 72 | 81 | 72 | | 79 | 90 | 90 | 74 | 98 | 60 | 69 |
| 83 | 66 | 75 | 81 | 70 | | 73 | 83 | 88 | 67 | 83 | 58 | 74 |
| 85 | 62 | 68 | 83 | 68 | | 68 | 91 | 88 | 82 | 91 | 58 | 67 |
| 85 | 80 | 71 | 84 | 74 | | 80 | 94 | 90 | 61 | 91 | 56 | 60 |
| 93 | 85 | 72 | 90 | 82 | | 81 | 90 | 79 | 63 | 93 | 61 | 72 |
| 81 | 69 | 72 | 82 | 72 | | 76 | 78 | 77 | 63 | 95 | 61 | 67 |
| 86 | 75 | 69 | 91 | 64 | | 80 | 76 | 85 | 93 | 86 | 61 | 82 |
| 86 | 71 | 74 | 84 | 73 | | 78 | 85 | 88 | 84 | 90 | 64 | 76 |

**HUMEDAD ABSOLUTA**
Absolute Feuchtigkeit

**ENERO 1912**

**Promedio diario** (7a+2p+3)
Tägl. Mitt.

| Dia Tag | Arica | Iquique | Antofagasta | Caldera | Pascua | Copiapó | Coquimbo | Ovalle | Los Andes | Valparaiso | Santiago | San Fernando | Talca |
|---|---|---|---|---|---|---|---|---|---|---|---|---|---|
| 1 | 13.7 | 16.4 | 15.6 | 11.6 | 14.5 | 10.7 | 12.5 | | 8.1 | 9.2 | 9.7 | 10.6 | 9.4 |
| 2 | 13.8 | 16.7 | 15.3 | 12.4 | 14.9 | 10.7 | 11.6 | | 8.4 | 10.1 | 9.3 | 11.3 | 9.4 |
| 3 | 14.4 | 16.8 | 15.7 | 12.3 | 14.5 | 10.6 | 11.5 | | 8.7 | 9.2 | 9.3 | 10.5 | *10.0* |
| 4 | 14.3 | 16.8 | 15.8 | 12.1 | 15.5 | 10.5 | 12.2 | | 7.3 | 8.8 | 8.4 | 8.8 | 8.1 |
| 5 | 14.6 | 16.1 | 15.5 | 12.0 | 15.7 | 10.8 | 11.9 | | 7.0 | 7.6 | 8.3 | 6.9 | 7.0 |
| 6 | 15.2 | 16.4 | 15.4 | 11.5 | 13.9 | 10.3 | 12.1 | | 6.8 | 8.7 | 7.9 | 9.9 | 9.6 |
| 7 | 15.7 | 15.7 | 15.4 | 12.0 | 14.7 | 9.1 | 11.8 | | 8.1 | 10.4 | 8.7 | 10.4 | 9.8 |
| 8 | 15.0 | 17.0 | 15.3 | 12.4 | 16.0 | 10.8 | 11.9 | | 8.2 | 9.4 | 9.4 | 10.7 | 9.2 |
| 9 | 14.9 | 16.9 | 15.1 | 12.3 | 16.0 | 10.7 | 11.6 | | 7.1 | 11.0 | 8.5 | 11.0 | 9.6 |
| 10 | 15.5 | 17.1 | 15.3 | 12.1 | 15.3 | 10.5 | 11.5 | | 8.3 | 11.3 | 10.9 | 11.8 | 10.9 |
| 11 | 15.6 | 17.0 | 15.0 | 11.9 | 15.1 | 10.2 | 11.0 | | 9.3 | 11.0 | 10.7 | 11.5 | 11.6 |
| 12 | 14.7 | 16.9 | 14.7 | 12.1 | 16.2 | 11.4 | 11.9 | | 9.1 | 11.1 | 10.7 | 12.8 | 11.9 |
| 13 | 14.5 | 16.3 | 15.0 | 12.4 | 17.1 | 11.0 | 12.7 | | 8.8 | 12.3 | 10.6 | 11.1 | 11.5 |
| 14 | 14.5 | 15.8 | 15.2 | 12.6 | 16.5 | 11.4 | 12.3 | | 11.4 | 11.8 | 10.9 | 11.8 | 12.7 |
| 15 | 15.3 | 16.4 | 15.0 | 12.2 | 16.4 | 10.1 | 11.0 | | 10.3 | 12.2 | 11.7 | 13.0 | 12.3 |
| 16 | 14.8 | 16.4 | 15.0 | 11.7 | 16.0 | 10.0 | 12.8 | | 11.0 | 12.2 | 12.3 | 13.6 | 12.1 |
| 17 | 13.9 | 15.7 | 14.9 | 11.8 | 16.7 | 10.2 | 12.4 | | 11.1 | 11.0 | 12.1 | 12.1 | 11.1 |
| 18 | 14.1 | 16.6 | 14.9 | 12.1 | 16.8 | 11.3 | 12.8 | | 10.2 | 9.4 | 8.8 | 9.4 | 8.5 |
| 19 | 13.9 | 16.2 | 14.9 | 12.5 | 16.7 | 11.8 | 12.5 | | 7.6 | 9.5 | 8.5 | 9.9 | 11.1 |
| 20 | 14.0 | 16.3 | 15.1 | 12.6 | 13.1 | 11.8 | 12.9 | | 8.0 | 9.9 | 9.7 | 9.8 | 9.2 |
| 21 | 13.7 | 17.4 | 14.7 | 12.3 | 13.5 | 11.0 | 12.7 | | 7.0 | 7.9 | 9.0 | 9.7 | 8.1 |
| 22 | 14.3 | 18.7 | 14.8 | 12.6 | 14.3 | 11.3 | 12.3 | | 8.6 | 9.7 | 8.7 | 9.4 | 10.0 |
| 23 | 14.5 | 17.0 | 14.7 | 13.1 | 15.9 | 11.5 | 11.7 | | 7.9 | 11.3 | 9.4 | 10.5 | 10.4 |
| 24 | 14.9 | 16.8 | 14.1 | 13.3 | 15.8 | 11.1 | 13.9 | | 8.9 | 11.5 | 11.0 | 11.6 | 11.4 |
| 25 | 15.0 | 17.3 | 14.0 | 13.4 | 16.6 | 11.2 | 13.0 | | 8.8 | 10.8 | 10.0 | 10.7 | 9.7 |
| 26 | 15.2 | 16.7 | 14.4 | 14.0 | 17.3 | 11.6 | 12.6 | 10.0 | 8.4 | 10.1 | 8.6 | 10.3 | 10.0 |
| 27 | 14.5 | 16.6 | 14.2 | 13.6 | 17.1 | 12.0 | 11.1 | 8.3 | 7.4 | 10.2 | 8.8 | 9.9 | 11.4 |
| 28 | 14.4 | 17.3 | 14.3 | 12.7 | 15.2 | 11.8 | 12.0 | 10.4 | 9.6 | 10.8 | 10.2 | 10.7 | 9.4 |
| 29 | 14.6 | 17.0 | 14.1 | 12.6 | 16.8 | 10.6 | 12.2 | 8.5 | 9.2 | 11.5 | 10.9 | 10.9 | 11.7 |
| 30 | 14.3 | 17.4 | 14.3 | 11.5 | 16.7 | 10.1 | 11.9 | 10.0 | 8.4 | 10.9 | 10.7 | 13.0 | 11.3 |
| 31 | 15.4 | 15.5 | 14.3 | 11.7 | 16.3 | 10.4 | 13.3 | 11.2 | 9.8 | 11.6 | 10.6 | 11.7 | 10.5 |
| Pro. Mit. | 14.6 | 16.7 | 14.9 | 12.4 | 15.7 | 10.8 | 12.2 | | 8.7 | 10.4 | 9.8 | 10.8 | 10.3 |

**HUMEDAD ABSOLUTA**
Absolute Feuchtigkeit

**FEBRERO 1912**

**Promedio diario** (7a+2p+3)
Tägl. Mitt.

| | | | | | | | | | | | | | |
|---|---|---|---|---|---|---|---|---|---|---|---|---|---|
| 1 | 13.1 | 16.0 | 13.2 | 13.1 | 15.9 | 11.0 | 13.0 | 10.1 | 9.0 | 9.8 | 10.5 | 10.2 | 10.3 |
| 2 | 14.9 | 16.4 | 13.5 | 13.4 | 17.3 | 11.5 | 13.1 | 10.5 | 8.2 | 9.8 | 9.8 | 10.6 | 10.8 |
| 3 | 13.7 | 16.9 | 13.1 | 13.7 | 17.2 | 11.6 | 13.3 | 10.5 | 8.9 | 8.3 | 10.0 | 8.2 | 7.1 |
| 4 | 15.1 | 16.7 | 13.1 | 13.6 | 16.5 | 12.0 | 12.4 | 10.4 | 7.4 | 10.7 | 8.2 | 9.5 | 8.8 |
| 5 | 14.3 | 16.6 | 13.3 | 13.0 | 15.9 | 11.5 | 12.6 | 11.2 | 8.7 | 11.0 | 9.1 | 9.9 | 10.0 |
| 6 | 14.4 | 17.0 | 13.0 | 13.5 | 15.6 | 11.2 | 13.0 | 10.7 | 8.7 | 10.0 | 9.0 | 8.8 | 8.7 |
| 7 | 16.0 | 17.6 | 13.2 | 12.7 | 17.2 | 11.8 | 13.2 | 9.0 | 7.0 | 9.5 | 8.1 | 11.0 | 12.0 |
| 8 | 15.6 | 17.2 | 13.4 | 12.7 | 18.8 | 11.0 | 12.6 | 10.8 | 8.2 | 8.8 | 10.1 | 10.2 | 9.9 |
| 9 | 15.8 | 17.7 | 13.4 | 13.2 | 17.8 | 11.3 | 12.9 | 10.7 | 7.9 | 10.2 | 9.7 | 9.0 | 11.9 |
| 10 | 15.6 | 16.9 | 13.1 | 12.5 | 15.8 | 11.3 | 12.7 | 10.9 | 8.5 | 10.0 | 10.1 | 8.7 | 9.8 |
| 11 | 16.0 | 17.5 | 13.1 | 13.0 | 16.2 | 11.6 | 12.0 | 11.1 | 9.6 | 11.1 | 9.6 | 11.0 | 9.8 |
| 12 | 16.4 | 17.2 | 13.1 | 13.2 | 16.6 | 11.7 | 11.7 | 10.5 | 9.9 | 10.9 | 11.2 | 11.3 | 11.4 |
| 13 | 16.2 | 16.0 | 13.1 | 14.0 | 16.9 | 11.9 | 11.9 | 10.2 | 8.8 | 9.5 | 9.7 | 11.0 | 9.0 |
| 14 | 15.7 | 14.8 | 12.8 | 13.5 | 16.2 | 11.4 | 12.2 | 10.5 | 8.5 | 8.9 | 9.8 | 9.3 | 8.6 |
| 15 | 17.0 | 14.0 | 13.0 | 13.2 | 15.8 | 11.7 | 12.1 | 10.8 | 8.3 | 10.5 | 9.4 | 10.8 | 9.7 |
| 16 | 16.1 | 14.3 | 13.1 | 13.7 | 16.7 | 11.1 | 12.0 | 10.8 | 9.6 | 10.8 | 8.3 | 11.3 | 8.7 |
| 17 | 15.8 | 15.2 | 12.8 | 13.8 | 16.7 | 11.4 | 12.7 | 11.0 | 9.1 | 10.3 | 10.2 | 9.0 | 9.0 |
| 18 | 15.8 | 15.3 | 13.0 | 12.6 | 16.2 | 10.8 | 12.2 | 11.0 | 8.4 | 9.1 | 8.7 | 9.4 | 8.2 |
| 19 | 15.9 | 15.4 | 12.9 | 13.8 | 16.0 | 11.4 | 12.4 | 10.3 | 7.4 | 7.4 | 8.4 | 8.8 | 6.8 |
| 20 | 16.5 | 15.5 | 13.1 | 13.5 | 16.0 | 11.7 | 12.4 | 10.0 | 5.8 | 8.0 | 7.4 | 8.5 | 7.5 |
| 21 | 15.4 | 15.4 | 13.0 | 13.4 | 15.8 | 11.3 | 13.3 | 11.3 | 8.2 | 11.0 | 8.6 | 10.6 | 11.6 |
| 22 | 15.4 | 16.2 | 12.9 | 13.2 | 15.4 | 11.1 | 13.8 | 11.0 | 9.9 | 11.5 | 11.0 | 13.0 | 11.5 |
| 23 | 14.4 | 16.7 | 13.2 | 13.9 | 16.3 | 11.3 | 12.3 | 11.2 | 10.1 | 11.8 | 11.0 | 12.3 | 10.1 |
| 24 | 15.4 | 18.0 | 13.3 | 13.5 | 16.8 | 10.7 | 12.3 | 11.3 | 11.2 | 12.1 | 12.4 | 11.8 | 10.8 |
| 25 | 15.0 | 16.2 | 13.2 | 12.7 | 15.2 | 10.8 | 12.1 | 11.4 | 9.6 | 11.5 | 11.7 | 11.8 | 10.4 |
| 26 | 15.6 | 15.1 | 13.3 | 12.6 | 14.2 | 10.4 | 13.3 | 11.4 | 11.5 | 11.0 | 10.9 | 10.5 | 10.8 |
| 27 | 15.6 | 15.2 | 13.2 | 13.6 | 15.2 | 10.6 | 12.5 | 11.4 | 10.3 | 11.0 | 10.2 | 11.6 | 11.0 |
| 28 | 14.9 | 13.6 | 13.5 | 13.9 | 14.7 | 11.0 | 12.4 | 10.6 | 8.3 | 9.6 | 10.0 | 10.5 | 9.1 |
| 29 | 15.0 | 14.4 | 13.1 | 13.4 | 15.2 | 10.7 | 12.0 | 11.3 | 7.3 | 10.1 | 9.3 | 10.8 | 9.4 |
| Pro. Mit. | 15.4 | 16.0 | 13.1 | 13.3 | 16.2 | 11.3 | 12.6 | 10.7 | 8.8 | 10.1 | 9.7 | 10.3 | 9.7 |

**EDAD ABSOLUTA**
Absolute Feuchtigkeit

**ENERO 1912**

**Promedio diario** Tägl. Mitt. $\left(\frac{7a+2p+9p}{3}\right)$

| Punta Tumbes | Concepción | Contulmo | Mocha W | Valdivia | Puerto Varas | Puerto Montt | Punta Corona | Huafo | Evangelistas | Dungenes | Punta Arenas | San Isidro |
|---|---|---|---|---|---|---|---|---|---|---|---|---|
| 10.9 | 8.7 | 9.9 | 10.9 | 9.5 | 10.3 | 9.5 | 9.9 | 8.5 | 7.7 | 7.7 | 8.6 | |
| 10.9 | 9.6 | 10.5 | 9.3 | 9.2 | 9.7 | 9.0 | 10.4 | 8.3 | 7.8 | 8.9 | 7.6 | |
| 10.8 | 9.4 | 8.7 | 10.0 | 9.9 | 9.5 | 9.7 | 10.3 | 7.9 | 8.6 | 6.8 | 7.4 | |
| 10.9 | 9.6 | 9.1 | 9.4 | 8.9 | 8.8 | 9.3 | 9.8 | 7.0 | 7.5 | 8.0 | 7.0 | |
| 10.2 | 8.0 | 8.5 | 8.9 | 9.3 | 8.9 | 9.5 | 10.3 | 8.6 | 7.9 | 8.2 | 7.6 | |
| 10.3 | 7.9 | 9.9 | 10.2 | 9.3 | 9.7 | 9.7 | 10.7 | 9.8 | 7.6 | 9.5 | 7.5 | |
| 10.6 | 10.5 | 9.9 | 10.9 | 9.9 | 9.1 | 8.9 | 10.5 | 7.8 | 6.6 | 9.7 | 5.6 | |
| 10.2 | 9.1 | 7.6 | 9.9 | 8.8 | 9.5 | 9.4 | 11.4 | 9.2 | 7.9 | 9.8 | 5.9 | |
| 10.7 | 10.8 | 9.9 | 9.8 | 9.3 | 9.2 | 10.0 | 11.5 | 9.5 | 8.9 | 8.3 | 6.8 | |
| 10.7 | 10.4 | 10.1 | 10.6 | 9.9 | 10.8 | 12.3 | 10.5 | 11.3 | 7.6 | 9.1 | 6.3 | |
| 11.0 | 10.9 | 11.8 | 10.5 | 11.9 | 12.7 | 13.1 | 11.3 | 11.0 | 7.4 | 9.9 | 7.3 | |
| 12.5 | 12.0 | 11.6 | 11.2 | 12.3 | 10.3 | 11.8 | 11.7 | 10.3 | 7.7 | 9.3 | 6.3 | |
| 12.6 | 12.4 | 12.7 | 10.5 | 11.5 | 11.5 | 11.6 | 12.0 | 11.3 | 9.0 | 8.9 | 7.4 | |
| 11.3 | 11.7 | 12.4 | 9.5 | 11.9 | 11.8 | 12.0 | 11.6 | 12.1 | 9.2 | 11.9 | 8.2 | |
| 11.1 | 12.3 | 12.2 | 10.8 | 12.8 | 13.3 | 12.9 | 12.0 | 12.7 | 7.7 | 8.9 | 6.9 | |
| 12.4 | 13.2 | 13.6 | 11.7 | 13.7 | 11.3 | 11.3 | 10.6 | 8.9 | 8.5 | 9.3 | 6.3 | |
| 10.7 | 10.9 | 10.3 | 10.1 | 8.5 | 9.9 | 9.7 | 11.4 | 9.0 | 7.9 | 10.6 | 6.4 | |
| 11.2 | 9.9 | 10.1 | 11.6 | 10.3 | 10.8 | 8.9 | 10.8 | 11.2 | 7.9 | 11.6 | 8.2 | |
| 11.2 | 12.9 | 11.6 | 11.7 | 10.8 | 9.1 | 9.4 | 10.5 | 7.7 | 6.9 | 9.9 | 5.9 | |
| 10.8 | 8.6 | 9.8 | 9.6 | 9.2 | 8.7 | 9.6 | 9.3 | 9.0 | 6.9 | 9.4 | 5.4 | |
| 10.9 | 8.2 | 10.8 | 11.3 | 9.3 | 10.7 | 10.1 | 11.2 | 9.3 | 9.2 | 10.0 | 7.1 | |
| 11.2 | 9.5 | 11.3 | 10.8 | 9.7 | 11.3 | 10.9 | 11.6 | 9.9 | 8.1 | 10.2 | 5.4 | |
| 12.1 | 11.6 | 12.6 | 11.9 | 11.6 | 12.5 | 12.5 | 10.4 | 9.8 | 7.7 | 10.1 | 5.6 | |
| 12.8 | 11.7 | 12.4 | 12.0 | 11.3 | 10.8 | 10.8 | 10.9 | 8.5 | 7.3 | 10.2 | 5.8 | |
| 11.3 | 9.7 | 10.3 | 10.6 | 7.3 | 9.1 | 8.8 | 10.7 | 6.6 | 7.9 | 9.2 | 5.2 | |
| 9.1 | 9.3 | 11.0 | 10.0 | 7.3 | 9.2 | 8.6 | 11.4 | 7.6 | 9.2 | 10.4 | 6.9 | |
| 10.7 | 10.0 | 10.9 | 10.2 | 8.6 | 10.2 | 9.6 | 11.4 | 10.1 | 9.3 | 10.0 | 8.2 | |
| 11.4 | 10.6 | 12.0 | 11.7 | 11.5 | 11.4 | 12.7 | 10.8 | 9.8 | 6.6 | 9.2 | 5.2 | |
| 12.4 | 11.1 | 12.2 | 10.9 | 11.0 | 10.3 | 9.8 | 8.6 | 8.7 | 7.9 | 9.6 | 5.7 | |
| 9.5 | 11.7 | 13.2 | 11.2 | 8.8 | 9.3 | 9.4 | 11.7 | 9.0 | 8.3 | 8.9 | 6.2 | |
| 11.0 | 9.8 | 10.2 | 11.2 | 8.6 | 10.1 | 9.4 | 11.2 | 9.7 | 7.7 | 10.9 | 7.0 | |
| 11.1 | 10.4 | 10.9 | 10.6 | 10.0 | 10.3 | 10.3 | 10.9 | 9.4 | 7.9 | 9.5 | 6.7 | |

**EDAD ABSOLUTA**
Absolute Feuchtigkeit

**FEBRERO 1912**

**Promedio diario** Tägl. Mitt. $\left(\frac{7a+2p+9p}{3}\right)$

| | | | | | | | | | | | | |
|---|---|---|---|---|---|---|---|---|---|---|---|---|
| 11.6 | 11.4 | 12.4 | 10.5 | 10.8 | 10.4 | 10.8 | 11.2 | 7.0 | 6.6 | 9.5 | 5.2 | 6.3 |
| 11.0 | 8.2 | 9.7 | 11.6 | 9.2 | 9.5 | 9.6 | 11.2 | 7.2 | 7.2 | 8.2 | 5.9 | 5.4 |
| 9.8 | 7.6 | 10.3 | 9.6 | 8.0 | 9.1 | 9.6 | 11.0 | 8.6 | 7.7 | 8.5 | 4.9 | 5.7 |
| 10.8 | 8.5 | 10.5 | 10.3 | 9.3 | 10.0 | 9.4 | 10.6 | 8.8 | 6.9 | 8.7 | 7.2 | 7.0 |
| 10.9 | 9.0 | 8.5 | 9.5 | 8.5 | 8.8 | 8.3 | 8.9 | 7.1 | 5.6 | 7.1 | 4.7 | 6.1 |
| 11.8 | 10.6 | 10.5 | 10.5 | 10.1 | 10.0 | 9.6 | 10.1 | 8.8 | 6.0 | 7.3 | 4.4 | 6.8 |
| 11.1 | 9.2 | 8.9 | 9.3 | 8.4 | 9.1 | 8.2 | 9.2 | 7.5 | 7.5 | 8.0 | 5.4 | 6.4 |
| 11.0 | 10.6 | 12.1 | 11.4 | 11.5 | 11.6 | 11.1 | 11.2 | 9.2 | 7.1 | 8.2 | 6.5 | 7.6 |
| 11.9 | 10.4 | 9.4 | 10.1 | 8.9 | 9.0 | 8.5 | 10.3 | 8.4 | 6.1 | 6.4 | 4.4 | 6.6 |
| 10.7 | 9.7 | 9.1 | 10.4 | 8.9 | 8.8 | 9.4 | 10.9 | 8.6 | 7.7 | 7.2 | 5.3 | 7.4 |
| 11.2 | 10.4 | 9.3 | 9.3 | 9.3 | 8.4 | 10.1 | 11.2 | 8.2 | 8.7 | 7.6 | 6.5 | 6.5 |
| 10.9 | 10.4 | 10.4 | 9.9 | 9.5 | 10.1 | 10.6 | 10.5 | 8.6 | 8.8 | 10.9 | 7.5 | 8.5 |
| 11.5 | 9.8 | 10.6 | 10.3 | 9.1 | 10.0 | 9.7 | 10.6 | 9.3 | 7.0 | 9.9 | 5.7 | 5.5 |
| 11.6 | 10.2 | 10.7 | 10.8 | 10.8 | 11.5 | 11.4 | 10.9 | 10.9 | 7.2 | 9.8 | 6.5 | 7.8 |
| 12.2 | 10.7 | 11.4 | 10.8 | 10.2 | 10.1 | 10.2 | 9.9 | 7.8 | 7.1 | 9.4 | 6.0 | 5.7 |
| 11.1 | 8.7 | 8.0 | 10.7 | 7.5 | 8.1 | 8.5 | 9.4 | 8.3 | 7.1 | 8.4 | 5.2 | 6.7 |
| 10.8 | 9.8 | 8.9 | 9.4 | 8.0 | 8.8 | 8.4 | 8.6 | 7.3 | 7.1 | 8.1 | 6.4 | 8.0 |
| 10.5 | 8.1 | 8.4 | 10.4 | 7.6 | 8.6 | 8.6 | 9.9 | 7.1 | 7.3 | 8.2 | 5.7 | 7.9 |
| 10.3 | 7.1 | 6.2 | 9.6 | 7.3 | 8.8 | 9.4 | 10.1 | 7.4 | 8.3 | 8.8 | 6.7 | 7.7 |
| 12.9 | 8.7 | 8.6 | 10.0 | 9.2 | 9.4 | 9.0 | 9.8 | 10.6 | 7.5 | 9.7 | 7.2 | 8.6 |
| 11.0 | 12.4 | 12.3 | 10.2 | 11.7 | 12.2 | 11.4 | 11.2 | 9.9 | 6.6 | 7.9 | 5.2 | 6.5 |
| 11.3 | 11.5 | 11.0 | 10.3 | 10.0 | 9.4 | 8.9 | 9.8 | 7.1 | 7.4 | 8.3 | 5.1 | 5.5 |
| 10.4 | 9.7 | 10.5 | 9.8 | 9.6 | 9.8 | 10.0 | 11.5 | 10.1 | 7.9 | 9.4 | 6.2 | 6.6 |
| 10.2 | 9.9 | 11.0 | 10.5 | 10.5 | 11.8 | 11.6 | 10.1 | 11.3 | 7.8 | 9.0 | 7.3 | 6.9 |
| 12.3 | 11.2 | 11.2 | 11.2 | 12.2 | 11.4 | 10.9 | 10.6 | 8.9 | 7.3 | 8.9 | 5.4 | 6.2 |
| 12.1 | 12.0 | 12.0 | 11.3 | 10.7 | 10.0 | 9.5 | 11.0 | 8.8 | 8.0 | 9.2 | 6.3 | 6.5 |
| 10.9 | 11.5 | 11.2 | 10.2 | 8.7 | 9.1 | 9.6 | 11.1 | 9.1 | 7.9 | 8.4 | 5.4 | 6.4 |
| 10.8 | 10.8 | 10.4 | 9.9 | 9.1 | 9.2 | 9.1 | 9.7 | 8.1 | 8.4 | 8.8 | 7.0 | 6.9 |
| 11.6 | 9.5 | 10.2 | 10.4 | 9.4 | 9.8 | 9.5 | 10.7 | 9.8 | 7.0 | 8.5 | 5.4 | 6.4 |
| 11.2 | 9.9 | 10.1 | 10.3 | 9.5 | 9.8 | 9.7 | 10.4 | 8.6 | 7.3 | 8.6 | 5.9 | 6.9 |

## HUMEDAD ABSOLUTA
Absolute Feuchtigkeit

## MARZO 1912

**Promedio diario** (7a+2p / 3)
Tägl. Mitt.

| Dia / Tag | Arica | Iquique | Antofagasta | Caldera | Pascua | Copiapó | Coquimbo | Ovalle | Los Andes | Valparaíso | Santiago | San Fernando | Talca |
|---|---|---|---|---|---|---|---|---|---|---|---|---|---|
| 1 | 14.8 | 14.9 | 13.0 | 13.2 | 15.6 | 10.8 | 11.8 | 10.9 | 7.5 | 11.6 | 10.2 | 12.0 | 10.0 |
| 2 | 15.8 | 15.2 | 13.2 | 13.9 | 17.1 | 10.7 | 12.3 | 11.0 | 10.4 | 12.1 | 10.9 | 12.0 | 11.1 |
| 3 | 16.7 | 15.1 | 13.2 | 14.4 | 16.8 | | 12.9 | 9.9 | 9.5 | 10.9 | 10.5 | 12.9 | 12.5 |
| 4 | 16.3 | 15.1 | 13.2 | 13.1 | 19.3 | 10.8 | 12.7 | 10.4 | 10.6 | 11.7 | 11.5 | 13.4 | 12.1 |
| 5 | 15.1 | 15.8 | 12.7 | 13.8 | 21.0 | 11.2 | 12.9 | 10.8 | 10.7 | 11.7 | 12.1 | 13.1 | 12.0 |
| 6 | 15.1 | 15.3 | 13.0 | 13.7 | 18.7 | 12.0 | 13.3 | 10.4 | 10.6 | 11.6 | 11.3 | 12.3 | 10.7 |
| 7 | 15.8 | 15.6 | 12.2 | 13.9 | 13.2 | 12.4 | 12.9 | 10.8 | 11.0 | 11.1 | 11.2 | 12.5 | 10.8 |
| 8 | 16.2 | 15.3 | 12.1 | 13.6 | 14.4 | 11.2 | 13.2 | 9.8 | 11.2 | 11.2 | 10.7 | 12.6 | 10.9 |
| 9 | 16.3 | 15.5 | 12.7 | 13.7 | 15.2 | 11.4 | 12.2 | 8.7 | 10.6 | 11.8 | 11.2 | 12.2 | 11.3 |
| 10 | 16.8 | 16.0 | 12.1 | 13.6 | 16.6 | 10.8 | 12.4 | 11.2 | 10.9 | 11.5 | 10.8 | 11.6 | 11.9 |
| 11 | 16.3 | 17.5 | 12.3 | 13.8 | 17.4 | 10.9 | 13.7 | 10.8 | 10.6 | 11.6 | 10.5 | 12.2 | 11.2 |
| 12 | 16.2 | 17.4 | 12.0 | 13.5 | 17.3 | 10.7 | 12.8 | 11.5 | 9.2 | 11.0 | 10.2 | 12.2 | 11.6 |
| 13 | 17.1 | 16.0 | 12.1 | 12.8 | 17.0 | 11.4 | 13.4 | 11.5 | 9.0 | 11.7 | 10.8 | 12.7 | 13.3 |
| 14 | 18.3 | 15.8 | 12.5 | 13.5 | 12.7 | 11.4 | 13.3 | 12.0 | 9.1 | 12.6 | 11.3 | 13.2 | 13.6 |
| 15 | 16.1 | 14.6 | 12.4 | 12.9 | 13.1 | 11.2 | 13.1 | 12.6 | 8.2 | 12.1 | 10.2 | 12.3 | 12.3 |
| 16 | 15.8 | 14.2 | 12.5 | 13.0 | 13.6 | 11.0 | 13.3 | 12.2 | 8.7 | 12.4 | 11.0 | 12.0 | 11.3 |
| 17 | 15.5 | 13.6 | 12.1 | 13.2 | 14.2 | 11.2 | 13.1 | 12.2 | 9.1 | 11.5 | 11.5 | 12.5 | 11.8 |
| 18 | 15.2 | 13.3 | 12.0 | 12.6 | 14.6 | 11.1 | 13.1 | 12.4 | 10.3 | 11.8 | 11.0 | 12.4 | 10.7 |
| 19 | 14.5 | 13.3 | 11.6 | 13.3 | 14.3 | 11.0 | 13.3 | 13.4 | 10.7 | 11.3 | 10.7 | 11.5 | 11.2 |
| 20 | 14.3 | 14.1 | 12.1 | 13.2 | 14.9 | 11.1 | 13.5 | 13.7 | 10.1 | 10.8 | 10.5 | 11.7 | 10.6 |
| 21 | 15.3 | 14.0 | 11.6 | 13.4 | 16.5 | 11.4 | 12.3 | 12.9 | 10.4 | 10.3 | 10.6 | 10.7 | 11.2 |
| 22 | 14.9 | 13.7 | 11.8 | 13.2 | 17.2 | 11.2 | 12.4 | 14.3 | 9.7 | 10.7 | 9.5 | 11.2 | 9.8 |
| 23 | 15.9 | 13.5 | 11.5 | 13.3 | 16.7 | 10.8 | 12.1 | 12.1 | 9.4 | 10.0 | 9.7 | 9.9 | 9.6 |
| 24 | 16.0 | 14.5 | 11.7 | 13.0 | 17.0 | 10.9 | 11.9 | 11.4 | 8.0 | 9.0 | 8.8 | 9.6 | 8.5 |
| 25 | 15.5 | 14.4 | 11.7 | 12.4 | 16.8 | 10.2 | 12.0 | 11.3 | 7.5 | 8.8 | 8.6 | 8.6 | 9.0 |
| 26 | 15.6 | 14.8 | 11.8 | 12.7 | 16.3 | 10.1 | 11.6 | 11.7 | 6.9 | 7.7 | 7.7 | 8.2 | 7.9 |
| 27 | 16.2 | 14.4 | 12.0 | 11.5 | 15.2 | 10.3 | 11.6 | 8.9 | 6.5 | 7.9 | 6.9 | 8.5 | 8.5 |
| 28 | 14.5 | 14.5 | 12.0 | 11.5 | 14.6 | 9.7 | 10.8 | 10.9 | 6.4 | 7.9 | 7.5 | 9.1 | 8.3 |
| 29 | 15.0 | 13.9 | 11.7 | 11.7 | 14.9 | 9.5 | 10.3 | 11.4 | 6.8 | 7.5 | 8.0 | 7.8 | 6.8 |
| 30 | 16.0 | 14.2 | 11.6 | 11.9 | 16.9 | | 10.6 | 13.8 | 6.4 | 7.4 | 7.0 | 7.6 | 6.8 |
| 31 | 15.2 | 14.0 | 11.5 | 11.4 | 16.2 | 10.0 | 9.7 | 12.1 | 6.1 | 7.1 | 6.7 | 7.9 | 7.6 |
| Pro. Mit. | 15.8 | 14.8 | 12.2 | 13.1 | 16.0 | 10.9 | 12.4 | 11.5 | 9.1 | 10.5 | 10.0 | 11.2 | 10.5 |

## HUMEDAD ABSOLUTA
Absolute Feuchtigkeit

## ABRIL 1912

**Promedio diario** (7a+2p / 3)
Tägl. Mitt.

| | | | | | | | | | | | | | |
|---|---|---|---|---|---|---|---|---|---|---|---|---|---|
| 1 | 15.2 | 14.0 | 10.6 | 11.4 | 15.5 | 9.3 | 10.1 | 8.1 | 5.5 | 9.4 | 7.6 | 9.8 | 11.5 |
| 2 | 13.1 | 13.9 | 11.3 | 11.4 | 15.7 | 9.2 | 10.6 | 11.5 | 8.4 | 10.6 | 9.7 | 10.2 | 10.0 |
| 3 | 13.2 | 12.4 | 10.8 | 11.7 | 17.2 | 8.9 | 11.0 | 8.6 | 7.2 | 10.0 | 8.8 | 10.9 | 10.2 |
| 4 | 12.6 | 13.8 | 10.7 | 11.9 | 17.7 | 10.2 | 10.8 | 9.2 | 7.2 | 8.9 | 9.4 | 9.4 | 9.3 |
| 5 | 13.3 | 13.0 | 9.7 | 12.1 | 17.6 | 10.0 | 10.4 | 7.0 | 7.4 | 9.5 | 8.4 | 9.7 | 9.1 |
| 6 | 12.4 | 13.3 | 9.9 | 12.2 | 18.1 | 10.1 | 10.6 | 9.5 | 8.3 | 8.9 | 8.0 | 9.0 | 8.3 |
| 7 | 12.6 | 13.2 | 9.1 | 12.4 | 17.3 | 10.5 | 10.1 | 9.6 | 8.5 | 7.6 | 9.2 | 8.9 | 8.2 |
| 8 | 12.0 | 12.6 | 10.0 | 12.0 | 16.9 | 9.4 | 9.7 | 9.4 | 7.2 | 7.1 | 7.2 | 7.6 | 6.6 |
| 9 | 12.6 | 13.7 | 9.1 | 11.8 | 17.1 | 9.9 | 9.7 | 8.6 | 6.7 | 8.2 | 7.2 | 8.1 | 6.2 |
| 10 | 12.8 | 13.6 | 9.9 | 11.4 | 12.0 | 9.5 | 9.2 | 7.9 | 8.5 | 9.2 | 7.7 | 9.0 | 8.5 |
| 11 | 12.8 | 13.5 | 10.0 | 11.4 | 11.0 | 9.1 | 9.8 | 9.4 | 6.8 | 8.9 | 8.1 | 9.9 | 8.7 |
| 12 | 12.6 | 12.5 | 9.0 | 11.6 | 11.2 | 9.6 | 10.2 | 10.1 | 6.7 | 8.9 | 8.3 | 9.0 | 9.2 |
| 13 | 12.9 | 12.9 | 9.6 | 11.1 | 12.2 | 9.2 | 10.6 | 10.1 | 7.0 | 9.3 | 8.1 | 8.2 | 7.3 |
| 14 | 13.2 | 13.6 | 9.5 | 11.5 | 13.0 | 9.9 | 10.6 | 9.4 | 6.7 | 10.1 | 8.6 | 9.4 | 9.1 |
| 15 | 12.5 | 13.6 | 9.3 | 11.7 | 16.1 | 9.9 | 10.7 | 10.9 | 8.6 | 10.5 | 9.4 | 9.9 | 11.2 |
| 16 | 12.4 | 13.0 | 8.2 | 12.3 | 15.2 | 9.9 | 11.5 | 11.3 | 8.6 | 10.3 | 10.4 | 11.1 | 10.2 |
| 17 | 12.6 | 12.9 | 8.7 | 12.3 | 15.0 | 10.4 | 11.6 | 10.4 | 8.7 | 10.4 | 9.6 | 11.5 | 10.2 |
| 18 | 12.5 | 13.3 | 8.7 | 12.1 | 18.2 | 9.5 | 11.3 | 12.4 | 9.2 | 10.0 | 9.6 | 11.7 | 11.3 |
| 19 | 13.2 | 13.1 | 9.7 | 12.4 | 14.9 | 10.6 | 11.0 | 10.9 | 9.4 | 10.6 | 10.1 | 11.8 | 11.2 |
| 20 | 12.9 | 12.8 | 9.3 | 12.0 | 11.9 | 10.4 | 11.9 | 13.0 | 9.4 | 11.8 | 10.1 | 12.7 | 13.2 |
| 21 | 11.9 | 12.5 | 8.6 | 12.6 | 10.0 | 10.2 | 11.5 | 12.4 | 9.3 | 10.5 | 9.5 | 12.1 | 10.7 |
| 22 | 11.4 | 12.9 | 8.5 | 12.2 | 10.7 | 9.3 | 11.7 | 12.9 | 9.0 | 11.5 | 10.0 | 11.7 | 10.9 |
| 23 | 12.9 | 13.6 | 8.6 | 12.2 | 12.8 | 10.0 | 11.2 | 11.2 | 9.6 | 11.0 | 10.3 | 11.0 | 10.2 |
| 24 | 12.7 | 13.8 | 8.2 | 12.4 | 12.1 | 10.1 | 11.7 | 10.2 | 8.9 | 10.7 | 10.0 | 10.6 | 9.7 |
| 25 | 12.4 | 12.5 | 8.0 | 12.1 | 14.1 | 9.7 | 11.6 | 11.9 | 9.3 | 11.4 | 9.6 | 11.2 | 12.0 |
| 26 | 12.6 | 13.5 | 8.5 | 12.4 | 15.5 | 9.8 | 10.9 | 12.7 | 9.4 | 12.5 | 10.8 | 11.8 | 11.1 |
| 27 | 12.4 | 13.3 | 7.3 | 12.8 | 16.2 | 10.5 | 12.1 | 13.0 | 9.5 | 12.1 | 10.1 | 10.7 | 9.8 |
| 28 | 12.6 | 12.4 | 7.5 | 12.0 | 14.4 | 10.3 | 11.4 | 10.0 | 8.2 | 11.0 | 9.0 | 10.9 | 9.5 |
| 29 | 10.9 | 12.8 | 8.4 | 11.7 | 16.7 | 9.1 | 10.0 | 11.6 | 6.9 | 7.1 | 7.0 | 9.2 | 7.2 |
| 30 | 10.9 | 13.1 | 8.1 | 11.6 | 18.2 | 9.1 | 10.0 | 11.2 | 6.1 | 7.6 | 6.7 | 8.7 | 7.0 |
| Pro. Mit. | 12.6 | 13.2 | 9.2 | 12.0 | 14.8 | 9.8 | 10.8 | 10.5 | 8.1 | 9.9 | 8.9 | 10.2 | 9.6 |

**MEDAD ABSOLUTA**
Absolute Feuchtigkeit

**MARZO 1912**

**Promedio diario** Tägl. Mitt. $\left(\frac{7a+2p+9p}{3}\right)$

| Punta Tumbes | Concepción | Contulmo | Mocha W | Valdivia | Puerto Varas | Puerto Montt | Punta Corona | Huafo | Evangelistas | Dungenes | Punta Arenas | San Isidro |
|---|---|---|---|---|---|---|---|---|---|---|---|---|
| 11.9 | 8.7 | 10.8 | 10.1 | 9.3 | 9.6 | 9.9 | 11.4 | 10.8 | 8.6 | 8.8 | 6.3 | 6.5 |
| 11.2 | 11.4 | 10.4 | 10.2 | 9.4 | 10.9 | 10.7 | 11.3 | 9.6 | 8.0 | 9.6 | 6.9 | 7.5 |
| 11.8 | 11.1 | 11.4 | 10.3 | 9.9 | 11.0 | 10.9 | 10.6 | 10.0 | 7.5 | 8.1 | 4.8 | 5.4 |
| 10.4 | 11.1 | 10.7 | 8.7 | 9.7 | 10.8 | 9.9 | 9.8 | 9.8 | 7.6 | 7.9 | 5.4 | 5.5 |
| 9.8 | 10.7 | 9.9 | 10.9 | 9.7 | 11.0 | 11.4 | 10.4 | 9.8 | 7.8 | 10.0 | 7.1 | 6.5 |
| 10.4 | 10.2 | 10.2 | 10.5 | 10.0 | 11.2 | 11.2 | 10.5 | 10.4 | 5.9 | 7.5 | 4.4 | 4.6 |
| 10.6 | 10.1 | 11.4 | 11.0 | 9.7 | 8.5 | 7.8 | 6.8 | 5.9 | 6.2 | 7.5 | 4.6 | 4.9 |
| 11.5 | 10.2 | 10.5 | 8.8 | 8.8 | 9.5 | 8.8 | 8.2 | 7.1 | 7.3 | 7.7 | 6.0 | 6.3 |
| 11.2 | 11.0 | 9.6 | 11.1 | 7.8 | 9.5 | 9.0 | 8.8 | 8.8 | 8.1 | 7.8 | 6.0 | 6.3 |
| 12.2 | 11.5 | 11.0 | 10.3 | 7.2 | 8.5 | 10.0 | 10.0 | 8.2 | 7.0 | 6.5 | 4.8 | 5.2 |
| 12.7 | 11.5 | 12.2 | 11.2 | 9.3 | 9.3 | 9.0 | 9.0 | 8.5 | 7.7 | 8.6 | 6.1 | 5.8 |
| 12.4 | 11.5 | 12.5 | 11.4 | 10.8 | 11.0 | 9.7 | 9.3 | 9.2 | 7.6 | 8.4 | 5.9 | 6.6 |
| 12.6 | 13.1 | 13.3 | 11.9 | 11.0 | 9.9 | 10.0 | 9.3 | 8.9 | 7.8 | 7.4 | 5.9 | 6.6 |
| 12.2 | 12.3 | 11.4 | 11.0 | 9.0 | 10.3 | 9.6 | 9.0 | 7.8 | 8.3 | 9.5 | 6.9 | 7.0 |
| 12.1 | 9.3 | 9.5 | 10.2 | 9.3 | 9.5 | 9.4 | 8.8 | 9.0 | 9.3 | 9.2 | 7.0 | 6.4 |
| 12.5 | 11.1 | 10.7 | 10.3 | 10.7 | 11.0 | 10.3 | 10.9 | 10.7 | 8.3 | 8.8 | 7.7 | 7.1 |
| 11.7 | 11.4 | 11.0 | 10.9 | 10.4 | 11.6 | 11.4 | 10.7 | 10.6 | 8.1 | 8.4 | 6.9 | 7.3 |
| 11.5 | 11.4 | 10.9 | 10.7 | 10.7 | 11.0 | 11.0 | 10.4 | 9.3 | 8.9 | 8.3 | 6.2 | 6.7 |
| 11.5 | 11.9 | 12.0 | 11.1 | 10.9 | 11.2 | 10.6 | 10.2 | 9.1 | 9.1 | 9.0 | 8.0 | 7.8 |
| 12.4 | 11.3 | 11.4 | 10.7 | 11.0 | 12.5 | 11.3 | 10.6 | 9.3 | 9.1 | 8.6 | 7.3 | 7.5 |
| 12.2 | 10.6 | 10.1 | 11.0 | 9.7 | 11.5 | 10.9 | 10.0 | 8.7 | 7.3 | 8.5 | 5.1 | 7.6 |
| 12.1 | 10.0 | 9.1 | 9.0 | 8.1 | 8.7 | 8.8 | 8.6 | 9.5 | 6.9 | 7.2 | 5.1 | 7.0 |
| 13.5 | 11.0 | 9.3 | 10.0 | 9.1 | 8.9 | 9.1 | 8.1 | 7.5 | 6.8 | 7.6 | 4.6 | 6.5 |
| 10.0 | 7.7 | 8.0 | 9.2 | 8.1 | 9.0 | 7.9 | 9.1 | 8.1 | 6.3 | 6.7 | 5.4 | 6.6 |
| 10.1 | 9.5 | 8.2 | 8.9 | 8.0 | 8.4 | 7.6 | 6.9 | 6.6 | 5.4 | 5.9 | 4.1 | 6.8 |
| 9.0 | 7.9 | 8.1 | 7.3 | 6.8 | 8.1 | 6.9 | 7.7 | 7.8 | 7.2 | 6.3 | 5.5 | 6.7 |
| 10.1 | 8.6 | 8.6 | 9.6 | 8.1 | 8.6 | 7.8 | 7.7 | 5.7 | 4.8 | 6.3 | 4.8 | 6.2 |
| 9.7 | 8.8 | 8.0 | 7.8 | 6.9 | 7.7 | 7.0 | 6.5 | 6.3 | 5.6 | 6.8 | 4.0 | 5.9 |
| 8.5 | 6.8 | 6.3 | 8.0 | 7.2 | 7.8 | 7.7 | 6.9 | 5.9 | 7.1 | 7.2 | 5.1 | 6.1 |
| 8.3 | 6.9 | 7.1 | 7.1 | 6.7 | 7.0 | 7.0 | 8.2 | 8.3 | 8.9 | 8.3 | 6.4 | 6.7 |
| 9.8 | 8.8 | 10.2 | 10.2 | 9.1 | 9.1 | 8.8 | 10.0 | 7.3 | 5.0 | 6.2 | 5.1 | 6.1 |
| 11.1 | 10.2 | 10.1 | 10.0 | 9.1 | 9.8 | 9.4 | 9.2 | 8.5 | 7.4 | 7.9 | 5.8 | 6.4 |

**MEDAD ABSOLUTA**
Absolute Feuchtigkeit

**ABRIL 1912**

**Promedio diario** Tägl. Mitt. $\left(\frac{7a+2p+9p}{3}\right)$

| | | | | | | | | | | | | |
|---|---|---|---|---|---|---|---|---|---|---|---|---|
| 10.6 | 10.2 | 9.5 | 7.8 | 6.3 | 6.4 | 6.3 | 6.9 | 6.2 | 7.0 | 7.0 | 5.0 | 5.1 |
| 8.7 | 8.6 | 7.8 | 8.3 | 6.9 | 7.3 | 7.5 | 7.6 | 7.2 | 7.8 | 6.3 | 6.1 | 6.0 |
| 9.7 | 9.1 | 7.4 | 9.5 | 6.5 | 7.3 | 7.7 | 7.4 | 7.3 | 8.1 | 8.0 | 6.2 | 6.6 |
| 8.9 | 7.5 | 7.4 | 9.8 | 6.3 | 7.2 | 7.9 | 7.7 | 7.4 | 8.3 | 8.0 | 6.6 | 6.5 |
| 9.0 | 7.9 | 7.9 | 7.6 | 6.5 | 7.6 | 7.2 | 8.4 | 7.7 | 8.3 | 7.8 | 6.3 | 5.2 |
| 9.0 | 8.2 | 7.3 | 8.0 | 6.8 | 7.5 | 7.3 | 7.9 | 8.7 | 6.1 | 6.7 | 4.9 | 4.4 |
| 9.3 | 6.9 | 7.5 | 8.5 | 6.3 | 7.7 | 6.9 | 7.4 | 5.6 | 5.3 | 5.8 | 3.9 | 3.8 |
| 7.9 | 2.7 | 5.1 | 6.4 | 5.5 | 6.3 | 6.4 | 7.3 | 5.2 | 7.8 | 6.8 | 5.5 | 5.4 |
| 9.3 | 5.9 | 5.5 | 8.9 | 6.3 | 7.4 | 7.2 | 7.4 | 7.2 | 8.6 | 7.9 | 7.4 | 7.9 |
| 10.9 | 9.3 | 7.8 | 9.3 | 7.7 | 8.7 | 8.4 | 8.2 | 8.1 | 9.1 | 9.8 | 8.5 | 8.4 |
| 9.6 | 9.7 | 8.9 | 7.6 | 7.8 | 8.7 | 7.7 | 9.5 | 8.4 | 7.4 | 7.7 | 6.1 | 8.4 |
| 8.9 | 8.2 | 8.4 | 8.0 | 8.0 | 9.2 | 8.4 | 8.6 | 8.6 | 5.6 | 6.3 | 4.7 | 6.8 |
| 9.2 | 8.0 | 8.3 | 8.3 | 8.7 | 8.9 | 8.9 | 8.4 | 8.5 | 7.2 | 5.9 | 5.6 | 7.8 |
| 9.5 | 9.2 | 9.5 | 9.0 | 8.4 | 8.7 | 8.4 | 8.7 | 6.5 | 6.5 | 7.4 | 5.8 | 6.9 |
| 10.7 | 9.9 | 9.5 | 7.8 | 7.8 | 8.4 | 7.6 | 9.0 | 4.9 | 6.5 | 7.3 | 5.9 | 7.2 |
| 10.5 | 10.4 | 10.2 | 10.4 | 9.2 | 9.4 | 8.0 | 8.6 | 8.3 | 6.2 | 7.4 | 4.5 | 6.8 |
| 11.6 | 11.5 | 10.8 | 9.5 | 9.0 | 9.6 | 9.5 | 9.3 | 7.5 | 6.2 | 6.1 | 5.0 | 5.7 |
| 11.3 | 11.9 | 11.6 | 10.6 | 11.4 | 11.9 | 11.0 | 10.4 | 9.5 | 6.0 | 6.7 | 4.4 | 5.7 |
| 10.9 | 11.6 | 11.5 | 10.3 | 11.4 | 11.7 | 11.8 | 10.1 | 9.9 | 6.7 | 7.1 | 5.7 | 5.9 |
| 11.1 | 12.2 | 11.8 | 11.8 | 11.5 | 11.1 | 11.0 | 10.2 | 9.5 | 8.4 | 7.3 | 6.5 | 6.8 |
| 11.7 | 12.0 | 11.5 | 10.0 | 11.2 | 11.6 | 10.8 | 10.4 | 10.1 | 7.5 | 6.7 | 5.9 | 6.0 |
| 10.2 | 11.1 | 11.1 | 10.6 | 10.3 | 10.9 | 10.5 | 10.6 | 9.7 | 7.3 | 6.4 | 5.6 | 6.0 |
| 11.1 | 11.1 | 10.7 | 10.5 | 11.3 | 11.3 | 10.7 | 10.2 | 9.8 | 7.7 | 7.7 | 7.7 | 7.1 |
| 11.5 | 11.8 | 11.8 | 10.5 | 11.7 | 11.3 | 11.3 | 8.7 | 8.8 | 6.8 | 7.1 | 6.1 | 6.6 |
| 11.6 | 12.1 | 11.3 | 11.6 | 11.8 | 10.9 | 11.4 | 9.5 | 10.2 | 6.6 | 7.1 | 6.5 | 6.9 |
| 11.3 | 11.8 | 10.1 | 11.0 | 9.5 | 10.0 | 9.5 | 9.6 | 9.7 | 8.7 | 7.9 | 7.8 | 7.6 |
| 11.3 | 10.6 | 9.1 | 10.2 | 9.1 | 9.9 | 9.2 | 9.3 | 8.4 | 8.1 | 7.6 | 7.6 | 7.6 |
| 9.7 | 9.7 | 7.3 | 8.0 | 7.3 | 7.7 | 6.9 | 7.6 | 6.7 | 6.5 | 7.5 | 7.2 | 6.4 |
| 8.8 | 8.4 | 6.4 | 7.7 | 7.3 | 7.9 | 7.5 | 7.5 | 7.6 | 5.7 | 6.2 | 4.8 | 5.2 |
| 9.0 | 8.2 | 8.5 | 9.6 | 8.9 | 8.4 | 7.9 | 7.2 | 5.3 | 5.3 | 5.7 | 3.8 | 5.4 |
| 10.1 | 9.5 | 9.1 | 9.3 | 8.6 | 9.0 | 8.7 | 8.6 | 7.9 | 7.1 | 7.1 | 5.9 | 6.4 |

## HUMEDAD ABSOLUTA
Absolute Feuchtigkeit

## MAYO 1912

Promedio diario (7a+2p+3) / Tägl. Mitt.

| Dia / Tag | Arica | Iquique | Antofagasta | Caldera | Pascua | Copiapó | Coquimbo | Ovalle | Los Andes | Valparaiso | Santiago | San Fernando | Talca |
|---|---|---|---|---|---|---|---|---|---|---|---|---|---|
| 1 | 11.5 | 12.0 | 11.6 | 11.1 | 18.5 | 8.9 | 10.7 | 13.5 | 5.7 | 8.9 | 6.6 | 11.2 | 10.1 |
| 2 | 11.1 | 11.6 | 12.2 | 11.5 | 17.7 | 9.4 | 10.5 | 13.0 | 5.3 | 9.2 | 7.0 | 10.3 | 9.5 |
| 3 | 11.2 | 12.1 | 12.1 | 11.3 | 17.2 | 9.1 | 10.2 | 11.5 | 7.9 | 10.0 | 8.6 | 11.3 | 10.6 |
| 4 | 11.3 | 12.5 | 11.7 | 10.7 | 14.7 | 9.4 | 10.3 | 10.8 | 7.4 | 10.8 | 9.3 | 10.1 | 9.7 |
| 5 | 11.6 | 11.8 | 12.1 | 11.1 | 19.4 | 8.0 | 10.8 | 12.5 | 6.5 | 10.7 | 8.2 | 10.6 | 8.8 |
| 6 | 10.7 | 12.4 | 12.2 | 10.9 | | 7.5 | 10.2 | 10.8 | 5.9 | 10.1 | 8.7 | 11.0 | 8.8 |
| 7 | 11.2 | 11.4 | 12.7 | 10.5 | | 8.5 | 10.5 | 10.9 | 6.9 | 10.5 | 8.3 | 10.0 | 9.6 |
| 8 | 10.5 | 12.9 | 12.2 | 10.5 | | 8.9 | 11.1 | 12.4 | 8.5 | 10.1 | 9.2 | 9.3 | 8.1 |
| 9 | 11.1 | 12.9 | 11.9 | 10.7 | | 8.8 | 10.9 | 10.3 | 8.5 | 8.8 | 8.6 | 9.5 | 8.2 |
| 10 | 11.2 | 12.7 | 11.8 | 10.7 | | 8.9 | 10.5 | 12.9 | 7.4 | 8.3 | 8.5 | 8.1 | 6.6 |
| 11 | 10.9 | 13.3 | 11.2 | 10.0 | | 8.3 | 10.6 | 13.2 | 8.0 | 8.2 | 8.2 | 9.5 | 7.3 |
| 12 | 10.8 | 12.1 | 11.2 | 10.2 | | 9.4 | 10.0 | 12.8 | 5.6 | 8.5 | 7.6 | 9.2 | 6.9 |
| 13 | 11.9 | 12.9 | 10.7 | 10.7 | 12.8 | 8.9 | 10.5 | 10.1 | 7.0 | 9.9 | 8.3 | 9.3 | 8.9 |
| 14 | 11.8 | 12.6 | 11.5 | 10.5 | 14.1 | 7.6 | 10.3 | 13.3 | 7.3 | 8.8 | 8.3 | 11.0 | 8.7 |
| 15 | 11.8 | 12.7 | 11.1 | 10.9 | 13.2 | 8.9 | 9.4 | 11.4 | 7.5 | 8.7 | 7.8 | 9.5 | 9.4 |
| 16 | 11.5 | 12.1 | 10.5 | 11.0 | 14.2 | 8.5 | 9.3 | 10.1 | 5.8 | 8.7 | 7.0 | 7.9 | 7.8 |
| 17 | 10.5 | 12.5 | 10.5 | 9.9 | 16.3 | 8.0 | 7.9 | 9.1 | 5.6 | 7.0 | 6.2 | 6.2 | 6.7 |
| 18 | 10.5 | 11.3 | 10.3 | 8.6 | 15.1 | 7.3 | 8.1 | 9.2 | 4.2 | 6.7 | 5.1 | 5.8 | 5.8 |
| 19 | 9.7 | 11.4 | 10.7 | 8.8 | 16.1 | 6.0 | 8.7 | 9.6 | 4.6 | 7.4 | 6.0 | 6.2 | 6.8 |
| 20 | 9.7 | 10.7 | 11.3 | 8.8 | 15.3 | 7.2 | 9.6 | 7.6 | 6.9 | 9.4 | 7.8 | 8.6 | 8.2 |
| 21 | 8.6 | 11.1 | 9.8 | 8.9 | 15.9 | 6.9 | 9.2 | 8.0 | 5.7 | 8.5 | 7.0 | 8.5 | 6.9 |
| 22 | 9.4 | 12.4 | 9.3 | 9.3 | 15.4 | 7.4 | 9.5 | 7.9 | 6.1 | 9.0 | 7.3 | 7.8 | 7.7 |
| 23 | 9.6 | 12.3 | 9.6 | 9.6 | 16.0 | 8.2 | 9.7 | 7.2 | 7.2 | 6.6 | 6.2 | 6.8 | 6.1 |
| 24 | 11.1 | 11.2 | 9.2 | 9.3 | 16.1 | 8.2 | 8.7 | 7.4 | 4.8 | 5.8 | 5.4 | 5.7 | 5.4 |
| 25 | 9.1 | 11.0 | 8.7 | 9.9 | 15.2 | 5.9 | 9.4 | 9.4 | 5.7 | 5.3 | 4.9 | 5.3 | 5.4 |
| 26 | 9.7 | 11.5 | 8.9 | 9.9 | 12.8 | 7.6 | 10.1 | 11.4 | 5.5 | 7.3 | 5.7 | 6.0 | 5.7 |
| 27 | 9.2 | 11.4 | 8.6 | 9.4 | 9.6 | 8.4 | 9.2 | 8.2 | 6.1 | 8.7 | 6.6 | 6.8 | 7.2 |
| 28 | 9.8 | 11.6 | 8.7 | 9.4 | 9.8 | 7.2 | 8.7 | 8.9 | 6.0 | 8.5 | 7.2 | 7.6 | 7.1 |
| 29 | 9.9 | 11.0 | 9.3 | 8.9 | 10.5 | 7.0 | 8.7 | 7.8 | 5.6 | 8.9 | 7.4 | 7.4 | 7.4 |
| 30 | 10.3 | 11.1 | 9.2 | 9.9 | 13.5 | 7.9 | 9.0 | 8.8 | 7.3 | 8.6 | 7.6 | 8.6 | 9.1 |
| 31 | 10.6 | 11.7 | 8.7 | 9.6 | 15.7 | 8.4 | 10.2 | 8.5 | 7.2 | 10.0 | 7.9 | 8.4 | 9.3 |
| Pro. Mit. | 10.6 | 11.9 | 10.6 | 10.1 | 14.8 | 8.1 | 9.8 | 10.3 | 6.4 | 8.6 | 7.4 | 8.5 | 7.8 |

## HUMEDAD ABSOLUTA
Absolute Feuchtigkeit

## JUNIO 1912

Promedio diario (7a+2p+3) / Tägl. Mitt.

| | | | | | | | | | | | | | |
|---|---|---|---|---|---|---|---|---|---|---|---|---|---|
| 1 | 10.9 | 11.1 | 9.9 | 9.9 | 13.5 | 7.5 | 9.7 | 10.7 | 5.0 | 9.0 | 6.4 | 8.1 | 8.6 |
| 2 | 10.6 | 11.6 | 10.0 | 10.5 | 10.1 | 8.1 | 9.5 | 10.0 | 6.5 | 9.5 | 6.9 | 7.8 | 8.4 |
| 3 | 10.2 | 11.3 | 10.0 | 10.4 | 11.2 | 8.0 | 9.1 | 8.4 | 6.6 | 8.6 | 8.0 | 8.2 | 8.4 |
| 4 | 10.3 | 11.0 | 10.0 | 9.5 | 14.4 | 7.5 | 9.1 | 8.1 | 7.2 | 8.4 | 7.8 | 8.9 | 9.2 |
| 5 | 10.4 | 10.7 | 9.9 | 10.2 | 13.7 | 7.1 | 9.7 | 9.9 | 6.3 | 9.0 | 7.2 | 8.4 | 8.5 |
| 6 | 10.5 | 11.0 | 10.4 | 10.2 | 11.3 | 8.6 | 10.1 | 11.0 | 6.2 | 8.5 | 7.6 | 7.4 | 7.6 |
| 7 | 10.6 | 10.5 | 10.0 | 9.6 | 11.1 | 8.5 | 10.6 | 8.2 | 7.6 | 9.9 | 8.2 | 8.2 | 8.1 |
| 8 | 10.6 | 10.9 | 9.9 | 9.9 | 10.8 | 8.3 | 10.4 | 9.1 | 9.7 | 9.6 | 10.1 | 10.5 | 10.3 |
| 9 | 10.4 | 11.5 | 9.4 | 9.9 | 9.4 | 7.7 | 9.8 | 9.4 | 8.5 | 11.4 | 8.6 | 9.4 | 8.6 |
| 10 | 9.7 | 11.7 | 9.2 | 9.9 | 10.0 | 8.9 | 10.4 | 10.0 | 5.8 | 8.8 | 7.1 | 7.3 | 7.2 |
| 11 | 10.4 | 12.4 | 9.3 | 9.4 | 9.1 | 7.2 | 10.0 | 9.0 | 4.2 | 8.1 | 6.4 | 6.5 | 6.1 |
| 12 | 10.2 | 13.0 | 9.5 | 9.5 | 12.3 | 6.8 | 9.5 | 10.5 | 5.3 | 7.6 | 6.1 | 6.9 | 6.7 |
| 13 | 10.0 | 11.8 | 9.0 | 9.5 | 12.4 | 6.3 | 9.5 | 9.9 | 6.3 | 9.0 | 7.0 | 7.9 | 8.6 |
| 14 | 9.9 | 11.5 | 9.2 | 10.1 | 11.1 | 6.2 | 10.1 | 8.9 | 5.9 | 7.8 | 7.8 | 7.4 | 7.6 |
| 15 | 9.6 | 10.9 | 9.1 | 9.8 | 13.0 | 6.3 | 9.5 | 7.8 | 5.3 | 7.1 | 7.2 | 6.0 | 6.0 |
| 16 | 9.7 | 10.7 | 8.9 | 9.5 | 13.3 | 5.3 | 9.5 | 9.6 | 5.7 | 6.6 | 7.2 | 6.3 | 7.0 |
| 17 | 9.3 | 11.2 | 8.8 | 9.5 | 12.4 | 7.0 | 9.2 | 9.0 | 5.6 | 8.0 | 6.6 | 7.4 | 7.9 |
| 18 | 9.9 | 10.7 | 9.0 | 9.5 | 14.6 | 7.4 | 8.8 | 8.2 | 5.2 | 8.8 | 7.7 | 7.3 | 8.2 |
| 19 | 10.0 | 10.4 | 9.1 | 10.3 | 15.7 | 7.2 | 8.1 | 9.0 | 6.0 | 9.2 | 7.5 | 8.4 | 8.1 |
| 20 | 10.1 | 11.0 | 9.0 | 9.9 | 10.2 | 7.5 | 8.6 | 8.1 | 6.7 | 9.5 | 7.7 | 8.0 | 7.6 |
| 21 | 9.0 | 10.5 | 8.9 | 9.5 | 8.7 | 5.0 | 9.2 | 8.0 | 5.6 | 8.2 | 7.5 | 7.0 | 7.8 |
| 22 | 9.8 | 10.0 | 9.1 | 9.6 | 9.8 | 6.6 | 8.9 | 8.5 | 5.7 | 7.6 | 6.7 | 7.5 | 8.2 |
| 23 | 9.7 | 10.3 | 9.0 | 9.7 | 11.7 | 6.6 | 8.8 | 8.1 | 5.7 | 9.1 | 6.7 | 7.9 | 7.9 |
| 24 | 9.6 | 10.8 | 8.6 | 8.7 | 14.0 | 5.3 | 9.4 | 9.5 | 6.4 | 8.5 | 7.2 | 8.8 | 6.7 |
| 25 | 9.3 | 11.1 | 8.9 | 9.7 | 14.4 | 6.4 | 9.0 | 8.8 | 6.3 | 8.2 | 6.8 | 7.0 | 7.8 |
| 26 | 9.5 | 10.3 | 9.0 | 9.7 | 14.7 | 5.8 | 9.4 | 8.6 | 5.3 | 7.3 | 6.7 | 7.4 | 6.5 |
| 27 | 10.1 | 9.9 | 8.7 | 9.9 | 13.6 | 6.6 | 9.2 | 7.8 | 6.2 | 5.5 | 6.1 | 6.3 | 5.4 |
| 28 | 8.8 | 10.0 | 8.9 | 9.5 | 12.8 | 7.2 | 7.0 | 6.9 | 4.9 | 5.2 | 4.8 | 5.5 | 4.9 |
| 29 | 8.8 | 9.8 | 9.0 | 7.6 | 12.8 | 6.4 | 6.8 | 6.3 | 4.4 | 4.4 | 4.5 | 5.5 | 5.2 |
| 30 | 9.1 | 9.8 | 9.3 | 7.7 | 14.8 | 4.8 | 6.1 | 6.2 | 3.9 | 5.2 | 4.6 | 4.3 | 4.3 |
| Pro. Mit. | 9.9 | 10.9 | 9.3 | 9.6 | 12.3 | 6.9 | 9.1 | 8.8 | 6.0 | 8.1 | 7.0 | 7.5 | 7.4 |

**MEDAD ABSOLUTA** — **MAYO 1912** — **Promedio diario** $\left(\frac{7a+2p+9p}{3}\right)$
Absolute Feuchtigkeit — Tägl. Mitt.

| Punta Tumbes | Concepción | Contulmo | Mocha W | Valdivia | Los Riscos | Puerto Montt | Punta Corona | Huafo | Evangelistas | Dungenes | Punta Arenas | San Isidro |
|---|---|---|---|---|---|---|---|---|---|---|---|---|
| 10.5 | 10.5 | 10.1 | 8.4 | 7.2 | 7.4 | 6.8 | 7.1 | 5.9 | 6.0 | 7.3 | 4.9 | 4.8 |
| 10.8 | 10.4 | 10.8 | 10.6 | 10.3 | 10.4 | 10.1 | 10.3 | 9.9 | 5.4 | 6.5 | 4.9 | 5.0 |
| 11.2 | 11.1 | 9.7 | 9.4 | 8.3 | 8.7 | 8.6 | 7.9 | 7.0 | 5.3 | 5.4 | 3.9 | 3.3 |
| 10.3 | 9.4 | 8.5 | 9.0 | 7.6 | 6.9 | 7.3 | 8.2 | 7.9 | 5.3 | 5.8 | 4.6 | 4.6 |
| 10.6 | 9.7 | 7.6 | 8.5 | 6.6 | 7.8 | 6.9 | 8.6 | 8.6 | 4.6 | 5.5 | 3.8 | 4.2 |
| 10.5 | 10.1 | 9.4 | 10.5 | 9.6 | 9.4 | 8.6 | 8.8 | 7.8 | 4.6 | 4.7 | 3.5 | 3.4 |
| 10.5 | 9.2 | 8.7 | 8.7 | 7.3 | 6.3 | 7.1 | 8.0 | 4.8 | 5.0 | 5.7 | 4.1 | 3.0 |
| 10.4 | 9.0 | 7.6 | 8.0 | 7.8 | 7.7 | 7.5 | 8.4 | 7.1 | 5.3 | 6.1 | 4.3 | 4.3 |
| 9.2 | 7.8 | 6.3 | 7.6 | 7.5 | 7.4 | 7.9 | 7.8 | 6.8 | 6.5 | 5.9 | 4.9 | 5.1 |
| 8.2 | 6.8 | 6.4 | 8.1 | 7.9 | 8.6 | 8.1 | 8.2 | 7.0 | 5.6 | 5.6 | 4.8 | 4.6 |
| 9.3 | 8.3 | 8.5 | 9.9 | 7.8 | 7.8 | 7.4 | 7.5 | 7.1 | 6.3 | 5.9 | 4.6 | 4.9 |
| 8.8 | 7.6 | 7.2 | 7.7 | 7.5 | 8.2 | 7.6 | 8.7 | 8.6 | 7.8 | 6.9 | 5.7 | 4.2 |
| 8.4 | 8.2 | 7.9 | 8.9 | 7.3 | 7.5 | | 8.5 | 8.4 | 8.2 | 7.1 | 6.1 | 6.9 |
| 10.2 | 9.5 | 8.4 | 8.4 | 8.7 | 9.1 | 8.6 | 9.5 | 9.8 | 6.6 | 6.3 | 5.1 | 6.2 |
| 10.6 | 9.6 | 9.2 | 8.4 | 7.7 | 8.0 | 7.4 | 7.3 | 6.4 | 6.4 | 6.1 | 6.0 | 6.3 |
| 7.8 | 7.1 | 7.1 | 6.8 | 6.9 | 6.4 | 6.0 | 6.1 | 5.5 | 5.5 | 5.1 | 4.5 | 4.6 |
| 6.5 | 6.1 | 5.5 | 7.4 | 5.4 | 5.3 | 5.5 | 6.0 | 5.5 | 6.0 | 4.8 | 3.9 | 3.3 |
| 6.6 | 6.4 | 5.7 | 6.3 | 5.8 | 7.3 | 6.0 | 7.0 | 6.9 | 6.4 | 5.7 | 4.4 | 4.9 |
| 8.8 | 7.7 | 6.9 | 8.1 | 6.7 | 7.3 | 7.2 | 7.2 | 6.4 | 6.4 | 5.7 | 4.5 | 5.2 |
| 9.3 | 8.3 | 7.2 | 7.4 | 6.7 | 7.2 | 6.9 | 7.9 | 7.4 | 6.0 | 5.6 | 4.5 | 4.7 |
| 8.5 | 7.6 | 6.9 | 7.9 | 7.1 | 7.9 | 7.5 | 7.9 | 6.7 | 5.2 | 5.1 | 3.4 | 4.3 |
| 8.6 | 8.4 | 7.3 | 6.9 | 6.3 | 7.1 | 6.4 | 5.9 | 4.5 | 5.2 | 4.5 | 3.5 | 3.6 |
| 6.8 | 5.6 | 6.1 | 6.1 | 5.6 | 5.4 | 5.3 | 5.5 | 4.2 | 5.7 | 5.4 | 4.5 | 4.8 |
| 6.1 | 5.8 | 5.2 | 6.4 | 5.4 | | 5.8 | 6.3 | 5.8 | 6.0 | 5.6 | 4.1 | 4.5 |
| 6.5 | 5.4 | 5.3 | 7.2 | 6.1 | | 6.8 | 7.9 | 8.7 | 6.4 | 5.2 | 4.6 | 4.9 |
| 9.1 | 6.0 | 6.8 | 9.2 | 8.4 | | 8.4 | 9.9 | 8.7 | 4.5 | 5.6 | 3.5 | 3.6 |
| 9.9 | 8.2 | 7.9 | 8.7 | 7.3 | | 7.7 | 7.8 | 7.6 | 4.5 | 5.4 | 3.4 | 3.7 |
| 10.8 | 7.2 | 6.7 | 6.7 | 6.9 | | 6.6 | 6.8 | 5.9 | 5.3 | 5.3 | 3.5 | 4.2 |
| 9.4 | 7.8 | 7.3 | 8.5 | 6.1 | | 6.0 | 7.3 | 5.8 | 5.3 | 4.8 | 4.3 | 4.1 |
| 10.7 | 9.8 | 9.4 | 9.9 | 9.4 | | 7.6 | 9.1 | 8.2 | 6.2 | 5.5 | 4.3 | 4.6 |
| 10.4 | 9.6 | 9.0 | 10.7 | 9.4 | | 8.7 | 9.2 | 8.8 | 7.7 | 5.9 | 4.4 | 2.0 |
| 9.2 | 8.2 | 7.6 | 8.3 | 7.3 | 7.6 | 7.3 | 7.8 | 7.1 | 5.8 | 5.7 | 4.4 | 4.6 |

**MEDAD ABSOLUTA** — **JUNIO 1912** — **Promedio diario** $\left(\frac{7a+2p+9p}{3}\right)$
Absolute Feuchtigkeit — Tägl. Mitt.

| | | | | | | | | | | | |
|---|---|---|---|---|---|---|---|---|---|---|---|
| 10.0 | 9.7 | 10.3 | 8.6 | 9.1 | 9.1 | 9.0 | 8.5 | 7.4 | 5.7 | 4.6 | 4.7 |
| 9.9 | 9.1 | 8.3 | 9.1 | 8.1 | 7.5 | 8.0 | 8.5 | 8.3 | 5.3 | 5.3 | 5.6 |
| 10.4 | 9.6 | 8.9 | 8.6 | 8.9 | 8.5 | 8.6 | 8.9 | 7.9 | 7.4 | 6.0 | 6.1 |
| 10.5 | 10.0 | 9.9 | 10.5 | 9.1 | 8.7 | 8.7 | 7.7 | 8.1 | 7.1 | 5.8 | 5.9 |
| 10.1 | 9.3 | 8.0 | 9.2 | 7.9 | 7.8 | 8.9 | 8.3 | 7.7 | 6.2 | 5.1 | 5.2 |
| 8.7 | 8.1 | 7.3 | 9.4 | 7.1 | 7.2 | 8.2 | 9.2 | 7.1 | 5.6 | 5.1 | 5.0 |
| 9.3 | 8.2 | 7.6 | 9.6 | 8.2 | 7.8 | 8.0 | 8.6 | 6.9 | 5.7 | 5.9 | 5.4 |
| 11.1 | 10.5 | 9.2 | 9.9 | 8.0 | 7.3 | 7.4 | 7.1 | 6.6 | 6.4 | 5.8 | 6.1 |
| 8.3 | 8.6 | 7.7 | 8.9 | 6.9 | 6.7 | 7.0 | 6.3 | 6.8 | 6.3 | 5.4 | 5.6 |
| 10.1 | 8.8 | 7.8 | 9.3 | 8.1 | 7.9 | 8.3 | 7.6 | 5.9 | 4.8 | 4.5 | 5.6 |
| 9.7 | 9.2 | 9.4 | 10.2 | 8.8 | 7.7 | 8.8 | 6.8 | 5.7 | 5.3 | 4.2 | 4.8 |
| 10.6 | 10.4 | 8.4 | 8.7 | 7.4 | 6.9 | 6.9 | 6.4 | 5.8 | 5.1 | 4.6 | 4.6 |
| 9.3 | 8.1 | 7.6 | 6.6 | 6.3 | 6.3 | 8.1 | 5.7 | 5.2 | 5.6 | 4.6 | 4.5 |
| 8.2 | 7.6 | 6.6 | 7.1 | 6.1 | 6.1 | 6.7 | 4.8 | 4.7 | 5.0 | 3.7 | 4.2 |
| 8.3 | 7.6 | 6.5 | 7.4 | 7.2 | 6.7 | 7.7 | 7.9 | 4.5 | 4.8 | 3.0 | 3.6 |
| 9.4 | 9.3 | 8.6 | 8.2 | 7.4 | 7.2 | 8.0 | 7.3 | 4.3 | 4.6 | 3.8 | 3.9 |
| 8.3 | 7.9 | 7.3 | 7.9 | 7.6 | 7.7 | 8.2 | 9.1 | 5.6 | 5.0 | 4.1 | 4.1 |
| 9.1 | 7.9 | 8.0 | 8.6 | 7.7 | 8.0 | 8.3 | 7.5 | 6.5 | 5.4 | 4.5 | 5.0 |
| 8.8 | 8.8 | 7.9 | 7.8 | 7.1 | 6.1 | 6.9 | 7.9 | 6.0 | 5.4 | 4.1 | 5.0 |
| 8.1 | 6.8 | 6.8 | 7.9 | 6.1 | 6.6 | 8.3 | 7.8 | 7.8 | 6.1 | 4.9 | 5.6 |
| 8.6 | 8.0 | 6.4 | 7.0 | 6.9 | 7.1 | 7.8 | 8.3 | 7.0 | 7.0 | 5.4 | 5.8 |
| 8.8 | 8.8 | 8.1 | 9.2 | 8.5 | 7.8 | 7.8 | 6.6 | 6.4 | 5.7 | 4.4 | 4.2 |
| 9.5 | 8.7 | 6.4 | 7.8 | 7.3 | 7.6 | 7.7 | 6.5 | 5.1 | 5.4 | 4.5 | 4.9 |
| 8.5 | 7.6 | 6.5 | 7.3 | 7.2 | 7.5 | 6.9 | 5.8 | 4.6 | 5.0 | 4.1 | 3.8 |
| 8.7 | 8.4 | 8.6 | 7.9 | 6.6 | 6.3 | 6.3 | 5.6 | 4.6 | 5.4 | 4.2 | 3.7 |
| 7.2 | 6.9 | 6.1 | 6.0 | 6.0 | 5.9 | 7.2 | 5.2 | 4.2 | 4.7 | 3.3 | 3.5 |
| 7.0 | 6.3 | 5.9 | 5.3 | 5.7 | 5.6 | 5.6 | 5.2 | 4.9 | 5.0 | 3.4 | 4.1 |
| 6.5 | 5.4 | 5.3 | 6.2 | 5.5 | 5.4 | 5.8 | 5.2 | 4.6 | 5.0 | 2.6 | 3.3 |
| 6.8 | 5.6 | 5.0 | 5.1 | 4.3 | 3.6 | 4.8 | 3.2 | 5.1 | 4.7 | 3.7 | 4.0 |
| 5.3 | 4.3 | 3.5 | 5.3 | 3.8 | 4.6 | 5.8 | 5.1 | 5.5 | 4.1 | 2.8 | 3.5 |
| 8.8 | 8.2 | 7.5 | 8.0 | 7.2 | 7.0 | 7.5 | 7.0 | 6.0 | 5.5 | 4.5 | 4.7 |

**HUMEDAD ABSOLUTA**
Absolute Feuchtigkeit

**JULIO 1912**

**Promedio diario** Tägl. Mitt. $\left(\frac{7a+2p+}{3}\right.$

| Dia / Tag | Arica | Iquique | Antofagasta | Caldera | Pascua | Copiapó | Coquimbo | Ovalle | Los Andes | Valparaíso | Santiago | San Fernando | Talca |
|---|---|---|---|---|---|---|---|---|---|---|---|---|---|
| 1 | 9.2 | 10.3 | 9.4 | 9.3 | 15.6 | 3.2 | 6.5 | 5.7 | 3.1 | 4.7 | 4.1 | 4.4 | 4.7 |
| 2 | 10.4 | 11.7 | 9.0 | 9.2 | 12.4 | 4.2 | 7.0 | 8.8 | 3.3 | 5.4 | 4.9 | 4.8 | 5.4 |
| 3 | 9.4 | 11.1 | 9.2 | 10.1 | 10.7 | 5.4 | 7.8 | 7.4 | 3.4 | 7.2 | 5.4 | 6.3 | 6.1 |
| 4 | 11.4 | 12.4 | 9.1 | 10.2 | 10.3 | 7.2 | 8.4 | 8.6 | 4.3 | 8.2 | 6.1 | 6.9 | 7.1 |
| 5 | 12.2 | 13.7 | 8.6 | 9.8 | 11.5 | 8.3 | 9.3 | 6.8 | 7.2 | 8.0 | 7.7 | 8.2 | 7.8 |
| 6 | 11.6 | 12.1 | 8.9 | 10.0 | 12.6 | 7.8 | 9.2 | 8.4 | 6.9 | 8.0 | 7.6 | 8.0 | 7.5 |
| 7 | 10.3 | 10.7 | 8.6 | 9.8 | 12.4 | | 8.5 | 9.2 | 4.0 | 7.4 | 6.1 | 6.6 | 6.2 |
| 8 | 11.1 | 11.0 | 8.6 | 9.1 | 11.1 | 6.5 | 8.2 | 7.5 | 3.3 | 7.9 | 5.9 | 6.8 | 5.9 |
| 9 | 9.1 | 10.1 | 8.4 | 8.9 | 10.7 | 6.9 | 7.9 | 7.8 | 3.9 | 7.8 | 6.3 | 6.9 | 7.3 |
| 10 | 9.4 | 10.0 | 8.3 | 8.7 | 11.3 | 6.7 | 8.0 | 7.0 | 4.7 | 7.4 | 6.5 | 7.1 | 7.6 |
| 11 | 9.9 | 10.2 | 8.4 | 9.0 | 10.5 | 5.5 | 8.0 | 6.4 | 5.4 | 6.9 | 5.9 | 6.0 | 5.8 |
| 12 | 9.7 | 9.8 | 8.4 | 8.9 | 10.2 | 7.0 | 7.6 | 5.8 | 4.2 | 6.6 | 5.8 | 5.8 | 5.8 |
| 13 | 8.9 | 9.7 | 8.5 | 8.5 | 12.9 | 6.5 | 7.5 | 5.8 | 4.0 | 6.3 | 5.4 | 5.1 | 5.4 |
| 14 | 9.6 | 9.8 | 8.4 | 8.5 | 15.8 | 7.1 | 7.4 | 6.0 | 5.2 | 5.3 | 5.4 | 5.0 | 5.0 |
| 15 | 10.2 | 9.2 | 8.4 | 8.6 | 12.5 | 6.5 | 6.9 | 6.0 | 4.3 | 5.4 | 4.9 | 4.9 | 4.9 |
| 16 | 9.2 | 9.1 | 8.6 | 9.4 | 10.7 | 5.3 | 7.3 | 5.7 | 3.4 | 6.0 | 5.1 | 5.2 | 4.8 |
| 17 | 8.6 | 10.0 | 8.6 | 8.0 | 9.8 | 5.2 | 7.0 | 6.6 | 3.7 | 7.3 | 5.2 | 5.8 | 5.8 |
| 18 | 8.2 | 10.4 | 8.5 | 8.0 | 9.9 | 4.9 | 7.7 | 7.4 | 3.5 | 7.4 | 5.7 | 6.1 | 7.2 |
| 19 | 8.5 | 10.4 | 8.3 | 8.3 | 10.1 | 4.8 | 7.7 | 7.1 | 3.7 | 7.0 | 5.5 | 5.6 | 5.5 |
| 20 | 9.0 | 9.4 | 8.3 | 8.0 | 11.4 | 6.1 | 7.9 | 7.6 | 3.9 | 7.1 | 6.5 | 6.4 | 5.5 |
| 21 | 8.9 | 9.1 | 8.0 | 9.3 | 12.5 | 6.4 | 8.2 | 6.1 | 5.7 | 8.0 | 6.5 | 6.8 | 7.6 |
| 22 | 9.5 | 9.9 | 8.1 | 9.1 | 12.9 | 6.9 | 8.5 | 6.5 | 5.2 | 8.7 | 6.7 | 7.9 | 8.3 |
| 23 | 10.7 | 9.8 | 8.5 | 9.6 | 13.2 | 7.1 | 8.3 | 6.3 | 5.0 | 8.4 | 6.7 | 7.8 | 7.7 |
| 24 | 9.2 | 10.0 | 8.1 | 8.3 | 13.1 | 5.3 | 8.8 | 8.4 | 4.6 | 8.3 | 6.9 | 7.6 | 8.7 |
| 25 | 9.4 | 10.3 | 8.7 | 9.3 | 13.6 | 3.4 | 8.5 | 9.5 | 6.0 | 8.8 | 7.8 | 8.6 | 9.3 |
| 26 | 9.8 | 10.8 | 8.6 | 9.5 | 13.9 | 6.1 | 9.3 | 7.7 | 6.3 | 6.4 | 6.6 | 6.7 | 5.8 |
| 27 | 9.3 | 10.0 | 8.1 | 9.5 | 12.6 | 7.6 | 8.9 | 10.4 | 4.7 | 5.5 | 5.7 | 6.5 | 5.7 |
| 28 | 9.5 | 10.1 | 8.2 | 10.6 | 9.7 | 8.3 | 8.7 | 6.4 | 4.7 | 7.8 | 6.8 | 6.5 | 6.7 |
| 29 | 9.1 | 9.8 | 8.3 | 9.3 | 9.4 | 7.8 | 9.0 | 6.5 | 5.5 | 8.3 | 7.0 | 7.3 | 6.8 |
| 30 | 9.2 | 9.8 | 8.3 | 9.3 | 10.2 | 7.4 | 8.7 | 6.9 | 6.2 | 8.4 | 7.4 | 7.9 | 8.2 |
| 31 | 9.3 | 9.7 | 8.4 | 9.9 | 12.6 | 7.7 | 9.0 | 7.1 | 6.2 | 8.3 | 6.4 | 8.2 | 8.4 |
| Pro. Mit. | 9.7 | 10.3 | 8.5 | 9.2 | 11.8 | 6.3 | 8.1 | 7.2 | 4.7 | 7.2 | 6.1 | 6.6 | 6.6 |

**HUMEDAD ABSOLUTA**
Absolute Feuchtigkeit

**AGOSTO 1912**

**Promedio diario** Tägl. Mitt. $\left(\frac{7a+2p+}{3}\right.$

| | | | | | | | | | | | | | |
|---|---|---|---|---|---|---|---|---|---|---|---|---|---|
| 1 | 9.1 | 9.4 | 8.0 | 8.1 | 14.0 | 6.7 | 9.2 | 7.1 | 4.5 | 7.9 | 6.9 | 7.5 | 7.4 |
| 2 | 9.2 | 10.0 | 8.0 | 9.3 | 15.3 | 7.6 | 8.9 | 7.0 | 5.4 | 7.1 | 7.1 | 6.7 | 6.9 |
| 3 | 9.1 | 9.8 | 8.0 | 10.3 | 12.7 | 7.9 | 9.0 | 7.2 | 6.4 | 8.8 | 7.3 | 6.7 | 7.7 |
| 4 | 8.5 | 9.6 | 8.2 | 9.6 | 10.6 | 6.6 | 9.1 | 7.5 | 7.2 | 9.2 | 7.5 | 8.0 | 7.5 |
| 5 | 8.8 | 10.1 | 8.2 | 10.0 | 10.6 | 6.5 | 9.6 | 7.9 | 6.3 | 9.0 | 6.9 | 7.2 | 7.7 |
| 6 | 9.5 | 10.0 | 7.9 | 10.2 | 11.0 | 8.3 | 9.5 | 7.3 | 6.2 | 9.4 | 7.5 | 7.6 | 7.5 |
| 7 | 9.4 | 10.2 | 8.0 | 9.6 | 12.1 | 7.7 | 9.7 | 6.9 | 7.0 | 9.4 | 7.3 | 8.3 | 8.8 |
| 8 | 9.6 | 10.6 | 7.8 | 9.6 | 13.5 | 7.2 | 9.3 | 6.5 | 7.4 | 8.9 | 7.6 | 8.6 | 8.4 |
| 9 | 10.0 | 11.6 | 8.0 | 9.7 | 14.0 | 7.0 | 9.6 | 6.8 | 6.5 | 8.0 | 6.6 | 7.9 | 7.8 |
| 10 | 9.3 | 10.2 | 8.1 | 9.2 | 15.6 | 6.5 | 8.7 | 5.6 | 5.6 | 8.7 | 7.1 | 8.2 | 7.4 |
| 11 | 9.4 | 10.8 | 7.9 | 9.7 | 12.8 | 7.1 | 9.7 | 8.3 | 4.9 | 8.0 | 6.5 | 7.8 | 6.9 |
| 12 | 10.2 | 11.1 | 7.6 | 10.7 | 10.4 | 7.8 | 9.3 | 5.9 | 5.1 | 8.8 | 6.9 | 8.6 | 7.6 |
| 13 | 10.0 | 10.3 | 7.6 | 10.4 | 12.3 | 9.0 | 9.4 | 7.4 | 6.9 | 9.0 | 7.6 | 8.4 | 8.2 |
| 14 | 9.5 | 10.3 | 7.6 | 10.3 | 13.3 | 8.5 | 10.0 | 6.0 | 7.1 | 9.8 | 7.6 | 7.5 | 8.9 |
| 15 | 12.3 | 10.1 | 7.7 | 10.3 | 11.9 | 7.9 | 10.4 | 6.5 | 7.2 | 9.8 | 7.7 | 7.6 | 8.0 |
| 16 | 9.7 | 10.6 | 7.8 | 10.1 | 11.8 | 7.9 | 9.4 | 5.9 | 7.6 | 6.7 | 7.4 | 6.2 | 5.8 |
| 17 | 10.0 | 10.5 | 7.8 | 10.5 | 13.2 | 7.4 | 9.6 | 6.2 | 9.1 | 6.9 | 7.1 | 5.9 | 6.5 |
| 18 | 10.2 | 10.6 | 8.1 | 10.0 | 12.7 | 7.7 | 9.0 | 6.1 | 7.1 | 6.4 | 7.0 | 7.1 | 6.8 |
| 19 | 10.1 | 11.1 | 7.7 | 9.4 | 14.1 | 7.9 | 9.5 | 5.9 | 6.1 | 7.3 | 6.2 | 6.5 | 6.7 |
| 20 | 9.5 | 10.2 | 7.6 | 9.6 | 14.2 | 7.1 | 7.5 | 5.4 | 6.4 | 6.4 | 6.5 | 6.1 | 6.4 |
| 21 | 9.4 | 9.2 | 7.7 | 9.1 | 15.3 | 6.7 | 8.5 | 5.7 | 5.5 | 6.9 | 6.0 | 6.5 | 5.8 |
| 22 | 9.3 | 10.1 | 7.3 | 9.6 | 16.4 | 6.4 | 9.1 | 7.4 | 5.0 | 7.2 | 6.0 | 7.4 | 7.5 |
| 23 | 9.6 | 9.9 | 7.3 | 10.0 | 12.3 | 7.6 | 9.8 | 8.0 | 6.0 | 7.4 | 7.1 | 8.1 | 9.2 |
| 24 | 10.0 | 9.8 | 7.4 | 10.1 | 11.2 | 8.3 | 9.4 | 5.1 | 6.2 | 8.5 | 7.6 | 7.8 | 8.2 |
| 25 | 9.6 | 9.7 | 7.2 | 10.2 | 15.5 | 8.0 | 9.3 | 5.0 | 6.5 | 9.1 | 7.2 | 8.1 | 8.7 |
| 26 | 9.6 | 9.1 | 7.3 | 10.0 | 13.3 | | 9.4 | 5.5 | 7.5 | 8.3 | 8.5 | 8.6 | 8.6 |
| 27 | 9.6 | 9.3 | 7.5 | 10.2 | 12.5 | 7.5 | 9.2 | 5.8 | 8.0 | 7.9 | 7.6 | 7.0 | 6.1 |
| 28 | 9.4 | 10.4 | 7.3 | 10.3 | 12.2 | 7.8 | 9.2 | 8.0 | 6.4 | 6.0 | 5.0 | 5.2 | 5.7 |
| 29 | 8.9 | 9.1 | 7.1 | 10.0 | 12.8 | 7.3 | 9.8 | 8.6 | 5.4 | 6.6 | 5.3 | 5.1 | 4.7 |
| 30 | 9.2 | 9.5 | 7.3 | 10.1 | 14.3 | 7.5 | 9.1 | 8.8 | 4.2 | 6.0 | 6.0 | 6.0 | 5.9 |
| 31 | 9.2 | 10.3 | 7.2 | 9.8 | 13.3 | | 9.4 | 9.6 | 3.7 | 7.0 | 6.2 | 5.8 | 5.7 |
| Pro. Mit. | 9.6 | 10.1 | 7.7 | 9.9 | 13.1 | 7.4 | 9.3 | 6.8 | 6.3 | 7.9 | 6.9 | 7.2 | 7.3 |

**IEDAD ABSOLUTA**
Absolute Feuchtigkeit

**JULIO 1912**

**Promedio diario** $\left(\frac{7a+2p+9p}{3}\right)$
Tägl. Mitt.

| Punta Tumbes | Concepción | Contulmo | Mocha W | Valdivia | Los Riscos | Puerto Montt | Punta Corona | Huafo | Evangelistas | Dungenes | Punta Arenas | San Isidro |
|---|---|---|---|---|---|---|---|---|---|---|---|---|
| 5.9 | 4.6 | 4.5 | 6.8 | 4.7 | | 5.4 | 6.2 | 7.0 | 6.3 | 4.1 | 4.3 | 4.3 |
| 7.3 | 5.4 | 5.4 | 5.2 | 5.8 | | 6.9 | 9.0 | 9.0 | 6.7 | 5.6 | 4.9 | 4.2 |
| 8.2 | 6.4 | 6.8 | 8.0 | 7.6 | | 8.2 | 9.1 | 8.6 | 6.7 | 5.6 | 5.2 | 5.7 |
| 9.2 | 8.9 | 7.7 | 8.4 | 8.0 | | 7.6 | 7.9 | 6.8 | 6.2 | 5.1 | 4.6 | 4.9 |
| 9.4 | 8.7 | 7.6 | 8.1 | 7.8 | | 7.4 | 7.9 | 6.8 | 5.9 | 4.9 | 4.2 | 3.9 |
| 9.5 | 8.7 | 7.5 | 7.8 | 6.9 | | 6.8 | 7.5 | 6.8 | 5.9 | 5.3 | 4.9 | 4.5 |
| 8.4 | 8.5 | 6.3 | 7.7 | 6.2 | | 7.0 | 8.8 | 9.0 | 6.5 | 5.7 | 4.9 | 5.2 |
| 9.0 | 7.3 | 7.5 | 8.4 | 7.4 | | 8.0 | 8.5 | 7.7 | 5.7 | 5.2 | 4.6 | 5.0 |
| 9.4 | 8.0 | 9.2 | 9.7 | 8.7 | | 8.0 | 8.5 | 7.1 | 5.4 | 5.2 | 4.5 | 5.1 |
| 8.6 | 7.7 | 6.7 | 7.9 | 6.0 | | 5.9 | 7.4 | 7.2 | 5.9 | 5.1 | 4.4 | 5.1 |
| 7.7 | 6.1 | 5.7 | 7.6 | 5.2 | | 6.5 | 7.8 | 7.2 | 5.2 | 5.1 | 4.5 | 4.4 |
| 7.7 | 6.2 | 5.3 | 7.8 | 5.5 | | 6.6 | 7.3 | 7.2 | 5.8 | 4.7 | 4.7 | 4.6 |
| 7.0 | 5.7 | 5.4 | 7.2 | 5.9 | | 6.1 | 6.7 | 7.3 | 7.0 | 4.8 | 5.0 | 5.8 |
| 6.9 | 5.7 | 5.6 | 7.5 | 5.8 | | 6.0 | 8.0 | 7.0 | 7.5 | 5.4 | 5.2 | 5.5 |
| 7.9 | 5.1 | 5.1 | 7.1 | 6.2 | | 6.6 | 7.8 | 7.4 | 7.2 | 5.7 | 4.8 | 4.5 |
| 7.2 | 6.1 | 4.8 | 8.6 | 6.4 | | 6.8 | 7.1 | 7.5 | 6.6 | 4.5 | 4.1 | 3.8 |
| 8.3 | 7.2 | 5.7 | 7.2 | 5.7 | | 6.8 | 7.5 | 6.6 | 7.8 | 5.4 | 5.4 | 5.6 |
| 7.2 | 7.7 | 6.5 | 7.7 | 6.1 | | 6.6 | 7.3 | 7.2 | 7.7 | 5.5 | 5.6 | 6.1 |
| 7.1 | 7.1 | 6.3 | 7.2 | 6.6 | | 6.6 | 7.4 | 7.0 | 5.3 | 5.5 | 4.8 | 4.6 |
| 7.0 | 7.3 | 6.1 | 7.7 | 6.1 | | 6.3 | 7.0 | 7.3 | 5.3 | 5.4 | 4.1 | 5.0 |
| 9.1 | 8.7 | 7.8 | 9.1 | 8.0 | | 7.9 | 8.3 | 7.3 | 5.6 | 5.0 | 4.6 | 4.8 |
| 9.2 | 8.2 | 7.6 | 9.1 | 8.1 | | 7.8 | 8.4 | 6.5 | 5.8 | 4.8 | 4.5 | 4.5 |
| 8.9 | 8.6 | 7.3 | 8.5 | 7.6 | | 7.2 | 6.8 | 6.6 | 6.0 | 4.9 | 4.8 | 5.0 |
| 9.0 | 9.1 | 8.9 | 9.8 | 9.0 | | 8.1 | 8.4 | 8.2 | 4.4 | 4.9 | 3.1 | 4.3 |
| 9.0 | 9.2 | 8.0 | 8.3 | 7.0 | | 6.8 | 6.1 | 6.5 | 4.4 | 3.6 | 3.1 | 3.0 |
| 7.3 | 6.4 | 6.0 | 6.8 | 5.8 | | 5.9 | 7.9 | 6.1 | 4.1 | 4.5 | 3.2 | 3.4 |
| 7.1 | 6.8 | 6.9 | 8.8 | 6.8 | | 6.7 | 7.1 | 6.2 | 5.4 | 4.5 | 4.2 | 4.3 |
| 6.5 | 6.4 | 5.5 | 7.5 | 5.7 | | 6.3 | 6.9 | 5.9 | 6.0 | 4.6 | 4.4 | 4.3 |
| 7.4 | 7.6 | 5.4 | 7.4 | 6.0 | | 5.8 | 6.2 | 5.7 | 7.1 | 5.7 | 4.7 | 5.3 |
| 8.9 | 9.1 | 7.8 | 9.2 | 7.0 | | 6.7 | 8.1 | 7.7 | 6.2 | 5.7 | 5.0 | 5.5 |
| 8.1 | 8.7 | 7.8 | 8.8 | 7.2 | | 7.3 | 6.2 | 5.4 | 5.5 | 5.1 | 3.8 | 4.5 |
| 8.0 | 7.3 | 6.6 | 8.0 | 6.7 | | 6.9 | 7.6 | 7.1 | 6.0 | 5.1 | 4.5 | 4.7 |

**IEDAD ABSOLUTA**
Absolute Feuchtigkeit

**AGOSTO 1912**

**Promedio diario** $\left(\frac{7a+2p+9p}{3}\right)$
Tägl. Mitt.

| | | | | | | | | | | | | |
|---|---|---|---|---|---|---|---|---|---|---|---|---|
| 7.8 | 7.2 | 6.8 | 8.7 | 6.9 | | 6.8 | 6.1 | 5.7 | 4.3 | 4.7 | 3.7 | 4.4 |
| 8.7 | 8.8 | 8.0 | 8.9 | 8.5 | | 7.9 | 7.8 | 5.3 | 4.5 | 4.4 | 3.0 | 4.1 |
| 8.7 | 8.7 | 7.3 | 6.3 | 5.1 | | 5.4 | 4.4 | 4.0 | 4.3 | 4.3 | 2.8 | 3.2 |
| 6.8 | 6.0 | 5.3 | 5.5 | 4.5 | | 5.5 | 5.0 | 3.7 | 5.0 | 4.3 | 3.1 | 4.0 |
| 6.6 | 6.6 | 5.6 | 5.8 | 5.5 | | 5.2 | 6.1 | 4.2 | 4.9 | 4.6 | 3.5 | 4.0 |
| 8.4 | 7.6 | 7.3 | 7.6 | 6.6 | | 5.9 | 6.5 | 4.2 | 5.0 | 4.3 | 3.6 | 3.8 |
| 9.4 | 8.6 | 7.5 | 8.7 | 8.0 | | 6.8 | 7.3 | 5.7 | 5.2 | 4.9 | 4.2 | 4.6 |
| 9.3 | 9.1 | 7.6 | 8.3 | 7.0 | | 6.8 | 7.2 | 5.0 | 5.7 | 4.5 | 4.6 | 4.5 |
| 8.5 | 7.4 | 8.2 | 7.9 | 6.7 | | 7.1 | 6.9 | 7.5 | 4.6 | 4.2 | 3.9 | 4.5 |
| 7.2 | 7.4 | 6.7 | 7.2 | 6.5 | | 7.2 | 8.1 | 7.8 | 4.8 | 4.4 | 3.6 | 3.5 |
| 7.4 | 6.7 | 6.6 | 7.9 | 6.8 | | 7.3 | 8.2 | 8.1 | 4.1 | 5.1 | 3.7 | 4.4 |
| 8.0 | 7.5 | 6.2 | 8.2 | 6.9 | | 6.8 | 8.0 | 8.7 | 4.8 | 4.2 | 3.0 | 3.2 |
| 9.4 | 9.2 | 7.2 | 8.6 | 7.9 | | 7.7 | 7.6 | 8.3 | 4.2 | 4.5 | 3.3 | 3.9 |
| 9.5 | 9.7 | 7.5 | 9.0 | 8.0 | | 8.0 | 8.3 | 7.9 | 4.2 | 4.8 | 3.5 | 3.5 |
| 7.4 | 7.7 | 6.9 | 7.8 | 6.6 | | 7.0 | 6.3 | 6.1 | 4.9 | 4.6 | 3.5 | 3.8 |
| 6.9 | 6.8 | 6.8 | 6.9 | 7.0 | | 7.1 | 6.9 | 6.6 | 4.9 | 4.8 | 3.6 | 3.0 |
| 6.9 | 6.6 | 6.4 | 7.1 | 6.9 | | 6.6 | 7.4 | 5.6 | 4.7 | 3.5 | 4.1 | 4.5 |
| 6.8 | 6.4 | 6.1 | 6.7 | 6.5 | | 6.9 | 6.2 | 6.0 | 4.3 | 4.2 | 3.5 | 3.9 |
| 6.9 | 6.9 | 6.1 | 6.8 | 6.4 | | 6.2 | 6.9 | 6.6 | 4.8 | 4.9 | 3.7 | 4.6 |
| 7.0 | 6.5 | 5.9 | 6.1 | 6.2 | | 6.1 | 7.4 | 6.5 | 4.9 | 4.4 | 4.1 | 4.6 |
| 7.7 | 7.1 | 6.5 | 8.2 | 6.9 | | 6.7 | 7.1 | 6.9 | 5.7 | 4.5 | 3.8 | 4.0 |
| 8.8 | 8.4 | 7.7 | 9.4 | 8.1 | | 7.9 | 8.4 | 8.3 | 6.3 | 4.0 | 3.9 | 4.3 |
| 8.4 | 8.5 | 9.0 | 9.2 | 9.1 | | 9.4 | 9.1 | 9.0 | 5.5 | 4.8 | 4.6 | 5.1 |
| 9.0 | 8.2 | 9.1 | 9.6 | 9.0 | | 8.6 | 7.9 | 7.3 | 6.2 | 5.5 | 5.1 | 5.1 |
| 9.3 | 8.7 | 8.8 | 8.8 | 7.3 | | 7.4 | 7.5 | 6.4 | 5.3 | 5.2 | 4.5 | 4.6 |
| 8.6 | 8.4 | 7.7 | 9.2 | 6.8 | | 6.2 | 6.6 | 5.2 | 5.3 | 5.5 | 4.3 | 5.0 |
| 5.8 | 5.7 | 6.1 | 7.0 | 5.2 | | 6.2 | 5.8 | 5.2 | 5.2 | 5.6 | 4.4 | 4.7 |
| 5.2 | 4.7 | 4.3 | 7.3 | 4.5 | | 5.9 | 5.2 | 5.1 | 5.7 | 5.0 | 4.2 | 4.6 |
| 6.1 | 5.4 | 4.8 | 8.4 | 4.5 | | 5.4 | 5.9 | 5.5 | 5.3 | 5.1 | 4.3 | 4.6 |
| 5.8 | 4.6 | 4.3 | 7.1 | 5.1 | | 5.4 | 8.1 | 5.4 | 5.5 | 4.9 | 4.5 | 4.1 |
| 9.2 | 4.8 | 3.8 | 7.3 | 5.1 | | 5.5 | 6.2 | 6.8 | 6.6 | 6.0 | 4.4 | 4.4 |
| 7.8 | 7.3 | 6.7 | 7.8 | 6.7 | | 6.7 | 7.0 | 6.3 | 5.0 | 4.7 | 3.9 | 4.2 |

**HUMEDAD ABSOLUTA**
Absolute Feuchtigkeit

**SEPTIEMBRE 1912**

**Promedio diario** $\left(\frac{7a+2p}{3}\right)$
Tägl. Mitt.

| Dia Tag | Arica | Iquique | Antofagasta | Caldera | Pascua | Copiapó | Coquimbo | Ovalle | Los Andes | Valparaiso | Santiago | San Fernando | Talca |
|---|---|---|---|---|---|---|---|---|---|---|---|---|---|
| 1 | 9.2 | 11.8 | 12.4 | 10.1 | 10.1 | 6.4 | 8.7 | 8.4 | 4.0 | 6.4 | 5.6 | 6.1 | 6.5 |
| 2 | 9.5 | 11.2 | 12.5 | 10.5 | 9.9 | 8.0 | 9.4 | 8.3 | 5.4 | 8.5 | 7.0 | 7.3 | 7.5 |
| 3 | 9.0 | 9.7 | 12.6 | 10.3 | 8.7 | 8.3 | 8.9 | 5.2 | 5.4 | 8.8 | 7.0 | 7.6 | 8.1 |
| 4 | 9.1 | 9.5 | 12.5 | 10.4 | 9.5 | 7.8 | 9.2 | 5.7 | 6.3 | 8.9 | 8.2 | 7.3 | 7.4 |
| 5 | 9.8 | 9.5 | 12.6 | 10.4 | 11.6 | 7.6 | 9.3 | 6.2 | 7.5 | 8.3 | 8.8 | 6.8 | 7.3 |
| 6 | 10.1 | 9.3 | 12.6 | 10.4 | 14.4 | 8.1 | 9.2 | 5.6 | 8.2 | 7.6 | 8.2 | 7.1 | 7.1 |
| 7 | 9.9 | 9.9 | 12.7 | 10.2 | 14.1 | 8.5 | 7.8 | 6.9 | 7.9 | 8.3 | 8.1 | 7.7 | 7.0 |
| 8 | 9.8 | 10.0 | 12.5 | 9.7 | 14.6 | 7.5 | 8.7 | 5.7 | 7.3 | 7.1 | 7.3 | 7.6 | 7.8 |
| 9 | 9.2 | 10.2 | 12.4 | 9.6 | 11.4 | 7.1 | 7.5 | 6.5 | 6.3 | 7.1 | 6.6 | 7.2 | 7.5 |
| 10 | 9.2 | 10.6 | 13.0 | 10.1 | 10.7 | 7.1 | 7.9 | 5.7 | 6.0 | 7.4 | 7.0 | 6.9 | 7.7 |
| 11 | 9.7 | 11.6 | 12.8 | 9.8 | 9.7 | 6.9 | 8.1 | 7.3 | 6.2 | 6.9 | 7.5 | 7.3 | 7.5 |
| 12 | 10.0 | 11.9 | 12.8 | 10.4 | 9.6 | 8.0 | 9.9 | 7.3 | 6.2 | 8.0 | 7.9 | 7.5 | 8.3 |
| 13 | 10.5 | 11.8 | 13.0 | 10.8 | 11.3 | 8.4 | 9.7 | 9.5 | 6.3 | 8.5 | 8.2 | 7.9 | 8.5 |
| 14 | 11.0 | 10.6 | 12.8 | 10.6 | 12.5 | 8.3 | 10.2 | 8.6 | 7.2 | 8.5 | 8.5 | 9.0 | 9.0 |
| 15 | 10.7 | 11.7 | 12.8 | 10.8 | 14.0 | 8.8 | 9.6 | 7.2 | 8.7 | 9.2 | 9.9 | 8.6 | 8.8 |
| 16 | 10.2 | 10.9 | 12.9 | 11.1 | 14.1 | 8.9 | 9.3 | 6.0 | 7.4 | 7.9 | 7.6 | 8.3 | 6.9 |
| 17 | 10.6 | 10.2 | 12.7 | 10.7 | 14.3 | 8.6 | 9.6 | 6.9 | 6.8 | 7.6 | 6.8 | 6.3 | 6.3 |
| 18 | 10.9 | 10.7 | 13.1 | 10.6 | 14.2 | 8.3 | 9.2 | 7.0 | 6.6 | 6.7 | 6.3 | 5.7 | 5.9 |
| 19 | 11.1 | 10.5 | 12.8 | 10.8 | 11.0 | 8.5 | 9.2 | 6.9 | 6.9 | 6.8 | 6.1 | 5.6 | 5.9 |
| 20 | 10.4 | 10.4 | 12.8 | 10.7 | 9.1 | 7.8 | 9.3 | 4.9 | 4.7 | 7.2 | 6.5 | 6.0 | 5.8 |
| 21 | 11.3 | 10.7 | 12.7 | 10.8 | 9.3 | 8.8 | 9.1 | 8.2 | 5.0 | 9.2 | 7.4 | 7.0 | 7.3 |
| 22 | 11.1 | 10.7 | 12.9 | 10.7 | 8.9 | 8.5 | 9.4 | 6.8 | 7.0 | 8.6 | 8.5 | 8.3 | 7.1 |
| 23 | 10.7 | 11.3 | 13.2 | 10.7 | 11.1 | 8.5 | 9.2 | 7.8 | 6.0 | 8.6 | 9.0 | 8.3 | 7.9 |
| 24 | 12.4 | 12.9 | 13.1 | 10.4 | 14.0 | 8.9 | 10.0 | 9.2 | 7.9 | 9.3 | 9.1 | 9.1 | 8.8 |
| 25 | 12.5 | 12.9 | 13.0 | 11.2 | 15.9 | 8.5 | 9.5 | 6.6 | 7.2 | 9.6 | 8.2 | 8.6 | 9.0 |
| 26 | 12.9 | 12.0 | 13.2 | 11.5 | 15.6 | 8.8 | 9.0 | 7.5 | 7.4 | 9.2 | 8.3 | 8.7 | 9.3 |
| 27 | 11.6 | 12.0 | 13.1 | 11.1 | 10.7 | 8.8 | 9.7 | 8.0 | 7.3 | 9.8 | 9.0 | 8.5 | 9.1 |
| 28 | 11.2 | 11.0 | 13.3 | 11.1 | 10.7 | 9.0 | 9.8 | 8.3 | 7.3 | 9.6 | 10.5 | 8.6 | 9.1 |
| 29 | 11.6 | 10.8 | 13.3 | 10.9 | 13.8 | 8.9 | 9.8 | 8.2 | 6.7 | 9.0 | 8.5 | 8.1 | 8.2 |
| 30 | 10.7 | 10.8 | 13.3 | 10.9 | 10.9 | 8.5 | 9.5 | 9.0 | 5.9 | 9.1 | 7.1 | 7.4 | 8.3 |
| Pro. Mit. | 10.5 | 10.9 | 12.8 | 10.6 | 11.8 | 8.2 | 9.2 | 7.2 | 6.6 | 8.3 | 7.8 | 7.6 | 7.7 |

**HUMEDAD ABSOLUTA**
Absolute Feuchtigkeit

**OCTUBRE 1912**

**Promedio diario** $\left(\frac{7a+2p}{3}\right)$
Tägl. Mitt.

| | | | | | | | | | | | | | |
|---|---|---|---|---|---|---|---|---|---|---|---|---|---|
| 1 | 11.7 | 10.8 | 13.2 | 10.7 | 11.0 | 8.1 | 9.3 | 7.2 | 6.0 | 7.5 | 6.8 | 7.2 | 7.0 |
| 2 | 10.8 | 11.1 | 13.8 | 11.3 | 11.3 | 8.0 | 10.3 | 7.0 | 6.5 | 7.3 | 7.1 | 7.2 | 7.5 |
| 3 | 10.9 | 10.9 | 13.1 | 11.4 | 11.6 | 9.7 | 9.9 | 10.2 | 4.8 | 9.4 | 8.1 | 8.5 | 9.3 |
| 4 | 11.4 | 11.2 | 13.3 | 11.6 | 13.3 | 10.0 | 10.5 | 9.1 | 7.9 | 10.2 | 10.1 | 9.8 | 9.8 |
| 5 | 11.4 | 13.0 | 12.4 | 10.7 | 16.4 | 9.3 | 9.9 | 7.4 | 9.2 | 9.0 | 9.5 | 10.1 | 10.1 |
| 6 | 11.7 | 11.7 | 13.3 | 10.3 | 16.3 | 9.3 | 10.1 | 9.2 | 8.2 | 8.5 | 9.6 | 10.3 | 10.1 |
| 7 | 11.0 | 11.2 | 13.4 | 11.5 | 16.3 | 9.9 | 9.9 | 7.3 | 8.3 | 9.5 | 10.0 | 9.6 | 9.6 |
| 8 | 10.7 | 11.4 | 13.2 | 11.7 | 10.4 | 9.9 | 9.5 | 6.1 | 7.9 | 9.6 | 9.5 | 8.5 | 9.9 |
| 9 | 10.3 | 10.7 | 13.4 | 11.2 | 8.9 | 10.0 | 10.2 | 8.2 | 8.5 | 9.9 | 9.2 | 9.9 | 10.0 |
| 10 | 11.5 | 12.2 | 13.6 | 11.9 | 15.9 | 10.0 | 11.2 | 8.6 | 8.5 | 10.1 | 9.0 | 8.7 | 10.4 |
| 11 | 10.4 | 12.0 | 13.7 | 11.2 | 15.8 | 10.3 | 9.9 | 9.6 | 6.5 | 7.0 | 7.1 | 7.9 | 8.1 |
| 14 | 10.7 | 12.4 | 13.5 | 11.2 | 14.0 | 9.7 | 9.6 | 10.2 | 6.7 | 7.9 | 7.9 | 7.9 | 7.7 |
| 13 | 10.9 | 12.7 | 13.4 | 11.1 | 15.5 | 10.2 | 9.7 | 9.4 | 6.9 | 8.3 | 8.2 | 7.8 | 8.4 |
| 14 | 11.3 | 12.3 | 13.7 | 11.4 | 14.8 | 10.2 | 10.0 | 7.5 | 7.9 | 9.1 | 9.8 | 9.9 | 11.1 |
| 15 | 11.0 | 12.1 | 13.6 | 11.4 | 11.7 | 10.9 | 10.5 | 10.0 | 9.3 | 10.2 | 9.9 | 10.4 | 9.9 |
| 16 | 11.2 | 13.3 | 13.8 | 11.9 | 10.5 | 10.8 | 10.5 | 7.4 | 7.6 | 9.3 | 9.8 | 9.5 | 10.8 |
| 17 | 11.6 | 12.4 | 13.7 | 11.8 | 13.3 | 10.8 | 9.7 | 8.4 | 8.1 | 8.4 | 9.7 | 9.0 | 7.9 |
| 18 | 10.9 | 12.8 | 13.8 | 11.4 | 12.0 | 10.8 | 9.9 | 8.9 | 7.4 | 7.3 | 8.0 | 7.3 | 8.2 |
| 19 | 11.6 | 13.4 | 13.7 | 10.9 | 13.8 | 10.6 | 9.8 | 7.3 | 6.9 | 7.2 | 8.4 | 7.5 | 8.4 |
| 20 | 11.7 | 11.1 | 13.6 | 11.4 | 12.4 | 10.5 | 9.9 | 6.5 | 7.8 | 8.7 | 8.8 | 9.2 | 8.9 |
| 21 | 12.4 | 12.8 | 13.6 | 11.4 | 11.5 | 10.8 | 10.0 | 6.6 | 9.5 | 9.7 | 10.4 | 9.4 | 9.9 |
| 22 | 12.6 | 12.9 | 13.7 | 10.8 | 13.1 | 10.3 | 9.5 | 9.5 | 9.7 | 9.5 | 10.1 | 10.5 | 10.8 |
| 23 | 12.6 | 13.0 | 13.7 | 10.9 | 11.8 | 10.5 | 9.6 | 6.8 | 8.8 | 9.8 | 10.4 | 10.6 | 9.6 |
| 24 | 12.3 | 12.7 | 13.7 | 11.1 | 15.4 | 10.3 | 9.8 | 6.0 | 7.9 | 9.9 | 10.3 | 9.3 | 8.1 |
| 25 | 12.0 | 12.7 | 13.9 | 10.7 | 16.0 | 9.2 | 9.3 | 6.2 | 8.6 | 9.7 | 9.4 | 9.3 | 9.5 |
| 26 | 11.6 | 12.4 | 13.9 | 10.7 | 16.6 | 8.8 | 10.2 | 8.5 | 7.7 | 8.4 | 8.0 | 8.6 | 8.7 |
| 27 | 11.6 | 12.3 | 13.8 | 11.1 | 15.3 | 9.1 | 9.6 | 7.8 | 6.8 | 8.4 | 8.0 | 8.4 | 8.5 |
| 28 | 12.2 | 12.6 | 14.0 | 11.1 | 12.4 | 9.2 | 9.0 | 7.2 | 8.2 | 8.5 | 8.1 | 7.6 | 7.7 |
| 29 | 11.7 | 12.6 | 13.8 | 10.6 | 12.3 | 8.9 | 8.4 | 10.1 | 7.4 | 8.5 | 7.7 | 7.9 | 7.8 |
| 30 | 11.8 | 12.7 | 13.8 | 10.9 | 11.7 | 8.8 | 8.1 | 8.5 | 6.7 | 6.6 | 7.0 | 7.1 | 6.8 |
| 31 | 11.3 | 11.3 | 13.8 | 11.1 | 12.5 | 8.3 | 8.1 | 6.2 | 6.1 | 5.8 | 6.2 | 6.1 | 6.1 |
| Pro. Mit. | 11.5 | 12.1 | 13.6 | 11.2 | 13.3 | 9.8 | 9.7 | 8.0 | 7.7 | 8.7 | 8.8 | 8.7 | 8.9 |

## MEDAD ABSOLUTA
Absolute Feuchtigkeit

## SEPTIEMBRE 1912

**Promedio diario** Tägl. Mitt. $\left(\frac{7a+2p+9p}{3}\right)$

| Punta Tumbes | Concepción | Contulmo | Mocha W | Valdivia | Los Riscos | Puerto Montt | Punta Corona | Huafo | Evangelistas | Dungenes | Punta Arenas | San Isidro |
|---|---|---|---|---|---|---|---|---|---|---|---|---|
| 7.6 | 6.6 | 6.5 | 8.8 | 6.9 | | 6.7 | 7.4 | 7.0 | 4.9 | 5.9 | 3.8 | 3.5 |
| 7.9 | 7.5 | 6.7 | 8.5 | 5.8 | | 6.0 | 6.3 | 5.2 | 6.3 | 5.8 | 4.5 | 4.2 |
| 7.3 | 7.4 | 5.8 | 8.0 | 6.2 | | 6.6 | 6.9 | 6.0 | 6.6 | 5.6 | 4.5 | 4.6 |
| 8.2 | 8.1 | 7.1 | 8.5 | 7.2 | | 7.5 | 7.7 | 7.9 | 6.6 | 5.7 | 4.8 | 5.1 |
| 8.6 | 7.7 | 7.2 | 8.9 | 7.3 | | 8.1 | 7.0 | 6.4 | 5.6 | 4.8 | 3.5 | 3.8 |
| 6.9 | 5.9 | 5.8 | 7.8 | 4.8 | | 6.4 | 6.7 | 5.1 | 6.5 | 5.4 | 4.4 | 4.2 |
| 6.9 | 6.4 | 4.0 | 7.7 | 4.8 | | 6.5 | 6.4 | 6.3 | 5.8 | 5.4 | 3.7 | 4.3 |
| 8.9 | 7.5 | 6.5 | 9.5 | 6.0 | | 7.3 | 6.8 | 6.2 | 6.4 | 5.9 | 4.7 | 4.1 |
| 8.7 | 7.5 | 7.1 | 7.9 | 7.0 | | 7.7 | 7.2 | 6.5 | 7.2 | 6.3 | 5.7 | 5.8 |
| 8.3 | 7.7 | 7.9 | 9.5 | 7.4 | | 7.9 | 8.0 | 7.1 | 6.8 | 6.2 | 5.6 | 5.5 |
| 8.4 | 7.4 | 7.2 | 8.3 | 7.0 | | 7.6 | 8.1 | 8.0 | 7.1 | 6.2 | 4.9 | 5.6 |
| 9.1 | 8.5 | 8.1 | 8.7 | 7.7 | | 7.1 | 8.2 | 7.9 | 6.7 | 5.8 | 5.6 | 5.4 |
| 8.8 | 9.1 | 8.5 | 9.0 | 9.0 | | 8.1 | 7.0 | 6.2 | 6.1 | 5.8 | 4.0 | 5.0 |
| 8.8 | 7.4 | 7.5 | 8.3 | 7.4 | | 7.4 | 6.7 | 7.2 | 6.2 | 6.1 | 4.4 | 4.3 |
| 7.8 | 7.7 | 7.0 | 8.0 | 7.0 | | 7.1 | 7.4 | 5.5 | 6.1 | 6.7 | 5.8 | 4.7 |
| 7.7 | 6.2 | 6.5 | 7.5 | 5.9 | | 7.4 | 5.9 | 6.0 | 5.1 | 5.9 | 4.2 | 4.2 |
| 6.8 | 6.0 | 5.6 | 7.5 | 6.3 | | 6.7 | 6.0 | 5.6 | 6.2 | 6.0 | 4.8 | 4.6 |
| 6.8 | 6.5 | 5.9 | 6.9 | 5.7 | | 6.5 | 5.6 | 6.1 | 5.8 | 7.2 | 4.7 | 5.1 |
| 6.8 | 6.1 | 5.6 | 7.5 | 5.9 | | 6.5 | 6.7 | 6.7 | 5.4 | 5.6 | 4.0 | 4.0 |
| 9.5 | 5.9 | 5.7 | 8.1 | 6.1 | | 7.5 | 6.5 | 6.8 | 6.9 | 6.5 | 4.5 | 4.3 |
| 10.4 | 7.5 | 7.2 | 8.5 | 6.6 | | 6.8 | 7.4 | 6.8 | 5.1 | 6.8 | 4.4 | 4.5 |
| 10.0 | 8.3 | 6.8 | 8.9 | 7.4 | | 7.8 | 7.9 | 8.5 | 5.4 | 5.5 | 4.3 | 4.9 |
| 10.4 | 9.5 | 8.8 | 9.2 | 8.0 | | 8.1 | 9.1 | 7.2 | 6.6 | 6.5 | 4.7 | 5.0 |
| 10.0 | 9.2 | 7.7 | 8.7 | 7.0 | | 9.4 | 7.1 | 5.3 | 7.0 | 8.0 | 5.4 | 5.0 |
| 9.9 | 10.0 | 9.2 | 8.2 | 6.9 | | 6.9 | 6.8 | 7.6 | 5.4 | 6.4 | 4.0 | 4.1 |
| 9.4 | 9.3 | 9.0 | 8.3 | 8.1 | | 7.6 | 8.7 | 7.1 | 4.5 | 5.0 | 3.3 | 4.2 |
| 9.2 | 9.3 | 9.0 | 8.9 | 8.9 | | 9.0 | 8.2 | 7.5 | 4.5 | 5.7 | 3.7 | 3.8 |
| 8.7 | 9.0 | 8.9 | 8.2 | 7.9 | | 9.4 | 8.7 | 8.3 | 6.6 | 5.6 | 4.3 | 4.5 |
| 8.9 | 9.2 | 8.4 | 9.5 | 8.1 | | 8.1 | 8.3 | 8.6 | 4.5 | 4.8 | 2.3 | 2.9 |
| 8.8 | 8.2 | 7.7 | 8.7 | 7.3 | | 7.1 | 7.2 | 4.9 | 5.2 | 5.6 | 3.5 | 3.5 |
| 8.5 | 7.8 | 7.2 | 8.4 | 6.9 | | 7.4 | 7.3 | 6.7 | 6.0 | 6.0 | 4.4 | 4.5 |

## MEDAD ABSOLUTA
Absolute Feuchtigkeit

## OCTUBRE 1912

**Promedio diario** Tägl. Mitt. $\left(\frac{7a+2p+9p}{3}\right)$

| | | | | | | | | | | | | |
|---|---|---|---|---|---|---|---|---|---|---|---|---|
| 8.2 | 8.3 | 6.5 | 7.7 | 5.6 | | 6.1 | 6.8 | 5.1 | 5.4 | 5.9 | 4.4 | |
| 6.6 | 8.2 | 6.2 | 8.4 | 6.8 | | 7.3 | 7.6 | 7.1 | 6.7 | 6.3 | 5.3 | |
| 8.0 | 7.2 | 6.6 | 9.1 | 7.3 | | 7.6 | 7.7 | 8.6 | 6.7 | 6.3 | 5.9 | |
| | 9.3 | 9.6 | 9.6 | 7.4 | | 8.5 | 8.6 | 7.3 | 7.1 | 8.2 | 5.7 | |
| 10.0 | 9.3 | 9.3 | 9.5 | 7.8 | | 8.7 | 8.1 | 7.3 | 5.8 | 5.9 | 5.0 | |
| 9.9 | 9.0 | 8.9 | 9.8 | 8.1 | | 8.8 | 8.1 | 7.6 | 6.7 | 7.3 | 5.4 | |
| 9.6 | 8.5 | 8.9 | 9.6 | 9.0 | | 9.5 | 9.1 | 9.1 | 7.1 | 8.2 | 5.3 | |
| 9.9 | 9.4 | 10.0 | 10.2 | 8.1 | | 8.7 | 8.9 | 8.7 | 6.8 | 6.2 | 4.4 | |
| 10.5 | 10.0 | 10.1 | 10.4 | 8.3 | | 9.2 | 9.2 | 9.3 | 7.3 | 6.2 | 5.0 | |
| | 9.7 | 8.6 | 10.0 | 8.5 | | 8.2 | 8.7 | 8.5 | 6.6 | 6.6 | 5.7 | 5.9 |
| | 8.0 | 7.8 | 9.0 | 7.3 | | 7.5 | 8.2 | 7.4 | 6.3 | 6.4 | 6.0 | 5.1 |
| | 7.5 | 7.4 | 8.4 | 7.5 | | 7.9 | 8.6 | 7.4 | 5.3 | 7.2 | 5.1 | 4.0 |
| 9.6 | 9.8 | 9.7 | 9.7 | 9.0 | | 9.2 | 8.9 | 8.1 | 6.2 | 6.6 | 5.1 | 5.5 |
| 11.0 | 11.0 | 10.4 | 10.2 | 9.5 | | 9.3 | 8.0 | 6.6 | 6.1 | 7.3 | 5.2 | 5.4 |
| 9.7 | 10.1 | 9.6 | 8.2 | 8.0 | | 8.5 | 6.9 | 6.5 | 6.4 | 7.6 | 5.4 | 5.0 |
| 9.6 | 9.7 | 9.8 | 10.2 | 8.7 | | 8.6 | 8.7 | 8.3 | 6.1 | 8.0 | 5.6 | 5.3 |
| 8.8 | 8.8 | 7.9 | 8.9 | 7.3 | | 7.6 | 6.6 | 6.5 | 6.0 | 7.3 | 4.8 | 4.6 |
| | 8.3 | 7.9 | 9.8 | 8.6 | | 8.7 | 8.8 | 8.4 | 6.2 | 7.3 | 4.9 | 4.7 |
| 9.1 | 9.3 | 8.4 | 10.1 | 8.8 | | 8.6 | 9.1 | 8.4 | 7.4 | 8.3 | 6.1 | 6.2 |
| 9.2 | 9.1 | 8.5 | 9.8 | 8.4 | | 9.3 | 8.9 | 9.0 | 6.3 | 8.1 | 5.1 | 4.4 |
| 10.2 | 9.8 | 9.8 | 10.4 | 9.0 | | 10.1 | 9.8 | 9.2 | 6.7 | 8.4 | 5.1 | 5.7 |
| 10.1 | 10.5 | 9.7 | 9.9 | 7.9 | | 8.1 | 8.0 | 6.3 | 6.3 | 7.5 | 5.2 | 4.9 |
| 8.6 | 8.5 | 7.7 | 8.4 | 6.3 | | 7.4 | 6.5 | 6.7 | 6.7 | 7.7 | 5.0 | 5.5 |
| 8.2 | 8.3 | 7.9 | 8.3 | 6.4 | | 8.2 | 7.5 | 6.6 | 7.0 | 8.3 | 5.1 | 5.4 |
| 9.1 | 8.5 | 8.3 | 9.5 | 8.9 | | 8.9 | 7.9 | 6.4 | 7.5 | 8.2 | 6.1 | 6.8 |
| 9.4 | 8.9 | 8.4 | 9.8 | 8.2 | | 9.3 | 8.5 | 7.2 | 7.9 | 10.0 | 5.7 | 6.1 |
| | 7.4 | 7.8 | 8.6 | 7.4 | | 8.5 | 7.6 | 7.2 | 6.1 | 8.9 | 6.3 | 6.1 |
| 8.2 | 8.2 | 7.7 | 8.1 | 7.2 | | 7.5 | 6.8 | 6.9 | 5.7 | 7.4 | 4.2 | 4.5 |
| 8.0 | 7.8 | 7.0 | 8.1 | 6.8 | | 7.2 | 6.5 | 6.6 | 6.3 | 7.2 | 4.8 | 4.5 |
| 7.6 | 7.1 | 6.7 | 8.0 | 7.0 | | 7.2 | 6.8 | 5.7 | 7.0 | 8.1 | 5.2 | 5.6 |
| 7.6 | 6.7 | 6.8 | 7.4 | 6.5 | | 8.1 | 6.4 | 6.6 | 6.9 | 7.6 | 5.4 | 5.3 |
| 9.0 | 8.8 | 8.4 | 9.2 | 7.8 | | 8.3 | 8.0 | 7.4 | 6.6 | 7.4 | 5.3 | 5.3 |

## HUMEDAD ABSOLUTA
Absolute Feuchtigkeit

## NOVIEMBRE 1912

**Promedio diario** Tägl. Mitt. $\left(\frac{7a+2p+}{3}\right.$

| Dia Tag | Arica | Iquique | Antofagasta | Caldera | Pascua | Copiapó | Coquimbo | Ovalle | Los Andes | Valparaiso | Santiago | San Fernando | Talca |
|---|---|---|---|---|---|---|---|---|---|---|---|---|---|
| 1 | 11.7 | 12.1 | 13.3 | 10.5 | 12.4 | | 7.0 | 8.3 | 6.2 | 6.2 | 6.2 | 6.3 | 6.6 |
| 2 | 11.6 | 12.5 | 13.7 | 10.3 | 13.0 | 6.9 | 7.6 | 6.6 | 6.4 | 7.5 | 6.8 | 6.9 | 7.2 |
| 3 | 11.5 | 12.9 | 13.3 | 9.6 | 14.2 | 6.3 | 8.0 | 7.4 | 6.0 | 7.5 | 6.7 | 6.5 | 7.9 |
| 4 | 11.6 | 13.5 | 13.4 | 10.5 | 13.4 | 7.3 | 8.8 | 6.8 | 7.3 | 7.4 | 7.5 | 8.0 | 7.1 |
| 5 | 11.3 | 13.4 | 13.5 | 9.8 | 15.3 | 7.8 | 9.1 | 7.3 | 5.3 | 5.6 | 6.2 | 5.9 | 5.5 |
| 6 | 10.6 | 13.6 | 13.3 | 10.5 | 16.1 | 6.5 | 9.0 | 9.8 | 5.7 | 7.5 | 6.9 | 7.7 | 8.1 |
| 7 | 11.8 | 13.1 | 13.2 | 11.0 | 12.7 | 8.9 | 9.7 | 7.9 | 5.6 | 6.9 | 7.6 | 7.3 | 7.3 |
| 8 | 11.0 | 13.7 | 13.4 | 11.1 | 10.3 | 9.1 | 10.0 | 6.4 | 8.6 | 9.7 | 8.4 | 9.2 | 9.1 |
| 9 | 12.1 | 13.6 | 13.5 | 11.3 | 11.0 | 8.6 | 10.1 | 8.3 | 8.9 | 9.4 | 9.8 | 9.8 | 9.2 |
| 10 | 12.4 | 12.4 | 13.4 | 11.5 | 11.5 | 9.3 | 10.6 | 8.8 | 9.0 | 10.1 | 10.1 | 9.8 | 9.1 |
| 11 | 12.2 | 13.2 | 13.3 | 11.1 | 11.8 | 9.4 | 10.4 | 7.0 | 10.4 | 9.9 | 10.3 | 9.2 | 9.0 |
| 12 | 11.5 | 14.0 | 13.4 | 11.2 | 12.3 | 9.5 | 9.8 | 8.6 | 8.6 | 9.2 | 9.7 | 9.0 | 7.2 |
| 13 | 12.9 | 15.0 | 13.4 | 11.6 | 13.8 | 9.3 | 10.1 | 7.6 | 10.0 | 9.9 | 8.3 | 7.5 | 7.5 |
| 14 | 12.2 | 14.2 | 13.2 | 10.9 | 14.0 | 8.0 | 9.7 | 7.9 | 8.6 | 8.4 | 9.0 | 8.5 | 8.0 |
| 15 | 12.1 | 14.0 | 13.3 | 10.9 | 14.7 | 8.5 | 9.5 | 9.8 | 7.0 | 8.5 | 8.2 | 8.7 | 8.8 |
| 16 | 12.0 | 13.9 | 13.4 | 11.4 | 13.4 | 9.8 | 9.3 | 7.9 | 8.1 | 8.1 | 8.3 | 8.0 | 8.7 |
| 17 | 12.3 | 15.3 | 13.1 | 11.3 | 13.3 | 9.0 | 9.4 | 8.4 | 7.4 | 8.9 | 8.3 | 9.0 | 10.7 |
| 18 | 12.2 | 15.2 | 13.2 | 11.5 | 15.1 | 9.4 | 10.0 | 9.5 | 7.6 | 8.8 | 8.7 | 8.6 | 9.7 |
| 19 | 11.7 | 12.9 | 13.0 | 11.7 | 13.6 | 10.1 | 10.2 | 9.8 | 7.4 | 7.6 | 7.8 | 8.4 | 9.7 |
| 20 | 12.9 | 12.2 | 12.8 | 11.3 | 13.3 | 9.9 | 10.3 | 9.6 | 6.3 | 7.1 | 6.9 | 8.0 | 7.7 |
| 21 | 13.3 | 11.9 | 12.8 | 11.7 | 15.6 | 10.3 | 9.7 | 8.4 | 5.9 | 7.3 | 6.3 | 8.0 | 7.7 |
| 22 | 13.4 | 11.3 | 13.2 | 12.0 | 14.0 | 10.2 | 9.6 | 11.0 | 7.4 | 7.1 | 8.6 | 8.2 | 8.7 |
| 23 | 13.2 | 11.8 | 13.3 | 12.3 | 12.7 | 10.5 | 10.6 | 10.7 | 6.9 | 7.3 | 8.0 | 7.4 | 6.9 |
| 24 | 13.2 | 11.5 | 12.9 | 11.9 | 13.6 | 11.0 | 10.3 | 10.0 | 6.2 | 7.1 | 7.5 | 8.0 | 6.8 |
| 25 | 13.1 | 12.5 | 13.4 | 12.5 | 14.2 | 10.8 | 10.5 | 9.6 | 7.7 | 8.9 | 8.2 | 8.7 | 8.2 |
| 26 | 14.1 | 13.8 | 13.3 | 12.6 | 16.3 | 11.6 | 10.2 | 9.0 | 7.4 | 9.1 | 8.2 | 9.2 | 9.2 |
| 27 | 14.1 | 14.3 | 13.0 | 12.1 | 16.9 | 10.9 | 10.4 | 9.0 | 7.4 | 7.8 | 8.9 | 8.6 | 8.5 |
| 28 | 13.0 | 14.9 | 13.1 | 12.0 | 17.8 | 10.1 | 9.5 | 10.9 | 6.7 | 7.4 | 7.9 | 7.5 | 6.9 |
| 29 | 13.8 | 13.9 | 13.2 | 11.3 | 17.1 | 9.7 | 9.8 | 9.0 | 5.6 | 7.4 | 7.0 | 7.5 | 7.2 |
| 30 | 13.3 | 14.4 | 13.2 | 11.6 | 15.1 | 9.7 | 10.1 | 9.0 | 7.9 | 9.7 | 9.4 | 9.2 | 9.1 |
| Pro. Mit. | 12.4 | 13.4 | 13.2 | 11.3 | 13.9 | 9.2 | 9.7 | 8.7 | 7.3 | 8.1 | 8.0 | 8.2 | 8.1 |

## HUMEDAD ABSOLUTA
Absolute Feuchtigkeit

## DICIEMBRE 1912

**Promedio diario** Tägl. Mitt. $\left(\frac{7a+2p+}{3}\right.$

| | | | | | | | | | | | | | |
|---|---|---|---|---|---|---|---|---|---|---|---|---|---|
| 1 | 12.7 | 12.2 | 14.5 | 11.1 | 12.2 | 9.6 | 10.5 | 8.9 | 10.1 | 9.7 | 10.5 | 10.6 | 10.9 |
| 2 | 13.8 | 15.5 | 15.3 | 11.2 | 12.2 | 9.3 | 10.0 | 8.7 | 10.5 | 9.7 | 11.5 | 10.5 | 11.8 |
| 3 | 13.9 | 15.3 | 14.8 | 11.7 | 13.2 | 9.2 | 10.8 | 9.4 | 10.3 | 9.3 | 11.6 | 10.6 | 10.7 |
| 4 | 14.2 | 16.1 | 14.7 | 11.7 | 11.8 | 9.6 | 10.4 | 7.6 | 10.3 | 8.7 | 9.6 | 8.8 | 8.4 |
| 5 | 14.2 | 15.6 | 14.8 | 12.3 | 15.4 | 9.5 | 9.5 | 9.3 | 8.2 | 8.2 | 9.7 | 9.1 | 8.9 |
| 6 | 13.2 | 15.7 | 14.7 | 12.0 | 16.1 | 10.0 | 10.8 | 9.6 | 7.2 | 8.3 | 9.2 | 7.2 | 7.9 |
| 7 | 14.0 | 14.9 | 14.9 | 12.1 | 17.3 | 10.0 | 11.3 | 9.0 | 8.0 | 8.9 | 8.3 | 7.6 | 8.7 |
| 8 | 14.0 | 15.0 | 14.8 | 11.9 | 16.6 | 9.9 | 10.3 | 8.6 | 8.4 | 9.0 | 8.7 | 9.6 | 8.6 |
| 9 | 13.5 | 14.9 | 14.7 | 12.2 | 16.8 | 9.9 | 10.5 | 9.3 | 8.1 | 7.1 | 7.8 | 7.0 | 7.5 |
| 10 | 13.3 | 14.7 | 14.1 | 12.0 | 15.2 | 9.7 | 10.3 | 9.0 | 7.0 | 6.9 | 8.0 | 8.2 | 8.3 |
| 11 | 13.9 | 15.1 | 14.6 | 12.5 | 16.9 | 9.4 | 10.7 | 9.6 | 7.1 | 7.4 | 8.1 | 7.0 | 7.2 |
| 12 | 13.9 | 15.5 | 14.8 | 12.0 | 15.7 | 9.7 | 10.0 | 8.9 | 5.6 | 6.6 | 7.4 | 6.8 | 7.6 |
| 13 | 13.9 | 15.8 | 14.5 | 11.8 | 17.7 | 10.3 | 10.7 | 10.1 | 7.0 | 8.1 | 7.4 | 7.7 | 8.7 |
| 14 | 13.5 | 15.9 | 14.6 | 11.5 | 18.5 | 10.1 | 10.4 | 9.9 | 7.9 | 8.4 | 6.7 | 8.3 | 9.0 |
| 15 | 13.9 | 16.1 | 14.7 | 11.9 | 18.3 | | 10.9 | 10.6 | 8.1 | 9.0 | 9.2 | 8.9 | 9.6 |
| 16 | 14.3 | 14.7 | 14.5 | 12.6 | 18.3 | | 11.4 | 14.4 | 9.1 | 10.6 | 11.8 | 11.3 | 12.9 |
| 17 | 14.3 | 16.2 | 14.6 | 12.7 | 17.9 | 10.4 | 11.6 | 9.0 | 12.7 | 11.7 | 12.5 | 12.1 | 13.0 |
| 18 | 14.1 | 15.9 | 14.2 | 13.6 | 17.5 | 11.0 | 12.0 | 8.5 | 12.5 | 11.6 | 12.4 | 12.5 | 13.0 |
| 19 | 14.0 | 16.7 | 14.3 | 13.4 | 15.0 | | 11.9 | 8.7 | 10.7 | 10.9 | 12.0 | 8.3 | 8.8 |
| 20 | 13.8 | 15.6 | 14.6 | 13.0 | 14.2 | 11.3 | 11.9 | 8.0 | 9.3 | 10.9 | 10.2 | 10.5 | 8.5 |
| 21 | 14.5 | 15.1 | 14.5 | 12.5 | 14.2 | 11.0 | 11.4 | 8.7 | 10.0 | 11.1 | 10.7 | 9.3 | 11.3 |
| 22 | 15.5 | 17.0 | 15.0 | 12.6 | 14.6 | 10.6 | 11.4 | 10.5 | 11.6 | 10.7 | 12.1 | 11.7 | 13.3 |
| 23 | 15.4 | 17.5 | 14.8 | 12.8 | 15.5 | 10.8 | 12.1 | 8.4 | 11.3 | 11.4 | 9.7 | 10.8 | 12.0 |
| 24 | 15.0 | 17.8 | 14.6 | 13.3 | 16.2 | 11.2 | 12.3 | 8.4 | 9.0 | 8.4 | 9.9 | 8.7 | 7.4 |
| 25 | 15.8 | 16.6 | 14.7 | 13.7 | 16.5 | 11.9 | 11.4 | 8.7 | 8.2 | 9.0 | 8.4 | 8.7 | 8.5 |
| 26 | 16.0 | 16.0 | 15.1 | 13.6 | 17.3 | 11.6 | 11.5 | 9.3 | 8.3 | 9.4 | 8.3 | 8.0 | 10.0 |
| 27 | 16.4 | 16.5 | 15.3 | 14.2 | 16.7 | 11.2 | 11.7 | 9.5 | 10.0 | 9.8 | 9.6 | 8.5 | 10.1 |
| 28 | 15.6 | 17.4 | 15.3 | 14.0 | 17.6 | 11.2 | 12.0 | 11.1 | 9.9 | 10.7 | 10.5 | 9.5 | 9.7 |
| 29 | 16.2 | 17.2 | 14.8 | 13.6 | 17.5 | 10.7 | 11.8 | 9.3 | 9.5 | 8.6 | 9.8 | 9.0 | 9.7 |
| 30 | 15.0 | 14.4 | 14.9 | 13.1 | 16.1 | | 11.7 | 10.9 | 9.1 | 8.6 | 9.7 | 10.1 | 9.4 |
| 31 | 14.8 | 16.6 | 14.7 | 13.4 | 14.6 | 11.4 | 10.7 | 11.8 | 9.5 | 10.9 | 9.8 | 8.8 | 9.0 |
| Pro. Mit. | 14.4 | 15.8 | 14.7 | 12.6 | 15.9 | 10.4 | 11.1 | 9.5 | 9.2 | 9.4 | 9.7 | 9.2 | 9.7 |

**EDAD ABSOLUTA**
Absolute Feuchtigkeit

**NOVIEMBRE 1912**

**Promedio diario** $\left(\frac{7a+2p+9p}{3}\right)$
Tägl. Mitt.

| Punta Tumbes | Concepción | Contulmo | Mocha W | Valdivia | Los Riscos | Puerto Montt | Punta Corona | Huafo | Evangelistas | Dungenes | Punta Arenas | San Isidro |
|---|---|---|---|---|---|---|---|---|---|---|---|---|
| 9.8 | 7.4 | 7.4 | 9.2 | 7.3 | | 8.5 | 8.1 | 8.1 | 6.7 | 7.1 | 5.5 | 5.7 |
| 9.7 | 8.8 | 8.6 | 9.9 | 8.5 | | 8.8 | 8.6 | 7.7 | 5.6 | 7.1 | 4.4 | 5.3 |
| 8.6 | 9.0 | 7.8 | 7.4 | 6.2 | | 6.8 | 5.7 | 4.9 | 5.2 | 6.7 | 4.3 | 5.2 |
| 6.6 | 5.9 | 5.1 | 6.8 | 5.8 | | 6.7 | 5.6 | 6.1 | 6.3 | 6.5 | 4.9 | 5.0 |
| 8.1 | 7.4 | 7.8 | 9.3 | 8.2 | | 8.1 | 8.1 | 7.6 | 5.6 | 7.2 | 4.4 | 4.5 |
| 8.9 | 8.3 | 6.9 | 7.6 | 5.6 | | 6.6 | 6.6 | 6.2 | 5.6 | 6.8 | 4.2 | 4.0 |
| 7.9 | 7.9 | 6.7 | 8.2 | 7.1 | | 7.2 | 6.8 | 7.4 | 7.3 | 7.5 | 5.1 | 5.9 |
| 9.4 | 9.1 | 9.7 | 9.8 | 8.2 | | 8.1 | 9.2 | 9.2 | 7.9 | 9.2 | 6.7 | 5.8 |
| 9.4 | 9.7 | 9.6 | 9.6 | 8.6 | | 9.1 | 8.1 | 7.3 | 5.3 | 7.5 | 4.7 | 3.8 |
| 9.6 | 10.1 | 8.6 | 10.2 | 5.8 | | 6.9 | 7.6 | 6.0 | 7.2 | 7.6 | 5.6 | 5.4 |
| 8.8 | 8.8 | 7.6 | 9.0 | 6.5 | | 6.9 | 7.9 | 7.3 | 6.4 | 8.4 | 5.3 | 5.3 |
| 8.0 | 8.3 | 7.8 | 8.7 | 7.4 | | 7.9 | 7.8 | 7.4 | 5.3 | 6.5 | 4.3 | 4.4 |
| 8.7 | 8.0 | 7.6 | 9.0 | 8.1 | | 8.3 | 7.4 | 5.9 | 4.0 | 5.8 | 3.5 | 4.9 |
| 8.9 | 8.3 | 7.8 | 8.9 | 5.8 | | 6.5 | 6.1 | 5.1 | 4.2 | 5.4 | 3.4 | 4.1 |
| 9.1 | 8.5 | 7.4 | 8.8 | 6.5 | | 7.9 | 8.1 | 6.8 | 4.0 | 6.5 | 4.1 | 3.7 |
| 9.6 | 9.2 | 8.9 | 10.0 | 9.1 | | 9.1 | 9.5 | 7.1 | 5.6 | 6.7 | 4.5 | 4.6 |
| 10.4 | 11.1 | 10.3 | 11.6 | 10.4 | | 10.3 | 10.0 | 9.5 | 6.0 | 8.1 | 5.6 | 5.3 |
| 11.2 | 10.3 | 9.6 | 10.8 | 9.0 | | 10.1 | 9.1 | 9.5 | 5.4 | 7.0 | 4.9 | 4.3 |
| 9.4 | 9.2 | 8.3 | 9.6 | 7.2 | | 8.3 | 6.9 | 6.4 | 5.5 | 6.9 | 4.3 | 4.2 |
| 9.0 | 8.0 | 7.9 | 9.4 | 6.7 | | 7.5 | 7.3 | 5.9 | 6.2 | 7.7 | 5.1 | 4.8 |
| 8.6 | 9.5 | 8.7 | 9.2 | 7.2 | | 8.0 | 7.6 | 7.1 | 7.1 | 7.5 | 6.0 | 5.5 |
| 8.8 | 9.9 | 9.3 | 10.7 | 8.8 | | 8.6 | 8.1 | 7.6 | 5.2 | 7.2 | 5.0 | 4.8 |
| 8.5 | 7.9 | 8.2 | 9.6 | 8.3 | | 8.6 | 7.9 | 8.0 | 5.5 | 6.8 | 4.8 | 4.4 |
| 9.1 | 9.1 | 9.0 | 10.3 | 7.9 | | 9.4 | 9.3 | 9.2 | 6.1 | 6.6 | 6.0 | 5.2 |
| 10.7 | 10.6 | 9.5 | 10.7 | 9.2 | | 9.7 | 7.8 | 8.3 | 4.8 | 7.3 | 4.8 | 4.3 |
| 11.1 | 10.9 | 9.9 | 11.4 | 8.9 | | 9.1 | 7.6 | 5.9 | 3.9 | 6.5 | 4.0 | 4.5 |
| 9.4 | 8.5 | 7.9 | 8.3 | 6.5 | | 7.1 | 5.5 | 5.4 | 4.6 | 6.9 | 3.8 | 4.1 |
| 7.8 | 8.0 | 6.5 | 8.0 | 6.4 | | 7.1 | 5.9 | 6.4 | 5.2 | 6.9 | 4.3 | 4.9 |
| 9.1 | 9.1 | 8.4 | 9.2 | 7.0 | | 9.1 | 6.9 | 7.4 | 6.8 | 8.3 | 5.9 | 5.8 |
| 11.3 | 9.7 | 9.9 | 10.5 | 8.2 | | 9.1 | 8.3 | 8.8 | 7.9 | 8.4 | 7.6 | 7.4 |
| 9.2 | 8.9 | 8.3 | 9.4 | 7.6 | | 8.2 | 7.6 | 7.2 | 5.7 | 7.2 | 4.9 | 4.9 |

**EDAD ABSOLUTA**
Absolute Feuchtigkeit

**DICIEMBRE 1912**

**Promedio diario** $\left(\frac{7a+2p+9p}{3}\right)$
Tägl. Mitt.

| | | | | | | | | | | | | |
|---|---|---|---|---|---|---|---|---|---|---|---|---|
| 10.3 | 10.8 | 11.0 | 10.2 | 9.6 | | 9.9 | 10.0 | 9.7 | 7.4 | 9.2 | 5.8 | 6.3 |
| 10.3 | 10.5 | 10.8 | 10.4 | 9.9 | | 10.1 | 9.8 | 9.5 | 8.0 | 7.9 | 7.1 | 6.6 |
| 9.6 | 9.9 | 9.6 | 9.3 | 8.3 | | 9.1 | 9.4 | 9.8 | 8.2 | 8.0 | 8.4 | 8.0 |
| 10.5 | 9.3 | 9.9 | 10.2 | 9.3 | | 10.2 | 9.6 | 9.7 | 7.4 | 7.8 | 8.1 | 7.8 |
| 9.4 | 10.1 | 9.3 | 10.3 | 7.9 | | 8.5 | 7.6 | 7.7 | 7.1 | 8.2 | 6.3 | 5.5 |
| 9.4 | 8.6 | 8.4 | 10.8 | 8.5 | | 9.3 | 9.2 | 9.7 | 7.1 | 8.9 | 6.1 | 6.6 |
| 10.5 | 10.5 | 10.1 | 11.5 | 9.4 | | 9.4 | 8.0 | 7.3 | 5.8 | 8.5 | 5.1 | 6.5 |
| 9.7 | 9.1 | 7.3 | 8.7 | 7.0 | | 8.8 | 7.4 | 6.7 | 5.0 | 8.2 | 4.2 | 5.2 |
| 9.8 | 8.7 | 8.2 | 9.2 | 8.2 | | 10.0 | 8.8 | 8.3 | 5.2 | 9.0 | 5.3 | 5.7 |
| 10.1 | 10.9 | 8.2 | 9.7 | 7.2 | | 7.9 | 5.9 | 5.3 | 5.0 | 6.4 | 4.9 | 5.2 |
| 9.1 | 7.3 | 6.8 | 9.0 | 7.4 | | 8.1 | 7.8 | 7.4 | 5.4 | 7.3 | 6.1 | 5.5 |
| 9.2 | 8.4 | 8.6 | 9.6 | 9.3 | | 10.0 | 9.4 | 8.6 | 5.6 | 7.1 | 5.2 | 5.8 |
| 10.5 | 9.6 | 9.3 | 10.7 | 8.5 | | 10.7 | 9.5 | 10.1 | 7.5 | 8.1 | 7.3 | 7.0 |
| 12.0 | 10.7 | 10.1 | 12.7 | 10.5 | | 10.9 | 11.2 | 10.4 | 7.6 | 9.3 | 7.1 | 8.0 |
| 12.6 | 13.5 | 14.0 | 13.6 | 12.5 | | 12.7 | 10.7 | 8.8 | 8.0 | 8.9 | 7.5 | 7.6 |
| 12.5 | 12.5 | 13.1 | 14.3 | 12.6 | | 13.1 | 11.4 | 10.4 | 7.9 | 8.9 | 7.3 | 7.6 |
| 12.1 | 13.2 | 14.0 | 12.2 | 13.3 | | 13.2 | 11.5 | 10.9 | 8.5 | 10.8 | 7.9 | 8.3 |
| 11.7 | 12.3 | 12.4 | 11.6 | 10.7 | | 11.2 | 9.1 | 8.8 | 7.6 | 10.1 | 6.8 | 7.0 |
| 10.1 | 10.0 | 9.5 | 9.6 | 8.1 | | 7.6 | 7.5 | 6.6 | 6.8 | 8.5 | 6.3 | 6.5 |
| 10.2 | 10.2 | 10.5 | 10.7 | 8.8 | | 8.9 | 8.9 | 9.1 | 6.7 | 9.4 | 5.7 | 6.2 |
| 12.1 | 11.8 | 12.9 | 12.2 | 11.6 | | 11.7 | 11.5 | 10.9 | 5.9 | 7.7 | 4.7 | 6.2 |
| 10.5 | 11.3 | 11.8 | 11.8 | 11.0 | | 12.0 | 11.1 | 10.7 | 5.8 | 7.4 | 4.6 | 5.0 |
| 10.2 | 9.9 | 9.9 | 11.7 | 9.2 | | 8.4 | 8.8 | 6.9 | 6.0 | 7.8 | 4.7 | 5.3 |
| 9.5 | 8.9 | 9.0 | 10.3 | 8.7 | | 9.4 | 9.2 | 9.0 | 8.0 | 8.5 | 5.5 | 6.1 |
| 10.1 | 10.2 | 9.4 | 11.4 | 8.8 | | 9.7 | 9.3 | 9.0 | 5.2 | 9.5 | 4.6 | 4.6 |
| 9.9 | 9.5 | 9.3 | 11.0 | 8.9 | | 8.9 | 8.9 | 8.6 | 4.7 | 7.0 | 4.2 | 4.5 |
| 9.9 | 9.3 | 8.9 | 11.2 | 8.4 | | 8.4 | 9.7 | 9.1 | 5.9 | 7.4 | 4.4 | 4.5 |
| 9.6 | 9.8 | 9.4 | 11.4 | 9.2 | | 10.7 | 10.3 | 9.0 | 4.5 | 7.6 | 4.5 | 4.4 |
| 10.6 | 10.7 | 9.3 | 12.0 | 10.4 | | 10.0 | 9.7 | 7.9 | 5.2 | 8.5 | 5.1 | 5.4 |
| 10.8 | 10.3 | 10.4 | 10.5 | 9.3 | | 9.4 | 8.3 | 7.5 | 5.4 | 8.9 | 5.5 | 6.7 |
| 11.1 | 11.6 | 10.8 | 12.5 | 9.3 | | 10.6 | 9.3 | 8.5 | 8.2 | 9.5 | 6.8 | 7.1 |
| 10.5 | 10.3 | 10.1 | 11.0 | 9.4 | | 10.0 | 9.3 | 8.8 | 6.5 | 8.4 | 5.9 | 6.2 |

## TEMPERATURA DEL AIRE
Lufttemperatur

## ENERO 1912

**Promedio diario** Tägl. Mitt. $\left(\frac{7a+2p+}{3}\right.$

| Dia Tag | Arica | Iquique | Antofagasta | Caldera | Pascua | Copiapó | Coquimbo | Ovalle | Los Andes | Valparaíso | Santiago | El Teniente | San Fernando | Talca |
|---|---|---|---|---|---|---|---|---|---|---|---|---|---|---|
| 1 | 22.0 | 21.2 | 20.4 | 17.5 | 22.4 | 19.9 | 15.8 | | 22.0 | 18.5 | 20.6 | 12.4 | 18.9 | 20.9 |
| 2 | 22.2 | 21.8 | 20.6 | 18.0 | 22.3 | 20.0 | 17.2 | | 22.0 | 17.1 | 21.1 | 14.4 | 19.9 | 21.2 |
| 3 | 22.0 | 21.0 | 20.6 | 17.8 | 21.9 | 21.1 | 18.0 | | 21.0 | 17.1 | 18.5 | 13.4 | 18.6 | *19.4* |
| 4 | 21.8 | 21.2 | 20.6 | 17.3 | 22.3 | 21.0 | 17.6 | | 21.6 | 17.9 | 20.0 | 12.3 | 18.2 | 19.1 |
| 5 | 22.0 | 21.0 | 20.5 | 16.9 | 22.3 | 21.4 | 18.4 | | 22.6 | 20.2 | 19.1 | 13.5 | 17.6 | 19.6 |
| 6 | 22.4 | 21.6 | 20.5 | 17.3 | 22.1 | 20.3 | 17.8 | | 24.8 | 18.4 | 22.6 | 17.4 | 20.1 | 21.4 |
| 7 | 23.0 | 22.2 | 20.6 | 18.0 | 22.4 | 20.3 | 17.2 | | 23.0 | 15.9 | 20.6 | 15.2 | 20.9 | 22.2 |
| 8 | 22.6 | 21.0 | 20.7 | 17.6 | 22.5 | 20.1 | 17.9 | | 22.0 | 17.2 | 20.8 | 10.5 | 19.2 | 22.8 |
| 9 | 22.8 | 22.1 | 20.7 | 16.4 | 22.2 | 19.1 | 17.4 | | 22.6 | 16.8 | 22.1 | 13.4 | 22.4 | 24.9 |
| 10 | 22.8 | 22.0 | 20.8 | 16.8 | 21.5 | 19.0 | 16.8 | | 23.0 | 17.2 | 20.5 | 14.7 | 20.3 | 23.8 |
| 11 | 23.2 | 21.2 | 21.0 | 17.6 | 22.2 | 19.1 | 17.7 | | 20.7 | 17.0 | 17.4 | 15.6 | 16.8 | 19.0 |
| 12 | 23.0 | 21.7 | 21.0 | 17.5 | 22.8 | 20.3 | 17.5 | | 23.2 | 18.8 | 21.0 | 16.6 | 20.0 | 23.6 |
| 13 | 22.6 | 20.8 | 20.7 | 17.6 | 23.4 | 19.0 | 17.9 | | 25.6 | 17.5 | 23.0 | 18.8 | 22.0 | 25.4 |
| 14 | 22.0 | 20.4 | 20.5 | 18.2 | 23.9 | 19.5 | 17.5 | | 23.6 | 17.9 | 21.5 | 17.2 | 21.5 | 22.8 |
| 15 | 22.0 | 21.4 | 20.7 | 18.2 | 22.5 | 20.4 | 18.6 | | 20.8 | 18.0 | 19.0 | 16.0 | 17.3 | 21.4 |
| 16 | 22.7 | 21.6 | 20.6 | 18.8 | 21.9 | 19.8 | 18.6 | | 22.3 | 17.8 | 20.0 | 16.8 | 20.2 | 24.4 |
| 17 | 22.2 | 21.4 | 20.7 | 18.8 | 21.4 | 19.6 | 19.4 | | 21.8 | 17.8 | 20.4 | 14.6 | 21.4 | 23.4 |
| 18 | 22.4 | 21.4 | 20.7 | 18.9 | 22.4 | 20.9 | 18.6 | | 21.8 | 17.4 | 20.4 | 13.5 | 19.6 | 21.0 |
| 19 | 21.9 | 20.8 | 20.7 | 18.6 | 22.1 | 20.4 | 18.2 | | 20.5 | 19.1 | 19.8 | 11.5 | 18.1 | 20.2 |
| 20 | 22.2 | 20.8 | 20.6 | 18.5 | 21.5 | 20.2 | 18.3 | | 22.2 | 19.2 | 21.0 | 14.4 | 19.1 | 21.0 |
| 21 | 22.4 | 22.0 | 20.8 | 18.6 | 22.4 | 20.6 | 17.5 | | 24.0 | 19.2 | 22.4 | 17.3 | 19.2 | 21.4 |
| 22 | 22.2 | 21.7 | 20.7 | 19.3 | 22.3 | 20.5 | 17.6 | | 23.6 | 17.4 | 22.4 | 16.9 | 21.2 | 23.2 |
| 23 | 22.2 | 21.4 | 20.9 | 19.2 | 21.7 | 20.5 | 17.8 | | 23.3 | 16.8 | 22.0 | 16.6 | 21.6 | 24.6 |
| 24 | 21.8 | 21.4 | 21.2 | 19.8 | 20.9 | 20.4 | 18.2 | | 24.0 | 18.0 | 22.1 | 16.2 | 22.9 | 24.0 |
| 25 | 22.8 | 21.6 | 21.2 | 20.1 | 21.5 | 20.5 | 18.7 | | 23.6 | 18.4 | 22.5 | 14.7 | 21.0 | 22.7 |
| 26 | 23.0 | 21.8 | 21.0 | 19.8 | 23.3 | 20.3 | 17.8 | 16.2 | 23.2 | 17.5 | 22.1 | 14.9 | 20.1 | 23.6 |
| 27 | 23.0 | 21.5 | 21.2 | 17.6 | 24.3 | 19.7 | 17.6 | 17.4 | 22.6 | 15.7 | 21.0 | 14.7 | 20.5 | 25.0 |
| 28 | 22.5 | 21.9 | 21.1 | 18.0 | 23.8 | 18.5 | 17.2 | 17.6 | 22.4 | 16.2 | 18.0 | 15.8 | 19.8 | 24.2 |
| 29 | 21.4 | 22.4 | 21.0 | 18.0 | 24.3 | 19.8 | 18.2 | 18.4 | 20.3 | 16.8 | 17.8 | 13.0 | 17.9 | 23.0 |
| 30 | 22.0 | 21.6 | 21.0 | 19.0 | 24.5 | 20.1 | 18.9 | 17.5 | 22.0 | 18.7 | 19.6 | 15.5 | 20.2 | 23.4 |
| 31 | 22.1 | 22.0 | 21.1 | 19.0 | 23.9 | 20.7 | 18.6 | 19.1 | 22.0 | 18.3 | 20.2 | 13.7 | 20.8 | 21.0 |
| Pro. Mit. | 22.4 | 21.5 | 20.8 | 18.2 | 22.5 | 20.1 | 18.0 | | 22.5 | 17.8 | 20.6 | 14.9 | 19.9 | 22.4 |

## TEMPERATURA DEL AIRE
Lufttemperatur

## FEBRERO 1912

**Promedio diario** Tägl. Mitt. $\left(\frac{7a+2p+9}{3}\right.$

| | | | | | | | | | | | | | | |
|---|---|---|---|---|---|---|---|---|---|---|---|---|---|---|
| 1 | 21.3 | 20.4 | 20.8 | 19.0 | 22.7 | 20.8 | 18.2 | 21.0 | 23.4 | 19.2 | 21.0 | 15.0 | 20.4 | 22.2 |
| 2 | 21.6 | 21.3 | 21.3 | 18.6 | 24.0 | 20.1 | 18.5 | 19.4 | 22.8 | 18.9 | 21.6 | 13.4 | 20.6 | 21.5 |
| 3 | 22.5 | 21.3 | 20.8 | 19.1 | 23.8 | 20.0 | 18.2 | 19.7 | 24.4 | 20.0 | 21.9 | 17.0 | 19.2 | 22.3 |
| 4 | 23.4 | 21.7 | 21.2 | 19.4 | 24.5 | 19.4 | 18.2 | 19.5 | 23.6 | 16.8 | 21.7 | 15.7 | 19.4 | 22.5 |
| 5 | 23.2 | 22.6 | 21.5 | 20.4 | 24.2 | 20.7 | 18.0 | 18.8 | 19.6 | 17.2 | 19.4 | 12.3 | 18.7 | 18.8 |
| 6 | 23.3 | 22.2 | 21.2 | 19.2 | 23.7 | 21.6 | 18.5 | 19.8 | 21.8 | 16.6 | 19.3 | 11.4 | 17.5 | 20.0 |
| 7 | 23.4 | 21.8 | 21.3 | 19.4 | 22.5 | 21.1 | 19.1 | 22.3 | 22.2 | 19.8 | 20.8 | 13.5 | 18.9 | 20.0 |
| 8 | 23.4 | 21.6 | 21.0 | 19.8 | 23.5 | 19.6 | 18.1 | 18.8 | 21.1 | 18.2 | 19.2 | 15.0 | 14.4 | 17.6 |
| 9 | 23.0 | 22.1 | 21.6 | 18.9 | 23.5 | 20.5 | 18.1 | 18.0 | 21.7 | 18.2 | 21.4 | 14.2 | 19.9 | 21.6 |
| 10 | 23.3 | 21.8 | 21.2 | 19.2 | 23.2 | 21.0 | 17.8 | 20.5 | 23.4 | 17.2 | 22.8 | 17.4 | 19.8 | 20.7 |
| 11 | 22.4 | 22.4 | 21.1 | 20.5 | 23.9 | 21.2 | 18.4 | 18.9 | 22.8 | 16.6 | 20.6 | 17.0 | 20.2 | 23.1 |
| 12 | 23.4 | 22.4 | 21.4 | 19.0 | 24.6 | 20.1 | 17.9 | 18.6 | 19.4 | 17.3 | 17.1 | 13.0 | 17.0 | 18.4 |
| 13 | 24.0 | 22.2 | 21.2 | 19.0 | 24.0 | 19.5 | 18.0 | 18.1 | 19.5 | 17.4 | 17.8 | 12.1 | 18.1 | 19.2 |
| 14 | 23.2 | 21.8 | 21.0 | 18.8 | 23.4 | 19.6 | 17.8 | 17.8 | 21.0 | 17.6 | 19.8 | 12.7 | 17.3 | 21.1 |
| 15 | 23.6 | 21.6 | 21.6 | 19.1 | 24.2 | 20.0 | 17.6 | 18.0 | 21.8 | 16.0 | 18.9 | 13.6 | 19.2 | 23.0 |
| 16 | 23.6 | 22.2 | 21.3 | 19.0 | 24.4 | 20.6 | 18.1 | 18.2 | 22.4 | 16.0 | 19.8 | 14.4 | 21.0 | 21.8 |
| 17 | 24.2 | 22.0 | 21.3 | 19.5 | 25.0 | 20.5 | 17.8 | 17.3 | 21.6 | 15.8 | 20.0 | 13.4 | 20.1 | 20.8 |
| 18 | 23.2 | 22.2 | 21.2 | 19.6 | 24.2 | 20.5 | 18.2 | 17.6 | 20.7 | 16.3 | 19.8 | 10.6 | 17.8 | 18.7 |
| 19 | 23.0 | 20.0 | 21.3 | 19.6 | 22.6 | 19.6 | 17.8 | 18.8 | 20.6 | 18.3 | 19.3 | 12.6 | 15.4 | 19.8 |
| 20 | 23.6 | 21.8 | 21.4 | 19.4 | 22.9 | 20.0 | 17.8 | 19.9 | 23.4 | 16.9 | 21.5 | 15.7 | 18.2 | 21.8 |
| 21 | 23.5 | 22.0 | 21.7 | 20.4 | 22.5 | 20.9 | 18.6 | 18.6 | 22.0 | 17.8 | 20.3 | 16.3 | 19.1 | 22.8 |
| 22 | 23.0 | 21.8 | 21.6 | 20.7 | 22.5 | 21.3 | 18.4 | 19.9 | 21.2 | 17.6 | 19.1 | 16.8 | 19.7 | 24.0 |
| 23 | 22.0 | 21.0 | 21.4 | 20.0 | 21.5 | 20.5 | 18.9 | 20.4 | 22.3 | 17.6 | 20.2 | 18.8 | 21.1 | 22.4 |
| 24 | 23.1 | 21.8 | 21.4 | 19.3 | 22.9 | 20.4 | 19.1 | 18.8 | 21.8 | 17.9 | 19.6 | 16.9 | 19.3 | 23.1 |
| 25 | 23.6 | 21.4 | 21.2 | 19.6 | 24.3 | 20.4 | 18.5 | 18.9 | 21.8 | 16.3 | 19.1 | 16.6 | 18.1 | 23.0 |
| 26 | 23.6 | 22.0 | 21.4 | 20.2 | 23.9 | 20.4 | 18.8 | 17.8 | 19.4 | 17.9 | 18.8 | 15.7 | 19.4 | 22.1 |
| 27 | 23.0 | 21.3 | 21.2 | 18.9 | 24.1 | 19.9 | 18.4 | 18.4 | 18.9 | 17.4 | 18.0 | 10.7 | 18.8 | 20.8 |
| 28 | 22.4 | 21.6 | 21.5 | 18.8 | 24.2 | 19.5 | 18.0 | 17.6 | 19.8 | 18.8 | 18.0 | 13.2 | 16.5 | 21.8 |
| 29 | 22.0 | 22.2 | 21.0 | 19.0 | 23.2 | 19.6 | 17.0 | 17.9 | 22.2 | 17.5 | 21.5 | 17.0 | 19.3 | 24.8 |
| Pro. Mit. | 23.1 | 21.8 | 21.3 | 19.4 | 23.5 | 19.0 | 18.2 | 19.0 | 21.6 | 17.6 | 19.9 | 14.6 | 18.8 | 21.4 |

**TEMPERATURA DEL AIRE** — Lufttemperatur — **ENERO 1912** — **Promedio diario** Tägl. Mitt. $\left(\frac{7a+2p+9p}{3}\right)$

| Punta Tumbes | Concepción | Angol | Contulmo | Mocha W | Valdivia | Puerto Varas | Puerto Montt | Punta Corona | Huafo | Melinka | Evangelistas | Dungenes | Punta Arenas | San Isidro |
|---|---|---|---|---|---|---|---|---|---|---|---|---|---|---|
| 14.1 | 16.3 | 16.2 | 14.0 | 14.6 | 14.1 | 12.8 | 14.2 | 11.5 | 12.2 | | 9.1 | 10 7 | 11.0 | |
| 14.0 | 16.5 | 16 5 | 14.5 | 14.7 | 14.2 | 13.2 | 14.7 | 12.5 | 11.0 | | 9.9 | 10.4 | 9.0 | |
| 14.0 | 16.4 | 17.5 | 14.1 | 15.4 | 13.2 | 13.2 | 14.9 | 13.2 | 11.4 | | 10.4 | 10.1 | 9.7 | |
| 14.5 | 16.1 | 16.3 | 14.6 | 14.4 | 13.3 | 11.7 | 12.7 | 11.6 | 10.3 | | 10.4 | 9.4 | 10.6 | |
| 15.2 | 18.1 | 17.0 | 14.6 | 15.2 | 13.3 | 12.0 | 14.2 | 12.8 | 12.8 | | 10.5 | 10.2 | 11.8 | |
| 13.6 | 17.6 | 20.1 | 16.4 | 15.0 | 18.0 | 14.4 | 16.2 | 13.0 | 13.2 | | 10.0 | 11.6 | 12.6 | |
| 13.8 | 17.2 | 17.5 | 14.1 | 14.8 | 16.0 | 12.4 | 15.0 | 12.3 | 11.6 | | 8.8 | 11.6 | 11.4 | |
| 14.3 | 18.8 | 20.6 | 17.0 | 14.4 | 16.3 | 13.2 | 15.0 | 14.2 | 12.5 | | 9.6 | 11.4 | 10.8 | |
| 15.2 | 20.8 | 24.2 | 19.2 | 14.1 | 17.9 | 13.8 | 15.0 | 13.6 | 13.3 | | 10.1 | 11.2 | 10.4 | |
| 13.9 | 16.8 | 21.6 | 19.2 | 13.8 | 18.2 | 16.3 | 17.2 | 13.0 | 13.2 | | 10.0 | 12.0 | 10.7 | |
| 13.8 | 15.4 | 21.5 | 17.2 | 14.5 | 17.6 | 17.5 | 18.8 | 13.8 | 13.3 | | 9.8 | 12.8 | 10.6 | |
| 16.2 | 20.0 | 22.0 | 16.7 | 15.4 | 16.1 | 16.6 | 17.9 | 14.2 | 14.1 | | 10.2 | 12.0 | 11.3 | |
| 16.5 | 21.6 | 25.4 | 20.8 | 14.3 | 21.4 | 18.2 | 18.2 | 15.0 | 14.4 | | 10.9 | 11.8 | 12.3 | |
| 14.2 | 16.4 | 26.6 | 17.7 | 14.0 | 23.4 | 17.3 | 17.6 | 14.7 | 14.4 | | 11.4 | 14.8 | 12.0 | |
| 14.4 | 17.0 | 21.6 | 17.4 | 14.6 | 19.8 | 17.8 | 18.6 | 15.4 | 15.0 | | 8 8 | 14.1 | 11.8 | |
| 15.4 | 19.4 | 22.0 | 19.6 | 14.8 | 18.3 | 13.8 | 14.9 | 14.2 | 13.2 | | 9.7 | 13.4 | 12.9 | |
| 14.0 | 17 0 | 19.3 | 14.4 | 14.5 | 15.4 | 16.0 | 16.9 | 14.1 | 13.2 | | 8.9 | 14.4 | 12.4 | |
| 14.5 | 16.2 | 19.1 | 15.2 | 16.3 | 16.6 | 16.6 | 18.1 | 13.8 | 14.0 | | 9.1 | 16.2 | 10.8 | |
| 14.4 | 16.8 | 16.2 | 15.2 | 15.4 | 15.2 | 12.7 | 14.2 | 12.2 | 11.7 | | 8.0 | 12.8 | 10.7 | |
| 14.8 | 17.0 | 16.1 | 14.0 | 14.6 | 14.4 | 14.3 | 13.6 | 13.4 | 12.6 | | 8.2 | 11.9 | 8.9 | |
| 14.4 | 17.6 | 17.6 | 15.4 | 16.4 | 14.2 | 15.0 | 15.8 | 14.4 | 12.8 | | 10.2 | 12.7 | 12.0 | |
| 15.2 | 18.4 | 20.6 | 15.6 | 15.1 | 15.0 | 16.0 | 17.0 | 14.1 | 14.0 | | 9.4 | 13.2 | 11.5 | |
| 15.5 | 20.3 | 22.9 | 18.1 | 18.3 | 17.3 | 16.9 | 18.6 | 14.0 | 13.7 | | 8.8 | 13.0 | 10.8 | |
| 16.0 | 19.4 | 21.5 | 18.2 | 17.1 | 15.6 | 13.8 | 14.0 | 13.5 | 12.0 | | 8.5 | 12.0 | 9.8 | |
| 15.2 | 19.0 | 19.1 | 18.1 | 15.3 | 15.4 | 13.1 | 14.6 | 13.1 | 12.2 | | 9.2 | 11.6 | 10.8 | |
| 14.0 | 18.6 | 23.0 | 17.1 | 14.2 | 17.1 | 13.7 | 15.0 | 13.6 | 11.9 | | 0.1 | 13 2 | 12.6 | |
| 13.8 | 18.8 | 22.0 | 15.7 | 14.4 | 16.3 | 14.4 | 14.2 | 14.0 | 13.2 | | 0.2 | 12.4 | 13.4 | |
| 14.4 | 19.0 | 21.6 | 17.2 | 16.6 | 16.6 | 16.1 | 17.0 | 13.2 | 12.8 | | 7.4 | 11.3 | 8.6 | |
| 16.3 | 18.0 | 20.4 | 17.1 | 15.7 | 16.4 | 14.0 | 15.1 | 12.4 | 13.0 | | 8.6 | 12.8 | 10.6 | |
| 12.8 | 18.2 | 21.2 | 17.6 | 14.4 | 16.0 | 14.6 | 16.2 | 14.0 | 13.9 | | 9.2 | 12.1 | 9.8 | |
| 14.2 | 16.5 | 19.2 | 15.1 | 15.3 | 14.0 | 15.9 | 15.8 | 13.4 | 13.4 | | 8.7 | 14.0 | 11.6 | |
| 14.6 | 17.9 | 20.2 | 16.5 | 15.1 | 16.4 | 14.8 | 15.8 | 13.2 | 12.9 | | 9.5 | 12.3 | 11.1 | |

**TEMPERATURA DEL AIRE** — Lufttemperatur — **FEBRERO 1912** — **Promedio diario** Tägl. Mitt. $\left(\frac{7a+2p+9p}{3}\right)$

| | | | | | | | | | | | | | | |
|---|---|---|---|---|---|---|---|---|---|---|---|---|---|---|
| 15.6 | 17.8 | 19.7 | 17.8 | 15.5 | 15.2 | 13.3 | 14.4 | 14.0 | 11.8 | | 8.4 | 13.6 | 8.1 | 7.8 |
| 15.3 | 16.1 | 16.4 | 13.6 | 15.6 | 13.8 | 11.6 | 13.0 | 13.0 | 11.2 | | 7.5 | 10.3 | 7.0 | 6.7 |
| 13.8 | 16.4 | 17.3 | 14.2 | 14.7 | 12.6 | 12.5 | 13.4 | 12.8 | 12.0 | | 8.2 | 10.5 | 8.6 | 8.1 |
| 14.1 | 16.0 | 18.4 | 16.0 | 15.2 | 12.2 | 12.8 | 12.8 | 13.2 | 11.4 | | 7.8 | 10.6 | 8.1 | 7.6 |
| 14.1 | 16.4 | 16.1 | 13.0 | 13.9 | 13.0 | 11.3 | 11.5 | 11.0 | 10.0 | | 5.6 | 8.7 | 5.9 | 5.6 |
| 15.0 | 15.8 | 15.8 | 14.7 | 14.6 | 13.0 | 12 2 | 12.4 | 13.0 | 11.3 | | 5.8 | 8.5 | 7.0 | 7.6 |
| 14.4 | 15.8 | 15.5 | 14.4 | 15.0 | 13.9 | 14.0 | 13.7 | 12.2 | 11.4 | | 8.1 | 9.5 | 6.5 | 6.0 |
| 14.7 | 16.4 | 17.4 | 16.3 | 15.4 | 15.2 | 13.8 | 15.0 | 13.6 | 12.2 | | 8.4 | 10.4 | 10.3 | 8.4 |
| 15.7 | 17.6 | 17.3 | 15.3 | 14.4 | 13.5 | 12.0 | 12.8 | 12.3 | 11.3 | | 6.3 | 9.2 | 7.5 | 6.4 |
| 15.2 | 18.3 | 21.4 | 16.6 | 14.2 | 15.9 | 12.4 | 13.2 | 13.0 | 12.0 | | 9.2 | 10.2 | 8.6 | 8.0 |
| 14.5 | 16.4 | 22.5 | 15.0 | 14.0 | 15.6 | 13.0 | 13.3 | 13.6 | 12.0 | | 10.2 | 11.9 | 10.8 | 9.4 |
| 14.7 | 15.8 | 17.3 | 15.9 | 14.8 | 14.2 | 14.3 | 15.5 | 12.4 | 11.2 | | 9.6 | 15.2 | 10.2 | 9.9 |
| 15.1 | 17.2 | 16.9 | 14.5 | 15.1 | 14.8 | 13.2 | 13.5 | 12.6 | 11.8 | | 8.2 | 11.9 | 9.8 | 9.7 |
| 15.2 | 17.2 | 18.6 | 15.8 | 15.6 | 15.2 | 14.7 | 15.4 | 13.3 | 13.0 | | 9.3 | 11.6 | 9.2 | 8.8 |
| 15.4 | 19.0 | 19.8 | 17.3 | 15.6 | 14.3 | 12.9 | 13.8 | 12.2 | 10.8 | | 7.7 | 11.0 | 9.0 | 7.9 |
| 14.2 | 16.6 | 16.4 | 15.0 | 13.2 | 12.3 | 13.1 | 13.6 | 12.2 | 11.3 | | 7.5 | 10.2 | 6.9 | 7.0 |
| 13.5 | 16.6 | 16.6 | 13.0 | 14.5 | 12.8 | 11.8 | 13.4 | 11.6 | 10.2 | | 7.0 | 9.8 | 8.5 | 9.0 |
| 13.3 | 15.4 | 14.6 | 11.4 | 13.4 | 11.2 | 10.0 | 11.5 | 11.7 | 10.6 | | 8.0 | 10.4 | 9.1 | 8.4 |
| 14.4 | 17.3 | 17.9 | 14.1 | 13.6 | 14.6 | 12.6 | 13 9 | 11.8 | 10.9 | | 8.8 | 10.0 | 7.8 | 7.9 |
| 16.9 | 22.6 | 21.4 | 18.6 | 14.6 | 18.0 | 14.2 | 15.2 | 12.5 | 12.2 | | 8.6 | 11.8 | 10.1 | 8.6 |
| 15.6 | 20.8 | 24.0 | 21.6 | 14.9 | 19.5 | 16.1 | 16.6 | 13.8 | 11.3 | | 7.2 | 9.0 | 6.0 | 7.1 |
| 15.3 | 20.6 | 22.6 | 16.9 | 14.0 | 17.1 | 13.0 | 14.3 | 13.0 | 11.0 | | 7.9 | 10.0 | 7.8 | 6.4 |
| 13 0 | 14.4 | 24.9 | 17.2 | 14.8 | 18.8 | 15.0 | 14.4 | 14.6 | 13.0 | | 8.8 | 10.8 | 9.4 | 7.4 |
| 12.1 | 13.7 | 23.4 | 16.1 | 13.5 | 16.6 | 15.6 | 17.8 | 12.6 | 13.3 | | 7.6 | 11.7 | 10.1 | 6.8 |
| 15.0 | 17.0 | 20.6 | 17.2 | 16.0 | 16.1 | 14.0 | 14.2 | 13.3 | 11.6 | | 7.6 | 10.7 | 8.3 | 7.0 |
| 14.7 | 17.4 | 20.0 | 18.2 | 14.9 | 14.6 | 13.4 | 13.4 | 13.0 | 12.7 | | 8.8 | 12.0 | 9.1 | 8.4 |
| 13.6 | 15.0 | 17.5 | 14.9 | 14.6 | 14.7 | 13.5 | 14.9 | 13.0 | 12.0 | | 8.3 | 10.4 | 8.8 | 8.2 |
| 14.0 | 16.3 | 17.9 | 14.7 | 14.2 | 15.6 | 12.6 | 13.4 | 12.8 | 11.3 | | 8.8 | 11.1 | 11.1 | 9.0 |
| 15.6 | 18.9 | 20.4 | 18.9 | 14.8 | 14.6 | 13.9 | 15.6 | 12.9 | 12.1 | | 8.6 | 10.4 | 9.3 | 8.4 |
| 14.6 | 17.1 | 18.9 | 15.8 | 14.6 | 14.8 | 13.2 | 14.0 | 12.8 | 11.6 | | 8.1 | 10.7 | 8.6 | 7.9 |

## TEMPERATURA DEL AIRE
Lufttemperatur

## MARZO 1912

**Promedio diario** Tägl. Mitt. $\left(\frac{7a+2p+}{3}\right.$

| Dia Tag | Arica | Iquique | Antofagasta | Caldera | Pascua | Copiapó | Coquimbo | Ovalle | Los Andes | Valparaiso | Santiago | El Teniente | San Fernando | Talca |
|---|---|---|---|---|---|---|---|---|---|---|---|---|---|---|
| 1 | 21.8 | 22.9 | 21.2 | 19.4 | 23.4 | 19.9 | 17.2 | 18.5 | 22.6 | 16.0 | 20.4 | 21.2 | 19.3 | 23.0 |
| 2 | 22.2 | 21.9 | 21.2 | 21.2 | 24.5 | 21.4 | 18.0 | 17.9 | 19.5 | 16.4 | 17.6 | 18.9 | 17.3 | 19.2 |
| 3 | 22.6 | 22.7 | 21.2 | 22.6 | 22.5 | | 18.5 | 19.1 | 20.6 | 18.2 | 18.8 | 17.1 | 19.2 | 20.6 |
| 4 | 22.8 | 21.8 | 21.0 | 19.8 | 23.6 | 20.7 | 18.6 | 20.8 | 21.6 | 17.8 | 19.8 | 16.2 | 21.2 | 22.4 |
| 5 | 22.2 | 21.2 | 21.2 | 19.3 | 24.6 | 20.5 | 18.2 | 18.9 | 22.8 | 15.6 | 20.6 | 17.8 | 21.2 | 22.9 |
| 6 | 23.0 | 21.8 | 21.2 | 19.4 | 23.1 | 20.0 | 17.4 | 18.1 | 20.2 | 16.0 | 17.1 | 17.9 | 18.0 | 18.5 |
| 7 | 22.4 | 21.1 | 20.8 | 19.4 | 22.3 | 20.6 | 17.4 | 18.0 | 21.0 | 17.0 | 17.0 | 18.4 | 16.0 | 16.9 |
| 8 | 22.4 | 21.2 | 20.7 | 19.8 | 20.3 | 20.3 | 17.6 | 22.0 | 21.8 | 16.5 | 18.2 | 20.0 | 19.0 | 21.3 |
| 9 | 22.4 | 20.8 | 21.0 | 19.7 | 22.7 | 21.1 | 18.8 | 19.1 | 20.8 | 16.2 | 17.2 | 17.7 | 15.9 | 19.8 |
| 10 | 22.6 | 22.0 | 21.0 | 20.7 | 23.5 | 20.8 | 18.9 | 17.0 | 19.4 | 17.3 | 17.0 | 15.5 | 15.9 | 18.4 |
| 11 | 22.7 | 21.6 | 20.5 | 20.6 | 24.3 | 20.8 | 19.6 | 19.1 | 17.2 | 18.0 | 17.6 | 13.8 | 16.8 | 18.9 |
| 12 | 22.2 | 21.4 | 20.8 | 19.0 | 24.3 | 20.6 | 18.6 | 20.2 | 19.8 | 18.0 | 19.0 | 11.8 | 17.8 | 18.9 |
| 13 | 22.0 | 21.6 | 20.8 | 19.4 | 22.0 | 19.7 | 18.9 | 20.2 | 19.6 | 18.8 | 19.4 | 9.9 | 19.1 | 17.2 |
| 14 | 22.1 | 21.4 | 20.6 | 19.3 | 22.4 | 19.2 | 18.5 | 19.9 | 19.5 | 17.6 | 19.3 | 9.8 | 17.7 | 19.8 |
| 15 | 22.6 | 21.2 | 20.7 | 18.4 | 22.0 | 19.3 | 18.6 | 21.9 | 21.2 | 16.2 | 20.1 | 13.5 | 19.6 | 20.8 |
| 16 | 21.8 | 19.8 | 20.6 | 19.2 | 22.7 | 19.1 | 18.3 | 22.2 | 22.2 | 17.4 | 19.9 | 15.8 | 20.0 | 22.1 |
| 17 | 21.6 | 19.9 | 20.6 | 19.4 | 21.9 | 18.6 | 18.0 | 17.7 | 21.2 | 17.7 | 17.8 | 16.5 | 18.2 | 22.3 |
| 18 | 21.0 | 19.7 | 20.7 | 18.9 | 22.1 | 17.9 | 17.6 | 17.6 | 20.3 | 17.4 | 17.8 | 16.4 | 18.2 | 21.0 |
| 19 | 20.8 | 20.2 | 20.8 | 19.0 | 22.5 | 18.5 | 18.0 | 18.0 | 18.9 | 17.5 | 15.8 | 16.8 | 16.0 | 18.9 |
| 20 | 20.8 | 20.5 | 20.8 | 18.9 | 21.5 | 19.0 | 18.1 | 19.2 | 17.6 | 16.8 | 14.0 | 17.1 | 14.4 | 14.6 |
| 21 | 21.1 | 20.5 | 20.5 | 18.8 | 20.2 | 18.8 | 17.6 | 19.4 | 18.8 | 16.8 | 15.6 | 16.7 | 13.7 | 17.8 |
| 22 | 21.6 | 20.4 | 20.6 | 18.4 | 21.9 | 18.1 | 16.9 | 18.7 | 19.2 | 15.6 | 16.5 | 13.1 | 16.8 | 19.5 |
| 23 | 21.6 | 20.5 | 20.5 | 17.6 | 21.3 | 17.3 | 17.0 | 19.2 | 17.8 | 17.3 | 15.2 | 10.3 | 16.2 | 17.0 |
| 24 | 21.7 | 20.6 | 20.6 | 17.7 | 22.8 | 17.7 | 16.2 | 18.2 | 18.2 | 15.6 | 15.7 | 10.5 | 16.2 | 16.2 |
| 25 | 21.9 | 20.2 | 20.4 | 16.7 | 22.7 | 18.0 | 16.4 | 18.8 | 14.7 | 15.7 | 14.2 | 5.0 | 11.8 | 11.2 |
| 26 | 21.8 | 21.0 | 20.5 | 17.6 | 21.3 | 19.2 | 16.2 | 19.4 | 17.8 | 17.0 | 14.5 | 12.9 | 12.0 | 13.2 |
| 27 | 21.3 | 21.0 | 20.6 | 16.8 | 21.5 | 16.7 | 15.6 | 18.0 | 17.1 | 14.6 | 14.5 | 10.7 | 14.2 | 12.2 |
| 28 | 21.1 | 20.8 | 20.5 | 16.1 | 21.9 | 16.3 | 15.5 | 16.9 | 16.0 | 15.6 | 14.8 | 7.3 | 14.1 | 13.3 |
| 29 | 20.8 | 20.0 | 20.4 | 16.0 | 21.7 | 16.5 | 15.9 | 17.7 | 17.0 | 15.9 | 13.8 | 9.9 | 12.4 | 13.8 |
| 30 | 20.8 | 20.1 | 20.4 | 15.4 | 20.9 | | 15.1 | 20.4 | 18.2 | 14.0 | 14.9 | 12.0 | 12.0 | 11.2 |
| 31 | 20.8 | 19.3 | 20.6 | 16.0 | 20.5 | 15.7 | 15.0 | 16.8 | 17.3 | 14.1 | 14.2 | 12.7 | 12.1 | 14.6 |
| Pro. Mit. | 21.8 | 20.9 | 20.8 | 18.7 | 22.4 | 19.0 | 17.5 | 19.0 | 19.3 | 16.6 | 17.0 | 14.3 | 16.5 | 18.0 |

## TEMPERATURA DEL AIRE
Lufttemperatur

## ABRIL 1912

**Promedio diario** Tägl. Mitt. $\left(\frac{7a+2p+}{3}\right.$

| | | | | | | | | | | | | | | |
|---|---|---|---|---|---|---|---|---|---|---|---|---|---|---|
| 1 | 21.0 | 19.9 | 18.6 | 16.6 | 21.8 | 15.8 | 14.5 | 19.2 | 18.7 | 12.5 | 15.8 | 14.6 | 15.2 | 19.2 |
| 2 | 20.8 | 20.4 | 18.7 | 17.8 | 21.3 | 17.3 | 16.4 | 16.6 | 12.6 | 14.6 | 14.3 | 10.0 | 13.0 | 15.7 |
| 3 | 20.7 | 19.8 | 18.8 | 16.8 | 21.4 | 18.0 | 15.9 | 16.7 | 17.8 | 14.9 | 15.1 | 10.9 | 16.3 | 17.2 |
| 4 | 20.6 | 19.6 | 18.6 | 16.0 | 22.4 | 16.6 | 14.4 | 15.5 | 19.0 | 14.6 | 16.8 | 12.2 | 13.0 | 14.4 |
| 5 | 20.8 | 20.2 | 18.9 | 15.8 | 22.0 | 16.4 | 14.0 | 14.0 | 19.6 | 12.2 | 16.4 | 13.8 | 15.2 | 16.0 |
| 6 | 21.2 | 19.4 | 18.5 | 16.6 | 22.1 | 15.0 | 14.8 | 13.9 | 15.0 | 12.9 | 11.1 | 12.3 | 12.2 | 14.0 |
| 7 | 25.6 | 19.2 | 18.6 | 16.3 | 21.9 | 17.4 | 14.5 | 14.6 | 10.3 | 13.0 | 10.6 | 10.4 | 11.2 | 10.6 |
| 8 | 20.7 | 19.4 | 18.6 | 16.0 | 21.7 | 16.0 | 14.4 | 15.2 | 15.2 | 12.8 | 13.4 | 10.2 | 8.9 | 9.6 |
| 9 | 20.6 | 19.5 | 18.2 | 16.0 | 21.4 | 16.0 | 14.6 | 14.4 | 15.8 | 12.5 | 14.0 | 11.4 | 12.3 | 13.2 |
| 10 | 20.1 | 19.0 | 18.8 | 16.5 | 21.5 | 16.0 | 14.5 | 12.5 | 13.8 | 13 2 | 12.0 | 11.0 | 12.2 | 14.8 |
| 11 | 20.4 | 19.0 | 18.2 | 15.6 | 20.3 | 15.7 | 14.0 | 14.8 | 15.4 | 14.0 | 13.4 | 11.0 | 13.0 | 14.5 |
| 12 | 21.1 | 19.2 | 19.0 | 16.2 | 20.2 | 15.8 | 14.6 | 15.5 | 16.2 | 13.2 | 13.0 | 11.2 | 12.5 | 12.3 |
| 13 | 20.4 | 19.2 | 18.8 | 16.0 | 20.0 | 15.6 | 14.5 | 16.8 | 17.6 | 12.6 | 15.4 | 13.9 | 12.1 | 10.6 |
| 14 | 20.0 | 18.6 | 18.8 | 15.3 | 21.0 | 15.6 | 14.1 | 15.7 | 18.3 | 13.1 | 14.4 | 13.8 | 13.6 | 13.9 |
| 15 | 20.1 | 19.4 | 18.6 | 17.0 | 23.1 | 16.4 | 15.4 | 17.8 | 13.0 | 14.0 | 12.2 | 10.4 | 12.4 | 17.1 |
| 16 | 20.8 | 19.4 | 18.0 | 16.6 | 20.2 | 16.3 | 15.0 | 17.7 | 13.6 | 13.6 | 13.5 | 6.5 | 14.6 | 16.8 |
| 17 | 20.4 | 19.5 | 17.9 | 17.0 | 19.3 | 17.8 | 15.8 | 18.6 | 16.1 | 14.3 | 15.8 | 6.6 | 14.0 | 16.7 |
| 18 | 20.7 | 18.8 | 17.8 | 17.0 | 21.6 | 18.6 | 15.2 | 20.6 | 17.4 | 13.5 | 16.2 | 10.8 | 16.7 | 17.4 |
| 19 | 20.4 | 19.1 | 17.9 | 16.9 | 20.9 | 17.0 | 14.7 | 17.4 | 16.4 | 13.8 | 15.8 | 9.7 | 15.6 | 17.8 |
| 20 | 20.3 | 19.2 | 17.6 | 16.9 | 20.2 | 17.0 | 15.4 | 20.2 | 16.0 | 15.4 | 14.8 | 10.8 | 16.4 | 17.2 |
| 21 | 19.2 | 18.2 | 17.6 | 16.4 | 18.4 | 16.3 | 14.4 | 20.6 | 18.2 | 15.0 | 16.1 | 15.8 | 15.9 | 17.7 |
| 22 | 20.1 | 18.6 | 17.6 | 16.9 | 20.0 | 16.8 | 15.7 | 18.7 | 17.2 | 14.7 | 15.2 | 15.4 | 16.3 | 17.3 |
| 23 | 20.3 | 18.9 | 17.2 | 17.9 | 20.8 | 17.4 | 16.6 | 18.1 | 14.7 | 15.4 | 14.8 | 11.8 | 14.1 | 16.0 |
| 24 | 20.6 | 19.5 | 17.4 | 17.9 | 17.9 | 16.5 | 16.2 | 16.6 | 13.8 | 15.4 | 13.5 | 10.8 | 13.9 | 16.9 |
| 25 | 20.2 | 19.6 | 17.5 | 17.4 | 20.9 | 16.6 | 16.5 | 19.1 | 13.8 | 15.8 | 14.2 | 10.0 | 14.8 | 15.6 |
| 26 | 20.8 | 18.9 | 17.8 | 17.2 | 22.5 | 17.5 | 17.0 | 19.9 | 13.4 | 15.6 | 13.4 | 5.6 | 13.7 | 17.0 |
| 27 | 20.7 | 19.8 | 17.0 | 16.9 | 22.2 | 17.7 | 16.1 | 19.3 | 13.0 | 15.6 | 12.9 | 4.5 | 12.3 | 14.1 |
| 28 | 20.2 | 19.7 | 17.0 | 16.5 | 20.8 | 15.9 | 15.8 | 17.6 | 10.0 | 14.6 | 11.8 | 2.8 | 13.6 | 11.7 |
| 29 | 19.4 | 19.2 | 16.9 | 16.1 | 21.5 | 16.4 | 15.6 | 17.7 | 11.4 | 15.0 | 9.6 | 4.5 | 11.0 | 10.2 |
| 30 | 19.6 | 19.3 | 16.8 | 15.0 | 21.9 | 16.0 | 15.2 | 16.8 | 13.4 | 14.2 | 10.6 | 6.7 | 9.0 | 8.8 |
| Pro. Mit. | 20.4 | 19.3 | 18.0 | 16.6 | 21.0 | 16.6 | 15.2 | 17.1 | 15.2 | 14.0 | 13.9 | 10.3 | 13.5 | 14.8 |

## TEMPERATURA DEL AIRE
Lufttemperatur

**MARZO 1912**

**Promedio diario** Tägl. Mitt. $\left(\frac{7a+2p+9p}{3}\right)$

| Punta Tumbes | Concepción | Angol | Contulmo | Mocha W | Valdivia | Puerto Varas | Puerto Montt | Punta Corona | Huafo | Melinka | Evangelistas | Dungenes | Punta Arenas | San Isidro |
|---|---|---|---|---|---|---|---|---|---|---|---|---|---|---|
| 16.2 | 22.7 | 24.8 | 21.0 | 14.2 | 19.3 | 15.0 | 15.4 | 14.4 | 12.4 | | 9.1 | 10.8 | 9.2 | 8.6 |
| 15.1 | 17.0 | 23.5 | 19.4 | 14.1 | 20.6 | 15.2 | 15.6 | 15.4 | 11.4 | | 8.8 | 12.8 | 12.4 | 9.4 |
| 15.8 | 16.1 | 19.8 | 16.8 | 13.7 | 15.2 | 14.9 | 15.2 | 13.5 | 11.6 | | 9.2 | 12.4 | 8.4 | 7.2 |
| 12.1 | 14.7 | 20.2 | 14.8 | 12.4 | 15.7 | 15.2 | 12.8 | 13.2 | 11.8 | | 8.7 | 10.0 | 8.0 | 8.1 |
| 11.8 | 13.8 | 21.0 | 14.9 | 14.0 | 16.8 | 16.4 | 15.6 | 14.9 | 12.0 | | 8.4 | 11.7 | 12.3 | 9.7 |
| 12.8 | 13.9 | 18.9 | 16.2 | 14.0 | 14.4 | 15.4 | 16.0 | 13.0 | 11.8 | | 5.5 | 8.6 | 5.6 | 4.7 |
| 13.3 | 14.8 | 20.0 | 17.7 | 14.2 | 14.8 | 11.4 | 12.6 | 11.2 | 10.0 | | 7.2 | 7.6 | 6.5 | 5.9 |
| 14.6 | 15.8 | 23.4 | 19.7 | 15.7 | 18.7 | 14.8 | 13.0 | 13.7 | 12.2 | | 7.7 | 9.9 | 9.4 | 9.2 |
| 13.9 | 15.3 | 23.2 | 19.7 | 15.2 | 20.1 | 14.6 | 12.2 | 13.6 | 11.3 | | 8.2 | 10.5 | 10.2 | 9.0 |
| 15.1 | 16.4 | 21.8 | 15.7 | 14.6 | 17.5 | 13.7 | 14.9 | 12.0 | 10.7 | | 7.0 | 8.5 | 7.3 | 5.8 |
| 15.8 | 17.4 | 17.0 | 17.4 | 17.1 | 15.7 | 14.4 | 11.4 | 13.1 | 12.3 | | 7.8 | 10.2 | 9.7 | 9.4 |
| 15.9 | 14.8 | 19.2 | 16.5 | 16.4 | 16.0 | 15.4 | 14.4 | 13.9 | 11.2 | | 7.4 | 10.4 | 10.4 | 9.4 |
| 15.2 | 17.8 | 16.7 | 18.6 | 16.2 | 15.8 | 15.2 | 15.1 | 12.6 | 11.0 | | 8.5 | 10.3 | 10.0 | 7.0 |
| 15.4 | 17.2 | 20.2 | 15.6 | 14.4 | 16.6 | 13.4 | 14.9 | 11.9 | 10.6 | | 8.8 | 11.2 | 11.8 | 11.0 |
| 18.4 | 17.9 | 21.6 | 15.2 | 14.0 | 16.8 | 12.7 | 13.8 | 12.2 | 12.4 | | 10.2 | 10.9 | 10.0 | 7.1 |
| 16.0 | 18.4 | 25.6 | 18.5 | 15.0 | 20.0 | 15.8 | 13.8 | 14.1 | 14.8 | | 8.8 | 10.8 | 10.8 | 7.5 |
| 14.8 | 16.2 | 20.1 | 15.9 | 14.9 | 15.9 | 15.9 | 16.4 | 14.4 | 12.3 | | 9.1 | 11.4 | 11.0 | 8.7 |
| 14.5 | 16.4 | 22.4 | 16.0 | 14.6 | 18.2 | 13.4 | 14.5 | 13.4 | 10.8 | | 10.0 | 10.8 | 10.8 | 9.7 |
| 14.2 | 15.4 | 21.1 | 18.2 | 15.4 | 17.7 | 15.4 | 13.4 | 13.2 | 12.2 | | 10.4 | 11.6 | 11.0 | 9.0 |
| 16.6 | 17.2 | 17.8 | 16.2 | 15.0 | 15.4 | 17.2 | 15.6 | 13.2 | 12.2 | | 10.8 | 10.4 | 10.9 | 9.0 |
| 16.4 | 16.4 | 19.2 | 15.6 | 15.2 | 14.7 | 14.8 | 15.4 | 12.0 | 11.7 | | 8.1 | 11.1 | 9.3 | 9.0 |
| 16.6 | 15.2 | 17.4 | 13.9 | 14.3 | 14.5 | 12.3 | 13.2 | 11.2 | 11.6 | | 7.1 | 11.1 | 8.6 | 7.2 |
| 16.5 | 15.9 | 16.1 | 13.3 | 14.5 | 11.4 | 10.1 | 11.6 | 10.6 | 9.8 | | 7.0 | 8.6 | 5.4 | 7.4 |
| 15.3 | 13.0 | 13.2 | 14.3 | 14.8 | 11.7 | 11.8 | 10.6 | 11.2 | 11.0 | | 5.6 | 7.3 | 5.6 | 6.9 |
| 13.4 | 13.2 | 10.7 | 11.6 | 13.6 | 10.9 | 9.8 | 10.4 | 11.2 | 9.3 | | 6.0 | 6.8 | 5.1 | 7.3 |
| 12.9 | 13.0 | 12.0 | 10.8 | 12.6 | 8.9 | 10.8 | 11.4 | 10.4 | 10.0 | | 7.2 | 8.6 | 7.6 | 7.2 |
| 13.8 | 12.5 | 10.6 | 10.9 | 14.0 | 11.6 | 11.0 | 10.5 | 9.6 | 7.4 | | 5.0 | 6.2 | 3.9 | 5.2 |
| 12.6 | 13.2 | 10.8 | 11.1 | 11.2 | 10.6 | 10.0 | 8.6 | 9.4 | 8.0 | | 6.0 | 5.7 | 5.8 | 5.4 |
| 12.3 | 11.9 | 10.5 | 8.5 | 12.7 | 9.1 | 10.2 | 8.2 | 9.2 | 9.0 | | 7.3 | 8.7 | 7.6 | 8.8 |
| 11.9 | 12.2 | 12.8 | 10.2 | 11.2 | 10.0 | 11.1 | 10.2 | 11.4 | 10.2 | | 9.8 | 10.4 | 11.8 | 10.0 |
| 14.1 | 13.4 | 15.0 | 12.9 | 13.8 | 10.6 | 11.0 | 11.5 | 12.2 | 10.2 | | 5.0 | 6.5 | 4.6 | 4.5 |
| 14.6 | 15.5 | 18.3 | 15.4 | 14.3 | 15.0 | 13.5 | 13.2 | 12.4 | 11.0 | | 7.9 | 9.7 | 8.7 | 7.9 |

## TEMPERATURA DEL AIRE
Lufttemperatur

**ABRIL 1912**

**Promedio diario** Tägl. Mitt. $\left(\frac{7a+2p+9p}{3}\right)$

| | | | | | | | | | | | | | | |
|---|---|---|---|---|---|---|---|---|---|---|---|---|---|---|
| 13.2 | 13.9 | 15.2 | 12.2 | 12.0 | 10.2 | 8.7 | 10.0 | 9.4 | 9.2 | 9.2 | 7.3 | 7.4 | 6.3 | 3.8 |
| 12.1 | 11.6 | 11.1 | 9.4 | 12.4 | 9.3 | 8.3 | 11.2 | 10.7 | 9.6 | 9.6 | 8.2 | 10.2 | 8.4 | 7.6 |
| 12.6 | 13.2 | 13.6 | 11.4 | 12.3 | 10.0 | 9.4 | 11.6 | 10.6 | 9.9 | 10.3 | 8.5 | 10.0 | 9.0 | 7.2 |
| 11.7 | 11.2 | 14.5 | 12.4 | 11.8 | 10.9 | 9.3 | 11.8 | 9.8 | 9.3 | 10.5 | 9.2 | 9.7 | 8.5 | 8.0 |
| 12.3 | 11.5 | 15.1 | 12.2 | 12.0 | 11.6 | 9.1 | 11.6 | 10.8 | 10.6 | 10.5 | 8.5 | 9.0 | 8.4 | 7.8 |
| 10.6 | 10.2 | 12.0 | 8.8 | 11.7 | 9.6 | 8.2 | 10.0 | 10.9 | 10.2 | 9.9 | 6.2 | 8.4 | 6.1 | 4.9 |
| 12.2 | 12.0 | 11.4 | 11.0 | 12.0 | 8.9 | 9.5 | 10.6 | 8.9 | 8.1 | 8.6 | 4.7 | 4.5 | 2.7 | 3.0 |
| 13.2 | 16.8 | 13.2 | 13.1 | 11.1 | 8.8 | 6.6 | 10.1 | 10.3 | 8.2 | 8.1 | 8.4 | 8.4 | 8.6 | 8.7 |
| 14.0 | 13.1 | 15.0 | 16.4 | 12.4 | 11.8 | 8.7 | 11.1 | 10.0 | 9.4 | 10.4 | 9.6 | 10.0 | 11.4 | 10.0 |
| 13.2 | 12.8 | 13.8 | 13.8 | 11.9 | 12.2 | 10.6 | 10.6 | 10.9 | 11.2 | 11.9 | 10.2 | 12.4 | 15.4 | 12.7 |
| 12.0 | 12.6 | 12.4 | 11.8 | 10.3 | 10.7 | 11.6 | 10.6 | 11.3 | 13.1 | 11.6 | 8.0 | 11.7 | 11.0 | 10.2 |
| 11.0 | 10.4 | 11.0 | 10.3 | 10.6 | 10.8 | 10.9 | 10.5 | 10.6 | 9.8 | 11.2 | 7.4 | 8.2 | 5.9 | 7.1 |
| 10.7 | 10.9 | 9.7 | 9.9 | 10.6 | 11.2 | 10.0 | 11.1 | 10.0 | 9.6 | 10.4 | 7.4 | 10.4 | 8.2 | 9.3 |
| 11.3 | 13.0 | 10.7 | 12.7 | 11.2 | 10.6 | 9.7 | 9.6 | 11.2 | 14.3 | 11.8 | 6.7 | 8.8 | 7.2 | 7.8 |
| 13.3 | 13.7 | 11.3 | 12.3 | 11.5 | 11.9 | 12.6 | 10.9 | 12.8 | 14.9 | 11.1 | 5.8 | 8.0 | 6.8 | 8.6 |
| 12.2 | 13.5 | 13.3 | 12.6 | 12.9 | 12.7 | 12.0 | 11.5 | 11.5 | 11.0 | 8.6 | 5.9 | 7.6 | 5.8 | 6.4 |
| 14.3 | 14.4 | 13.2 | 14.3 | 14.1 | 14.3 | 13.6 | 13.5 | 12.0 | 9.4 | 9.8 | 5.4 | 8.0 | 3.8 | 6.0 |
| 14.8 | 15.4 | 16.4 | 16.1 | 14.8 | 15.4 | 15.2 | 16.1 | 12.8 | 12.2 | 11.2 | 4.0 | 6.0 | 2.5 | 5.4 |
| 13.2 | 14.2 | 15.3 | 16.0 | 14.0 | 15.1 | 15.0 | 16.0 | 12.4 | 11.8 | 12.2 | 9.9 | 7.4 | 5.6 | 6.5 |
| 13.2 | 15.0 | 15.1 | 15.7 | 14.1 | 15.1 | 14.6 | 15.2 | 12.3 | 11.2 | 12.4 | 8.9 | 8.8 | 5.8 | 6.8 |
| 14.2 | 15.4 | 16.2 | 16.2 | 12.4 | 14.8 | 14.9 | 16.6 | 12.4 | 11.8 | 11.8 | 8.2 | 7.3 | 6.2 | 5.8 |
| 13.1 | 13.8 | 17.4 | 15.3 | 12.7 | 14.7 | 15.3 | 14.0 | 13.8 | 11.9 | 12.7 | 9.2 | 6.1 | 5.4 | 5.4 |
| 13.4 | 14.5 | 13.9 | 15.3 | 13.4 | 13.6 | 15.1 | 15.9 | 13.1 | 11.6 | 12.1 | 8.4 | 9.4 | 7.6 | 6.8 |
| 13.8 | 15.2 | 15.8 | 16.6 | 14.8 | 16.0 | 15.7 | 16.2 | 10.5 | 11.7 | 11.0 | 8.2 | 9.6 | 8.2 | 8.9 |
| 13.8 | 14.6 | 14.4 | 14.9 | 14.2 | 14.5 | 14.2 | 15.0 | 11.9 | 12.0 | 12.2 | 9.2 | 8.3 | 6.8 | 7.8 |
| 13.2 | 14.5 | 14.6 | 13.8 | 14.6 | 12.7 | 13.1 | 12.4 | 12.4 | 11.7 | 11.6 | 9.4 | 9.0 | 7.8 | 7.8 |
| 13.8 | 14.6 | 12.6 | 14.7 | 14.0 | 13.6 | 12.6 | 12.5 | 10.6 | 9.4 | 10.2 | 8.8 | 9.4 | 8.8 | 8.4 |
| 12.8 | 13.6 | 7.8 | 8.2 | 11.2 | 9.3 | 9.2 | 9.0 | 9.3 | 8.3 | 6.2 | 6.9 | 8.2 | 7.0 | 6.7 |
| 11.5 | 11.3 | 8.0 | 7.3 | 10.3 | 9.2 | 9.5 | 10.3 | 9.4 | 10.2 | 9.3 | 4.2 | 6.4 | 4.6 | 4.0 |
| 12.5 | 11.6 | 10.2 | 11.1 | 13.6 | 10.2 | 8.8 | 10.0 | 9.0 | 7.4 | 8.0 | 4.9 | 4.0 | 2.6 | 3.3 |
| 12.7 | 13.3 | 13.1 | 12.9 | 12.5 | 12.0 | 11.4 | 12.2 | 11.1 | 10.6 | 10.5 | 7.6 | 8.4 | 7.1 | 7.1 |

## TEMPERATURA DEL AIRE
Lufttemperatur

## MAYO 1912

**Promedio diario** Tägl. Mitt. $\left(\frac{7a+2p}{3}\right.$

| Dia Tag | Arica | Iquique | Antofagasta | Caldera | Pascua | Copiapó | Coquimbo | Ovalle | Los Andes | Valparaiso | Santiago | El Teniente | San Fernando | Talca |
|---|---|---|---|---|---|---|---|---|---|---|---|---|---|---|
| 1 | 20.1 | 19.2 | 19.8 | 14.0 | 22.8 | 15.6 | 15.0 | 20.7 | 15.6 | 16.8 | 11.0 | 10.3 | 13.8 | 14.0 |
| 2 | 19.6 | 19.2 | 19.6 | 15.8 | 21.7 | 14.4 | 14.2 | 19.1 | 17.0 | 16.4 | 12.6 | 12.0 | 11.0 | 14 5 |
| 3 | 19.9 | 18.3 | 19.7 | 15.6 | 22.0 | 15.5 | 14.3 | 17.5 | 15.5 | 14.3 | 13.7 | 9.0 | 13.4 | 14.3 |
| 4 | 19.4 | 18.6 | 19.9 | 14.8 | 20.4 | 14.3 | 13.8 | 16.4 | 12.8 | 13.7 | 11.4 | 2.8 | 11.0 | 11.7 |
| 5 | 19.0 | 19.0 | 19.7 | 15.2 | 19.3 | 15.1 | 14.4 | 16.8 | 13.5 | 14.8 | 11.8 | 9.1 | 11.8 | 11.5 |
| 6 | 19.6 | 18.2 | 19.4 | 15.0 | | 14.7 | 13.0 | 18.6 | 14.6 | 12.4 | 12.2 | 11.1 | 12.5 | 13.0 |
| 7 | 19.6 | 18.6 | 19.4 | 14.4 | | 14.0 | 14.4 | 17.2 | 13.4 | 14.0 | 12.5 | 8.4 | 11.9 | 12.7 |
| 8 | 18.4 | 18.8 | 19.2 | 14.3 | | 15.3 | 14.6 | 17.1 | 13.1 | 14.5 | 11.6 | 5.8 | 10.0 | 9.0 |
| 9 | 18.8 | 19.0 | 19.4 | 14.2 | | 14.4 | 14.6 | 16.1 | 12.0 | 14.2 | 10.5 | 5.2 | 10.7 | 10.1 |
| 10 | 18.9 | 19.4 | 19.3 | 14.3 | | 13.3 | 14.3 | 16.9 | 13.8 | 12.8 | 11.4 | 7.2 | 8.0 | 9.0 |
| 11 | 20.1 | 18.7 | 19.2 | 14.0 | | 14.6 | 14.9 | 18.4 | 12.0 | 14.0 | 9.9 | 7.6 | 10.0 | 9.8 |
| 12 | 19.4 | 19.8 | 19.4 | 14.0 | | 13.8 | 13.4 | 16.9 | 13.7 | 13.0 | 11.9 | 11.2 | 9.3 | 9.0 |
| 13 | 19.3 | 18.2 | 19.3 | 14.2 | 19.8 | 15.4 | 15.6 | 15.5 | 12.8 | 13.2 | 11.6 | 6.5 | 10.4 | 11.1 |
| 14 | 19.0 | 17.8 | 16 6 | 14.2 | 18.2 | 14.2 | 14.6 | 17.0 | 11.8 | 14.2 | 12.0 | 4.6 | 12.4 | 13.2 |
| 15 | 18.5 | 18.2 | 16.6 | 14.4 | 19.6 | 13.4 | 13.2 | 15.9 | 10.7 | 12.9 | 11.9 | 4.2 | 10.3 | 12.2 |
| 16 | 18.6 | 18.7 | 16.6 | 15.2 | 20.5 | 14.3 | 12.6 | 13.7 | 6.4 | 10.6 | 7.8 | -2.2 | 7.4 | 9.5 |
| 17 | 18.8 | 17.5 | 16.8 | 12.8 | 20.8 | 11.2 | 12.6 | 12.2 | 3.6 | 9.6 | 5.1 | -5.3 | 5.0 | 6.4 |
| 18 | 17.6 | 16.5 | 16.1 | 12.0 | 20.6 | 10.5 | 12.2 | 11.0 | 5.8 | 9.8 | 5.4 | -2.6 | 5.2 | 5.6 |
| 19 | 16.6 | 16.5 | 15.2 | 12.4 | 21.2 | 11.2 | 13.3 | 13.1 | 8.6 | 10.8 | 7.7 | -1.2 | 9.3 | 8.5 |
| 20 | 16.7 | 16.7 | 15.8 | 12.0 | 20.3 | 11.4 | 13.6 | 11.2 | 7.5 | 11.3 | 8.5 | -0.7 | 9.3 | 10.1 |
| 21 | 15.4 | 17.2 | 15.3 | 11.7 | 21.0 | 11.0 | 12.6 | 11.4 | 9.0 | 11.8 | 8.2 | 1.2 | 9.4 | 8.8 |
| 22 | 15.2 | 17.1 | 15.0 | 12.4 | 19.0 | 12.8 | 13.5 | 11.4 | 7.8 | 11.5 | 8.6 | -0.7 | 8.0 | 9.7 |
| 23 | 16.6 | 16.9 | 14.4 | 13.2 | 19.4 | 14.4 | 13.7 | 10.3 | 5.9 | 11.2 | 4.8 | -3.9 | 7.6 | 7.5 |
| 24 | 18.4 | 17.4 | 14.0 | 12.6 | 20.2 | 13.4 | 13.1 | 10.3 | 4.8 | 11.0 | 4.8 | -4.1 | 6.2 | 6.0 |
| 25 | 16.6 | 17.2 | 14.1 | 13.0 | 19.4 | 15.4 | 14.0 | 14.4 | 8.1 | 12.8 | 6.2 | 8.2 | 5.5 | 6 1 |
| 26 | 15.8 | 17.0 | 14.0 | 13.4 | 19.4 | 12.1 | 14.2 | 15.8 | 14.1 | 14.4 | 10.1 | 11.1 | 7.6 | 7.5 |
| 27 | 16.2 | 16.4 | 14.2 | 12.4 | 17.4 | 12.5 | 13.3 | 11.6 | 12.2 | 12.0 | 9.6 | 11.9 | 7.8 | 8.4 |
| 28 | 16.4 | 17.2 | 14.0 | 12.2 | 17.6 | 10.6 | 11 4 | 12.4 | 14.2 | 9.8 | 11.0 | 12.6 | 9.1 | 6.8 |
| 29 | 16.9 | 16.8 | 13.6 | 11.5 | 17.9 | 10.7 | 11.6 | 11.2 | 14.0 | 11.4 | 9.6 | 12.7 | 7.5 | 9.4 |
| 30 | 17.6 | 17.4 | 13.6 | 13.2 | 19.9 | 12.2 | 14.2 | 12.5 | 10.0 | 13.6 | 10.3 | 4.7 | 11.1 | 13.8 |
| 31 | 17.9 | 17.2 | 14.1 | 12.4 | 19.6 | 13.6 | 13.8 | 12.8 | 9.8 | 13.5 | 9.3 | -3.9 | 9.3 | 10.9 |
| Pro. Mit. | 18.1 | 17.9 | 16.9 | 13.6 | 19.9 | 13.4 | 13.7 | 14.7 | 11.1 | 12.8 | 9.8 | 4.9 | 9.4 | 10.0 |

## TEMPERATURA DEL AIRE
Lufttemperatur

## JUNIO 1912

**Promedio diario** Tägl. Mitt. $\left(\frac{7a+2p}{3}\right.$

| | | | | | | | | | | | | | | |
|---|---|---|---|---|---|---|---|---|---|---|---|---|---|---|
| 1 | 18.6 | 17.4 | 12.5 | 13.3 | 17.8 | 13.5 | 13.6 | 15.2 | 10.6 | 13.5 | 9.0 | 7.0 | 9.9 | 11.4 |
| 2 | 17.9 | 17.3 | 17.4 | 13.4 | 17.8 | 11.5 | 13.0 | 12.8 | 11.9 | 12.4 | 9.8 | 10.1 | 9.6 | 11.2 |
| 3 | 17.6 | 17.4 | 15.3 | 13.4 | 17.5 | 12.4 | 13.4 | 12.5 | 7.2 | 12.8 | 9.3 | 6.8 | 10.0 | 12.4 |
| 4 | 18.0 | 17.2 | 15.5 | 12.7 | 18.8 | 10.8 | 13.2 | 12.0 | 7.6 | 12.8 | 8 3 | 0.3 | 9.5 | 11.6 |
| 5 | 17.8 | 17.3 | 15.1 | 13.6 | 18.0 | 13.0 | 14.0 | 13.1 | 9.0 | 13.1 | 9.0 | 1.3 | 10.0 | 10.2 |
| 6 | 17.6 | 17.1 | 15.0 | 14.1 | 17.8 | 15.6 | 13.4 | 14.6 | 10.0 | 12.9 | 8.9 | 5.7 | 8.0 | 8.4 |
| 7 | 18.0 | 17.3 | 15.2 | 12.8 | 16.9 | 12.9 | 13.2 | 12.4 | 11.2 | 12.6 | 10.6 | 3.2 | 11.3 | 11.0 |
| 8 | 18.0 | 16.9 | 15.6 | 12.0 | 16.7 | 12.9 | 13.2 | 12.6 | 11.2 | 12.2 | 12.0 | 2.4 | 12.1 | 13.8 |
| 9 | 17.7 | 17.5 | 15.0 | 12.1 | 17.0 | 13.8 | 13.7 | 13.3 | 9.4 | 13.6 | 10.9 | -1.2 | 10.4 | 13.0 |
| 10 | 18.2 | 17.5 | 15.7 | 11.8 | 16.7 | 15.8 | 14.0 | 13.5 | 8.8 | 13.0 | 8.2 | 0.9 | 8.5 | 9.1 |
| 11 | 17.9 | 17.3 | 15.4 | 11.7 | 15.4 | 13.8 | 13.3 | 13.0 | 9.4 | 11.4 | 7.7 | 4.6 | 7.6 | 6.7 |
| 12 | 17.1 | 17.8 | 15.1 | 11.4 | 17.4 | 11.8 | 12.3 | 13.6 | 9.9 | 13.0 | 8.5 | 4.4 | 7.7 | 10.8 |
| 13 | 17.2 | 17.3 | 15.7 | 11.5 | 17.8 | 13.0 | 13.2 | 13.8 | 8.1 | 13.1 | 8.7 | 2.0 | 9.5 | 9.8 |
| 14 | 16.5 | 17.4 | 14.9 | 12.8 | 16.8 | 14.4 | 13.8 | 11.9 | 9.0 | 13.6 | 8.8 | -0.6 | 8.5 | 8.5 |
| 15 | 16.2 | 16.8 | 15.0 | 12.2 | 18.1 | 11.4 | 13.0 | 11.0 | 7.6 | 10.4 | 7.6 | 2.0 | 6.2 | 7.1 |
| 16 | 17.4 | 17.5 | 15.3 | 12.0 | 18.0 | 12.8 | 12.6 | 12.6 | 9.6 | 14.3 | 7.4 | 6.5 | 7.2 | 7.3 |
| 77 | 17.8 | 17.6 | 15.3 | 13.0 | 17.6 | 11.4 | 12.4 | 12.7 | 12.6 | 14.4 | 9.9 | 8.7 | 7.0 | 8.6 |
| 18 | 17.1 | 17.0 | 15.1 | 13.0 | 19.2 | 9.8 | 11.8 | 11.6 | 13.8 | 11.4 | 11.3 | 9.1 | 9.8 | 9.2 |
| 19 | 17.2 | 16.9 | 15.2 | 13.9 | 19.4 | 11.8 | 12.0 | 12.0 | 12.2 | 11.8 | 10.0 | 8.6 | 9.0 | 10.4 |
| 20 | 17.1 | 17.0 | 15.1 | 14.5 | 17.8 | 11.0 | 13.2 | 12.1 | 10.0 | 12.4 | 9.6 | 9.4 | 8.4 | 9.0 |
| 21 | 17.1 | 16.7 | 14.9 | 13.3 | 16.4 | 11.6 | 12.8 | 11.5 | 9.6 | 11.2 | 7.7 | 8.8 | 6.5 | 9.5 |
| 22 | 16.6 | 16.7 | 15.1 | 12.4 | 16.3 | 9.6 | 11.8 | 11.6 | 10.1 | 10.8 | 6.6 | 5.0 | 7.5 | 10.4 |
| 23 | 17.3 | 16.7 | 15.1 | 13.3 | 18.2 | 11.1 | 13.2 | 11.6 | 9.1 | 13.8 | 8.2 | -0.8 | 7.8 | 9.8 |
| 24 | 17.1 | 16.7 | 15.5 | 13.0 | 19.4 | 11.4 | 12.7 | 12.2 | 8.6 | 10.4 | 8.6 | 3.2 | 9.2 | 10.8 |
| 25 | 16.4 | 16.4 | 15.2 | 13.5 | 18.6 | 9.8 | 13.2 | 11.1 | 8.1 | 12.0 | 7.6 | 2.6 | 7.7 | 10.4 |
| 26 | 16.2 | 16.4 | 15.0 | 12.8 | 19.1 | 11.5 | 12.6 | 12.4 | 8.2 | 11.2 | 7.6 | 2.2 | 7.1 | 7.3 |
| 27 | 16.2 | 16.5 | 15.4 | 12.8 | 17.9 | 9.6 | 12.7 | 11.2 | 7.4 | 10.0 | 6.4 | -0.7 | 4.7 | 6.4 |
| 28 | 16.1 | 16.7 | 15.2 | 12.0 | 17.1 | 10.3 | 11.2 | 9.8 | 5.2 | 8.8 | 3.8 | -5.0 | 2.6 | 4.8 |
| 29 | 16.6 | 16.4 | 15.1 | 10.0 | 17.4 | 9.4 | 9.0 | 8.1 | 5.0 | 8.1 | 2.2 | -6.2 | 1.3 | 4.8 |
| 30 | 16.2 | 16.1 | 14.8 | 9.7 | 18.4 | 9.0 | 9,7 | 7.4 | 2.2 | 7.4 | 1.3 | -5.2 | -0.4 | 2.7 |
| Pro. Mit. | 17.2 | 17.0 | 15.2 | 12.6 | 17.7 | 11.8 | 12.7 | 12.1 | 9.1 | 12.0 | 8.2 | 3.2 | 7.8 | 9.2 |

**TEMPERATURA DEL AIRE** — **MAYO 1912** — **Promedio diario** $\left(\frac{7a+2p+9p}{3}\right)$

Lufttemperatur — Tägl. Mitt.

| Punta Tumbes | Concepción | Angol | Contulmo | Mocha W | Valdivia | Puerto Varas | Puerto Montt | Punta Corona | Huafo | Melinka | Evangelistas | Dungenes | Punta Arenas | San Isidro |
|---|---|---|---|---|---|---|---|---|---|---|---|---|---|---|
| 12.9 | 15.6 | 12.0 | 12.7 | 10.4 | 8.9 | 8.7 | 7.8 | 8.7 | 7.8 | 6.8 | 6.0 | 7.1 | 6.1 | 5.8 |
| 13.2 | 14.0 | 13.5 | 13.8 | 13.8 | 12.8 | 13.0 | 13.3 | 12.8 | 11.2 | 11.3 | 5.1 | 6.7 | 3.3 | 3.4 |
| 13.1 | 13.2 | 13.2 | 11.7 | 12.7 | 10.8 | 10.7 | 10.7 | 10.0 | 8.6 | 7.4 | 5.5 | 5.4 | 1.4 | -1.0 |
| 12.1 | 12.7 | 9.3 | 9.0 | 10.9 | 8.3 | 6.3 | 7.2 | 10.0 | 9.0 | 8.3 | 5.0 | 5.7 | 2.7 | 2.0 |
| 13.2 | 12.8 | 9.6 | 9.8 | 11.8 | 8.4 | 10.8 | 10.8 | 11.2 | 10.0 | 9.8 | 3.0 | 3.7 | 1.6 | 0.4 |
| 13.2 | 13.3 | 13.0 | 13.4 | 13.8 | 12.1 | 11.5 | 11.2 | 10.6 | 8.3 | 7.8 | 3.8 | 2.8 | 0.3 | 0.4 |
| 12.9 | 12.2 | 10.2 | 11.3 | 11.8 | 8.8 | 6.8 | 8.3 | 10.2 | 7.6 | 7.4 | 4.6 | 4.7 | 1.7 | 2.6 |
| 12.9 | 12.4 | 11.4 | 8.0 | 11.6 | 10.1 | 8.6 | 9.3 | 11.3 | 8.4 | 7.2 | 5.0 | 5.0 | 2.6 | 3.6 |
| 11.0 | 10.4 | 8.0 | 6.9 | 10.2 | 8.8 | 7.7 | 9.7 | 9.6 | 8.9 | 8.6 | 6.8 | 5.3 | 4.5 | 4.8 |
| 12.1 | 10.2 | 5.5 | 7.5 | 11.4 | 9.9 | 10.6 | 9.8 | 10.2 | 9.0 | 8.8 | 6.2 | 6.4 | 4.9 | 5.2 |
| 12.1 | 10.6 | 9.2 | 10.0 | 11.5 | 10.3 | 8.4 | 9.4 | 4.5 | 8.7 | 7.8 | 5.8 | 6.4 | 5.6 | 5.1 |
| 11.9 | 11.3 | 11.4 | 10.8 | 11.8 | 8.8 | 10.0 | 10.4 | 10.2 | 10.2 | 9.5 | 8.4 | 7.7 | 7.2 | 6.4 |
| 12.4 | 11.9 | 10.8 | 11.3 | 10.8 | 8.6 | 8.2 | 8.5 | 10.1 | 9.8 | 9.3 | 8.6 | 9.0 | 8.6 | 7.6 |
| 12.9 | 12.4 | 11.2 | 12.2 | 11.7 | 11.4 | 10.4 | 11.2 | 11.6 | 11.7 | 10.4 | 6.1 | 7.0 | 5.4 | 6.6 |
| 12.5 | 12.0 | 11.0 | 11.1 | 11.6 | 9.6 | 9.1 | 8.8 | 8.9 | 7.7 | 8.3 | 6.2 | 5.9 | 5.0 | 5.3 |
| 8.8 | 8.2 | 7.0 | 6.8 | 10.0 | 6.9 | 5.7 | 5.2 | 7.2 | 6.2 | 6.2 | 4.6 | 4.3 | 2.4 | 1.4 |
| 8.0 | 6.6 | 5.6 | 5.5 | 7.6 | 5.1 | 2.8 | 4.5 | 7.4 | 6.8 | 6.8 | 5.5 | 3.8 | 0.4 | 1.6 |
| 9.2 | 8.7 | 5.2 | 6.4 | 8.7 | 4.6 | 7.8 | 6.4 | 8.2 | 8.5 | 7.8 | 6.3 | 4.8 | 1.0 | 2.4 |
| 10.2 | 9.5 | 7.6 | 9.1 | 10.3 | 7.0 | 7.9 | 7.6 | 8.2 | 8.0 | 6.2 | 5.2 | 6.6 | 1.1 | 3.8 |
| 10.2 | 9.6 | 8.7 | 8.0 | 9.4 | 7.4 | 7.4 | 8.3 | 8.9 | 9.0 | 8.5 | 5.3 | 4.7 | 2.4 | 3.0 |
| 10.8 | 10.2 | 8.3 | 8.5 | 10.6 | 7.0 | 9.1 | 8.8 | 8.7 | 7.6 | 7.5 | 2.8 | 3.4 | 1.0 | 1.4 |
| 10.1 | 10.6 | 9.8 | 9.0 | 10.2 | 7.2 | 7.2 | 6.8 | 6.8 | 6.2 | 6.4 | 3.2 | 3.0 | 2.1 | 1.8 |
| 9.0 | 6.6 | 6.8 | 5.7 | 7.0 | 4.0 | 3.7 | 4.9 | 5.8 | 5.7 | 4.3 | 4.7 | 3.4 | 2.3 | 2.2 |
| 8.0 | 7.1 | 5.4 | 4.7 | 7.3 | 4.5 | * | 5.5 | 6.8 | 7.4 | 5.9 | 5.3 | 4.7 | 3.2 | 3.6 |
| 8.3 | 5.8 | 3.4 | 5.4 | 8.8 | 7.2 | 8.0 | 8.5 | 9.4 | 9.7 | 8.8 | 5.5 | 4.0 | 1.7 | 2.4 |
| 11.2 | 7.0 | 7.9 | 8.3 | 11.4 | 9.4 | 9.4 | 10.2 | 11.8 | 9.8 | 10.2 | 4.6 | 2.8 | 0.4 | 2.3 |
| 12.3 | 9.8 | 9.6 | 12.8 | 11.6 | 8.9 | 8.4 | 8.3 | 9.4 | 9.3 | 9.4 | 3.2 | 2.8 | -0.4 | 2.8 |
| 14.1 | 10.4 | 8.2 | 14.7 | 10.5 | 8.0 | 12.2 | 7.4 | 9.2 | 10.4 | 8.5 | 3.1 | 2.4 | -1.0 | 3.0 |
| 11.2 | 10.8 | 7.9 | 11.4 | 11.6 | 6.7 | 11.2 | 5.9 | 8.5 | 11.4 | 7.6 | 4.7 | 3.3 | 0.2 | 1.3 |
| 12.6 | 12.9 | 11.9 | 12.4 | 13.2 | 11.8 | 11.4 | 11.6 | 11.2 | 10.2 | 9.4 | 5.6 | 4.5 | 0.5 | 2.4 |
| 12.8 | 12.7 | 10.3 | 10.5 | 13.0 | 10.9 | 12.2 | 11.4 | 11.6 | 10.4 | 9.9 | 7.6 | 4.8 | 0.8 | 2.6 |
| 11.5 | 10.7 | 9.1 | 9.6 | 10.9 | 8.5 | 8.3 | 8.6 | 9.4 | 8.8 | 8.1 | 5.3 | 4.9 | 2.5 | 3.1 |

**TEMPERATURA DEL AIRE** — **JUNIO 1912** — **Promedio diario** $\left(\frac{7a+2p+9p}{3}\right)$

Lufttemperatur — Tägl. Mitt.

| | | | | | | L. Riscos | | | | | | | | |
|---|---|---|---|---|---|---|---|---|---|---|---|---|---|---|
| 12.8 | 12.4 | 10.2 | 14.1 | 12.1 | 10.4 | 10.2 | 11.3 | 10.4 | 10.5 | 9.6 | 7.2 | 4.9 | 2.0 | 3.2 |
| 12.7 | 12.8 | 9.8 | 12.3 | 11.8 | 9.2 | 9.1 | 8.0 | 8.6 | 10.0 | 8.1 | 8.7 | 3.4 | 3.4 | 4.6 |
| 12.3 | 12.0 | 11.0 | 11.0 | 12.2 | 10.8 | 12.2 | 12.4 | 10.6 | 10.8 | 10.4 | 9.6 | 7.8 | 4.7 | 5.4 |
| 12.2 | 12.3 | 11.0 | 12.1 | 12.9 | 12.0 | 11.6 | 11.8 | 10.7 | 10.0 | 9.0 | 8.2 | 7.9 | 5.2 | 4.5 |
| 11.9 | 11.4 | 8.8 | 8.8 | 12.1 | 9.5 | 10.4 | 10.3 | 11.4 | 10.8 | 9.9 | 8.0 | 4.0 | 2.8 | 4.0 |
| 10.5 | 9.8 | 6.8 | 9.3 | 10.5 | 6.9 | 11.0 | 9.8 | 9.9 | 10.4 | 9.9 | 7.7 | 4.8 | 2.6 | 4.6 |
| 10.8 | 11.2 | 9.2 | 13.5 | 12.3 | 9.7 | 10.9 | 11.2 | 9.8 | 9.7 | 9.5 | 7.0 | 4.0 | 4.7 | 4.8 |
| 12.8 | 13.1 | 12.3 | 12.8 | 13.0 | 11.2 | 9.7 | 9.5 | 9.6 | 9.0 | 8.7 | 5.8 | 5.8 | 4.3 | 4.8 |
| 13.2 | 10.2 | 7.7 | 10.6 | 11.8 | 9.8 | 8.7 | 7.8 | 7.8 | 8.0 | 7.4 | 6.1 | 4.6 | 3.3 | 5.2 |
| 11.9 | 10.1 | 8.2 | 11.8 | 12.6 | 11.4 | 9.8 | 9.3 | 10.9 | 9.8 | 9.4 | 5.5 | 3.0 | 2.8 | 3.8 |
| 11.5 | 12.0 | 9.8 | 12.9 | 13.0 | 13.1 | 11.4 | 11.3 | 10.8 | 8.7 | 9.7 | 5.5 | 3.1 | 0.8 | 2.4 |
| 12.3 | 12.6 | 10.4 | 11.7 | 12.5 | 10.5 | 9.4 | 9.0 | 9.8 | 8.2 | 7.4 | 5.2 | 2.1 | 1.8 | 1.5 |
| 11.5 | 10.0 | 7.6 | 9.5 | 11.7 | 6.7 | 6.9 | 7.2 | 8.4 | 6.2 | 5.4 | 3.9 | 3.2 | 1.6 | 2.0 |
| 10.1 | 9.1 | 6.4 | 7.1 | 9.2 | 5.4 | 5.2 | 6.2 | 6.8 | 6.0 | 4.3 | 2.6 | 1.8 | -0.7 | 1.9 |
| 10.1 | 10.4 | 8.3 | 9.8 | 10.1 | 8.8 | 8.0 | 8.3 | 8.8 | 9.0 | 8.5 | 2.8 | 0.5 | -3.1 | 0.0 |
| 10.3 | 10.4 | 8.0 | 9.6 | 10.1 | 8.8 | 8.8 | 8.7 | 9.6 | 8.0 | 7.9 | 2.2 | 0.7 | 0.2 | 0.6 |
| 11.4 | 9.6 | 8.4 | 9.2 | 10.4 | 9.1 | 10.1 | 10.4 | 10.4 | 10.2 | 8.4 | 5.3 | 2.5 | 1.4 | 1.6 |
| 11.4 | 9.4 | 9.6 | 10.5 | 11.3 | 8.5 | 9.1 | 9.0 | 9.0 | 8.6 | 7.6 | 7.2 | 3.8 | 0.8 | 2.4 |
| 11.1 | 11.0 | 9.6 | 10.6 | 10.7 | 6.6 | 6.8 | 5.4 | 9.0 | 9.6 | 9.2 | 5.6 | 4.4 | 2.3 | 3.2 |
| 11.4 | 8.1 | 5.2 | 8.0 | 10.0 | 4.6 | 6.0 | 6.8 | 10.0 | 9.3 | 8.5 | 8.7 | 6.8 | 2.9 | 3.8 |
| 10.8 | 10.6 | 7.7 | 7.2 | 11.5 | 7.2 | 10.0 | 9.1 | 8.8 | 10.0 | 9.0 | 7.8 | 7.0 | 5.1 | 5.2 |
| 9.6 | 10.4 | 7.5 | 8.8 | 11.2 | 9.2 | 10.0 | 9.2 | 9.2 | 8.3 | 7.2 | 5.8 | 6.0 | 4.2 | 5.4 |
| 10.8 | 10.8 | 8.8 | 10.0 | 11.4 | 9.0 | 11.2 | 8.8 | 8.1 | 7.8 | 7.7 | 4.0 | 3.2 | 1.8 | 5.1 |
| 11.7 | 11.0 | 10.3 | 11.4 | 11.8 | 9.1 | 9.1 | 8.5 | 8.0 | 5.8 | 5.8 | 4.2 | 2.4 | 1.8 | 1.7 |
| 10.5 | 9.9 | 8.3 | 8.1 | 10.7 | 7.2 | 7.7 | 7.0 | 7.5 | 5.7 | 5.2 | 3.8 | 3.2 | 2.3 | 1.1 |
| 9.2 | 6.6 | 4.2 | 4.8 | 9.9 | 6.6 | 6.6 | 6.3 | 7.0 | 5.0 | 4.9 | 1.9 | 1.0 | -0.1 | -0.6 |
| 8.5 | 7.7 | 2.7 | 5.2 | 9.3 | 4.6 | 4.8 | 4.6 | 5.7 | 5.8 | 4.8 | 4.6 | 1.4 | 1.2 | 0.2 |
| 7.6 | 5.6 | 4.0 | 4.2 | 8.2 | 2.8 | 5.1 | 5.1 | 6.2 | 5.2 | 5.5 | 2.8 | 1.2 | -1.4 | -0.8 |
| 6.7 | 4.2 | 2.0 | 3.6 | 7.6 | 1.2 | -0.3 | 1.3 | 2.3 | 3.7 | 1.5 | 3.4 | 3.1 | 2.1 | 3.6 |
| 4.0 | 4.0 | 2.8 | 2.0 | 5.6 | 0.7 | 2.4 | 2.8 | 4.8 | 5.4 | 4.2 | 4.0 | 1.8 | 0.9 | 2.6 |
| 10.7 | 10.0 | 7.9 | 9.4 | 10.9 | 8.0 | 8.4 | 8.2 | 8.6 | 8.2 | 7.5 | 5.5 | 3.7 | 2.0 | 3.0 |

* se trasladó la estación a Los Riscos. El promedio corresponde a los 23 dias de Puerto Varas.

**TEMPERATURA DEL AIRE**
Lufttemperatur

**JULIO 1912**

**Promedio diario** $\left(\frac{7a+2p+}{3}\right.$
Tägl. Mitt.

| Dia Tag | Arica | Iquique | Antofagasta | Caldera | Pasena | Copiapó | Coquimbo | Ovalle | Los Andes | Valparaiso | Santiago | El Teniente | San Fernando | Talca |
|---|---|---|---|---|---|---|---|---|---|---|---|---|---|---|
| 1 | 17.1 | 15.4 | 14.0 | 12.7 | 19.3 | 9.0 | 11.0 | 9.1 | 4.8 | 8.6 | 2.4 | -1.8 | 0.1 | 3.7 |
| 2 | 17.2 | 16.6 | 14.2 | 11.8 | 17.5 | 8.9 | 11.0 | 11.1 | 10.8 | 11.2 | 6.2 | 9.8 | 2.2 | 6.2 |
| 3 | 23.9 | 22.0 | 14.4 | 12.6 | 17.2 | 14.0 | 9.6 | 11.4 | 12.0 | 10.1 | 8.6 | 7.8 | 5.4 | 6.2 |
| 4 | 17.8 | 18.2 | 14.0 | 13.7 | 16.2 | 16.6 | 10.2 | 12.7 | 10.8 | 10.6 | 8.5 | 4.8 | 6.7 | 9.3 |
| 5 | 17.3 | 18.4 | 14.9 | 11.6 | 15.0 | 12.6 | 12.0 | 10.6 | 8.9 | 11.5 | 8.8 | 2.0 | 8.3 | 8.2 |
| 6 | 18.2 | 17.0 | 14.5 | 13.4 | 15.8 | 12.9 | 12.6 | 12.0 | 9.2 | 11.8 | 8.9 | 2.4 | 8.4 | 7.3 |
| 7 | 16.9 | 16.4 | 14.9 | 12.3 | 16.7 | | 12.1 | 14.2 | 11.7 | 11.8 | 7.8 | 7.3 | 6.1 | 5.3 |
| 8 | 16.8 | 16.5 | 15.0 | 12.0 | 15.2 | 10.4 | 11.0 | 11.4 | 13.1 | 9.9 | 10.2 | 9.9 | 5.9 | 4.5 |
| 9 | 16.2 | 16.0 | 15.5 | 12.1 | 16.3 | 9.8 | 10.4 | 11.2 | 10.6 | 10.0 | 7.4 | 9.6 | 5.9 | 7.8 |
| 10 | 16.0 | 16.4 | 15.1 | 11.0 | 16.0 | 8.8 | 10.6 | 11.6 | 9.6 | 9.3 | 5.9 | 5.8 | 6.5 | 8.5 |
| 11 | 16.8 | 16.2 | 15.4 | 11.8 | 15.6 | 8.5 | 11.1 | 10.2 | 8.4 | 8.7 | 4.6 | 6.8 | 4.4 | 4.5 |
| 12 | 16.0 | 16.0 | 15.6 | 12.2 | 16.0 | 9.6 | 10.2 | 7.6 | 8.2 | 8.5 | 3.6 | 5.5 | 4.0 | 3.8 |
| 13 | 16.4 | 16.0 | 15.1 | 10.8 | 18.6 | 8.3 | 10.2 | 7.4 | 10.6 | 8.2 | 6.3 | 5.6 | 1.2 | 2.6 |
| 14 | 16.4 | 16.4 | 15.2 | 11.4 | 18.9 | 9.4 | 10.8 | 9.0 | 6.6 | 7.4 | 4.0 | 2.2 | 1.0 | 1.8 |
| 15 | 16.2 | 16.0 | 15.2 | 11.6 | 17.5 | 8.8 | 10.2 | 8.0 | 5.6 | 8.0 | 1.9 | 0.8 | 1.6 | 2.2 |
| 16 | 16.4 | 16.4 | 15.0 | 11.8 | 16.3 | 8.5 | 10.3 | 8.1 | 7.4 | 8.6 | 4.6 | 5.5 | 3.8 | 1.2 |
| 17 | 15.1 | 15.1 | 15.1 | 12.2 | 15.4 | 8.0 | 10.8 | 10.3 | 9.8 | 9.4 | 6.7 | 7.1 | 4.7 | 8.7 |
| 18 | 13.8 | 14.6 | 14.6 | 12.0 | 15.0 | 8.6 | 11.0 | 8.5 | 10.8 | 9.1 | 7.8 | 8.3 | 6.4 | 5.5 |
| 19 | 15.2 | 14.2 | 15.2 | 10.9 | 15.7 | 10.4 | 10.4 | 9.3 | 11.4 | 8.2 | 6.2 | 8.8 | 4.2 | 3.4 |
| 20 | 15.2 | 14.8 | 14.7 | 10.4 | 16.8 | 7.7 | 10.4 | 11.4 | 12.6 | 9.0 | 7.8 | 9.0 | 5.1 | 4.4 |
| 21 | 14.6 | 15.4 | 15.6 | 12.2 | 17.4 | 10.3 | 11.5 | 9.8 | 6.2 | 10.2 | 5.9 | 2.8 | 5.9 | 8.7 |
| 22 | 16.2 | 16.0 | 15.6 | 12.4 | 17.5 | 10.6 | 12.0 | 9.8 | 6.1 | 11.4 | 7.7 | 0.0 | 8.6 | 11.2 |
| 23 | 16.1 | 15.9 | 15.2 | 13.8 | 18.5 | 12.0 | 10.4 | 10.6 | 9.2 | 11.8 | 9.2 | -1.4 | 10.1 | 10.8 |
| 24 | 15.8 | 15.2 | 15.8 | 12.3 | 18.7 | 11.2 | 11.6 | 12.1 | 10.6 | 12.3 | 10.0 | 0.2 | 9.2 | 9.8 |
| 25 | 15.8 | 16.5 | 15.8 | 13.6 | 18.0 | 15.2 | 13.7 | 13.0 | 12.5 | 14.4 | 11.2 | 5.6 | 10.1 | 11.1 |
| 26 | 16.2 | 16.2 | 15.0 | 12.4 | 18.2 | 12.4 | 14.2 | 11.5 | 11.6 | 13.4 | 8.4 | 5.5 | 7.2 | 8.0 |
| 27 | 15.9 | 16.4 | 15.7 | 13.0 | 17.2 | 11.5 | 11.2 | 16.0 | 12.2 | 12.8 | 8.4 | 8.0 | 6.9 | 9.0 |
| 28 | 15.9 | 16.0 | 15.3 | 14.0 | 16.0 | 12.2 | 12.6 | 13.2 | 14.1 | 11.4 | 10.4 | 11.2 | 6.1 | 9.3 |
| 29 | 15.3 | 15.4 | 15.3 | 13.6 | 14.9 | 12.2 | 13.6 | 10.2 | 11.4 | 11.2 | 7.9 | 10.9 | 7.8 | 9.5 |
| 30 | 14.8 | 15.6 | 15.3 | 14.2 | 15.4 | 12.2 | 13.8 | 11.5 | 8.7 | 12.1 | 8.0 | 7.9 | 8.1 | 10.8 |
| 31 | 15.6 | 15.8 | 15.3 | 13.1 | 17.6 | 11.2 | 12.8 | 10.6 | 10.0 | 11.8 | 7.9 | 1.5 | 9.7 | 10.2 |
| Pro. Mit | 16.4 | 16.2 | 15.1 | 12.4 | 16.8 | 10.7 | 11.4 | 10.8 | 9.8 | 10.4 | 7.2 | 5.4 | 5.8 | 6.9 |

**TEMPERATURA DEL AIRE**
Lufttemperatur

**AGOSTO 1912**

**Promedio diario** $\left(\frac{7a+2p+}{3}\right.$
Tägl. Mitt.

| | | | | | | | | | | | | | | |
|---|---|---|---|---|---|---|---|---|---|---|---|---|---|---|
| 1 | 15.8 | 15.8 | 16.0 | 13.2 | 19.4 | 12.8 | 12.5 | 11.6 | 9.8 | 12.1 | 8.9 | 6.3 | 3.1 | 9.8 |
| 2 | 15.3 | 15.4 | 16.0 | 12.6 | 20.0 | 11.4 | 12.2 | 10.7 | 11.0 | 11.5 | 8.6 | 2.1 | 7.4 | 10.2 |
| 3 | 16.0 | 15.6 | 16.0 | 14.2 | 17.5 | 12.5 | 12.1 | 10.9 | 8.4 | 10.9 | 8.4 | -0.9 | 8.4 | 9.4 |
| 4 | 15.0 | 15.6 | 16.2 | 13.1 | 16.2 | 13.2 | 13.0 | 12.0 | 7.7 | 11.9 | 8.7 | -0.2 | 8.3 | 8.8 |
| 5 | 14.8 | 16.1 | 16.2 | 13.1 | 15.6 | 13.7 | 12.3 | 13.2 | 10.7 | 12.8 | 9.4 | 4.9 | 7.4 | 9.8 |
| 6 | 15.6 | 15.6 | 16.3 | 13.6 | 15.4 | 11.9 | 12.1 | 12.5 | 9.6 | 11.4 | 8.8 | 4.0 | 8.0 | 9.9 |
| 7 | 15.8 | 16.2 | 16.2 | 13.7 | 16.8 | 11.5 | 12.6 | 11.5 | 8.9 | 11.6 | 8.6 | 2.1 | 8.6 | 10.9 |
| 8 | 16.4 | 16.2 | 16.3 | 13.7 | 17.7 | 12.4 | 14.0 | 11.7 | 9.1 | 10.8 | 8.5 | 0.0 | 9.4 | 9.6 |
| 9 | 16.2 | 15.8 | 16.4 | 13.8 | 17.6 | 11.8 | 13.0 | 10.6 | 9.6 | 11.3 | 9.2 | -0.2 | 9.8 | 9.0 |
| 10 | 15.9 | 15.2 | 16.2 | 12.7 | 19.8 | 11.4 | 13.0 | 12.0 | 9.9 | 11.8 | 8.8 | -0.7 | 9.6 | 9.0 |
| 11 | 15.7 | 16.0 | 16.5 | 13.2 | 18.1 | 12.7 | 12.4 | 12.5 | 12.0 | 12.2 | 10.3 | 7.2 | 9.4 | 6.7 |
| 12 | 16.2 | 15.6 | 16.5 | 14.0 | 17.3 | 13.0 | 13.0 | 10.5 | 13.6 | 11.4 | 11.0 | 11.6 | 11.1 | 9.2 |
| 13 | 16.3 | 15.4 | 16.6 | 14.1 | 17.8 | 14.2 | 13.2 | 11.7 | 8.6 | 12.6 | 9.5 | 7.3 | 10.4 | 11.8 |
| 14 | 16.2 | 15.6 | 16.7 | 14.5 | 18.4 | 14.0 | 14.1 | 10.3 | 8.3 | 12.7 | 7.7 | -0.1 | 9.8 | 11.2 |
| 15 | 16.2 | 16.4 | 16.7 | 13.9 | 18.2 | 13.0 | 13.9 | 10.9 | 10.1 | 13.2 | 9.6 | -1.0 | 9.6 | 10.5 |
| 16 | 15.6 | 16.5 | 16.8 | 13.8 | 18.0 | 12.8 | 13.1 | 11.1 | 9.6 | 10.8 | 9.2 | 1.6 | 8.5 | 8.4 |
| 17 | 16.1 | 15.6 | 16.6 | 13.7 | 17.7 | 11.9 | 12.9 | 10.0 | 8.2 | 10.2 | 8.0 | 1.7 | 5.7 | 7.7 |
| 18 | 15.6 | 16.4 | 16.4 | 14.2 | 17.3 | 12.8 | 12.8 | 10.1 | 7.4 | 10.8 | 6.9 | -1.3 | 7.4 | 9.0 |
| 19 | 16.3 | 16.3 | 16.4 | 14.0 | 17.7 | 13.4 | 13.0 | 11.9 | 5.0 | 9.6 | 4.8 | -3.7 | 6.6 | 7.9 |
| 20 | 16.5 | 16.2 | 16.6 | 13.4 | 18.4 | 11.4 | 12.0 | 8.0 | 6.4 | 10.2 | 6.3 | -2.8 | 6.0 | 7.2 |
| 21 | 16.2 | 15.6 | 16.6 | 12.9 | 19.1 | 12.8 | 12.6 | 10.2 | 7.9 | 11.0 | 7.0 | 0.4 | 8.4 | 7.4 |
| 22 | 16.2 | 15.8 | 17.5 | 13.4 | 19.8 | 13.4 | 13.5 | 12.7 | 10.0 | 14.8 | 8.5 | 6.3 | 9.8 | 10.5 |
| 23 | 16.0 | 16.2 | 17.7 | 13.2 | 14.2 | 12.0 | 12.5 | 12.5 | 14.2 | 15.3 | 10.2 | 11.0 | 10.7 | 13.2 |
| 24 | 16.6 | 16.2 | 17.4 | 14.2 | 15.9 | 12.8 | 13.2 | 10.9 | 15.3 | 13.5 | 11.0 | 10.4 | 10.8 | 12.5 |
| 25 | 16.0 | 15.4 | 17.4 | 13.7 | 18.3 | 12.5 | 12.6 | 11.0 | 15.9 | 12.0 | 11.1 | 9.1 | 11.7 | 13.1 |
| 26 | 16.0 | 15.7 | 17.4 | 13.9 | 16.8 | | 13.0 | 11.7 | 11.9 | 11.7 | 10.2 | 7.2 | 10.3 | 10.8 |
| 27 | 16.1 | 15.5 | 17.0 | 13.9 | 16.1 | 12.9 | 13.3 | 11.2 | 12.4 | 11.6 | 10.2 | 5.6 | 9.1 | 9.6 |
| 28 | 15.4 | 15.4 | 17.4 | 14.0 | 15.8 | 14.1 | 13.2 | 12.3 | 12.4 | 12.4 | 8.1 | 4.0 | 6.2 | 9.3 |
| 29 | 15.2 | 15.0 | 17.6 | 13.8 | 17.5 | 14.5 | 13.0 | 14.7 | 13.6 | 12.1 | 9.2 | 4.6 | 7.7 | 9.1 |
| 30 | 15.2 | 15.3 | 17.8 | 13.9 | 17.6 | 14.9 | 13.2 | 16.4 | 13.6 | 13.9 | 10.3 | 5.3 | 8.4 | 9.0 |
| 31 | 15.0 | 15.3 | 17.8 | 13.2 | 16.0 | | 13.0 | 17.4 | 15.1 | 15.6 | 12.1 | 6.4 | 10.8 | 10.7 |
| Pro. Mit. | 15.8 | 15.8 | 16.8 | 13.6 | 17.5 | 12.9 | 12.9 | 11.8 | 10.5 | 12.1 | 9.0 | 3.5 | 8.8 | 9.8 |

## TEMPERATURA DEL AIRE
Lufttemperatur

## JULIO 1912

**Promedio diario** (7a+2p+9p)/3
Tägl. Mitt.

| Punta Tumbes | Concepción | Temuco | Contulmo | Mocha W | Valdivia | Los Riscos | Puerto Montt | Punta Corona | Huafo | Melinka | Evangelistas | Dungenes | Punta Arenas | San Isidro |
|---|---|---|---|---|---|---|---|---|---|---|---|---|---|---|
| 6.4 | 3.2 | 4.6 | 3.9 | 8.7 | 2.5 | 4.8 | 5.7 | 6.6 | 8.0 | 6.0 | 5.2 | 1.5 | 0.9 | 1.5 |
| 9.5 | 6.2 | 4.2 | 6.6 | 6.6 | 4.6 | 8.4 | 8.9 | 10.4 | 10.0 | 10.3 | 6.4 | 3.8 | 3.8 | 3.2 |
| 9.3 | 6.6 | 4.7 | 7.6 | 10.2 | 8.1 | 10.0 | 10.6 | 10.4 | 9.4 | 9.3 | 6.5 | 3.4 | 3.5 | 3.7 |
| 10.0 | 9.9 | 6.4 | 8.8 | 10.8 | 8.2 | 8.6 | 8.6 | 9.0 | 7.6 | 7.9 | 5.2 | 3.0 | 2.3 | 2.2 |
| 10.6 | 10.4 | 8.4 | 10.2 | 11.6 | 8.7 | 9.0 | 9.0 | 9.6 | 7.8 | 8.0 | 5.6 | 1.8 | 0.2 | 0.0 |
| 10.7 | 10.1 | 9.0 | 7.8 | 9.3 | 8.0 | 9.2 | 9.2 | 9.0 | 8.6 | 7.6 | 5.8 | 2.8 | 1.5 | 1.4 |
| 10.0 | 10.2 | 6.4 | 6.1 | 10.0 | 4.2 | 10.9 | 10.8 | 9.7 | 9.8 | 8.9 | 6.3 | 5.0 | 3.8 | 4.2 |
| 10.1 | 8.2 | 6.6 | 9.0 | 11.0 | 7.6 | 10.3 | 10.2 | 9.4 | 9.4 | 9.2 | 5.2 | 4.1 | 3.2 | 3.4 |
| 10.6 | 8.6 | 9.2 | 11.1 | 11.9 | 9.4 | 8.4 | 9.4 | 9.2 | 7.8 | 8.1 | 5.5 | 4.2 | 3.5 | 2.8 |
| 9.4 | 9.2 | 8.6 | 8.5 | 9.9 | 5.4 | 5.9 | 5.4 | 7.5 | 8.1 | 7.7 | 4.8 | 3.6 | 3.0 | 2.6 |
| 9.0 | 6.6 | 10.1 | 7.1 | 9.9 | 2.2 | 6.0 | 8.5 | 8.7 | 8.5 | 8.2 | 4.0 | 4.0 | 1.6 | 1.4 |
| 8.3 | 5.2 | 5.4 | 4.1 | 9.2 | 3.2 | 4.0 | 6.4 | 7.2 | 7.8 | 7.0 | 5.4 | 3.0 | 3.0 | 2.1 |
| 6.9 | 5.4 | 3.8 | 5.4 | 8.4 | 6.4 | 6.2 | 7.4 | 7.6 | 8.2 | 7.5 | 7.0 | 4.3 | 4.6 | 6.0 |
| 7.4 | 5.8 | 7.9 | 5.1 | 9.5 | 5.4 | 5.6 | 6.6 | 9.0 | 7.6 | 7.6 | 7.5 | 5.2 | 6.4 | 6.6 |
| 10.3 | 8.8 | 8.4 | 7.9 | 9.8 | 7.8 | 5.1 | 7.2 | 8.5 | 8.2 | 6.1 | 5.7 | 5.4 | 1.4 | 1.0 |
| 10.4 | 6.4 | 6.2 | 12.2 | 10.3 | 7.3 | 5.6 | 7.4 | 7.5 | 8.8 | 7.0 | 6.8 | 2.1 | 0.1 | 1.0 |
| 12.1 | 12.4 | 9.5 | 11.8 | 15.0 | 7.0 | 13.7 | 7.8 | 9.6 | 13.7 | 8.2 | 8.2 | 4.4 | 5.6 | 4.2 |
| 9.0 | 9.7 | 4.2 | 6.0 | 9.7 | 5.4 | 7.2 | 9.0 | 8.9 | 9.2 | 8.2 | 8.0 | 4.1 | 5.6 | 5.2 |
| 8.0 | 8.0 | 3.9 | 7.0 | 9.6 | 7.0 | 6.8 | 7.4 | 8.4 | 8.4 | 7.7 | 3.8 | 3.9 | 3.6 | 4.0 |
| 11.6 | 8.8 | 5.6 | 6.6 | 9.9 | 6.1 | 5.9 | 6.6 | 7.3 | 8.0 | 8.4 | 3.6 | 3.8 | 2.7 | 3.6 |
| 10.4 | 10.4 | 7.7 | 9.2 | 11.0 | 9.3 | 11.3 | 11.2 | 9.6 | 8.0 | 6.9 | 5.0 | 3.4 | 4.7 | 5.1 |
| 10.9 | 8.1 | 7.4 | 9.1 | 11.0 | 9.2 | 9.3 | 10.1 | 9.6 | 7.0 | 7.2 | 5.0 | 3.3 | 2.4 | 4.1 |
| 10.0 | 9.8 | 6.0 | 8.8 | 10.5 | 8.8 | 8.0 | 8.2 | 8.3 | 7.3 | 6.6 | 5.6 | 4.0 | 3.4 | 3.2 |
| 10.3 | 10.6 | 9.4 | 10.9 | 11.9 | 11.0 | 9.5 | 10.0 | 9.4 | 8.7 | 9.0 | 2.8 | 5.4 | -0.1 | 0.7 |
| 10.2 | 10.2 | 9.0 | 9.3 | 10.9 | 9.0 | 7.7 | 8.5 | 8.4 | 7.4 | 8.0 | 1.2 | 1.0 | -1.0 | 0.4 |
| 8.8 | 7.2 | 5.4 | 6.6 | 8.8 | 6.0 | 6.4 | 7.3 | 8.2 | 6.4 | 6.9 | 2.8 | 1.2 | -3.2 | -1.0 |
| 9.6 | 8.0 | 9.0 | 8.1 | 10.0 | 6.8 | 7.0 | 8.3 | 8.4 | 7.6 | 8.3 | 4.8 | 3.2 | 1.2 | 1.4 |
| 9.3 | 9.2 | 11.2 | 10.2 | 10.2 | 6.7 | 4.8 | 8.2 | 8.4 | 7.4 | 5.4 | 5.3 | 3.8 | 3.5 | 3.6 |
| 11.0 | 10.0 | 6.8 | 9.8 | 10.2 | 6.6 | 9.6 | 6.8 | 7.7 | 8.6 | 6.4 | 7.4 | 5.4 | 4.4 | 4.6 |
| 10.9 | 11.5 | 9.8 | 11.1 | 11.6 | 7.2 | 11.8 | 11.0 | 10.2 | 9.3 | 9.0 | 6.6 | 6.1 | 2.1 | 3.9 |
| 9.5 | 9.5 | 9.6 | 9.4 | 10.9 | 8.5 | 8.2 | 8.9 | 8.0 | 5.8 | 6.2 | 4.0 | 3.5 | 2.6 | 6.3 |
| 9.7 | 8.6 | 7.3 | 8.2 | 10.3 | 6.9 | 7.9 | 8.4 | 8.7 | 8.3 | 7.7 | 5.4 | 3.7 | 2.6 | 3.0 |

## TEMPERATURA DEL AIRE
Lufttemperatur

## AGOSTO 1912

**Promedio diario** (7a+2p+9p)/3
Tägl. Mitt.

| | | | | | | | | | | | | | | |
|---|---|---|---|---|---|---|---|---|---|---|---|---|---|---|
| 9.8 | 8.6 | 6.6 | 6.9 | 11.0 | 8.0 | 7.2 | 7.6 | 7.8 | 5.9 | 6.4 | 2.1 | 2.0 | 1.2 | 1.2 |
| 10.6 | 10.5 | 8.4 | 10.5 | 11.5 | 10.0 | 8.9 | 8.0 | 7.5 | 5.8 | 6.4 | 1.1 | 1.0 | -1.0 | 1.5 |
| 9.6 | 9.6 | 8.2 | 7.9 | 8.8 | 6.3 | 4.3 | 5.0 | 1.8 | 4.2 | 4.7 | 2.1 | 0.4 | -1.2 | -0.4 |
| 7.8 | 6.8 | 5.2 | 5.4 | 6.6 | 3.4 | 4.5 | 4.8 | 5.3 | 4.4 | 4.2 | 3.1 | 4.0 | 1.0 | 2.6 |
| 8.8 | 8.0 | 6.2 | 7.2 | 6.6 | 5.4 | 6.4 | 4.4 | 6.8 | 4.9 | 4.6 | 3.2 | 2.5 | 0.5 | 2.9 |
| 10.4 | 10.6 | 8.8 | 9.6 | 9.8 | 6.7 | 7.8 | 6.0 | 8.2 | 7.2 | 7.0 | 3.0 | 2.3 | 1.6 | 4.0 |
| 11.3 | 10.8 | 10.0 | 11.5 | 12.0 | 10.1 | 9.0 | 8.6 | 8.4 | 7.1 | 6.2 | 3.6 | 3.1 | 4.1 | 4.2 |
| 11.0 | 11.2 | 10.0 | 9.8 | 10.4 | 7.5 | 7.8 | 7.4 | 7.2 | 5.9 | 5.9 | 4.4 | 1.8 | 1.6 | 2.6 |
| 10.2 | 9.4 | 10.0 | 10.1 | 9.8 | 6.8 | 6.9 | 8.7 | 7.8 | 7.4 | 8.2 | 4.4 | 3.0 | 3.3 | 2.5 |
| 8.9 | 8.9 | 5.4 | 7.7 | 9.4 | 6.8 | 8.5 | 8.6 | 8.4 | 7.6 | 9.2 | 2.4 | 2.6 | 1.8 | 0.8 |
| 9.2 | 7.9 | 7.1 | 8.4 | 10.3 | 9.2 | 9.4 | 9.6 | 9.6 | 8.2 | 9.0 | 1.8 | 2.3 | 2.1 | 1.0 |
| 10.3 | 10.2 | 8.2 | 7.6 | 11.0 | 7.2 | 9.2 | 10.0 | 9.6 | 9.2 | 9.0 | 2.3 | 1.8 | 0.6 | 0.4 |
| 11.2 | 11.6 | 9.6 | 11.2 | 11.8 | 9.2 | 10.6 | 10.8 | 9.0 | 8.8 | 9.6 | 2.7 | 1.6 | 0.9 | 1.1 |
| 11.2 | 12.0 | 9.6 | 12.2 | 11.6 | 11.4 | 10.2 | 11.0 | 10.4 | 9.4 | 9.8 | 3.2 | 1.8 | 0.9 | 0.6 |
| 9.8 | 9.0 | 8.5 | 7.5 | 9.6 | 6.7 | 6.6 | 7.2 | 7.2 | 7.4 | 8.1 | 3.8 | 3.2 | 0.7 | -0.4 |
| 10.0 | 8.4 | 7.0 | 7.8 | 10.0 | 8.5 | 7.4 | 7.8 | 8.6 | 4.9 | 6.0 | 2.8 | 3.3 | 0.6 | 1.0 |
| 8.4 | 6.6 | 5.8 | 7.1 | 8.0 | 6.8 | 7.2 | 7.9 | 7.8 | 6.0 | 6.6 | 3.1 | 1.2 | 0.1 | 0.2 |
| 9.0 | 7.5 | 4.9 | 5.9 | 8.0 | 6.6 | 6.5 | 7.4 | 7.8 | 7.3 | 8.0 | 2.8 | 1.9 | 0.4 | 1.8 |
| 7.6 | 7.2 | 6.2 | 8.0 | 8.4 | 7.0 | 8.2 | 6.2 | 7.8 | 9.4 | 9.6 | 2.7 | 3.6 | 0.2 | 2.0 |
| 8.7 | 6.6 | 5.9 | 5.3 | 8.9 | 7.6 | 9.6 | 7.7 | 7.7 | 8.0 | 8.6 | 3.4 | 1.4 | -0.3 | 0.9 |
| 10.0 | 8.6 | 5.5 | 7.3 | 10.6 | 6.6 | 7.4 | 7.0 | 8.2 | 8.1 | 7.2 | 4.8 | 1.2 | -0.6 | -0.6 |
| 10.7 | 10.8 | 8.2 | 10.2 | 11.6 | 9.0 | 9.1 | 9.7 | 10.0 | 9.1 | 9.0 | 6.4 | 1.2 | -0.9 | 0.9 |
| 10.4 | 10.6 | 11.2 | 11.6 | 10.7 | 11.7 | 10.6 | 11.8 | 10.2 | 9.8 | 10.6 | 5.1 | 4.1 | 2.9 | 4.4 |
| 11.7 | 11.0 | 9.6 | 12.3 | 11.9 | 11.1 | 9.2 | 9.9 | 9.4 | 8.9 | 8.6 | 5.8 | 3.4 | 4.3 | 4.2 |
| 11.0 | 11.0 | 10.6 | 11.2 | 10.5 | 10.0 | 8.6 | 9.0 | 9.2 | 7.1 | 7.0 | 5.0 | 3.5 | 4.2 | 4.1 |
| 9.8 | 9.4 | 10.4 | 8.3 | 10.6 | 7.7 | 6.4 | 8.5 | 7.2 | 7.0 | 7.0 | 4.6 | 3.6 | 5.1 | 4.7 |
| 8.5 | 9.6 | 8.0 | 7.8 | 9.9 | 5.4 | 5.6 | 8.0 | 7.0 | 6.6 | 5.3 | 3.6 | 3.4 | 3.0 | 3.9 |
| 10.5 | 9.2 | 9.2 | 8.4 | 9.6 | 5.8 | 5.5 | 6.4 | 6.8 | 7.3 | 5.1 | 5.5 | 2.6 | 2.3 | 2.6 |
| 9.2 | 8.2 | 10.2 | 7.4 | 9.8 | 7.2 | 6.4 | 7.2 | 7.6 | 6.7 | 5.7 | 5.4 | 3.0 | 3.6 | 2.8 |
| 11.5 | 12.6 | 11.2 | 10.9 | 9.6 | 8.2 | 6.1 | 6.0 | 8.8 | 7.6 | 6.1 | 5.8 | 3.2 | 5.0 | 5.8 |
| 12.6 | 12.2 | 10.7 | 8.9 | 10.6 | 7.0 | 7.6 | 5.6 | 9.4 | 8.5 | 8.8 | 6.3 | 5.2 | 7.0 | 6.9 |
| 10.0 | 9.5 | 8.3 | 8.8 | 10.0 | 7.8 | 7.7 | 7.9 | 8.1 | 7.2 | 7.3 | 3.7 | 2.5 | 1.7 | 2.3 |

**TEMPERATURA DEL AIRE**
Lufttemperatur

**SEPTIEMBRE 1912**

**Promedio diario** $\left(\frac{7a+2p+9}{3}\right)$
Tägl. Mitt.

| Dia<br>Tag | Arica | Iquique | Antofagasta | Caldera | Pascua | Copiapó | Coquimbo | Ovalle | Los Andes | Valparaíso | Santiago | El Teniente | San Fernando | Talca |
|---|---|---|---|---|---|---|---|---|---|---|---|---|---|---|
| 1 | 15.0 | 15.5 | 17.6 | 13.5 | 14.6 | 15.4 | 12.8 | 13.8 | 16.2 | 15.8 | 13.6 | 9.6 | 11.7 | 13.0 |
| 2 | 15.6 | 16.3 | 17.7 | 14.9 | 15.1 | 12.9 | 12.6 | 11.7 | 17.2 | 12.8 | 13.2 | 9.4 | 9.9 | 12.7 |
| 3 | 15.9 | 16.2 | 17.2 | 14.1 | 14.7 | 13.6 | 12.4 | 12.6 | 17.2 | 11.2 | 14.9 | 9.1 | 11.8 | 12.4 |
| 4 | 15.8 | 16.0 | 17.4 | 13.8 | 15.7 | 13.2 | 12.4 | 11.4 | 17.3 | 11.6 | 15.4 | 12.2 | 13.4 | 14.0 |
| 5 | 16.1 | 16.0 | 17.6 | 13.7 | 17.4 | 13.8 | 12.5 | 11.3 | 16.4 | 12.4 | 13.7 | 7.8 | 12.0 | 13.4 |
| 6 | 15.6 | 15.8 | 17.9 | 14.0 | 18.6 | 13.4 | 12.7 | 11.0 | 11.9 | 10.8 | 11.3 | 5.7 | 7.4 | 8.2 |
| 7 | 15.4 | 16.4 | 17.9 | 13.6 | 18.8 | 12.4 | 11.8 | 11.6 | 11.5 | 11.4 | 11.1 | 9.0 | 9.7 | 10.9 |
| 8 | 16.3 | 16.5 | 17.9 | 13.3 | 18.1 | 12.6 | 12.9 | 11.3 | 9.5 | 12.8 | 10.5 | 5.5 | 10.3 | 11.8 |
| 9 | 15.7 | 16.4 | 18.0 | 13.9 | 17.1 | 14.4 | 13.2 | 12.8 | 9.4 | 12.4 | 10.0 | 1.8 | 8.5 | 11.0 |
| 10 | 15.6 | 16.2 | 18.3 | 14.2 | 16.2 | 13.7 | 12.8 | 11.1 | 9.8 | 11.8 | 10.2 | 5.0 | 10.2 | 11.7 |
| 11 | 15.9 | 16.2 | 18.1 | 13.8 | 14.5 | 15.5 | 13.4 | 13.3 | 12.6 | 12.8 | 11.4 | 7.6 | 10.6 | 12.0 |
| 12 | 15.9 | 16.4 | 18.2 | 15.0 | 13.8 | 14.2 | 14.0 | 12.4 | 14.2 | 12.5 | 10.9 | 9.6 | 10 0 | 11.5 |
| 13 | 16.4 | 16.8 | 18.4 | 14.3 | 16.0 | 14.8 | 13.6 | 15.0 | 13.4 | 15.2 | 11.9 | 10.0 | 12.8 | 14.7 |
| 14 | 17.0 | 16.4 | 18.4 | 14.5 | 17.5 | 15.0 | 13.4 | 16.1 | 17.9 | 15.7 | 16.3 | 12.2 | 14.2 | 14.7 |
| 15 | 16.8 | 17.4 | 18.4 | 15.7 | 18.4 | 14.5 | 13.6 | 14.2 | 16.3 | 12.9 | 14.2 | 10.2 | 11.1 | 13.4 |
| 16 | 17.6 | 18.2 | 18.5 | 14.5 | 17.9 | 14.2 | 13.8 | 10.5 | 10.3 | 12.2 | 9.8 | 0.5 | 11.0 | 10.5 |
| 17 | 17.8 | 17.9 | 18.4 | 15.2 | 18.4 | 13.9 | 13.4 | 11.5 | 11.7 | 11.8 | 9.8 | 4.8 | 7.4 | 11.5 |
| 18 | 17.6 | 17.0 | 18.8 | 15.1 | 18.2 | 14.0 | 13.1 | 11.3 | 14.2 | 11.6 | 11.5 | 3.6 | 8.0 | 10.2 |
| 29 | 17.7 | 16.8 | 18.3 | 15.2 | 17.4 | 15.3 | 13.6 | 14.6 | 13.4 | 11.3 | 10.6 | 8.9 | 10.1 | 10.8 |
| 20 | 17.4 | 17.1 | 18.6 | 14.4 | 16.4 | 15.4 | 13.8 | 22.3 | 15.0 | 15.6 | 13.2 | 8.9 | 9.3 | 13.8 |
| 21 | 17.4 | 17.1 | 18.6 | 14.6 | 16.2 | 14.4 | 14.2 | 18.4 | 17.0 | 13.1 | 14.0 | 10.5 | 12.3 | 14.8 |
| 22 | 17.8 | 17.1 | 19.0 | 14.7 | 14.6 | 13.4 | 13.5 | 12.2 | 13.6 | 12.3 | 11.7 | 11.2 | 11.3 | 13.2 |
| 23 | 17.8 | 17.2 | 18.8 | 14.7 | 16.5 | 14.8 | 13.2 | 15.3 | 18.1 | 15.0 | 15.0 | 11.0 | 13.0 | 14.4 |
| 24 | 18.2 | 18.4 | 18.8 | 15.5 | 19.7 | 15.3 | 13.9 | 15.8 | 14.4 | 13.0 | 13.4 | 12.4 | 13.8 | 14.4 |
| 25 | 18.4 | 17.6 | 18.5 | 15.6 | 19.2 | 15.0 | 15.1 | 15.0 | 12.0 | 12.2 | 9.2 | 1.8 | 9.8 | 12.8 |
| 26 | 18.4 | 17.4 | 18.6 | 15.5 | 19.4 | 15.4 | 14.5 | 16.0 | 14.8 | 13.5 | 12.4 | 7.8 | 12.4 | 15.3 |
| 27 | 17.5 | 17.6 | 18.8 | 15.4 | 17.4 | 15.2 | 14.6 | 14.8 | 16.4 | 12.6 | 14.2 | 10.1 | 14.9 | 15.5 |
| 28 | 17.2 | 17.4 | 19.0 | 15.2 | 16.7 | 16.5 | 13.7 | 17.9 | 17.6 | 12.0 | 14.8 | 12.3 | 17.1 | 14.6 |
| 29 | 17.5 | 17.4 | 18.9 | 14.9 | 19.6 | 13.4 | 15.8 | 14.2 | 10.4 | 12.6 | 10.9 | 4.5 | 10.6 | 11.8 |
| 30 | 17.7 | 17.1 | 19.0 | 14.7 | 16.0 | 15.4 | 14.6 | 15.2 | 9.4 | 12.8 | 9.0 | -2.2 | 8.3 | 9.7 |
| Pro.<br>Mit. | 16.8 | 16.8 | 18.4 | 14.6 | 17.0 | 14.4 | 13.4 | 13.8 | 14.0 | 12.8 | 12.3 | 7.5 | 11.1 | 12.6 |

**TEMPERATURA DEL AIRE**
Lufttemperatur

**OCTUBRE 1912**

**Promedio diario** $\left(\frac{7a+2p+9}{3}\right)$
Tägl. Mitt.

| | | | | | | | | | | | | | | |
|---|---|---|---|---|---|---|---|---|---|---|---|---|---|---|
| 1 | 16.8 | 16.9 | 19.2 | 15.2 | 16.8 | 17.5 | 14.9 | 16.4 | 13.9 | 15.4 | 11.4 | 6.0 | 10.9 | 11.8 |
| 2 | 16.4 | 17.6 | 19.2 | 15.0 | 17.4 | 18.2 | 15.2 | 28.5 | 17.8 | 18.4 | 13.6 | 10.7 | 12.4 | 14.7 |
| 3 | 16.6 | 18.9 | 19.4 | 16.2 | 17.9 | 16.0 | 15.2 | 15.4 | 19.6 | 15.1 | 17.4 | 12.5 | 12.4 | 16.1 |
| 4 | 17.2 | 18.0 | 19.2 | 17.2 | 19.2 | 16.5 | 15.1 | 15.0 | 15.0 | 14.4 | 13.8 | 12.4 | 13.8 | 14.6 |
| 5 | 17.6 | 17.6 | 18.6 | 17.8 | 20.2 | 16.6 | 15.6 | 13.8 | 13.6 | 16.0 | 13.2 | 11.1 | 13.6 | 14.3 |
| 6 | 17.7 | 17.6 | 19.3 | 16.4 | 19.7 | 15.7 | 15.0 | 16.6 | 16.1 | 14.8 | 14.4 | 10.8 | 14.4 | 15.6 |
| 7 | 17.3 | 17.6 | 19.4 | 15.3 | 19.7 | 15.9 | 14.0 | 13.1 | 15.0 | 12.8 | 13.2 | 11.6 | 13.5 | 13.4 |
| 8 | 17.1 | 17.2 | 19.2 | 15.6 | 16.1 | 16.3 | 14.6 | 13.8 | 15.4 | 14.4 | 14.4 | 10.9 | 14.4 | 15.8 |
| 9 | 17.7 | 17.8 | 19.6 | 15.4 | 15.9 | 16.2 | 15.6 | 16.3 | 16.6 | 14.9 | 13.9 | 8.7 | 16.0 | 16.9 |
| 10 | 17.6 | 18.8 | 19.4 | 16.5 | 20.5 | 16.1 | 14.4 | 15.5 | 14.0 | 14.4 | 13.1 | 3.6 | 14.0 | 17.0 |
| 11 | 17.8 | 18.2 | 19.2 | 14.4 | 20.4 | 16.3 | 15.4 | 15.6 | 13.6 | 14.9 | 13.8 | 4.7 | 12.3 | 13.1 |
| 12 | 18.4 | 18.8 | 18.8 | 15.6 | 19.0 | 16.0 | 14.3 | 16.1 | 14.2 | 14.4 | 15.1 | 7.7 | 12.7 | 14.8 |
| 13 | 18.4 | 18.2 | 19.4 | 15.4 | 20.6 | 15.7 | 14.6 | 15.3 | 18.1 | 14.4 | 17.3 | 9.0 | 14.8 | 16.0 |
| 14 | 18.1 | 17.8 | 19.5 | 15.4 | 20.8 | 16.6 | 14.7 | 14.4 | 18.4 | 15.6 | 17.0 | 10.0 | 15.6 | 17.8 |
| 15 | 18.0 | 17.9 | 19.6 | 15.0 | 18.3 | 17.1 | 14.5 | 16.2 | 19.5 | 16.3 | 17.8 | 12.3 | 15.1 | 17.2 |
| 16 | 18.4 | 19.4 | 19.5 | 15.8 | 18.0 | 16.4 | 14.1 | 12.7 | 21.6 | 15.6 | 19.5 | 13.8 | 17.0 | 17.2 |
| 17 | 18.5 | 19.8 | 19.5 | 15.8 | 18.9 | 15.8 | 14.6 | 14.9 | 18.8 | 15.4 | 16.6 | 10.5 | 14.3 | 15.0 |
| 18 | 18.7 | 19.4 | 19.5 | 16.0 | 19.6 | 16.8 | 14.3 | 13.0 | 18.0 | 14.8 | 17.1 | 9.8 | 11.8 | 16.6 |
| 19 | 18.9 | 19.7 | 19.4 | 14.8 | 19.4 | 16.0 | 14.6 | 13.7 | 18.8 | 15.8 | 15.5 | 10.2 | 14.8 | 16.4 |
| 20 | 19.0 | 18.2 | 19.4 | 15.6 | 19.1 | 16.2 | 14.0 | 14.3 | 19.8 | 14.8 | 17.6 | 14.1 | 12.8 | 16.7 |
| 21 | 18.9 | 18.2 | 19.7 | 16.6 | 18.6 | 16.7 | 14.4 | 13.3 | 18.2 | 13.7 | 16.4 | 14.6 | 15.3 | 16.4 |
| 22 | 18.8 | 18.6 | 20.0 | 17.2 | 18.6 | 16.7 | 15.2 | 15.1 | 17.2 | 14.2 | 14.2 | 14.0 | 14.1 | 15.8 |
| 23 | 18.5 | 18.2 | 20.0 | 15.5 | 17.6 | 16.5 | 14.4 | 14.6 | 19.6 | 14.2 | 15.6 | 14.2 | 17.0 | 17.8 |
| 24 | 19.1 | 18.4 | 20.1 | 15.4 | 19.5 | 15.6 | 14.7 | 15.4 | 19.1 | 13.4 | 16.4 | 13.4 | 15.8 | 16.6 |
| 25 | 18.8 | 17.7 | 19.8 | 17.1 | 19.8 | 15.8 | 14.8 | 14.0 | 13.8 | 13.0 | 12.6 | 10.9 | 14.2 | 18.5 |
| 26 | 18.5 | 17.3 | 20.0 | 16.7 | 20.4 | 16.7 | 15.6 | 15.7 | 14.5 | 14.8 | 13.2 | 7.5 | 13.7 | 15.0 |
| 27 | 18.2 | 18.0 | 19.7 | 16.4 | 19.3 | 16.2 | 15.2 | 14.5 | 17.6 | 13.8 | 14.0 | 10.5 | 14.4 | 14.8 |
| 28 | 18.3 | 18.2 | 19.6 | 16.2 | 18.8 | 15.6 | 14.7 | 12.7 | 11.6 | 13.2 | 10.9 | 6.8 | 10.6 | 12.4 |
| 29 | 18.4 | 18.0 | 19.5 | 15.6 | 18.7 | 16.0 | 15.4 | 14.7 | 12.8 | 14.0 | 10.8 | 1.6 | 10.6 | 11.3 |
| 30 | 18.4 | 18.2 | 19.4 | 15.0 | 19.5 | 15.4 | 13.9 | 13.8 | 12.2 | 13.1 | 11.8 | 0.8 | 11.2 | 12.0 |
| 31 | 18.4 | 17.7 | 19.8 | 15.2 | 18.4 | | 14.4 | 12.6 | 12.2 | 12.2 | 11.7 | 3.9 | 11.2 | 13.0 |
| Pro.<br>Mit. | 18.1 | 18.2 | 19.5 | 15.8 | 18.9 | 16.3 | 14.8 | 15.1 | 16.4 | 14.6 | 14.6 | 9.6 | 13.7 | 15.3 |

**TEMPERATURA DEL AIRE** — Lufttemperatur — **SEPTIEMBRE 1912** — **Promedio diario** Tägl. Mitt. $\left(\frac{7a+2p+9p}{3}\right)$

| Punta Tumbes | Concepción | Angol | Contulmo | Mocha W | Valdivia | Los Riscos | Puerto Montt | Punta Corona | Huafo | Melinka | Evangelistas | Dungenes | Punta Arenas | San Isidro |
|---|---|---|---|---|---|---|---|---|---|---|---|---|---|---|
| 11.0 | 10.2 | 11.9 | 8.7 | 11.1 | 7.0 | 8.1 | 7.1 | 8.9 | 7.8 | 8.4 | 4.1 | 3.4 | 3.0 | 2.8 |
| 10.6 | 10.8 | 12.4 | 10.6 | 11.0 | 8.3 | 7.2 | 7.8 | 7.8 | 6.3 | 7.2 | 5.8 | 3.5 | 5.0 | 4.6 |
| 11.7 | 11.9 | 9.8 | 12.0 | 10.2 | 10.4 | 7.6 | 7.8 | 9.2 | 7.8 | 7.2 | 5.6 | 4.1 | 5.6 | 5.8 |
| 10.6 | 11.0 | 11.3 | 9.0 | 10.7 | 9.0 | 9.8 | 10.0 | 9.2 | 8.4 | 8.2 | 5.2 | 4.1 | 3.7 | 3.8 |
| 10.7 | 10.8 | 11.2 | 10.7 | 11.2 | 9.7 | 8.8 | 10.1 | 8.6 | 7.0 | 7.2 | 4.9 | 2.8 | 3.3 | 2.6 |
| 11.7 | 12.0 | 11.2 | 11.1 | 10.4 | 10.2 | 9.5 | 9.2 | 10.3 | 7.5 | 7.5 | 6.1 | 4.4 | 4.8 | 6.0 |
| 13.2 | 14.1 | 15.3 | 15.5 | 11.0 | 9.3 | 5.4 | 9.2 | 8.9 | 7.3 | 8.0 | 5.7 | 3.6 | 4.5 | 3.5 |
| 11.1 | 10.4 | 15.2 | 11.8 | 11.3 | 12.0 | 9.4 | 10.3 | 9.4 | 6.9 | 8.7 | 5.8 | 4.2 | 4.8 | 4.2 |
| 12.2 | 12.3 | 10.8 | 8.5 | 11.6 | 9.6 | 8.2 | 9.2 | 9.2 | 7.1 | 8.7 | 6.6 | 5.6 | 6.7 | 5.2 |
| 10.8 | 9.4 | 11.0 | 9.9 | 11.4 | 9.8 | 8.9 | 10.5 | 10.2 | 8.5 | 8.4 | 6.4 | 5.2 | 5.5 | 5.3 |
| 11.5 | 10.4 | 10.5 | 9.8 | 11.9 | 9.4 | 10.3 | 9.8 | 10.4 | 9.0 | 9.1 | 7.6 | 4.6 | 3.8 | 5.0 |
| 10.5 | 9.7 | 9.8 | 10.6 | 11.7 | 8.8 | 9.6 | 12.4 | 9.9 | 8.1 | 9.4 | 7.0 | 4.7 | 4.1 | 3.6 |
| 10.4 | 11.7 | 13.4 | 10.8 | 12.3 | 10.8 | 9.8 | 10.6 | 9.0 | 7.5 | 7.0 | 5.6 | 5.0 | 5.2 | 6.4 |
| 10.9 | 11.1 | 12.4 | 10.8 | 10.9 | 9.4 | 9.5 | 10.0 | 8.4 | 8.6 | 8.2 | 5.6 | 5.0 | 5.8 | 5.7 |
| 10.4 | 10.8 | 12.0 | 8.4 | 10.6 | 9.4 | 9.8 | 10.1 | 9.0 | 7.0 | 7.6 | 5.0 | 6.0 | 5.4 | 5.2 |
| 10.0 | 10.2 | 8.2 | 8.8 | 10.2 | 7.6 | 7.8 | 9.9 | 7.7 | 6.6 | 7.1 | 4.0 | 4.7 | 4.2 | 3.4 |
| 10.2 | 8.6 | 8.1 | 6.2 | 10.0 | 7.0 | 6.7 | 7.2 | 7.8 | 6.3 | 6.4 | 5.2 | 5.2 | 5.9 | 6.2 |
| 9.2 | 8.9 | 9.8 | 7.5 | 9.9 | 6.4 | 6.8 | 8.2 | 5.9 | 6.0 | 7.0 | 4.7 | 6.7 | 6.0 | 6.5 |
| 9.4 | 8.2 | 9.1 | 5.6 | 8.8 | 7.2 | 8.3 | 9.1 | 7.6 | 7.8 | 8.4 | 4.0 | 4.2 | 3.8 | 3.4 |
| 10.7 | 11.5 | 12.7 | 12.6 | 10.2 | 9.5 | 7.7 | 8.5 | 8.3 | 8.4 | 8.3 | 6.2 | 5.9 | 5.8 | 5.8 |
| 11.8 | 12.6 | 11.8 | 11.0 | 11.4 | 10.0 | 9.4 | 9.2 | 9.6 | 8.7 | 8.3 | 4.0 | 5.7 | 5.2 | 5.2 |
| 11.2 | 11.7 | 12.2 | 11.8 | 11.8 | 9.5 | 10.3 | 10.2 | 9.0 | 9.2 | 8.7 | 3.5 | 4.9 | 4.4 | 4.7 |
| 12.6 | 13.0 | 14.3 | 13.5 | 11.8 | 10.8 | 11.2 | 9.6 | 11.4 | 7.7 | 8.4 | 5.8 | 6.0 | 6.8 | 6.0 |
| 11.8 | 14.6 | 14.8 | 14.3 | 11.0 | 10.8 | 9.2 | 10.0 | 8.4 | 6.8 | 8.0 | 6.4 | 8.1 | 8.3 | 9.9 |
| 12.0 | 14.2 | 12.5 | 12.4 | 10.6 | 9.2 | 9.6 | 10.2 | 8.8 | 8.0 | 8.8 | 3.4 | 5.6 | 2.8 | 2.6 |
| 12.3 | 13.6 | 13.4 | 12.4 | 12.0 | 10.2 | 9.8 | 10.4 | 10.0 | 8.0 | 8.4 | 2.0 | 2.4 | 0.4 | 0.5 |
| 10.4 | 12.6 | 14.2 | 13.2 | 10.9 | 12.4 | 11.3 | 11.6 | 10.0 | 9.0 | 8.9 | 3.5 | 4.2 | 3.6 | 3.2 |
| 10.2 | 11.6 | 14.2 | 12.5 | 12.8 | 10.8 | 12.0 | 12.2 | 10.0 | 9.9 | 9.9 | 5.0 | 4.4 | 1.6 | 1.1 |
| 10.3 | 11.3 | 10.0 | 11.4 | 12.6 | 10.5 | 10.8 | 11.9 | 9.8 | 9.0 | 9.8 | 0.4 | 1.3 | -1.6 | 1.8 |
| 10.8 | 10.6 | 10.0 | 10.9 | 12.3 | 10.2 | 7.4 | 7.6 | 9.4 | 5.2 | 5.6 | 2.8 | 3.3 | 2.6 | 2.1 |
| 11.0 | 11.3 | 11.8 | 10.8 | 11.1 | 9.5 | 9.0 | 9.7 | 9.1 | 7.7 | 8.1 | 4.9 | 4.6 | 4.3 | 4.3 |

**TEMPERATURA DEL AIRE** — Lufttemperatur — **OCTUBRE 1912** — **Promedio diario** Tägl. Mitt. $\left(\frac{7a+2p+9p}{3}\right)$

| | | | | | | | | | | | | | | |
|---|---|---|---|---|---|---|---|---|---|---|---|---|---|---|
| 11.0 | 12.4 | 11.2 | 8.8 | 10.0 | 7.8 | 6.7 | 7.6 | 7.8 | 6.9 | 6.0 | 4.0 | 3.8 | 4.2 | |
| 13.2 | 13.8 | 14.2 | 13.0 | 11.5 | 9.2 | 9.2 | 8.9 | 9.0 | 8.2 | 8.7 | 6.2 | 4.8 | 5.7 | |
| 14.2 | 16.6 | 17.3 | 16.6 | 12.5 | 14.5 | 8.8 | 9.7 | 9.4 | 11.8 | 9.7 | 6.8 | 6.0 | 7.4 | |
| | 13.4 | 15.5 | 16.5 | 11.3 | 13.6 | 14.8 | 12.9 | 12.2 | 10.4 | 11.3 | 7.6 | 9.0 | 7.4 | |
| 12.8 | 13.8 | 13.8 | 13.6 | 11.9 | 10.2 | 10.5 | 10.8 | 10.9 | 9.5 | 8.9 | 5.8 | 5.7 | 7.5 | |
| 13.1 | 13.0 | 14.4 | 12.3 | 12.3 | 10.4 | 13.5 | 14.0 | 10.6 | 9.2 | 10.0 | 7.7 | 7.4 | 7.9 | |
| 11.3 | 11.8 | 12.0 | 14.1 | 11.7 | 11.9 | 11.7 | 12.4 | 11.0 | 10.0 | 10.4 | 6.2 | 8.7 | 6.7 | |
| 11.8 | 12.0 | 13.0 | 14.3 | 12.7 | 11.8 | 12.2 | 13.1 | 11.0 | 9.6 | 10.6 | 7.4 | 4.8 | 4.8 | |
| 13.5 | 15.1 | 14.8 | 15.0 | 13.2 | 13.2 | 12.3 | 11.0 | 11.0 | 10.4 | 10.2 | 7.9 | 5.4 | 5.2 | |
| | 12.6 | 12.4 | 11.6 | 12.4 | 11.0 | 11.0 | 11.6 | 10.2 | 9.2 | 10.0 | 8.8 | 5.6 | 5.0 | 6.3 |
| | 12.3 | 10.6 | 10.8 | 11.5 | 10.1 | 8.5 | 10.4 | 9.8 | 8.9 | 8.9 | 6.6 | 5.3 | 4.9 | 4.8 |
| | 11.5 | 11.4 | 10.8 | 11.2 | 9.9 | 10.0 | 11.1 | 9.7 | 8.3 | 8.6 | 6.0 | 6.8 | 7.6 | 4.0 |
| 12.2 | 13.8 | 15.2 | 13.5 | 12.2 | 11.7 | 12.3 | 13.0 | 10.6 | 9.4 | 10.0 | 7.2 | 6.7 | 7.0 | 5.6 |
| 13.3 | 14.2 | 14.4 | 14.3 | 12.9 | 12.0 | 11.1 | 11.4 | 9.5 | 8.3 | 10.1 | 6.9 | 7.0 | 7.1 | 6.6 |
| 13.4 | 14.0 | 15.9 | 14.1 | 11.3 | 10.6 | 11.4 | 11.9 | 9.9 | 8.4 | 9.4 | 7.0 | 7.6 | 8.7 | 8.1 |
| 12.4 | 14.0 | 15.0 | 13.8 | 12.5 | 11.3 | 10.5 | 11.0 | 11.2 | 10.0 | 10.4 | 5.4 | 8.3 | 8.8 | 7.8 |
| 12.5 | 13.6 | 11.4 | 9.9 | 11.7 | 10.8 | 10.2 | 10.2 | 10.2 | 8.9 | 9.5 | 6.1 | 7.0 | 6.7 | 5.9 |
| | 12.1 | 9.7 | 10.2 | 12.4 | 10.7 | 10.6 | 11.8 | 10.6 | 9.2 | 10.1 | 6.2 | 7.0 | 7.1 | 6.4 |
| 12.4 | 13.9 | 14.6 | 12.0 | 13.2 | 11.2 | 11.2 | 11.4 | 10.7 | 9.4 | 10.4 | 7.4 | 10.2 | 10.3 | 8.9 |
| 11.8 | 14.4 | 16.0 | 13.6 | 12.2 | 14.0 | 11.5 | 12.5 | 10.4 | 9.8 | 10.1 | 7.2 | 8.6 | 9.2 | 7.9 |
| 13.1 | 16.0 | 19.6 | 15.8 | 12.4 | 14.4 | 12.2 | 14.5 | 12.0 | 10.2 | 11.7 | 7.2 | 9.2 | 11.0 | 8.1 |
| 12.4 | 14.8 | 15.0 | 14.0 | 12.7 | 12.8 | 10.8 | 13.1 | 10.4 | 8.6 | 8.7 | 6.2 | 7.2 | 5.3 | 4.8 |
| 11.8 | 13.8 | 14.1 | 11.5 | 11.9 | 11.9 | 10.8 | 12.0 | 10.0 | 9.5 | 9.9 | 6.3 | 7.6 | 8.8 | 7.0 |
| 11.7 | 14.3 | 15.4 | 12.4 | 12.1 | 13.2 | 11.0 | 12.8 | 10.8 | 9.0 | 10.0 | 6.8 | 8.4 | 8.8 | 8.4 |
| 11.8 | 13.6 | 16.8 | 12.0 | 12.7 | 14.6 | 12.5 | 12.2 | 11.6 | 8.9 | 11.0 | 7.7 | 8.9 | 10.6 | 9.2 |
| 11.8 | 13.0 | 12.0 | 12.4 | 12.3 | 11.3 | 12.7 | 13.1 | 11.0 | 9.3 | 10.8 | 7.9 | 12.4 | 10.9 | 10.9 |
| | 10.6 | 13.0 | 10.4 | 12.5 | 11.5 | 12.0 | 13.0 | 10.2 | 9.0 | 9.9 | 5.4 | 10.0 | 8.4 | 5.8 |
| 10.2 | 9.8 | 7.6 | 9.2 | 10.8 | 8.0 | 7.8 | 8.7 | 7.8 | 8.7 | 7.8 | 5.7 | 7.2 | 5.9 | 5.3 |
| 10.5 | 10.4 | 10.0 | 8.6 | 11.2 | 7.9 | 7.5 | 8.0 | 8.6 | 7.6 | 8.0 | 5.7 | 6.6 | 7.0 | 7.2 |
| 10.5 | 11.0 | 6.8 | 8.5 | 11.8 | 8.0 | 8.8 | 9.6 | 10.3 | 8.6 | 8.9 | 6.9 | 8.7 | 8.4 | 7.7 |
| 11.0 | 11.4 | 10.2 | 9.2 | 10.7 | 8.0 | 9.4 | 10.2 | 10.1 | 9.4 | 9.2 | 6.7 | 7.9 | 9.0 | 7.1 |
| 12.1 | 13.1 | 13.3 | 12.4 | 12.0 | 11.2 | 10.8 | 11.4 | 10.3 | 9.2 | 9.7 | 6.7 | 7.4 | 7.5 | 7.0 |

## TEMPERATURA DEL AIRE
Lufttemperatur

## NOVIEMBRE 1912

Promedio diario (7a+2p+) / 3
Tägl. Mitt.

| Dia Tag | Arica | Iquique | Antofagasta | Caldera | Pascua | Copiapó | Coquimbo | Ovalle | Los Andes | Valparaiso | Santiago | El Teniente | San Fernando | Talca |
|---|---|---|---|---|---|---|---|---|---|---|---|---|---|---|
| 1 | 18.4 | 17.4 | 19.9 | 15.0 | 18.8 | 13.9 | 13.9 | 13.8 | 12.0 | 13.0 | 11.4 | 3.8 | 12.0 | 14.0 |
| 2 | 18.4 | 16.6 | 19.7 | 15.1 | 18.5 | 14.0 | 14.9 | 12.7 | 10.8 | 13.2 | 11.4 | 1.3 | 12.6 | 15.1 |
| 3 | 17.2 | 16.5 | 20.1 | 14.7 | 19.8 | 16.2 | 15.4 | 14.0 | 14.5 | 14.4 | 14.0 | 3.4 | 14.2 | 13.5 |
| 4 | 18.2 | 17.2 | 20.1 | 15.8 | 19.4 | 15.0 | 14.4 | 13.4 | 11.9 | 13.3 | 11.6 | 0.4 | 8.8 | 12.0 |
| 5 | 17.9 | 17.2 | 20.2 | 13.9 | 20.1 | 17.2 | 15.1 | 14.6 | 14.2 | 14.0 | 12.9 | 5.1 | 12.2 | 13.9 |
| 6 | 17.3 | 17.3 | 20.3 | 14.3 | 19.1 | 17.7 | 15.2 | 15.9 | 17.4 | 15.4 | 15.3 | 7.2 | 15.1 | 15.5 |
| 7 | 16.7 | 16.9 | 20.3 | 15.6 | 18.2 | 16.8 | 14.4 | 15.7 | 19.4 | 20.3 | 16.8 | 13.8 | 15.3 | 17.3 |
| 8 | 17.8 | 17.5 | 20.2 | 16.6 | 17.8 | 17.3 | 14.8 | 14.6 | 20.7 | 14.1 | 17.9 | 15.9 | 16.8 | 18.8 |
| 9 | 18.4 | 17.4 | 20.3 | 17.3 | 18.0 | 18.2 | 15.0 | 15.8 | 20.5 | 14.4 | 17.3 | 13.6 | 17.1 | 18.9 |
| 10 | 18.5 | 18.2 | 20.2 | 17.1 | 18.4 | 16.9 | 14.9 | 16.4 | 22.2 | 14.0 | 20.5 | 14.6 | 17.5 | 20.0 |
| 11 | 18.4 | 19.5 | 20.3 | 16.9 | 18.5 | 16.4 | 15.2 | 14.0 | 20.4 | 14.5 | 17.3 | 11.5 | 17.6 | 19.8 |
| 12 | 18.9 | 19.8 | 20.3 | 17.2 | 18.4 | 16.4 | 14.7 | 16.0 | 20.3 | 15.4 | 17.3 | 11.2 | 15.2 | 18.1 |
| 13 | 18.5 | 19.2 | 20.2 | 17.5 | 17.4 | 17.0 | 14.9 | 15.9 | 17.0 | 14.2 | 16.6 | 10.4 | 15.4 | 17.1 |
| 14 | 19.0 | 18.6 | 20.4 | 17.3 | 19.5 | 17.2 | 16.0 | 15.5 | 11.7 | 15.3 | 11.9 | 5.2 | 13.0 | 16.6 |
| 15 | 18.2 | 18.4 | 20.5 | 17.5 | 18.6 | 18.5 | 15.7 | 19.4 | 17.7 | 15.6 | 16.9 | 10.8 | 16.6 | 17.8 |
| 16 | 19.2 | 18.9 | 20.4 | 17.1 | 19.1 | 17.0 | 15.8 | 16.7 | 16.0 | 14.7 | 12.0 | 10.7 | 12.0 | 14.2 |
| 17 | 19.2 | 19.1 | 20.5 | 17.1 | 19.6 | 16.6 | 15.3 | 15.9 | 13.6 | 14.9 | 13.6 | 5.8 | 13.2 | 13.9 |
| 18 | 18.9 | 19.2 | 20.5 | 17.6 | 19.7 | 17.3 | 16.6 | 16.6 | 16.5 | 16.6 | 15.5 | 4.6 | 15.1 | 15.6 |
| 19 | 19.1 | 19.0 | 20.7 | 17.1 | 19.1 | 17.8 | 16.1 | 16.2 | 18.0 | 17.4 | 16.7 | 8.0 | 15.2 | 16.9 |
| 20 | 18.9 | 18.9 | 20.6 | 17.2 | 16.6 | 17.9 | 16.2 | 17.1 | 20.2 | 19.4 | 17.1 | 11.0 | 14.8 | 15.6 |
| 21 | 19.6 | 18.9 | 20.7 | 16.6 | 18.7 | 18.3 | 16.0 | 19.3 | 22.0 | 18.6 | 18.4 | 11.5 | 16.4 | 18.4 |
| 22 | 19.5 | 20.0 | 20.7 | 17.3 | 19.0 | 18.0 | 16.8 | 16.6 | 21.0 | 19.0 | 19.7 | 11.3 | 18.1 | 18.8 |
| 23 | 19.6 | 20.7 | 20.7 | 17.8 | 18.4 | 17.6 | 15.7 | 16.4 | 20.2 | 17.8 | 18.9 | 10.2 | 14.5 | 17.1 |
| 24 | 20.2 | 20.6 | 20.7 | 17.0 | 19.0 | 17.6 | 15.7 | 16.4 | 22.4 | 18.4 | 20.4 | 14.9 | 18.2 | 19.6 |
| 25 | 19.8 | 20.0 | 20.6 | 17.8 | 18.7 | 18.3 | 15.7 | 15.8 | 20.7 | 14.8 | 19.2 | 11.0 | 18.6 | 19.4 |
| 26 | 21.1 | 20.6 | 20.5 | 17.6 | 20.6 | 18.1 | 15.5 | 15.5 | 18.9 | 16.1 | 17.4 | 10.9 | 16.0 | 17.4 |
| 27 | 20.3 | 20.7 | 20.9 | 16.7 | 21.2 | 18.5 | 15.8 | 15.4 | 17.3 | 16.2 | 16.0 | 7.1 | 15.2 | 16.6 |
| 28 | 20.6 | 20.1 | 20.7 | 17.4 | 21.6 | 18.0 | 15.9 | 16.6 | 18.4 | 16.0 | 17.9 | 7.8 | 14.8 | 17.2 |
| 29 | 20.9 | 19.9 | 20.8 | 17.4 | 20.7 | 17.8 | 15.0 | 16.4 | 22.8 | 16.6 | 19.6 | 15.2 | 18.7 | 20.9 |
| 30 | 20.9 | 19.8 | 20.7 | 18.1 | 19.9 | 18.3 | 15.4 | 15.7 | 22.1 | 15.3 | 19.8 | 16.3 | 18.5 | 22.6 |
| Pro. Mit. | 18.9 | 18.8 | 20.4 | 16.7 | 19.1 | 17.2 | 15.4 | 15.8 | 18.0 | 15.7 | 16.4 | 9.6 | 15.3 | 17.1 |

## TEMPERATURA DEL AIRE
Lufttemperatur

## DICIEMBRE 1912

Promedio diario (7a+2p+) / 3
Tägl. Mitt.

| | | | | | | | | | | | | | | |
|---|---|---|---|---|---|---|---|---|---|---|---|---|---|---|
| 1 | 20.2 | 19.9 | 22.1 | 17.3 | 19.6 | 17.3 | 15.7 | 15.6 | 22.0 | 15.0 | 18.4 | 19.1 | 19.0 | 20.6 |
| 2 | 20.2 | 20.4 | 22.3 | 17.6 | 19.8 | 18.2 | 16.2 | 16.4 | 21.2 | 14.8 | 18.7 | 16.8 | 19.5 | 21.6 |
| 3 | 20.8 | 20.9 | 22.3 | 18.2 | 19.0 | 18.6 | 16.2 | 16.4 | 22.1 | 14.4 | 18.8 | 16.2 | 18.0 | 20.5 |
| 4 | 20.6 | 20.4 | 22.4 | 18.4 | 19.5 | 18.0 | 16.6 | 14.8 | 19.0 | 15.4 | 14.4 | 12.9 | 16.2 | 17.4 |
| 5 | 20.4 | 20.6 | 22.2 | 17.4 | 20.2 | 17.4 | 16.4 | 15.9 | 17.0 | 16.8 | 16.2 | 10.3 | 16.8 | 19.4 |
| 6 | 20.0 | 20.2 | 22.4 | 17.2 | 20.5 | 18.4 | 15.8 | 17.9 | 21.3 | 17.4 | 19.4 | 14.4 | 19.6 | 20.4 |
| 7 | 20.5 | 20.1 | 22.5 | 16.5 | 20.8 | 17.4 | 15.8 | 16.2 | 19.6 | 15.4 | 18.2 | 10.8 | 18.4 | 19.2 |
| 8 | 21.4 | 19.9 | 22.4 | 17.5 | 20.9 | 17.6 | 16.1 | 14.8 | 19.3 | 15.7 | 17.8 | 11.2 | 17.6 | 18.9 |
| 9 | 19.6 | 20.1 | 22.3 | 18.0 | 21.5 | 18.2 | 15.7 | 15.6 | 18.6 | 15.6 | 17.1 | 11.2 | 16.3 | 17.2 |
| 10 | 20.1 | 18.8 | 22.8 | 17.1 | 20.6 | 18.4 | 16.1 | 14.8 | 19.5 | 16.8 | 17.2 | 11.1 | 16.7 | 17.8 |
| 11 | 20.4 | 19.6 | 22.7 | 17.3 | 21.0 | 18.7 | 16.4 | 15.9 | 20.1 | 16.1 | 17.8 | 10.1 | 16.1 | 17.8 |
| 12 | 20.4 | 19.8 | 22.8 | 17.8 | 20.4 | 18.6 | 16.0 | 15.8 | 21.0 | 16.9 | 19.5 | 13.1 | 19.2 | 20.4 |
| 13 | 20.6 | 20.4 | 22.7 | 17.0 | 21.6 | 17.2 | 16.1 | 16.2 | 20.5 | 16.4 | 20.2 | 13.3 | 18.6 | 19.6 |
| 14 | 19.8 | 20.1 | 22.8 | 16.8 | 22.8 | 17.7 | 16.0 | 16.6 | 20.7 | 16.4 | 19.2 | 13.2 | 18.7 | 19.9 |
| 15 | 20.3 | 21.0 | 22.6 | 17.5 | 22.2 | | 16.4 | 17.0 | 21.0 | 18.4 | 19.9 | 13.4 | 20.2 | 22.9 |
| 16 | 20.6 | 19.8 | 22.8 | 17.8 | 21.4 | | 16.4 | 21.0 | 24.0 | 17.5 | 23.0 | 16.4 | 21.7 | 25.4 |
| 17 | 20.6 | 20.0 | 22.7 | 18.8 | 21.5 | 19.1 | 17.4 | 17.2 | 22.6 | 16.6 | 21.2 | 17.0 | 21.3 | 23.1 |
| 18 | 20.4 | 20.6 | 22.9 | 20.4 | 20.6 | 20.0 | 17.6 | 18.2 | 22.6 | 17.4 | 19.7 | 15.3 | 20.4 | 23.8 |
| 19 | 19.6 | 20.8 | 22.9 | 20.0 | 19.8 | | 17.8 | 15.5 | 23.6 | 16.4 | 22.2 | 16.9 | 21.8 | 22.7 |
| 20 | 20.5 | 19.9 | 22.8 | 20.2 | 20.0 | 20.3 | 17.2 | 14.3 | 24.5 | 16.6 | 21.1 | 18.1 | 19.6 | 23.9 |
| 21 | 20.6 | 20.6 | 22.7 | 21.0 | 19.7 | 21.2 | 17.8 | 16.6 | 23.4 | 16.8 | 20.1 | 17.1 | 21.2 | 23.9 |
| 22 | 19.6 | 20.9 | 22.8 | 21.5 | 20.3 | 21.7 | 18.4 | 16.7 | 23.2 | 16.9 | 19.7 | 15.6 | 20.6 | 22.3 |
| 23 | 21.1 | 21.4 | 22.7 | 20.5 | 20.9 | 20.9 | 18.3 | 18.1 | 21.5 | 17.0 | 19.2 | 12.5 | 20.6 | 21.6 |
| 24 | 20.6 | 21.6 | 22.5 | 20.4 | 21.1 | 21.0 | 18.1 | 15.6 | 22.8 | 19.6 | 21.4 | 15.2 | 19.3 | 20.8 |
| 25 | 20.6 | 21.2 | 22.8 | 20.2 | 20.9 | 21.2 | 17.1 | 16.8 | 23.4 | 17.8 | 21.3 | 16.0 | 19.4 | 20.8 |
| 26 | 21.0 | 20.6 | 22.8 | 21.4 | 21.8 | 21.6 | 17.2 | 17.7 | 23.4 | 17.0 | 20.4 | 15.3 | 19.6 | 22.4 |
| 27 | 21.1 | 20.8 | 22.8 | 22.0 | 21.2 | 21.6 | 17.4 | 19.4 | 21.6 | 16.4 | 20.2 | 15.5 | 20.2 | 22.4 |
| 28 | 19.8 | 21.4 | 22.7 | 21.8 | 21.8 | 21.8 | 18.2 | 18.7 | 17.1 | 17.4 | 17.4 | 11.9 | 16.9 | 18.7 |
| 29 | 20.2 | 21.8 | 22.7 | 21.0 | 20.8 | 21.0 | 18.3 | 17.6 | 18.8 | 19.2 | 18.5 | 8.9 | 17.2 | 19.4 |
| 30 | 19.8 | 21.4 | 22.9 | 20.6 | 21.0 | | 17.8 | 19.2 | 21.9 | 19.8 | 20.7 | 14.8 | 19.2 | 22.2 |
| 31 | 20.7 | 21.2 | 22.8 | 21.2 | 20.5 | 20.7 | 18.4 | 20.0 | 23.2 | 17.6 | 21.6 | 14.6 | 22.3 | 23.4 |
| Pro. Mit. | 20.4 | 20.5 | 22.6 | 19.0 | 20.8 | 19.4 | 17.0 | 16.9 | 21.3 | 16.8 | 19.4 | 14.2 | 19.1 | 21.0 |

## MPERATURA DEL AIRE
Lufttemperatur

## NOVIEMBRE 1912

**Promedio diario** $\left(\frac{7a+2p+9p}{3}\right)$
Tägl. Mitt,

| Punta Tumbes | Concepción | Angol | Contulmo | Mocha W | Valdivia | Los Riscos | Puerto Montt | Punta Corona | Huafo | Melinka | Evangelistas | Dungenes | Punta Arenas | San Isidro |
|---|---|---|---|---|---|---|---|---|---|---|---|---|---|---|
| 12.2 | 12.0 | 12.2 | 11.0 | 12.9 | 10.3 | 11.8 | 11.5 | 10.5 | 10.1 | 10.4 | 6.4 | 8.4 | 8.6 | 6.9 |
| 12.8 | 13.2 | 12.5 | 13.2 | 13.2 | 11.8 | 11.0 | 12.0 | 10.2 | 8.8 | 9.5 | 3.5 | 6.9 | 6.3 | 7.6 |
| 10.8 | 12.0 | 10.5 | 9.8 | 11.6 | 9.4 | 7.7 | 8.8 | 8.0 | 7.3 | 7.7 | 4.9 | 5.8 | 5.7 | 6.2 |
| 10.5 | 11.7 | 9.6 | 8.2 | 10.4 | 8.3 | 6.8 | 7.3 | 8.8 | 7.8 | 8.5 | 5.7 | 6.8 | 7.1 | 5.8 |
| 11.8 | 12.5 | 11.8 | 11.2 | 12.9 | 10.5 | 10.1 | 10.2 | 10.0 | 8.6 | 8.4 | 5.2 | 6.6 | 7.1 | 5.0 |
| 11.3 | 12.9 | 10.7 | 9.9 | 12.2 | 9.4 | 7.8 | 9.6 | 9.2 | 7.6 | 7.6 | 5.2 | 6.1 | 5.0 | 3.9 |
| 12.6 | 15.4 | 13.8 | 14.2 | 11.6 | 10.8 | 10.2 | 11.2 | 9.9 | 8.9 | 9.3 | 6.9 | 7.8 | 8.6 | 7.1 |
| 12.6 | 17.0 | 20.1 | 16.4 | 12.9 | 16.2 | 12.6 | 11.8 | 11.5 | 10.4 | 10.5 | 8.2 | 10.2 | 10.7 | 9.8 |
| 11.3 | 13.9 | 16.2 | 13.3 | 13.3 | 12.7 | 12.0 | 12.3 | 10.2 | 9.0 | 9.0 | 3.0 | 6.8 | 4.4 | 3.8 |
| 13.0 | 15.1 | 16.2 | 15.2 | 12.8 | 13.9 | 11.6 | 12.2 | 9.6 | 8.8 | 8.5 | 6.8 | 7.7 | 5.4 | 3.4 |
| 11.9 | 15.1 | 14.6 | 12.0 | 12.2 | 11.0 | 10.9 | 12.0 | 9.8 | 9.0 | 9.8 | 5.4 | 8.4 | 6.3 | 5.5 |
| 11.2 | 13.8 | 13.2 | 11.7 | 12.6 | 11.2 | 11.3 | 12.0 | 10.0 | 9.4 | 9.8 | 3.1 | 5.4 | 4.4 | 3.2 |
| 11.0 | 12.7 | 14.0 | 11.4 | 12.9 | 11.0 | 9.5 | 11.0 | 9.0 | 7.0 | 8.2 | 2.8 | 4.0 | 2.1 | 2.5 |
| 11.3 | 13.7 | 13.9 | 11.4 | 12.9 | 10.9 | 9.6 | 10.4 | 9.0 | 7.5 | 7.7 | 2.9 | 3.4 | 3.7 | 2.0 |
| 12.2 | 13.7 | 14.7 | 12.6 | 12.6 | 11.2 | 11.3 | 12.8 | 11.1 | 6.6 | 7.0 | 4.4 | 5.3 | 4.2 | 4.3 |
| 11.9 | 13.2 | 12.8 | 12.7 | 12.0 | 11.6 | 11.7 | 12.0 | 11.6 | 8.9 | 9.5 | 5.0 | 6.0 | 6.4 | 5.5 |
| 11.8 | 13.6 | 12.4 | 14.4 | 14.2 | 13.0 | 13.0 | 13.6 | 12.1 | 11.4 | 11.4 | 6.0 | 8.6 | 5.4 | 7.2 |
| 14.0 | 14.1 | 13.7 | 13.4 | 14.0 | 13.4 | 11.8 | 13.3 | 12.3 | 11.2 | 12.2 | 5.2 | 7.9 | 7.7 | 6.2 |
| 12.4 | 13.8 | 14.0 | 10.5 | 12.6 | 12.3 | 10.4 | 11.0 | 9.9 | 8.6 | 10.3 | 5.7 | 7.0 | 7.7 | 5.8 |
| 12.1 | 14.2 | 14.2 | 12.4 | 12.6 | 11.2 | 10.4 | 11.7 | 10.2 | 8.6 | 11.0 | 6.4 | 7.8 | 7.8 | 7.5 |
| 13.0 | 15.7 | 15.8 | 13.4 | 12.5 | 12.8 | 13.2 | 11.8 | 10.3 | 9.4 | 9.2 | 7.3 | 7.4 | 11.2 | 9.9 |
| 12.9 | 14.6 | 14.9 | 12.4 | 14.0 | 11.6 | 10.9 | 12.2 | 11.0 | 9.2 | 9.6 | 5.4 | 7.2 | 5.3 | 4.2 |
| 12.9 | 14.8 | 13.4 | 11.9 | 14.3 | 12.1 | 10.6 | 11.4 | 10.8 | 9.0 | 9.9 | 4.8 | 5.8 | 5.8 | 3.6 |
| 13.2 | 15.8 | 18.0 | 13.8 | 14.6 | 13.5 | 12.8 | 14.2 | 11.3 | 10.2 | 11.2 | 5.4 | 8.0 | 4.8 | 3.2 |
| 13.4 | 15.7 | 16.7 | 14.5 | 14.1 | 13.2 | 12.2 | 13.4 | 11.8 | 10.0 | 12.1 | 3.3 | 7.0 | 5.2 | 5.0 |
| 13.7 | 15.0 | 15.8 | 15.3 | 14.7 | 12.4 | 10.9 | 11.7 | 10.2 | 7.7 | 7.7 | 4.2 | 5.7 | 4.3 | 3.0 |
| 12.8 | 14.4 | 13.7 | 11.0 | 12.2 | 10.1 | 9.1 | 9.9 | 8.2 | 7.4 | 7.4 | 3.7 | 6.3 | 4.6 | 2.9 |
| 11.8 | 13.6 | 13.0 | 12.0 | 12.4 | 10.8 | 7.1 | 11.3 | 11.5 | 8.2 | 8.8 | 5.6 | 7.7 | 6.2 | 4.8 |
| 13.4 | 17.7 | 19.0 | 14.7 | 13.1 | 14.8 | 12.1 | 11.8 | 11.3 | 10.2 | 10.6 | 7.3 | 8.8 | 8.4 | 8.2 |
| 13.8 | 18.4 | 24.6 | 17.2 | 14.5 | 19.4 | 14.4 | 14.1 | 13.6 | 11.1 | 12.7 | 8.1 | 9.5 | 11.6 | 8.0 |
| 12.3 | 14.3 | 14.5 | 12.7 | 12.9 | 12.0 | 10.8 | 11.6 | 10.4 | 8.9 | 9.5 | 5.3 | 7.0 | 6.4 | 5.4 |

## MPERATURA DEL AIRE
Lufttemperatur

## DICIEMBRE 1912

**Promedio diario** $\left(\frac{7a+2p+9p}{3}\right)$
Tägl. Mitt.

| | | | | | | | | | | | | | | |
|---|---|---|---|---|---|---|---|---|---|---|---|---|---|---|
| 12.5 | 14.4 | 20.6 | 15.4 | 13.3 | 17.7 | 16.2 | 14.4 | 12.5 | 11.3 | 12.8 | 7.2 | 10.0 | 12.0 | 8.8 |
| 12.7 | 15.2 | 20.6 | 15.8 | 13.5 | 15.3 | 14.6 | 15.1 | 13.1 | 11.7 | 12.6 | 8.6 | 8.8 | 9.3 | 8.5 |
| 12.6 | 15.8 | 19.6 | 13.6 | 13.2 | 13.2 | 15.2 | 15.3 | 13.4 | 11.8 | 14.6 | 8.7 | 9.0 | 10.5 | 11.3 |
| 13.6 | 16.0 | 17.8 | 15.4 | 14.0 | 14.5 | 14.3 | 15.4 | 12.1 | 11.2 | 11.4 | 7.5 | 8.8 | 11.0 | 9.1 |
| 13.1 | 16.5 | 15.9 | 13.5 | 15.0 | 12.6 | 12.8 | 13.8 | 12.2 | 10.8 | 11.8 | 7.8 | 10.1 | 10.9 | 10.0 |
| 12.6 | 16.0 | 16.2 | 13.9 | 16.4 | 13.3 | 13.0 | 15.0 | 11.8 | 11.4 | 11.6 | 7.9 | 10.1 | 11.2 | 6.5 |
| 13.8 | 16.0 | 15.3 | 15.0 | 16.0 | 12.8 | 10.9 | 12.0 | 10.8 | 9.8 | 9.6 | 6.5 | 9.7 | 11.2 | 8.0 |
| 13.2 | 14.6 | 13.8 | 11.8 | 13.9 | 11.7 | 12.0 | 13.2 | 11.5 | 10.5 | 10.2 | 5.6 | 8.9 | 8.2 | 6.4 |
| 13.6 | 14.8 | 13.9 | 12.8 | 15.1 | 13.0 | 12.8 | 14.2 | 12.0 | 10.5 | 11.0 | 6.1 | 10.1 | 7.5 | 6.4 |
| 13.9 | 15.2 | 13.0 | 11.4 | 15.1 | 10.4 | 10.0 | 11.9 | 10.7 | 8.5 | 8.4 | 6.1 | 8.8 | 8.2 | 8.3 |
| 12.8 | 14.5 | 14.3 | 10.5 | 14.7 | 11.4 | 11.6 | 10.6 | 11.7 | 9.1 | 10.0 | 5.5 | 8.5 | 5.7 | 6.3 |
| 13.4 | 16.2 | 17.1 | 14.2 | 15.5 | 13.2 | 13.3 | 13.8 | 12.3 | 11.2 | 11.2 | 7.6 | 8.3 | 9.8 | 7.0 |
| 13.8 | 15.9 | 17.2 | 14.9 | 16.0 | 13.2 | 15.4 | 16.0 | 13.0 | 11.4 | 11.8 | 9.0 | 10.0 | 10.3 | 8.5 |
| 15.6 | 16.2 | 19.4 | 17.2 | 16.2 | 15.4 | 15.2 | 16.6 | 13.7 | 12.2 | 12.2 | 8.6 | 11.7 | 11.4 | 9.3 |
| 16.0 | 18.3 | 18.9 | 17.7 | 17.1 | 16.6 | 17.1 | 16.2 | 12.6 | 10.6 | 12.7 | 8.7 | 11.0 | 11.4 | 10.4 |
| 16.9 | 19.6 | 22.2 | 18.8 | 18.1 | 16.6 | 17.1 | 17.2 | 13.8 | 12.6 | 14.6 | 8.8 | 11.9 | 12.6 | 10.2 |
| 16.0 | 21.3 | 25.2 | 19.6 | 16.6 | 12.2 | 18.7 | 17.7 | 14.6 | 12.9 | 14.7 | 9.0 | 13.5 | 10.1 | 10.2 |
| 15.6 | 19.6 | 21.2 | 17.4 | 15.0 | 16.2 | 15.4 | 15.7 | 13.2 | 10.5 | 12.4 | 8.2 | 11.5 | 10.5 | 10.0 |
| 14.6 | 18.2 | 17.7 | 15.0 | 15.2 | 15.5 | 13.2 | 14.8 | 11.6 | 10.2 | 11.0 | 8.1 | 9.9 | 10.0 | 8.9 |
| 16.4 | 20.8 | 22.6 | 19.4 | 15.0 | 18.2 | 15.6 | 15.0 | 13.0 | 11.4 | 11.4 | 7.6 | 10.4 | 9.3 | 8.7 |
| 16.3 | 21.9 | 25.2 | 20.6 | 14.8 | 18.9 | 17.2 | 18.7 | 14.4 | 12.7 | 13.6 | 7.4 | 10.0 | 9.7 | 8.7 |
| 12.0 | 15.6 | 22.2 | 16.4 | 16.1 | 17.2 | 16.9 | 18.1 | 14.2 | 12.2 | 13.0 | 7.0 | 10.8 | 9.8 | 8.0 |
| 13.4 | 15.6 | 15.6 | 13.9 | 16.5 | 14.3 | 12.9 | 13.4 | 14.2 | 9.6 | 10.6 | 6.8 | 9.7 | 8.3 | 7.3 |
| 13.7 | 17.3 | 17.0 | 15.6 | 15.1 | 13.8 | 12.5 | 13.2 | 12.0 | 11.2 | 11.9 | 8.0 | 10.0 | 10.0 | 8.3 |
| 13.9 | 17.6 | 18.2 | 14.8 | 16.6 | 13.9 | 13.2 | 14.2 | 11.9 | 11.1 | 12.7 | 6.2 | 9.7 | 6.5 | 4.9 |
| 13.7 | 16.7 | 18.7 | 13.9 | 15.8 | 14.3 | 14.4 | 14.2 | 12.4 | 11.0 | 11.6 | 6.0 | 8.3 | 6.0 | 4.1 |
| 13.4 | 17.1 | 19.4 | 14.6 | 15.7 | 14.2 | 14.2 | 14.2 | 12.4 | 11.9 | 11.8 | 6.6 | 7.9 | 6.4 | 5.3 |
| 13.0 | 14.4 | 17.4 | 15.5 | 16.0 | 14.4 | 15.2 | 15.6 | 13.0 | 11.2 | 11.9 | 6.8 | 8.5 | 7.8 | 6.6 |
| 13.4 | 14.3 | 15.9 | 14.8 | 15.8 | 15.0 | 13.3 | 14.0 | 12.6 | 11.1 | 12.4 | 8.5 | 10.1 | 9.2 | 6.6 |
| 15.3 | 17.4 | 19.9 | 16.0 | 15.1 | 15.1 | 13.6 | 14.6 | 12.2 | 10.6 | 11.3 | 9.1 | 11.0 | 9.5 | 11.7 |
| 15.0 | 18.0 | 24.5 | 17.4 | 16.1 | 17.0 | 15.2 | 14.8 | 14.3 | 11.2 | 13.0 | 9.5 | 12.1 | 12.8 | 9.3 |
| 14.1 | 16.8 | 18.6 | 15.4 | 15.4 | 14.9 | 14.3 | 14.8 | 12.7 | 11.1 | 11.9 | 7.6 | 10.0 | 9.6 | 8.2 |

## TEMPERATURA DEL AIRE
Lufttemperatur

## ENERO 1912

Oscilación
Tägl. Schw

| Dia Tag | Arica | Iquique | Antofagasta | Caldera | Paseua | Copiapó | Coquimbo | Ovalle | Los Andes | Valparaiso | Santiago | El Teniente | San Fernando | Talca |
|---|---|---|---|---|---|---|---|---|---|---|---|---|---|---|
| 1 | 6.8 | 9.6 | 13.1 | 5.2 | 7.1 | | 3.8 | | 19.1 | 10.9 | 18.5 | 12.5 | 16.5 | 19.5 |
| 2 | 7.8 | 11.2 | 13.1 | 4.8 | 7.9 | | 3.6 | | 19.7 | 8.9 | 19.1 | 16.9 | 16.0 | 19 0 |
| 3 | 8.0 | 10.0 | 13.1 | 3.9 | 6.1 | | 4.8 | | 17.5 | 7.3 | 15.2 | 13.8 | 13.5 | 16.0 |
| 4 | 7.7 | 10.0 | 13.2 | 4.4 | 7.6 | | 4.8 | | 20.8 | 11.5 | 10.0 | 15.3 | 13.2 | 18.5 |
| 5 | 8.0 | 9.2 | 12.9 | 5.5 | 7.4 | | 6.8 | | 19.5 | 12.7 | 20.3 | 18.6 | 14.9 | 17.0 |
| 6 | 9.0 | 13.8 | 13.0 | 5.4 | 6.4 | | 5.3 | | 22.8 | 11.9 | 23.0 | 15.5 | 19.4 | 22.0 |
| 7 | 6.8 | 10.2 | 13.2 | 3.6 | 9.7 | | 4.7 | | 19.4 | 7.8 | 19.1 | 15.9 | 17.3 | 17.5 |
| 8 | 6.1 | 9.6 | 13.2 | 4.5 | 7.2 | | 4.7 | | 18.5 | 9.2 | 17.9 | 16.6 | 13.0 | 18.5 |
| 9 | 5.8 | 10.0 | 13.1 | 3.7 | 7.7 | | 4.6 | | 19.5 | 8.5 | 20.0 | 16.3 | 18.5 | 20.0 |
| 10 | 5.0 | 8.4 | 12.9 | 4.7 | 7.8 | | 3.6 | | 19.0 | 7.5 | 17.3 | 14.4 | 15.1 | 17.5 |
| 11 | 5.2 | 9.0 | 12.8 | 5.2 | 8.8 | | 4.6 | | 16.8 | 6.7 | 14.5 | 13.5 | 8.8 | 3.5 |
| 12 | 7.8 | 10.0 | 13.0 | 5.0 | 7.1 | | 5.9 | | 21.0 | 9.5 | 21.6 | 15.7 | 14.7 | 16.0 |
| 13 | 8.8 | 8.6 | 12.9 | 3.8 | 7.4 | | 5.8 | | 21.0 | 6.0 | 21.5 | 21.7 | 16.8 | 21.5 |
| 14 | 6.0 | 8.6 | 12.9 | 4.5 | 7.5 | | 2.6 | | 17.5 | 4.9 | 17.2 | 13.0 | 16.4 | 17.5 |
| 15 | 5.0 | 10.8 | 13.0 | 4.8 | 7.4 | | 4.6 | | 17.6 | 6.5 | 14.0 | 14.3 | 9.4 | 12.5 |
| 16 | 6.2 | 10.6 | 12.7 | 5.8 | 5.5 | | 6.0 | | 17.8 | 5.6 | 15.7 | 14.3 | 14.0 | 17.0 |
| 17 | 7.2 | 10.8 | 12.2 | 5.5 | 7.0 | | 5.0 | | 19.3 | 7.2 | 17.5 | 13.9 | 15.0 | 19.5 |
| 18 | 7.0 | 10.4 | 12.3 | 4.0 | 8.9 | | 4.0 | | 18.0 | 7.3 | 18.5 | 14.8 | 15.6 | 19.0 |
| 19 | 7.0 | 10.0 | 12.3 | 3.9 | 6.6 | | 5.0 | | 18.4 | 11.2 | 18.6 | 14.7 | 14.0 | 19.5 |
| 20 | 7.7 | 10.4 | 12.1 | 6.0 | 7.9 | | 6.6 | | 18.8 | 8.8 | 18.8 | 15.4 | 13.2 | 16.0 |
| 21 | 6.6 | 13.0 | 12.0 | 4.5 | 9.0 | | 4.3 | | 21.0 | 12.0 | 20.7 | 17.8 | 15.8 | 20.0 |
| 22 | 6.0 | 7.4 | 11.9 | 5.6 | 10.0 | | 4.4 | | 19.5 | 10.7 | 20.0 | 15.1 | 15.5 | 21.0 |
| 23 | 5.7 | 8.8 | 11.9 | 3.7 | 9.9 | | 4.4 | | 20.2 | 7.0 | 20.5 | 15.8 | 15.4 | 21.0 |
| 24 | 5.8 | 10.0 | 12.2 | 5.4 | 8.0 | | 4.2 | | 19.1 | 6.0 | 18.5 | 15.8 | 16.9 | 21.0 |
| 25 | 5.2 | 7.4 | 12.2 | 5.3 | 7.9 | | 6.2 | | 18.8 | 9.8 | 18.4 | 14.0 | 14.2 | 18.5 |
| 26 | 6.2 | 10.4 | 12.0 | 5.5 | 8.5 | | 3.7 | 13.8 | 19.3 | 9.8 | 18.5 | 13.6 | 17.0 | 20.5 |
| 27 | 6.0 | 10.2 | 11.9 | 3.0 | 7.6 | | 4.9 | 15.0 | 19.7 | 10.9 | 20.3 | 13.5 | 19.6 | 23.5 |
| 28 | 5.1 | 10.2 | 12.1 | 4.4 | 5.2 | | 3.6 | 13.2 | 18.5 | 7.0 | 16.6 | 13.6 | 18.4 | 22.5 |
| 29 | 9.0 | 9.6 | 12.1 | 4.3 | 9.5 | | 4.5 | 13.0 | 20.0 | 6.6 | 15.9 | 15.3 | 16.0 | 19.0 |
| 30 | 8.0 | 9.4 | 12.2 | 6.0 | 6.5 | | 5.2 | 11.0 | 20.1 | 6.5 | 16.3 | 16.9 | 14.6 | 20.5 |
| 31 | 7.1 | 10.0 | 12.0 | 5.1 | 7.1 | | 5.2 | 7.4 | 18.0 | 7.4 | 18.0 | 13.0 | 16.2 | 18.0 |
| Pro. Mit. | 6.8 | 9.9 | 12.6 | 4.7 | 7.7 | | 4.8 | | 19.3 | 8.5 | 18.5 | 15.2 | 15.3 | 18.6 |

## TEMPERATURA DEL AIRE
Lufttemperatur

## FEBRERO 1912

Oscilación
Tägl. Schwa

| | | | | | | | | | | | | | | |
|---|---|---|---|---|---|---|---|---|---|---|---|---|---|---|
| 1 | 7.6 | 8.1 | 12.1 | 4.4 | 6.9 | | 4.6 | 15.5 | 20.2 | 13.4 | 19.7 | 15.6 | 15.3 | 20.0 |
| 2 | 6.4 | 12.6 | 12.2 | 4.5 | 9.2 | | 4.1 | 17.5 | 18.3 | 12.2 | 20.4 | 14.1 | 15.4 | 18.5 |
| 3 | 6.2 | 9.0 | 12.1 | 4.7 | 8.8 | | 4.0 | 15.3 | 19.6 | 14.7 | 21.0 | 16.5 | 15.1 | 17.0 |
| 4 | 7.2 | 8.8 | 12.2 | 4.8 | 8.7 | | 4.2 | 14.0 | 18.5 | 7.9 | 20.7 | 14.1 | 17.8 | 20.5 |
| 5 | 7.4 | 9.8 | 12.4 | 5.2 | 7.5 | | 4.6 | 15.7 | 15.4 | 19.5 | 18.1 | 13.1 | 11.8 | 9.0 |
| 6 | 6.4 | 9.8 | 12.2 | 3.7 | 6.8 | | 4.2 | 13.5 | 18.0 | 6.2 | 16.2 | 15.9 | 19.0 | 18.0 |
| 7 | 9.6 | 10.8 | 12.2 | 4.4 | 8.4 | | 5.6 | 14.0 | 19.8 | 15.6 | 22.3 | 18.8 | 15.6 | 14.0 |
| 8 | 7.8 | 9.6 | 12.4 | 5.9 | 8.2 | | 4.6 | 19.2 | 19.2 | 11.3 | 14.8 | 14.6 | 10.6 | 16.0 |
| 9 | 6.2 | 9.8 | 12.4 | 3.5 | 9.4 | | 4.1 | 15.0 | 16.6 | 9.1 | 15.9 | 14.2 | 15.8 | 18.5 |
| 10 | 5.9 | 9.2 | 11.7 | 5.6 | 9.2 | | 3.9 | 13.0 | 17.9 | 9.5 | 18.5 | 16.7 | 17.1 | 19.5 |
| 11 | 6.0 | 9.2 | 11.9 | 4.6 | 8.2 | | 3.8 | 16.4 | 17.7 | 7.0 | 20.2 | 14.1 | 18.1 | 19.0 |
| 12 | 6.0 | 11.0 | 12.0 | 3.4 | 6.4 | | 3.0 | 12.5 | 14.8 | 6.0 | 13.4 | 12.5 | 11.5 | 9.5 |
| 13 | 6.2 | 9.4 | 12.0 | 4.6 | 8.8 | | 4.5 | 13.9 | 17.1 | 7.0 | 17.4 | 13.8 | 13.6 | 16.0 |
| 14 | 7.0 | 8.2 | 12.1 | 4.0 | 8.8 | | 5.1 | 14.9 | 18.5 | 10.9 | 18.9 | 16.1 | 15.5 | 20.0 |
| 15 | 6.4 | 8.6 | 12.2 | 3.0 | 11.3 | | 4.1 | 13.8 | 19.3 | 11.0 | 19.4 | 14.1 | 14.4 | 20.5 |
| 16 | 6.9 | 7.6 | 11.9 | 2.7 | 8.5 | | 4.8 | 13.9 | 19.5 | 6.2 | 21.5 | 16.1 | 14.7 | 15.5 |
| 17 | 8.8 | 9.4 | 12.2 | 5.8 | 8.1 | | 3.6 | 12.0 | 18.8 | 5.8 | 19.1 | 14.5 | 13.0 | 20.0 |
| 18 | 8.2 | 10.4 | 11.6 | 5.8 | 6.4 | | 4.6 | 12.5 | 18.2 | 8.8 | 17.4 | 14.8 | 13.6 | 16.0 |
| 19 | 7.2 | 9.2 | 11.7 | 4.0 | 9.7 | | 5.2 | 13.7 | 18.9 | 12.8 | 20.1 | 15.6 | 15.3 | 21.0 |
| 20 | 7.1 | 8.4 | 11.6 | 5.4 | 9.1 | | 4.4 | 16.7 | 21.5 | 14.1 | 24.3 | 16.2 | 16.2 | 25.0 |
| 21 | 7.2 | 13.2 | 11.7 | 5.2 | 8.4 | | 4.7 | 14.1 | 18.6 | 8.5 | 18.8 | 14.6 | 16.7 | 20.0 |
| 22 | 8.0 | 11.6 | 11.7 | 4.6 | 10.8 | | 4.8 | 10.8 | 17.8 | 7.6 | 17.9 | 14.1 | 18.7 | 21.0 |
| 23 | 8.1 | 10.6 | 11.6 | 5.0 | 9.2 | | 4.9 | 12.5 | 18.2 | 7.6 | 20.3 | 13.3 | 17.7 | 20.0 |
| 24 | 6.7 | 9.8 | 11.5 | 4.0 | 7.7 | | 4.2 | 13.2 | 17.0 | 5.5 | 18.9 | 13.9 | 17.8 | 20.0 |
| 25 | 6.2 | 9.8 | 11.4 | 2.8 | 10.2 | | 3.0 | 12.4 | 20.2 | 6.1 | 19.9 | 14.4 | 17.0 | 22.5 |
| 26 | 5.2 | 10.2 | 11.5 | 4.0 | 6.9 | | 3.4 | 10.3 | 17.5 | 7.8 | 18.3 | 14.3 | 17.3 | 20.5 |
| 27 | 6.2 | 10.2 | 11.5 | 3.4 | 10.6 | | 5.6 | 12.2 | 16.7 | 9.0 | 16.2 | 11.7 | 15.8 | 18.0 |
| 28 | 6.8 | 11.6 | 11.4 | 4.8 | 9.7 | | 5.0 | 14.0 | 16.6 | 9.4 | 18.0 | 17.2 | 11.6 | 16.5 |
| 29 | 7.1 | 13.0 | 11.5 | 4.6 | 7.4 | | 4.9 | 15.0 | 21.2 | 12.5 | 23.1 | 18.0 | 16.2 | 22.0 |
| Pro. Mit. | 7.0 | 10.0 | 11.8 | 4.4 | 8.9 | | 4.4 | 14.0 | 18.3 | 9.4 | 19.0 | 14.9 | 15.4 | 18.4 |

## PERATURA DEL AIRE
Lufttemperatur

## ENERO 1912

## Oscilación diaria
Tägl. Schwankeng

| Punta Tumbes | Concepción | Angol | Contulmo | Mocha W | Valdivia | Puerto Varas | Puerto Montt | Punta Corona | Huafo | Melinka | Evangelistas | Dungenes | Punta Arenas | San Isidro |
|---|---|---|---|---|---|---|---|---|---|---|---|---|---|---|
| 7.0 | 11.0 | 16.1 | 16.2 | 7.8 | 7.8 | 5.0 | 6.0 | 2.1 | 2.6 | | 8.8 | 4.2 | 5.7 | |
| 4.8 | 12.4 | 15.5 | 16.0 | 6.8 | 8.4 | 10.5 | 11.4 | 3.3 | 4.8 | | 7.8 | 8.8 | 5.1 | |
| 6.4 | 12.4 | 15.6 | 16.6 | 4.8 | 9.1 | 7.5 | 10.1 | 5.0 | 4.0 | | 6.4 | 5.8 | 5.5 | |
| 5.8 | 12.0 | 15.1 | 14.8 | 5.0 | 7.4 | 6.0 | 6.2 | 4.3 | 4.6 | | 7.4 | 6.0 | 6.2 | |
| 8.2 | 12.0 | 16.3 | 16.2 | 6.8 | 12.2 | 12.5 | 13.7 | 6.0 | 6.6 | | 9.2 | 6.8 | 9.1 | |
| 8.6 | 15.3 | 16.5 | 19.8 | 4.2 | 15.2 | 13.5 | 13.6 | 6.0 | 5.2 | | 9.6 | 8.4 | 9.3 | |
| 5.2 | 13.0 | 16.3 | 17.5 | 3.4 | 11.1 | 7.5 | 7.2 | 6.5 | 4.4 | | 9.2 | 8.4 | 11.4 | |
| 7.8 | 17.6 | 15.3 | 21.2 | 5.4 | 13.2 | 9.5 | 7.2 | 8.0 | 5.6 | | 8.2 | 7.8 | 12.9 | |
| 7.0 | 18.9 | 17.2 | 23.2 | 4.6 | 13.0 | 6.5 | 7.7 | 8.0 | 3.6 | | 8.4 | 6.2 | 8.0 | |
| 8.2 | 11.8 | 14.1 | 19.6 | 4.8 | 13.7 | 11.0 | 8.4 | 8.4 | 3.6 | | 8.6 | 7.8 | 10.2 | |
| 5.6 | 8.8 | 15.0 | 15.8 | 4.9 | 10.3 | 9.5 | 8.1 | 9.0 | 2.8 | | 9.0 | 8.0 | 7.2 | |
| 8.6 | 13.8 | 16.5 | 17.2 | 7.5 | 7.7 | 7.0 | 8.8 | 4.8 | 6.2 | | 9.2 | 8.0 | 7.3 | |
| 7.4 | 17.2 | 17.0 | 23.8 | 3.6 | 17.2 | 16.5 | 11.1 | 7.4 | 3.0 | | 8.0 | 13.2 | 9.4 | |
| 8.0 | 11.2 | 14.5 | 15.3 | 5.8 | 14.2 | 11.0 | 13.4 | 7.4 | 3.4 | | 7.4 | 8.0 | 12.0 | |
| 4.4 | 7.0 | 19.0 | 12.6 | 5.0 | 11.3 | 12.5 | 10.1 | 7.3 | 1.8 | | 9.8 | 16.0 | 7.4 | |
| 5.2 | 12.2 | 18.5 | 15.2 | 5.5 | 9.6 | 5.0 | 7.1 | 5.2 | 5.4 | | 9.4 | 9.8 | 11.7 | |
| 5.0 | 8.3 | 14.0 | 13.0 | 5.2 | 8.8 | 10.5 | 12.9 | 5.4 | 5.2 | | 10.6 | 10.0 | 9.4 | |
| 7.0 | 14.0 | 17.6 | 19.2 | 7.3 | 13.7 | 13.5 | 15.6 | 6.4 | 3.4 | | 9.8 | 13.2 | 7.5 | |
| 5.6 | 6.3 | 15.3 | 9.4 | 5.9 | 4.7 | 7.0 | 9.2 | 4.2 | 4.8 | | 10.6 | 12.2 | 7.6 | |
| 6.8 | 11.0 | 16.5 | 12.5 | 6.3 | 9.2 | 9.5 | 9.8 | 5.2 | 5.4 | | 10.0 | 9.2 | 7.2 | |
| 5.2 | 13.2 | 17.8 | 18.4 | 8.2 | 14.0 | 10.5 | 10.2 | 6.2 | 8.2 | | 9.8 | 5.6 | 8.7 | |
| 6.6 | 14.4 | 15.8 | 19.2 | 7.7 | 15.0 | 7.0 | 9.1 | 2.2 | 5.2 | | 9.6 | 9.4 | 6.4 | |
| 6.2 | 15.4 | 16.5 | 14.2 | 9.9 | 15.1 | 10.0 | 10.6 | 3.7 | 3.6 | | 11.2 | 6.0 | 9.2 | |
| 6.6 | 12.6 | 19.5 | 14.6 | 8.6 | 13.2 | 9.0 | 8.6 | 3.8 | 5.0 | | 11.2 | 9.6 | 10.4 | |
| 5.8 | 11.8 | 11.8 | 12.2 | 5.2 | 12.5 | 9.5 | 9.7 | 5.0 | 4.2 | | 9.6 | 9.4 | 9.2 | |
| 6.9 | 17.4 | 17.9 | 22.6 | 4.2 | 16.5 | 8.0 | 7.0 | 8.8 | 4.0 | | 9.8 | 8.6 | 7.8 | |
| 6.0 | 16.0 | 18.7 | 19.0 | 4.2 | 16.0 | 9.5 | 10.6 | 9.4 | 5.6 | | 9.2 | 11.6 | 11.2 | |
| 6.2 | 15.6 | 21.3 | 19.7 | 6.6 | 11.2 | 11.0 | 12.6 | 8.4 | 3.6 | | 10.2 | 10.2 | 14.3 | |
| 7.6 | 12.0 | 19.0 | 16.2 | 6.0 | 5.0 | 6.0 | 6.2 | 9.2 | 5.4 | | 10.2 | 6.4 | 10.7 | |
| 6.6 | 11.7 | 18.5 | 15.6 | 6.9 | 13.0 | 9.0 | 10.9 | 9.2 | 6.8 | | 8.8 | 6.4 | 10.5 | |
| 6.6 | 11.0 | 18.4 | 14.8 | 6.0 | 12.3 | 13.5 | 11.6 | 8.6 | 3.0 | | 11.4 | 12.0 | 10.8 | |
| 6.5 | 12.8 | 16.7 | 16.9 | 5.9 | 11.7 | 9.5 | 9.8 | 6.3 | 4.6 | | 9.3 | 8.8 | 9.0 | |

## IPERATURA DEL AIRE
Lufttemperatur

## FEBRERO 1912

## Oscilación diaria
Tägl. Schwankeng

| | | | | | | | | | | | | | | |
|---|---|---|---|---|---|---|---|---|---|---|---|---|---|---|
| 4.6 | 10.2 | 20.5 | 16.2 | 5.2 | 6.8 | 5.2 | 7.6 | 4.2 | 3.4 | | 12.0 | 10.2 | 8.1 | |
| 7.8 | 12.0 | 12.5 | 13.2 | 6.0 | 5.7 | 6.0 | 7.0 | 5.2 | 3.4 | | 13.2 | 8.6 | 8.7 | |
| 9.0 | 10.6 | 15.9 | 17.8 | 4.4 | 13.1 | 8.6 | 10.7 | 5.3 | 4.0 | | 12.0 | 6.4 | 8.8 | |
| 6.9 | 11.8 | 16.1 | 15.5 | 6.8 | 9.8 | 4.5 | 7.2 | 5.9 | 3.8 | | 12.0 | 6.4 | 5.0 | |
| 5.7 | 8.4 | 14.3 | 10.6 | 6.8 | 8.2 | 7.7 | 5.6 | 6.9 | 2.6 | | 11.6 | 5.4 | 7.4 | |
| 8.2 | 11.6 | 15.7 | 11.2 | 4.1 | 4.6 | 4.7 | 6.2 | 6.0 | 3.8 | | 12.4 | 4.4 | 9.5 | |
| 5.3 | 9.0 | 14.5 | 10.4 | 7.1 | 8.8 | 10.2 | 10.4 | 4.2 | 3.4 | | 11.2 | 5.4 | 7.3 | |
| 7.6 | 10.6 | 16.9 | 5.2 | 4.0 | 4.8 | 6.2 | 6.0 | 5.8 | 2.8 | | 9.8 | 6.0 | 8.0 | |
| 4.6 | 6.0 | 9.9 | 10.6 | 5.3 | 7.5 | 7.3 | 7.6 | 4.0 | 3.6 | | 11.0 | 5.6 | 6.6 | |
| 8.3 | 18.3 | 17.7 | 20.1 | 3.0 | 18.5 | 11.7 | 11.3 | 8.0 | 5.8 | | 11.0 | 3.8 | 10.7 | |
| 9.5 | 16.2 | 19.3 | 18.6 | 4.3 | 14.7 | 11.1 | 14.2 | 5.1 | 4.0 | | 9.2 | 8.8 | 8.2 | |
| 8.0 | 6.6 | 17.1 | 14.6 | 5.3 | 11.5 | 15.8 | 12.8 | 8.0 | 3.2 | | 10.6 | 12.4 | 9.6 | |
| 5.9 | 9.6 | 14.5 | 10.9 | 7.6 | 9.2 | 7.6 | 5.2 | 3.7 | 2.6 | | 11.8 | 10.8 | 9.4 | |
| 7.0 | 14.6 | 19.8 | 17.2 | 7.0 | 6.0 | 3.8 | 5.2 | 2.8 | 1.8 | | 11.2 | 6.6 | 13.0 | |
| 6.3 | 15.6 | 15.5 | 18.8 | 6.2 | 9.0 | 5.4 | 8.0 | 5.0 | 5.0 | | 12.2 | 6.6 | 8.4 | |
| 5.4 | 13.8 | 13.9 | 18.8 | 3.1 | 13.7 | 10.6 | 13.8 | 4.2 | 4.0 | | 11.4 | 5.8 | 7.9 | |
| 6.8 | 12.6 | 17.0 | 18.6 | 5.9 | 7.4 | 7.0 | 8.0 | 4.0 | 5.4 | | 14.4 | 5.2 | 9.0 | |
| 6.8 | 11.4 | 15.0 | 14.6 | 4.4 | 9.7 | 5.9 | 6.1 | 4.4 | 3.6 | | 13.8 | 7.0 | 8.5 | |
| 9.8 | 17.6 | 16.9 | 17.4 | 5.6 | 15.9 | 12.2 | 11.5 | 6.0 | 4.4 | | 9.2 | 6.0 | 5.8 | |
| 9.8 | 20.9 | 19.7 | 20.4 | 5.0 | 15.9 | 8.8 | 8.2 | 6.9 | 3.0 | | 11.0 | 11.4 | 11.5 | |
| 10.4 | 16.2 | 14.3 | 18.6 | 4.2 | 13.0 | 11.2 | 9.3 | 9.7 | 3.2 | | 12.0 | 7.6 | 8.1 | |
| 11.4 | 17.0 | 19.1 | 17.6 | 4.0 | 11.9 | 5.6 | 5.9 | 8.0 | 3.8 | | 11.4 | 6.8 | 10.5 | |
| 11.0 | 15.2 | 18.3 | 19.9 | 3.6 | 17.5 | 14.3 | 10.2 | 8.0 | 6.4 | | 10.2 | 5.4 | 7.2 | |
| 5.2 | 8.8 | 18.0 | 19.0 | 4.1 | 15.0 | 11.6 | 13.8 | 6.6 | 1.2 | | 12.4 | 9.2 | 8.3 | |
| 8.4 | 12.0 | 20.0 | 15.0 | 5.5 | 4.5 | 3.8 | 5.6 | 7.0 | 5.0 | | 10.8 | 10.8 | 7.0 | |
| 6.2 | 13.5 | 18.0 | 14.6 | 3.8 | 4.4 | 5.0 | 8.6 | 4.9 | 4.8 | | 9.2 | 5.8 | 7.0 | |
| 7.3 | 10.6 | 16.0 | 16.2 | 3.6 | 9.9 | 9.3 | 8.2 | 5.8 | 3.4 | | 9.6 | 7.6 | 6.9 | |
| 6.0 | 11.0 | 14.6 | 16.6 | 4.0 | 10.6 | 6.2 | 6.0 | 8.0 | 3.8 | | 9.6 | 6.0 | 10.5 | |
| 8.2 | 20.5 | 13.3 | 17.0 | 4.7 | 12.4 | 10.0 | 7.8 | 8.3 | 2.8 | | 10.0 | 6.0 | 7.0 | |
| 7.5 | 12.8 | 16.4 | 15.7 | 5.0 | 10.3 | 8.2 | 8.5 | 5.9 | 3.7 | | 11.2 | 7.2 | 8.4 | |

**TEMPERATURA DEL AIRE**
Lufttemperatur

**MARZO 1912**

**Oscilación d**
Tägl. Schwan

| Dia<br>Tag | Arica | Iquique | Antofagasta | Caldera | Pascua | Copiapó | Coquimbo | Ovalle | Los Andes | Valparaíso | Santiago | El Teniente | San Fernando | Talca |
|---|---|---|---|---|---|---|---|---|---|---|---|---|---|---|
| 1 | 6.8 | 11.4 | 11.2 | 3.7 | 10.2 | | 4.9 | 15.5 | 21.0 | 8.0 | 21.4 | 11.0 | 18.0 | 20.5 |
| 2 | 6.7 | 10.6 | 11.2 | 5.6 | 6.6 | | 5.9 | 15.6 | 16.2 | 4.2 | 16.9 | 11.1 | 14.3 | 14.5 |
| 3 | 7.6 | 11.6 | 11.3 | 7.0 | 7.1 | | 6.5 | 15.5 | 17.9 | 6.5 | 18.2 | 15.8 | 14.5 | 16.5 |
| 4 | 6.2 | 10.6 | 11.4 | 4.9 | 6.1 | | 5.6 | 16.4 | 18.8 | 7.8 | 17.8 | 13.7 | 14.9 | 19.5 |
| 5 | 6.4 | 12.4 | 11.3 | 5.0 | 5.0 | | 4.7 | 15.5 | 20.7 | 3.6 | 16.6 | 15.4 | 15.3 | 20.0 |
| 6 | 9.2 | 11.4 | 11.2 | 3.8 | 5.0 | | 3.7 | 10.2 | 19.1 | 4.8 | 15.2 | 12.7 | 15.1 | 20.0 |
| 7 | 6.0 | 8.6 | 11.2 | 4.2 | 6.2 | | 3.1 | 9.8 | 16.8 | 5.5 | 14.5 | 14.4 | 10.3 | 14.0 |
| 8 | 6.2 | 9.4 | 11.2 | 3.2 | 8.8 | | 3.9 | 9.9 | 18.0 | 5.2 | 18.2 | 15.8 | 17.1 | 19.0 |
| 9 | 6.1 | 17.2 | 11.3 | 4.4 | 7.8 | | 5.2 | 11.5 | 16.0 | 5.1 | 15.3 | 16.3 | 11.7 | 17.1 |
| 10 | 6.7 | 11.4 | 11.1 | 5.4 | 8.2 | | 4.0 | 14.1 | 15.2 | 5.7 | 14.5 | 11.7 | 11.9 | 11.5 |
| 11 | 7.1 | 11.2 | 11.2 | 5.2 | 8.0 | | 4.5 | 13.9 | 12.2 | 4.6 | 11.3 | 15.4 | 7.6 | 10.0 |
| 12 | 7.1 | 11.4 | 11.0 | 4.8 | 5.6 | | 5.5 | 15.6 | 18.3 | 8.9 | 16.3 | 13.5 | 13.2 | 15.5 |
| 13 | 5.7 | 9.4 | 11.1 | 5.7 | 5.2 | | 6.0 | 15.9 | 16.8 | 8.5 | 16.3 | 11.7 | 15.3 | 12.0 |
| 14 | 9.0 | 9.8 | 11.0 | 4.4 | 5.8 | | 5.6 | 15.0 | 16.9 | 8.5 | 16.8 | 17.8 | 10.2 | 15.5 |
| 15 | 4.2 | 6.8 | 10.8 | 3.9 | 7.9 | | 3.6 | 14.9 | 19.4 | 4.6 | 20.2 | 15.8 | 15.0 | 19.5 |
| 16 | 6.4 | 6.6 | 10.6 | 4.2 | 7.4 | | 3.0 | 15.7 | 19.8 | 5.2 | 19.0 | 14.8 | 17.0 | 19.5 |
| 17 | 6.1 | 8.2 | 10.6 | 2.9 | 9.2 | | 2.6 | 11.5 | 18.6 | 3.4 | 17.3 | 12.9 | 16.7 | 21.5 |
| 18 | 6.0 | 9.0 | 10.8 | 3.3 | 7.0 | | 2.0 | 7.3 | 18.6 | 5.3 | 18.1 | 13.8 | 17.5 | 16.5 |
| 19 | 6.0 | 10.2 | 10.9 | 5.0 | 8.3 | | 2.2 | 4.7 | 15.4 | 4.5 | 13.6 | 13.6 | 13.4 | 17.0 |
| 20 | 7.0 | 9.0 | 10.7 | 3.0 | 4.9 | | 2.7 | 6.1 | 15.4 | 3.3 | 8.6 | 13.7 | 7.4 | 9.0 |
| 21 | 11.0 | 11.4 | 10.5 | 3.5 | 5.0 | | 3.1 | 7.8 | 16.9 | 6.0 | 11.0 | 13.8 | 9.6 | 16.0 |
| 22 | 6.8 | 9.0 | 10.5 | 3.8 | 4.9 | | 4.0 | 13.1 | 18.0 | 7.3 | 18.3 | 15.1 | 18.8 | 20.0 |
| 23 | 5.4 | 8.0 | 10.7 | 3.8 | 6.3 | | 4.2 | 8.8 | 18.4 | 8.1 | 15.4 | 17.0 | 15.4 | 15.0 |
| 24 | 9.7 | 9.4 | 10.5 | 4.6 | 6.4 | | 3.3 | 13.3 | 20.0 | 8.1 | 18.1 | 16.0 | 13.7 | 16.0 |
| 25 | 5.4 | 9.4 | 10.7 | 4.8 | 6.4 | | 3.3 | 12.0 | 14.2 | 8.1 | 14.1 | 17.1 | 14.8 | 17.0 |
| 26 | 8.6 | 10.0 | 10.6 | 4.9 | 4.3 | | 6.3 | 16.3 | 20.8 | 12.4 | 21.4 | 21.8 | 13.1 | 15.0 |
| 27 | 6.1 | 10.0 | 10.3 | 3.8 | 5.7 | | 6.5 | 17.9 | 18.6 | 10.2 | 18.6 | 15.1 | 15.5 | 16.0 |
| 28 | 6.2 | 10.2 | 10.2 | 2.7 | 6.4 | | 6.5 | 16.6 | 17.1 | 10.7 | 15.1 | 12.3 | 14.6 | 18.5 |
| 29 | 7.0 | 10.2 | 10.1 | 2.8 | 5.1 | | 8.0 | 15.3 | 17.6 | 10.6 | 18.6 | 13.6 | 11.0 | 16.0 |
| 30 | 5.9 | 6.8 | 10.1 | 1.8 | 5.3 | | 6.1 | 19.7 | 20.6 | 9.8 | 20.4 | 13.2 | 14.5 | 19.5 |
| 31 | 8.9 | 8.0 | 10.1 | 3.1 | 2.5 | | 6.8 | 18.0 | 20.0 | 10.5 | 20.1 | 13.9 | 14.7 | 20.5 |
| Pro.<br>Mit. | 6.9 | 9.6 | 10.8 | 4.2 | 6.4 | | 4.6 | 13.6 | 17.8 | 6.9 | 16.7 | 14.5 | 13.9 | 16.8 |

**TEMPERATURA DEL AIRE**
Lufttemperatur

**ABRIL 1912**

**Oscilación d**
Tägl. Schwank

| | | | | | | | | | | | | | | |
|---|---|---|---|---|---|---|---|---|---|---|---|---|---|---|
| 1 | 6.2 | 8.0 | 10.9 | 4.0 | 5.8 | | 4.2 | 15.4 | 21.4 | 8.4 | 23.2 | 15.3 | 16.5 | 20.5 |
| 2 | 8.4 | 10.4 | 11.0 | 4.9 | 4.3 | | 5.0 | 11.3 | 4.8 | 4.2 | 6.6 | 16.2 | 9.0 | 13.0 |
| 3 | 6.0 | 9.2 | 11.1 | 5.0 | 5.3 | | 6.0 | 15.7 | 20.7 | 8.9 | 17.7 | 16.8 | 15.3 | 18.5 |
| 4 | 10.9 | 8.2 | 11.7 | 4.0 | 6.2 | | 4.7 | 17.0 | 19.7 | 9.8 | 19.2 | 15.2 | 13.4 | 14.0 |
| 5 | 6.0 | 10.2 | 12.4 | 3.2 | 4.2 | | 3.6 | 18.3 | 20.2 | 7.0 | 20.7 | 14.4 | 19.6 | 20.5 |
| 6 | 7.0 | 10.2 | 11.5 | 4.0 | 5.0 | | 6.0 | 7.6 | 17.9 | 3.8 | 15.1 | 13.6 | 14.5 | 16.5 |
| 7 | 6.2 | 10.6 | 11.5 | 2.1 | 6.9 | | 3.7 | 10.1 | 7.2 | 4.7 | 5.4 | 12.1 | 7.0 | 8.5 |
| 8 | 7.1 | 9.2 | 12.1 | 3.0 | 6.6 | | 6.0 | 13.9 | 20.0 | 8.3 | 12.8 | 12.0 | 8.2 | 12.5 |
| 9 | 6.8 | 6.4 | 11.9 | 2.8 | 7.3 | | 6.0 | 14.9 | 20.0 | 7.7 | 20.6 | 13.5 | 20.0 | 22.5 |
| 10 | 7.1 | 8.0 | 12.4 | 5.1 | 5.6 | | 6.4 | 8.4 | 16.5 | 4.5 | 17.1 | 10.3 | 16.7 | 20.0 |
| 11 | 10.1 | 8.6 | 11.9 | 4.0 | 7.9 | | 5.2 | 11.1 | 20.5 | 5.2 | 19.9 | 14.5 | 19.2 | 20.0 |
| 12 | 6.9 | 7.8 | 12.4 | 4.3 | 5.7 | | 6.4 | 14.9 | 16.7 | 6.0 | 16.7 | 12.5 | 16.8 | 14.0 |
| 13 | 6.7 | 9.4 | 12.1 | 4.9 | 6.7 | | 5.6 | 15.3 | 23.5 | 7.2 | 23.9 | 14.0 | 19.8 | 21.5 |
| 14 | 6.7 | 9.8 | 11.6 | 2.0 | 8.2 | | 4.7 | 15.6 | 17.5 | 3.2 | 16.3 | 11.6 | 10.8 | 12.5 |
| 15 | 8.1 | 7.8 | 12.0 | 5.6 | 4.7 | | 4.1 | 13.0 | 7.5 | 3.5 | 5.0 | 12.7 | 7.2 | 10.0 |
| 16 | 7.9 | 9.8 | 12.1 | 4.3 | 4.2 | | 5.0 | 14.5 | 6.2 | 5.7 | 9.0 | 13.8 | 10.6 | 14.5 |
| 17 | 8.0 | 8.0 | 12.2 | 6.1 | 2.2 | | 4.8 | 12.3 | 13.0 | 5.6 | 13.5 | 13.2 | 9.0 | 13.5 |
| 18 | 7.2 | 8.2 | 12.3 | 6.4 | 4.1 | | 5.4 | 16.2 | 17.0 | 6.0 | 17.1 | 16.2 | 13.0 | 18.0 |
| 19 | 10.2 | 7.2 | 12.0 | 3.6 | 6.4 | | 5.0 | 13.3 | 8.8 | 5.8 | 10.0 | 14.6 | 7.3 | 8.0 |
| 20 | 14.0 | 7.0 | 11.9 | 5.1 | 3.9 | | 6.9 | 13.7 | 10.5 | 8.4 | 10.0 | 13.0 | 9.8 | 5.5 |
| 21 | 10.1 | 9.6 | 12.0 | 3.6 | 7.0 | | 2.1 | 15.5 | 20.4 | 10.7 | 19.8 | 17.9 | 9.1 | 17.0 |
| 22 | 9.9 | 10.8 | 12.1 | 3.7 | 6.6 | | 6.2 | 10.0 | 16.3 | 3.9 | 18.6 | 14.2 | 14.5 | 19.0 |
| 23 | 8.9 | 10.4 | 12.3 | 4.4 | 4.9 | | 3.7 | 12.1 | 16.0 | 3.6 | 11.7 | 17.1 | 8.5 | 13.5 |
| 24 | 8.1 | 7.6 | 12.3 | 4.1 | 8.7 | | 7.2 | 10.3 | 7.5 | 3.3 | 4.5 | 13.3 | 6.1 | 6.0 |
| 25 | 7.2 | 8.4 | 12.3 | 4.4 | 10.2 | | 4.0 | 13.0 | 13.7 | 1.8 | 6.3 | 13.0 | 7.6 | 8.5 |
| 26 | 9.1 | 9.0 | 12.7 | 5.8 | 6.9 | | 9.6 | 12.2 | 7.1 | 1.7 | 2.5 | 14.6 | 4.0 | 9.0 |
| 27 | 5.3 | 8.6 | 12.4 | 3.2 | 6.0 | | 3.8 | 11.5 | 5.5 | 4.2 | 4.5 | 12.6 | 4.0 | 6.0 |
| 28 | 5.9 | 8.6 | 11.8 | 3.5 | 5.4 | | 6.4 | 12.7 | 7.2 | 5.6 | 6.6 | 11.4 | 8.7 | 8.5 |
| 29 | 10.9 | 10.2 | 12.6 | 3.5 | 5.0 | | 6.6 | 15.6 | 13.5 | 7.5 | 14.5 | 21.2 | 10.8 | 14.0 |
| 30 | 10.1 | 6.4 | 11.6 | 6.0 | 4.2 | | 6.4 | 15.6 | 18.5 | 10.6 | 19.0 | 16.1 | 11.3 | 15.0 |
| Pro.<br>Mit. | 8.1 | 8.8 | 12.0 | 4.3 | 5.9 | | 5.4 | 13.4 | 14.5 | 5.9 | 13.6 | 14.2 | 11.6 | 14.0 |

**IPERATURA DEL AIRE**
Lufttemperatur

**MARZO 1912**

**Oscilación diaria**
Tägl. Schwankeng

| Punta Tumbes | Concepción | Angol | Contulmo | Mocha W | Valdivia | Puerto Varas | Puerto Montt | Punta Corona | Huafo | Melinka | Evangelistas | Dungenes | Punta Arenas | San Isidro |
|---|---|---|---|---|---|---|---|---|---|---|---|---|---|---|
| 9.4 | 27.0 | 19.8 | 22.0 | 5.0 | 13.8 | 7.8 | 5.7 | 9.5 | 4.6 | | 9.8 | 6.4 | 7.5 | |
| 7.8 | 9.5 | 19.1 | 21.4 | 4.7 | 13.6 | 9.4 | 7.6 | 8.9 | 3.6 | | 8.2 | 9.0 | 7.8 | |
| 3.7 | 5.6 | 15.1 | 13.2 | 8.0 | 14.2 | 9.0 | 7.1 | 11.2 | 2.8 | | 9.4 | 7.2 | 7.9 | |
| 6.9 | 11.4 | 20.6 | 14.0 | 4.3 | 18.5 | 10.5 | 6.9 | 11.5 | 4.8 | | 8.5 | 3.2 | 7.8 | |
| 2.8 | 9.7 | 20.7 | 16.2 | 5.5 | 19.5 | 16.0 | 10.4 | 12.0 | 3.6 | | 9.6 | 9.2 | 7.0 | |
| 5.6 | 6.0 | 24.0 | 14.8 | 3.1 | 9.6 | 11.5 | 9.7 | 11.0 | 4.8 | | 13.6 | 5.8 | 7.6 | |
| 5.4 | 8.8 | 22.0 | 20.2 | 5.0 | 9.2 | 5.4 | 5.8 | 12.2 | 4.0 | | 14.8 | 5.8 | 7.1 | |
| 10.3 | 18.8 | 21.5 | 22.6 | 5.0 | 19.0 | 15.4 | 11.9 | 11.2 | 5.4 | | 9.5 | 6.0 | 7.6 | |
| 8.0 | 8.6 | 17.9 | 20.2 | 4.0 | 15.4 | 14.3 | 13.2 | 11.8 | 3.4 | | 10.4 | 7.0 | 7.1 | |
| 6.6 | 6.3 | 16.4 | 17.6 | 5.0 | 17.3 | 14.8 | 10.9 | 12.4 | 3.0 | | 13.8 | 4.8 | 7.8 | |
| 10.4 | 8.5 | 11.0 | 14.4 | 6.1 | 16.2 | 16.4 | 12.0 | 11.0 | 6.2 | | 9.9 | 5.2 | 8.2 | |
| 9.8 | 9.9 | 15.6 | 13.4 | 4.2 | 11.3 | 15.3 | 13.6 | 11.0 | 4.8 | | 10.2 | 6.8 | 8.1 | |
| 6.7 | 9.3 | 11.0 | 17.2 | 4.0 | 10.9 | 9.8 | 9.1 | 9.0 | 3.6 | | 9.5 | 6.6 | 5.6 | |
| 7.5 | 11.2 | 15.0 | 16.8 | 4.4 | 16.2 | 8.7 | 8.1 | 7.0 | 3.4 | | 9.4 | 7.0 | 8.2 | |
| 8.4 | 17.0 | 15.6 | 21.3 | 4.0 | 14.7 | 6.0 | 5.4 | 5.6 | 4.0 | | 8.8 | 8.8 | 8.4 | |
| 8.0 | 15.6 | 20.5 | 24.0 | 5.0 | 18.3 | 12.8 | 10.2 | 8.8 | 6.2 | | 9.5 | 7.6 | 9.7 | |
| 5.5 | 9.7 | 19.1 | 15.6 | 3.0 | 14.8 | 11.1 | 11.9 | 6.8 | 1.2 | | 8.7 | 8.0 | 12.4 | |
| 4.6 | 17.6 | 15.3 | 19.9 | 3.6 | 10.8 | 11.2 | 3.7 | 6.9 | 2.4 | | 8.4 | 7.8 | 7.7 | |
| 4.2 | 6.5 | 25.6 | 18.8 | 5.1 | 20.5 | 14.7 | 8.6 | 4.1 | 6.0 | | 7.6 | 6.6 | 7.5 | |
| 7.4 | 6.0 | 10.5 | 5.6 | 3.4 | 6.8 | 11.0 | 10.9 | 4.3 | 5.4 | | 8.6 | 4.8 | 10.0 | |
| 5.7 | 10.2 | 14.6 | 14.4 | 4.3 | 10.9 | 9.5 | 10.8 | 5.0 | 3.6 | | 11.8 | 7.8 | 8.0 | |
| 5.7 | 13.4 | 17.0 | 16.5 | 5.4 | 9.5 | 10.7 | 6.1 | 7.7 | 2.8 | | 13.3 | 5.8 | 9.2 | |
| 6.7 | 11.0 | 16.6 | 13.0 | 6.0 | 7.6 | 7.2 | 6.3 | 8.1 | 3.4 | | 10.8 | 5.2 | 8.7 | |
| 13.6 | 13.7 | 17.3 | 16.8 | 5.6 | 9.8 | 9.2 | 7.2 | 6.8 | 4.0 | | 14.9 | 5.0 | 8.7 | |
| 6.8 | 8.2 | 10.1 | 11.0 | 5.0 | 9.2 | 10.0 | 8.7 | 6.6 | 6.6 | | 13.9 | 6.6 | 7.0 | |
| 8.4 | 14.1 | 15.2 | 15.0 | 5.5 | 11.5 | 8.5 | 8.4 | 8.0 | 3.4 | | 13.4 | 9.2 | 11.8 | |
| 7.2 | 15.0 | 14.0 | 11.7 | 7.9 | 10.7 | 3.0 | 4.9 | 9.3 | 4.7 | | 16.7 | 7.6 | 5.8 | |
| 7.8 | 6.0 | 10.0 | 10.0 | 6.2 | 7.1 | 8.2 | 7.1 | 9.5 | 3.9 | | 14.1 | 7.8 | 4.8 | |
| 7.9 | 15.0 | 18.0 | 16.2 | 7.5 | 9.8 | 6.7 | 7.1 | 6.6 | 3.9 | | 11.2 | 4.0 | 7.4 | |
| 8.0 | 15.8 | 10.7 | 14.8 | 5.0 | 13.1 | 10.5 | 11.1 | 6.2 | 2.5 | | 9.1 | 7.8 | 10.1 | |
| 7.1 | 16.8 | 17.0 | 13.8 | 6.0 | 7.1 | 2.7 | 4.4 | 6.0 | 5.6 | | 16.2 | 11.4 | 11.5 | |
| 7.2 | 11.6 | 16.7 | 16.2 | 5.1 | 12.8 | 10.2 | 8.5 | 8.6 | 4.2 | | 11.0 | 6.8 | 8.2 | |

**IPERATURA DEL AIRE**
Lufttemperatur

**ABRIL 1912**

**Oscilación diaria**
Tägl. Schwankeng

| | | | | | | | | | | | | | | |
|---|---|---|---|---|---|---|---|---|---|---|---|---|---|---|
| 3.8 | 13.5 | 9.5 | | 4.7 | 11.8 | 9.4 | 12.0 | 7.1 | 2.8 | 6.5 | 12.6 | 12.2 | 8.0 | 2.4 |
| 4.6 | 10.0 | 11.5 | | 5.0 | 7.0 | 7.8 | 6.2 | 6.2 | 3.1 | 7.5 | 12.0 | 4.2 | 5.5 | 1.2 |
| 5.5 | 14.0 | 13.6 | | 4.2 | 12.6 | 9.1 | 7.6 | 7.0 | 3.1 | 6.0 | 10.9 | 6.2 | 2.4 | 3.8 |
| 6.8 | 17.8 | 12.5 | | 8.0 | 8.8 | 6.6 | 4.9 | 6.9 | 3.8 | 7.4 | 9.6 | 4.8 | 4.9 | 6.0 |
| 6.7 | 17.0 | 16.5 | | 6.0 | 9.0 | 7.7 | 3.8 | 9.6 | 3.6 | 7.6 | 9.9 | 5.6 | 5.8 | 3.4 |
| 6.7 | 10.6 | 22.0 | | 6.0 | 9.1 | 8.1 | 9.5 | 7.4 | 3.7 | 6.9 | | 5.0 | 7.2 | 3.8 |
| 5.7 | 14.5 | 10.7 | | 5.2 | 11.5 | 7.4 | 7.9 | 9.1 | 4.8 | 6.0 | 12.2 | 7.2 | 5.3 | 3.2 |
| 10.2 | 16.4 | 12.9 | | 8.3 | 14.2 | 9.2 | 7.3 | 8.0 | 4.1 | 5.5 | 9.2 | 7.8 | 11.0 | 7.8 |
| 10.4 | 18.5 | 17.5 | | 10.9 | 12.3 | 11.1 | 5.6 | 7.6 | 3.5 | 6.0 | 4.8 | 3.2 | 5.3 | 3.4 |
| 6.6 | 13.0 | 26.5 | | 6.0 | 17.5 | 8.4 | 9.9 | 9.0 | 3.5 | 7.0 | 10.1 | 8.6 | 7.4 | 6.6 |
| 5.0 | 8.0 | 21.9 | | 6.5 | 17.8 | 17.6 | 17.0 | 11.2 | 7.0 | 9.3 | 5.4 | 9.8 | 9.8 | 6.6 |
| 3.9 | 9.0 | 18.5 | | 5.0 | 3.5 | 12.0 | 8.3 | 9.4 | 3.3 | 6.3 | 5.1 | 10.4 | 12.5 | 3.6 |
| 4.4 | 11.4 | 18.0 | | 5.9 | 7.0 | 2.4 | 1.8 | 11.0 | 1.4 | 3.1 | 4.2 | 6.2 | 10.5 | 4.8 |
| 5.7 | 12.4 | 16.6 | | 10.5 | 7.6 | 5.3 | 6.9 | 12.4 | 10.4 | 8.5 | 5.2 | 3.4 | 8.5 | 2.0 |
| 5.8 | 8.1 | 13.0 | | 6.4 | 16.3 | 14.4 | 15.7 | 12.6 | 8.9 | 9.0 | 3.6 | 3.4 | 10.4 | 3.8 |
| 4.0 | 8.0 | 10.5 | | 3.6 | 6.2 | 12.3 | 12.8 | 11.2 | 6.2 | 8.0 | 5.6 | 5.2 | 9.3 | 2.8 |
| 5.9 | 5.8 | 5.0 | | 6.1 | 9.5 | 7.0 | 7.8 | 12.6 | 4.7 | 7.6 | 4.6 | 4.4 | 10.8 | 2.4 |
| 4.2 | 10.8 | 11.8 | | 5.0 | 6.3 | 5.5 | 9.0 | 8.6 | 6.7 | 5.9 | 4.7 | 2.4 | 11.0 | 2.8 |
| 3.0 | 2.2 | 9.5 | | 8.9 | 2.9 | 3.1 | 6.2 | 12.9 | 3.3 | 4.9 | 10.4 | 8.4 | 9.5 | 5.0 |
| 1.9 | 3.3 | 6.7 | | 1.0 | 3.3 | 4.3 | 5.5 | 12.0 | 6.1 | 4.0 | 4.0 | 3.4 | 4.3 | 2.6 |
| 5.0 | 10.5 | 12.5 | | 6.0 | 6.2 | 2.5 | 6.0 | 8.0 | 2.4 | 4.0 | 4.3 | 4.6 | 8.2 | 3.0 |
| 6.6 | 11.0 | 20.0 | | 5.0 | 10.2 | 7.8 | 10.0 | 8.8 | 2.9 | 5.6 | 8.0 | 2.0 | 7.4 | 5.8 |
| 2.6 | 4.5 | 8.5 | | 5.5 | 6.3 | 7.2 | 7.8 | 8.8 | 3.8 | 4.2 | 7.2 | 4.6 | 2.3 | 1.8 |
| 2.6 | 3.3 | 5.5 | | 5.4 | 6.4 | 5.1 | 7.5 | 9.3 | 6.3 | 6.5 | 4.0 | 5.2 | 5.0 | 3.8 |
| 1.0 | 2.2 | 4.8 | | 4.6 | 2.0 | 3.1 | 5.4 | 9.0 | 3.6 | 4.0 | 5.4 | 1.4 | 5.1 | 1.8 |
| 3.6 | 4.0 | 6.2 | | 8.6 | 4.9 | 3.3 | 4.4 | 8.6 | 2.1 | 4.8 | 5.4 | 4.0 | 1.4 | 1.0 |
| 4.5 | 6.0 | 7.7 | | 4.7 | 6.5 | 2.3 | 4.6 | 10.0 | 4.4 | 5.0 | 5.0 | 4.8 | 4.9 | 2.2 |
| 5.9 | 13.5 | 9.5 | | 5.7 | 5.7 | 5.1 | 7.2 | 10.3 | 2.0 | 5.3 | 5.8 | 3.8 | 2.8 | 2.2 |
| 5.9 | 11.3 | 11.9 | | 6.9 | 9.4 | 4.7 | 5.6 | 9.1 | 4.7 | 5.4 | 7.6 | 7.8 | 4.8 | 5.0 |
| 7.2 | 12.6 | 16.0 | | 5.5 | 3.8 | 3.8 | 3.4 | 9.1 | 2.9 | 5.9 | 7.6 | 7.8 | 4.9 | 4.0 |
| 5.1 | 10.1 | 12.9 | | 6.1 | 8.5 | 7.1 | 7.6 | 9.4 | 4.3 | 6.2 | 7.1 | 5.6 | 6.9 | 3.7 |

**TEMPERATURA DEL AIRE** — Lufttemperatur

**MAYO 1912**

**Oscilación di** — Tägl. Schwank

| Dia / Tag | Arica | Iquique | Antofagasta | Caldera | Pascua | Coplapó | Coquimbo | Ovalle | Los Andes | Valparaíso | Santiago | El Teniente | San Fernando | Talca |
|---|---|---|---|---|---|---|---|---|---|---|---|---|---|---|
| 1 | 6.1 | 6.4 | 11.2 | 3.8 | 5.2 | | 6.1 | 20.6 | 21.0 | 10.9 | 19.6 | 17.7 | 13.1 | 15.3 |
| 2 | 5.9 | 7.4 | 11.2 | 4.4 | 6.6 | | 5.0 | 14.2 | 22.2 | 11.2 | 20.8 | 17.2 | 8.0 | 16.5 |
| 3 | 10.1 | 9.2 | 11.2 | 3.8 | 7.2 | | 2.5 | 14.1 | 10.0 | 5.5 | 11 9 | 20.7 | 11.3 | 8.5 |
| 4 | 10.9 | 8.4 | 11.2 | 4.4 | 4.7 | | 7.0 | 12.1 | 4.0 | 1.7 | 2.5 | 18.6 | 4.0 | 4.0 |
| 5 | 10.0 | 8.2 | 11.0 | 5.2 | 4.2 | | 6.7 | 16.0 | 15.5 | 7.4 | 14.3 | 21.3 | 11.5 | 12.0 |
| 6 | 10.1 | 8.2 | 11.1 | 3.2 | | | 6.0 | 16.9 | 18.8 | 5.2 | 15.8 | 17.5 | 12.8 | 13.5 |
| 7 | 9.9 | 9.0 | 11.0 | 2.0 | | | 4.6 | 16.0 | 14.0 | 5.5 | 13.3 | 14.6 | 9.1 | 12.5 |
| 8 | 13.9 | 10.6 | 10.9 | 3.6 | | | 4.5 | 13.0 | 12.0 | 4.2 | 3.4 | 14.7 | 2.7 | 9.3 |
| 9 | 7.0 | 10.2 | 11.1 | 2.9 | | | 4.0 | 14.9 | 8.0 | 5.4 | 3.5 | 14.6 | 5.5 | 14.0 |
| 10 | 13.0 | 10.2 | 11.1 | 4.0 | | | 6.1 | 10.0 | 16.4 | 6.5 | 8.3 | 6.6 | 5.6 | 12.5 |
| 11 | 10.9 | 8.8 | 11.0 | 5.0 | | | 3.5 | 14.7 | 10.4 | 7.4 | 7.2 | 16.3 | 8.7 | 13.5 |
| 12 | 12.8 | 10.2 | 11.2 | 3.8 | | | 5.0 | 16.3 | 16.5 | 10.0 | 19.5 | 18.5 | 10.4 | 17.0 |
| 13 | 9.9 | 9.4 | 11.1 | 4.4 | 7.9 | | 5.8 | 14.1 | 7.0 | 6.8 | 9.4 | 21.0 | 7.1 | 11.5 |
| 14 | 5.3 | 6.0 | 10.9 | 3.9 | 8.3 | | 6.4 | 17.5 | 9.7 | 6.2 | 8.0 | 17.6 | 8.8 | 10.0 |
| 15 | 11.6 | 6.6 | 10.5 | 3.6 | 5.2 | | 5.8 | 13.4 | 7.0 | 5.3 | 5.0 | 16.3 | 6.3 | 4.5 |
| 16 | 12.9 | 6.6 | 10.6 | 5.0 | 7.0 | | 4.6 | 12.6 | 3.3 | 4.1 | 9.4 | 17.8 | 7.4 | 7.0 |
| 17 | 14.0 | 7.4 | 11.1 | 3.5 | 5.6 | | 3.9 | 11.1 | 5.4 | 4.3 | 4.0 | 12.5 | 8.4 | 7.0 |
| 18 | 11.9 | 7.2 | 11.1 | 4.8 | 6.0 | | 4.6 | 11.1 | 14.3 | 8.5 | 14.0 | 17.1 | 12.8 | 12.5 |
| 19 | 11.0 | 7.8 | 11.6 | 5.8 | 6.3 | | 7.0 | 12.7 | 9.5 | 5.5 | 10.2 | 11.6 | 11.7 | 10.0 |
| 20 | 11.2 | 9.2 | 12.2 | 6.0 | 6.4 | | 3.4 | 8.1 | 5.9 | 1.5 | 4.3 | 11.9 | 4.6 | 11.5 |
| 21 | 14.0 | 7.4 | 12.1 | 4.5 | 5.7 | | 5.6 | 9.4 | 15.9 | 8.6 | 11.5 | 14.5 | 8.5 | 14.0 |
| 22 | 12.1 | 10.2 | 10.8 | 5.8 | 6.5 | | 4.3 | 5.3 | 6.0 | 4.0 | 2.8 | 14.4 | 3.6 | 7.5 |
| 23 | 15.1 | 7.8 | 10.7 | 6.9 | 5.4 | | 3.4 | 10.0 | 7.5 | 5.9 | 6.1 | 17.7 | 6.1 | 11.0 |
| 24 | 15.0 | 9.2 | 10.9 | 4 5 | 5.8 | | 6.4 | 9.8 | 12.3 | 8.2 | 11.0 | 15.8 | 9.1 | 12.5 |
| 25 | 12.2 | 10.2 | 11.2 | 5.4 | 2.6 | | 6.6 | 16.1 | 19.8 | 12.2 | 18.1 | 15.0 | 13.5 | 14.0 |
| 26 | 11.9 | 7.2 | 11.1 | 4.6 | 3.9 | | 4.5 | 16.1 | 23.0 | 12.6 | 22.0 | 16.0 | 12.0 | 16.5 |
| 27 | 12.1 | 10.6 | 10.8 | 5.4 | 3.9 | | 1.2 | 12.2 | 20.3 | 4.7 | 17.6 | 13.5 | 10.5 | 15.0 |
| 28 | 12.2 | 8.6 | 10.8 | 4.8 | 4.1 | | 3.6 | 11.1 | 22.5 | 2.0 | 19.9 | 14.2 | 17.0 | 9.0 |
| 29 | 12.2 | 5.8 | 10.7 | 3.4 | 5.5 | | 3.5 | 10.4 | 19.5 | 4.8 | 16.5 | 14.4 | 10.5 | 12.0 |
| 30 | 10.4 | 6.4 | 10.9 | 5.6 | 9.9 | | 5.0 | 9.7 | 12.3 | 6.4 | 11.1 | 13.5 | 10.7 | 11.5 |
| 31 | 10.8 | 6.4 | 11.1 | 4.8 | 4.7 | | 5.5 | 9.1 | 9.4 | 4.0 | 7.1 | 12.5 | 7.5 | 7.2 |
| Pro. Mit. | 11.2 | 8.3 | 11.1 | 4.5 | 5.7 | | 4.9 | 12.8 | 12.8 | 6.3 | 11.3 | 16.0 | 9.0 | 11.3 |

**TEMPERATURA DEL AIRE** — Lufttemperatur

**JUNIO 1912**

**Oscilación dia** — Tägl. Schwanke

| | | | | | | | | | | | | | | |
|---|---|---|---|---|---|---|---|---|---|---|---|---|---|---|
| 1 | 11.8 | 6.4 | 10.9 | 6.7 | 4.5 | | 5.6 | 16.6 | 16.5 | 13.0 | 16.2 | 19.4 | 12.8 | 12.5 |
| 2 | 13.2 | 9.2 | 11.0 | 3.0 | 4.8 | | 1.9 | 15.6 | 19.0 | 5.4 | 19.9 | 14.0 | 15.1 | 15.0 |
| 3 | 9.0 | 9.4 | 11.0 | 4.4 | 3.8 | | 2.7 | 6.3 | 5.5 | 2.4 | 3.7 | 14.3 | 5.5 | 14.0 |
| 4 | 10.8 | 7.8 | 11.4 | 5.0 | 4.2 | | 2.9 | 3.0 | 5.0 | 2.4 | 2.6 | 18.8 | 2.5 | 7.0 |
| 5 | 11.0 | 7.2 | 11.2 | 6.7 | 8.0 | | 5.0 | 11.7 | 13.6 | 7.2 | 10.9 | 14.7 | 7.6 | 9.5 |
| 6 | 9.6 | 6.8 | 10.8 | 5.4 | 5.0 | | 5.0 | 12.7 | 14.5 | 7.4 | 13 7 | 18.4 | 5.5 | 10.0 |
| 7 | 9.0 | 6.6 | 10.6 | 5.4 | 5.7 | | 2.2 | 5.2 | 10.0 | 5.2 | 10.0 | 16.3 | 8.9 | 7.5 |
| 8 | 8.9 | 8.2 | 11.2 | 6.1 | 6.6 | | 2.9 | 7.4 | 4.1 | 2.0 | 4.8 | 14.3 | 4.0 | 4.4 |
| 9 | 7.9 | 6.6 | 10.9 | 6.0 | 5.4 | | 5.0 | 8.9 | 2.8 | 1.8 | 3.5 | 12.0 | 1.7 | 4.5 |
| 10 | 8.0 | 6.6 | 11.0 | 5.7 | 7.1 | | 4.2 | 14.8 | 12.7 | 9.4 | 11.4 | 17.3 | 9.2 | 13.0 |
| 11 | 9.6 | 8.4 | 10.9 | 5.8 | 6.0 | | 5.0 | 15.7 | 19.0 | 11.5 | 15.2 | 16.6 | 11.1 | 15.5 |
| 12 | 8.8 | 7.4 | 11.2 | 4.6 | 7.8 | | 4.0 | 14.8 | 17.5 | 11.3 | 13.5 | 12.9 | 13.3 | 18.0 |
| 13 | 6.2 | 6.0 | 11.0 | 5.6 | 7.4 | | 5.5 | 11.7 | 5.6 | 6.8 | 7.1 | 15.4 | 5.3 | 6.5 |
| 14 | 7.0 | 6.4 | 10.7 | 4.9 | 6.3 | | 5.9 | 13.2 | 9.2 | 7.4 | 5.0 | 14.0 | 5.8 | 9.0 |
| 15 | 9.8 | 8.6 | 10.7 | 4.8 | 7.2 | | 5.0 | 11.6 | 11.0 | 7.2 | 8.9 | 13.4 | 12.2 | 12.0 |
| 16 | 6.2 | 10.0 | 10.6 | 6.0 | 8.2 | | 6.2 | 11.4 | 14.0 | 12.5 | 10.2 | 16.0 | 7.0 | 8.0 |
| 17 | 10.4 | 9.8 | 10.8 | 4.8 | 5.0 | | 6.0 | 9.1 | 10.1 | 10.2 | 16.6 | 12.2 | 7.2 | 5.0 |
| 18 | 10.8 | 9.9 | 11.4 | 3.6 | 6.2 | | 2.6 | 6.9 | 20.3 | 4.1 | 18.3 | 14.8 | 15.5 | 8.0 |
| 19 | 10.2 | 10.0 | 10.5 | 5.9 | 4.3 | | 5.0 | 6.8 | 17.1 | 4.8 | 14.1 | 15.5 | 8.5 | 13.5 |
| 20 | 10.9 | 7.4 | 11.2 | 4.3 | 4.0 | | 3.5 | 9.3 | 13.4 | 5.7 | 12.2 | 13.7 | 8.0 | 6.5 |
| 21 | 8.0 | 7.8 | 10.6 | 5.8 | 7.1 | | 5.6 | 13.0 | 19.0 | 5.7 | 6.3 | 14.4 | 8.4 | 11.0 |
| 22 | 8.2 | 6.0 | 11.0 | 3.1 | 7.2 | | 5.0 | 9.1 | 17.0 | 5.0 | 9.0 | 18.6 | 7.0 | 12.5 |
| 23 | 7.6 | 7.4 | 11.2 | 3.9 | 6.2 | | 5.0 | 9.1 | 13.5 | 5.3 | 12.8 | 16.6 | 13.8 | 11.0 |
| 24 | 7.8 | 7.0 | 11.6 | 6.0 | 4.5 | | 5.7 | 14.5 | 11.9 | 8.7 | 10.6 | 19.5 | 10.5 | 11.0 |
| 25 | 8.1 | 6.6 | 10.9 | 4.8 | 5.1 | | 4.2 | 12.4 | 5.0 | 3.9 | 4.2 | 16.5 | 5.6 | 7.0 |
| 26 | 8.6 | 7.6 | 11.1 | 6.9 | 3.3 | | 6.5 | 13.7 | 14.0 | 8.8 | 11.8 | 10.5 | 8.2 | 10.5 |
| 27 | 6.8 | 5.8 | 11.0 | 3.8 | 4.9 | | 5.9 | 13.6 | 3.8 | 4.5 | 5.2 | 13.8 | 7.2 | 10.5 |
| 28 | 8.0 | 6.0 | 11.2 | 5.4 | 6.0 | | 4.2 | 13.2 | 11.6 | 6.5 | 10.5 | 20.0 | 7.5 | 11.5 |
| 29 | 6.4 | 6.6 | 11.3 | 6.0 | 7.0 | | 6.9 | 13.8 | 11.8 | 8.6 | 12.2 | 15.9 | 13.4 | 14.0 |
| 30 | 6.3 | 6.4 | 10.9 | 6.6 | 6.4 | | 7.1 | 11.5 | 10.5 | 7.0 | 9.6 | 16.1 | 8 0 | 7.5 |
| Pro. Mit. | 8.8 | 7.5 | 11.0 | 5.2 | 5.8 | | 4.7 | 11.2 | 11.9 | 6.7 | 10.4 | 15.5 | 8.5 | 10.2 |

**TEMPERATURA DEL AIRE** — Lufttemperatur — **MAYO 1912** — **Oscilación diaria** — Tägl. Schwankeng

| Punta Tumbes | Concepción | Angol | Contulmo | Mocha W | Valdivia | Puerto Varas | Puerto Montt | Punta Corona | Huafo | Melinka | Evangelistas | Dungenes | Punta Arenas | San Isidro |
|---|---|---|---|---|---|---|---|---|---|---|---|---|---|---|
| 4.6 | 7.3 | 10.2 | | 7.4 | 7.8 | 8.0 | 9.9 | 7.6 | 5.8 | 8.0 | 3.6 | 6.8 | 6.0 | 3.2 |
| 5.4 | 12.7 | 15.7 | | 5.1 | 8.5 | 4.4 | 10.6 | 7.0 | 5.1 | 6.5 | 6.7 | 7.6 | 3.4 | 3.0 |
| 3.6 | 3.6 | 5.0 | | 9.0 | 6.2 | 5.3 | 11.8 | 9.5 | 2.7 | 7.0 | 8.9 | 4.0 | 4.7 | 5.0 |
| 5.7 | 5.5 | 8.2 | | 4.0 | 8.8 | 7.2 | 8.7 | 7.4 | 4.4 | 7.5 | 5.7 | 6.3 | 4.7 | 3.2 |
| 5.7 | 8.4 | 11.3 | | 6.3 | 10.8 | 8.6 | 8 1 | 8.4 | 4.0 | 4.0 | 4.9 | 3.4 | 5.2 | 2.2 |
| 5.0 | 6.3 | 8.8 | | 4.9 | 7.4 | 8.8 | 2.8 | 9.8 | 4.2 | 3.0 | 5.1 | 4.0 | 7.5 | 5.8 |
| 3.6 | 6.7 | 14.0 | | 6.8 | 6.4 | 7.3 | 6.8 | 8.2 | 5.1 | 5.3 | 4.6 | 1.0 | 9.1 | 5.4 |
| 6.1 | 6.2 | 12.5 | | 5.3 | 8.3 | 6.7 | 5.8 | 8.8 | 3.8 | 3.5 | 6.2 | 4.4 | 7.2 | 3.2 |
| 5.6 | 8.8 | 12.0 | | 8.0 | 8.0 | 4.7 | 6.6 | 7.6 | 3.9 | 5.5 | 4.5 | 5.6 | 6.3 | 3.8 |
| 6.7 | 12.7 | 13.5 | | 7.0 | 7.0 | 5.3 | 3.2 | 8.0 | 2.8 | 4.1 | 4.2 | 5.6 | 6.0 | 4.2 |
| 4.9 | 11.1 | 12.8 | | 5.8 | 5.4 | 5.0 | 4.9 | 6.0 | 3.5 | 6.0 | 5.3 | 5.6 | 6.3 | 3.8 |
| 10.0 | 13.0 | 10.5 | | 6.0 | 8.9 | 5.4 | 9.6 | 5.2 | 5.6 | 4.0 | 7.0 | 9.6 | 5.9 | 5.6 |
| 6.0 | 11.4 | 12.5 | | 4.3 | 9.7 | 6.2 | 9.0 | 6.3 | 2.7 | 3.3 | 4.2 | 4.0 | 6.0 | 6.2 |
| 4.0 | 5.2 | 12.1 | | 4.5 | 4.7 | 2.2 | 3.1 | 7.8 | 2.2 | 5.0 | 5.0 | 4.2 | 7.5 | 3.4 |
| 4.2 | 5.8 | 11.4 | | 8.0 | 5.7 | 4.6 | 6.4 | 7.4 | 2.6 | 4.4 | 5.3 | 2.4 | 3.7 | 1.2 |
| 5.5 | 9.0 | 8.7 | | 6.0 | 4.9 | 6.7 | 5.8 | 8.0 | 2.4 | 6.8 | 4.5 | 2.6 | 3.2 | 3.8 |
| 7.2 | 10.0 | 8.8 | | 9.8 | 10.4 | 9.0 | 10.3 | 7.7 | 5.6 | 6.0 | 6.0 | 3.8 | 6.5 | 6.4 |
| 7.2 | 11.0 | 14.3 | | 8.6 | 11.5 | 9.2 | 7.6 | 5.8 | 4.5 | 3.6 | 5.0 | 4.6 | 1.2 | 1.6 |
| 4.8 | 3.1 | 5.8 | | 4.4 | 1.3 | 3.8 | 2.4 | 8.2 | 3.0 | 6.0 | 3.8 | 6.8 | 5.9 | 3.0 |
| 7.4 | 15.8 | 5.6 | | 7.6 | 9.1 | 8.2 | 8.2 | 7.4 | 3.9 | 6.5 | 4.8 | 4.0 | 8.0 | 2.6 |
| 5.5 | 10.6 | 10.0 | | 7.1 | 6.1 | 6.9 | 5.3 | 6.0 | 2.6 | 3.9 | 6.7 | 2.4 | 5.5 | 3.0 |
| 5.6 | 5.0 | 9.0 | | 5.3 | 4.7 | 3.9 | 4.0 | 8.5 | 3.2 | 4.5 | 5.6 | 1.7 | 5.7 | 3.8 |
| 4.9 | 10.8 | 7.2 | | 8.0 | 8.9 | 8.7 | 9.2 | 7.1 | 3.8 | 5.7 | 5.6 | 1.6 | 2.6 | 2.4 |
| 7.0 | 14.0 | 12.3 | | 7.1 | 10.1 | * | 8.4 | 6.5 | 4.3 | 7.3 | 4.7 | 3.3 | 4.1 | 3.2 |
| 5.8 | 13.9 | 15.5 | | 10.0 | 7.6 | 4.4 | 7.8 | 6.8 | 6.0 | 6.1 | 4.3 | 3.8 | 3.8 | 2.2 |
| 6.8 | 16.2 | 19.0 | | 5.7 | 3.7 | 2.2 | 2.9 | 7.8 | 3.1 | 6.9 | 4.0 | 5.0 | 6.0 | 2.2 |
| 3.3 | 12.0 | 12.5 | | 6.0 | 3.1 | 8.1 | 7.2 | 7.5 | 3.3 | 6.8 | 3.8 | 4.2 | 6.7 | 3.2 |
| 7.5 | 18.0 | 20.1 | | 6.5 | 11.5 | 11.7 | 14.4 | 7.1 | 6.2 | 6.0 | 3.4 | 3.2 | 7.6 | 3.2 |
| 6.4 | 9.4 | 18.3 | | 11.2 | 13.3 | 7.4 | 10.9 | 7.0 | 6.0 | 7.0 | 4.6 | 5.4 | 6.1 | 1.2 |
| 3.2 | 4.2 | 9.1 | | 5.8 | 10.4 | 7.8 | 12.0 | 7.8 | 1.9 | 5.3 | 5.8 | 2.8 | 2.0 | 1.6 |
| 3.8 | 4.4 | 7.0 | | 4.8 | 4.7 | 5.0 | 7.2 | 7.6 | 2.0 | 6.5 | 5.7 | 2.8 | 1.0 | 2.0 |
| 5.6 | 9.4 | 11.4 | | 6.7 | 7.6 | 6.4 | 7.5 | 7.5 | 3.9 | 5.5 | 5.2 | 4.3 | 5.3 | 3.4 |

**TEMPERATURA DEL AIRE** — Lufttemperatur — **JUNIO 1912** — **Oscilación diaria** — Tägl. Schwankeng

| | | | | | | L. Riscos | | | | | | | |
|---|---|---|---|---|---|---|---|---|---|---|---|---|---|
| 6.2 | 8.5 | 9.1 | | 5.0 | 5.1 | 6.2 | 6.3 | 7.3 | 1.7 | 2.8 | 3.6 | 4.7 | |
| 5.3 | 12.8 | 15.8 | | 5.0 | 5.3 | 5.2 | 9.6 | 6.6 | 1.5 | 5.3 | 6.0 | 3.0 | |
| 3.6 | 1.6 | 5.0 | | 3.7 | 4.2 | 5.6 | 5 4 | 6.8 | 2.2 | 4.8 | 2.5 | 3.0 | |
| 2.4 | 3.5 | 6.4 | | 5.0 | 4.1 | 5.8 | 7.0 | 7.4 | 2.8 | 6.5 | 6.2 | 5.7 | |
| 4.2 | 8.5 | 12.0 | | 3.2 | 6.9 | 5.3 | 7.1 | 7.0 | 2.8 | 4.5 | 5.9 | 7.8 | |
| 5.4 | 7.0 | 13.5 | | 4.0 | 3.4 | 5.2 | 5.0 | 7.2 | 0.6 | 2.0 | 7.8 | 3.8 | |
| 4.6 | 3.4 | 6.0 | | 3.8 | 4.2 | 7.0 | 4.0 | 6.3 | 2.7 | 3.0 | 3.8 | 4.5 | |
| 6.0 | 3.8 | 5.5 | | 4.0 | 5.2 | 6.9 | 6.4 | 5.8 | 2.9 | 2.5 | 6.0 | 3.1 | |
| 9.3 | 8.5 | 9.5 | | 4.0 | 5.2 | 2.7 | 3.8 | 6.2 | 2.5 | 4.5 | 6.0 | 3.3 | |
| 5.0 | 9.3 | 12.0 | | 3.5 | 4.5 | 3.3 | 4.4 | 6.4 | 4.8 | 3.0 | 7.0 | 7.2 | |
| 5.4 | 9.8 | 6.5 | | 3.8 | 4.4 | 3.5 | 3.9 | 6.5 | 5.0 | 3.6 | 3.0 | 6.4 | |
| 2.0 | 4.2 | 8.5 | | 5.1 | 4.2 | 3.4 | 6.2 | 5.4 | 3.1 | 5.5 | 3.2 | 2.4 | |
| 3.6 | 7.2 | 9.5 | | 5.6 | 6.7 | 3.6 | 5.0 | 6.0 | 2.0 | 5.0 | 1.5 | 1.8 | |
| 3.8 | 7.8 | 10.5 | | 7.0 | 6.8 | 3.5 | 6.8 | 4.8 | 3.0 | 5.7 | 3.0 | 4.0 | |
| 5.6 | 9.3 | 12.7 | | 6.0 | 9.5 | 5.7 | 7.1 | 6.3 | 2.9 | 9.0 | 4.0 | 6.4 | |
| 2.1 | 4.8 | 3.5 | | 5.1 | 4.9 | 4.3 | 5.0 | 6.8 | 1.3 | 5.5 | 3.9 | 6.4 | |
| 7.6 | 11.2 | 11.8 | | 5.7 | 5.5 | 8.9 | 5.9 | 5.9 | 1.7 | 2.8 | 3.0 | 4.0 | |
| 3.2 | 11.5 | 11.5 | | 7.0 | 3.8 | 9.5 | 2.8 | 6.2 | 3.0 | 3.5 | 4.0 | 3.2 | |
| 4.8 | 11.0 | 8.5 | | 4.8 | 6.3 | 9.3 | 8.5 | 5.8 | 4.3 | 5.4 | 3.0 | 5.5 | |
| 6.8 | 13.5 | 15.0 | | 5.8 | 5.4 | 10.3 | 11.2 | 6.3 | 1.6 | 4.0 | 5.0 | 2.6 | |
| 3.5 | 8.0 | 10.0 | | 7.1 | 4.8 | 8.0 | 5.2 | 5.2 | 1.7 | 3.5 | 4.7 | 4.4 | |
| 4.0 | 4.8 | 5.0 | | 3.9 | 4.2 | 5.0 | 3.5 | 5.9 | 2.2 | 5.5 | 4.0 | 6.1 | |
| 7.4 | 7.0 | 8.5 | | 5.6 | 4.8 | 4.6 | 3.0 | 3.4 | 2.7 | 5.0 | 5.5 | 4.6 | |
| 6.0 | 6.0 | 4.9 | | 9.0 | 4.4 | 4.8 | 3.4 | 4.4 | 3.4 | 5.0 | 7.3 | 3.8 | |
| 4.8 | 5.3 | 8.4 | | 6.0 | 5.5 | 3.2 | 2.9 | 5.2 | 2.5 | 4.0 | 5.5 | 4.2 | |
| 3.8 | 9.7 | 10.5 | | 8.0 | 5.7 | 4.1 | 3.3 | 4.3 | 2.7 | 5.5 | 7.5 | 4.8 | |
| 4.4 | 13.9 | 10.5 | | 6.9 | 7.7 | 4.2 | 6.6 | 4.2 | 3.6 | 6.0 | 11.0 | 7.1 | |
| 6.0 | 13.8 | 11.5 | | 10.8 | 4.9 | 6.5 | 7.2 | 5.0 | 5.6 | 6.5 | 3.8 | 4.0 | |
| 5.6 | 12.8 | 9.0 | | 12.0 | 8.5 | 11.0 | 7.8 | 6.7 | 4.0 | 5.7 | 9.2 | 8.5 | |
| 8.0 | 12.0 | 9.0 | | 11.4 | 9.0 | 13.1 | 11.2 | 4.2 | 3.9 | 7.0 | 3.5 | 5.9 | |
| 5.0 | 8.3 | 9.3 | | 6.0 | 5.5 | 6.0 | 5.8 | 5.8 | 2.8 | 4.7 | 5.0 | 4.8 | |

* se trasladó la estación a Los Riscos. El promedio corresponde a los 23 dias de Puerto Varas.

## TEMPERATURA DEL AIRE
Lufttemperatur

## JULIO 1912

Oscilación di
Tägl. Schwan

| Dia Tag | Arica | Iquique | Antofagasta | Caldera | Pascua | Copiapó | Coquimbo | Ovalle | Los Andes | Valparaíso | Santiago | El Teniente | San Fernando | Talca |
|---|---|---|---|---|---|---|---|---|---|---|---|---|---|---|
| 1 | 7.0 | 7.4 | 11.3 | 3.5 | 6.7 | | 7.6 | 15.1 | 19.0 | 9.5 | 16.2 | 16.0 | 7.7 | 11.0 |
| 2 | 9.8 | 7.6 | 11.0 | 4.3 | 5.0 | | 6.7 | 17.7 | 22.0 | 11.3 | 19.5 | 7.7 | 12.6 | 15.5 |
| 3 | 14.2 | 15.6 | 11.1 | 4.7 | 4.7 | | 5.0 | 14.3 | 23.0 | 9.8 | 20.0 | 16.0 | 16.5 | 13.0 |
| 4 | 11.2 | 8.0 | 11.3 | 3.8 | 4.0 | | 4.9 | 12.4 | 17.6 | 6.1 | 15.6 | 12.8 | 11.6 | 12.0 |
| 5 | 6.9 | 7.4 | 12.4 | 2.3 | 7.0 | | 4.2 | 7.3 | 9.0 | 4.7 | 4.6 | 13.0 | 5.7 | 8.0 |
| 6 | 10.0 | 7.0 | 11.5 | 3.7 | 7.6 | | 3.9 | 9.9 | 8.7 | 7.1 | 8.1 | 15.1 | 9.7 | 8.5 |
| 7 | 10.0 | 7.6 | 11.5 | 5.5 | 6.0 | | 6.3 | 18.4 | 21.5 | 11.8 | 17.5 | 16.6 | 9.9 | 10.5 |
| 8 | 10.8 | 6.0 | 12.1 | 4.0 | 3.5 | | 3.0 | 16.4 | 20.5 | 6.8 | 20.8 | 13.5 | 14.1 | 11.0 |
| 9 | 10.3 | 7.6 | 11.9 | 4.2 | 5.2 | | 5.1 | 15.0 | 21.2 | 4.3 | 15.5 | 14.7 | 12.5 | 8.0 |
| 10 | 10.0 | 7.6 | 12.4 | 2.7 | 6.8 | | 2.8 | 10.7 | 14.0 | 5.0 | 11.0 | 14.6 | 5.3 | 5.5 |
| 11 | 10.6 | 6.0 | 11.9 | 3.6 | 6.5 | | 2.7 | 11.4 | 9.8 | 5.3 | 10.3 | 15.0 | 7.3 | 6.0 |
| 12 | 10.9 | 6.0 | 12.4 | 4.8 | 7.9 | | 3.0 | 13.5 | 17.5 | 6.2 | 6.0 | 14.5 | 14.4 | 4.0 |
| 13 | 10.8 | 5.8 | 12.1 | 3.2 | 3.2 | | 3.8 | 12.2 | 20.1 | 9.1 | 15.0 | 14.2 | 6.5 | 7.7 |
| 14 | 9.9 | 6.8 | 11.6 | 3.4 | 4.0 | | 3.8 | 12.7 | 16.8 | 6.7 | 12.7 | 13.6 | 5.2 | 8.1 |
| 15 | 10.3 | 6.6 | 12.0 | 3.3 | 3.2 | | 5.5 | 12.8 | 15.9 | 9.3 | 10.0 | 13.3 | 8.7 | 10.7 |
| 16 | 10.6 | 6.4 | 12.1 | 4.4 | 4.0 | | 6.7 | 10.5 | 18.9 | 9.7 | 17.8 | 15.1 | 18.0 | 9.4 |
| 17 | 12.2 | 5.8 | 12.2 | 4.2 | 4.6 | | 5.0 | 13.4 | 20.0 | 6.5 | 19.0 | 11.3 | 16.1 | 10.5 |
| 18 | 11.7 | 9.0 | 12.8 | 6.4 | 6.7 | | 6.2 | 14.9 | 20.7 | 5.7 | 21.1 | 15.2 | 18.8 | 11.1 |
| 19 | 11.1 | 7.0 | 12.0 | 5.7 | 7.3 | | 4.6 | 14.8 | 20.5 | 3.5 | 18.7 | 11.6 | 15.0 | 6.1 |
| 20 | 9.0 | 8.8 | 12.5 | 6.1 | 5.6 | | 3.4 | 10.5 | 17.5 | 4.2 | 16.9 | 14.0 | 13.0 | 15.4 |
| 21 | 8.8 | 6.6 | 12.0 | 5.0 | 6.5 | | 2.7 | 9.1 | 7.8 | 3.2 | 5.0 | 18.5 | 7.3 | 5.0 |
| 22 | 11.1 | 6.6 | 12.1 | 5.9 | 5.9 | | 4.6 | 9.9 | 9.5 | 5.9 | 12.0 | 13.9 | 11.1 | 9.6 |
| 23 | 7.8 | 6.2 | 12.3 | 3.8 | 5.7 | | 3.6 | 12.6 | 14.6 | 7.6 | 8.0 | 12.1 | 10.5 | 10.0 |
| 24 | 8.2 | 8.0 | 12.3 | 6.4 | 5.4 | | 8.6 | 13.5 | 7.5 | 5.8 | 7.7 | 10.6 | 7.9 | 3.9 |
| 25 | 7.7 | 10.2 | 12.2 | 7.0 | 6.5 | | 8.4 | 17.6 | 14.0 | 9.5 | 10.5 | 14.4 | 7.5 | 5.0 |
| 26 | 9.0 | 7.2 | 11.4 | 6.6 | 5.9 | | 5.5 | 12.6 | 16.5 | 6.3 | 12.0 | 17.0 | 8.2 | 8.5 |
| 27 | 9.8 | 8.2 | 12.4 | 4.0 | 6.6 | | 3.6 | 16.3 | 19.6 | 9.1 | 17.7 | 12.4 | 13.2 | 14.9 |
| 28 | 8.9 | 8.6 | 12.6 | 3.2 | 4.6 | | 4.3 | 16.6 | 22.5 | 11.7 | 21.0 | 13.6 | 9.8 | 11.9 |
| 29 | 11.2 | 7.6 | 12.5 | 3.0 | 6.1 | | 2.6 | 6.9 | 18.4 | 1.7 | 13.5 | 11.9 | 15.6 | 16.2 |
| 30 | 8.3 | 8.0 | 12.4 | 4.5 | 7.3 | | 8.5 | 11.1 | 14.4 | 3.0 | 3.5 | 14.1 | 6.5 | 4.7 |
| 31 | 8.0 | 6.8 | 12.4 | 4.6 | 7.7 | | 3.3 | 11.1 | 7.0 | 5.7 | 8.6 | 17.1 | 10.5 | 5.4 |
| Pro. Mit. | 9.9 | 7.6 | 12.0 | 4.4 | 5.7 | | 4.8 | 12.9 | 16.3 | 6.8 | 13.4 | 14.0 | 10.8 | 9.2 |

## TEMPERATURA DEL AIRE
Lufttemperatur

## AGOSTO 1912

Oscilación dia
Tägl. Schwank

| | | | | | | | | | | | | | | |
|---|---|---|---|---|---|---|---|---|---|---|---|---|---|---|
| 1 | 7.3 | 6.8 | 12.3 | 6.5 | 4.9 | | 6.7 | 17.8 | 17.7 | 9.5 | 12.2 | 17.5 | 8.4 | 6.5 |
| 2 | 9.4 | 7.4 | 12.6 | 2.6 | 3.5 | | 4.2 | 7.9 | 10.0 | 3.7 | 5.4 | 16.0 | 5.0 | 4.4 |
| 3 | 10.0 | 7.4 | 12.6 | 3.9 | 4.2 | | 3.5 | 8.5 | 5.5 | 3.3 | 4.5 | 11.5 | 7.2 | 4.5 |
| 4 | 10.8 | 7.2 | 12.3 | 6.0 | 5.7 | | 5.8 | 11.8 | 3.7 | 3.2 | 4.4 | 10.3 | 5.9 | 6.8 |
| 5 | 10.9 | 10.0 | 12.5 | 5.7 | 6.5 | | 7.4 | 17.5 | 15.5 | 10.3 | 14.7 | 14.7 | 11.8 | 11.3 |
| 6 | 12.9 | 10.8 | 12.1 | 3.9 | 6.0 | | 4.0 | 8.6 | 15.2 | 4.9 | 11.8 | 16.0 | 11.8 | 11.0 |
| 7 | 12.7 | 10.8 | 11.8 | 3.8 | 7.2 | | 6.0 | 8.4 | 5.7 | 2.1 | 6.0 | 11.8 | 5.6 | 7.5 |
| 8 | 12.0 | 10.6 | 11.9 | 5.4 | 6.0 | | 5.6 | 11.5 | 9.4 | 2.3 | 8.1 | 10.4 | 9.3 | 9.0 |
| 9 | 11.0 | 8.2 | 12.6 | 5.7 | 6.4 | | 7.5 | 9.6 | 11.2 | 7.0 | 12.1 | 14.6 | 14.2 | 13.1 |
| 10 | 11.6 | 8.8 | 12.6 | 5.0 | 5.6 | | 6.6 | 9.1 | 12.4 | 7.9 | 10.3 | 13.7 | 12.6 | 11.3 |
| 11 | 11.4 | 9.6 | 12.7 | 7.4 | 4.8 | | 11.4 | 19.4 | 22.0 | 12.4 | 18.8 | 17.6 | 14.4 | 8.1 |
| 12 | 11.0 | 7.2 | 12.4 | 2.9 | 4.2 | | 5.2 | 12.5 | 20.9 | 3.9 | 19.5 | 14.5 | 20.7 | 10.2 |
| 13 | 10.8 | 7.6 | 12.5 | 4.7 | 7.7 | | 1.9 | 6.5 | 8.0 | 2.8 | 5.7 | 12.2 | 8.4 | 4.5 |
| 14 | 10.0 | 10.2 | 12.3 | 3.8 | 3.3 | | 5.2 | 7.1 | 3.7 | 3.6 | 6.1 | 12.3 | 5.2 | 6.7 |
| 15 | 11.9 | 10.2 | 12.7 | 4.0 | 3.2 | | 5.1 | 11.3 | 11.0 | 5.2 | 10.5 | 9.1 | 5.0 | 4.6 |
| 16 | 11.1 | 9.2 | 11.9 | 5.3 | 4.1 | | 6.5 | 11.7 | 6.0 | 6.0 | 5.1 | 13.6 | 5.9 | 12.8 |
| 17 | 11.0 | 9.0 | 11.9 | 5.2 | 7.2 | | 5.2 | 8.6 | 6.9 | 4.9 | 3.4 | 12.1 | 4.9 | 4.3 |
| 18 | 11.1 | 10.6 | 12.0 | 3.9 | 4.8 | | 4.4 | 7.6 | 4.0 | 4.7 | 3.2 | 10.9 | 6.3 | 6.8 |
| 19 | 11.4 | 10.4 | 12.7 | 4.1 | 5.7 | | 6.5 | 10.6 | 2.8 | 2.5 | 2.0 | 9.3 | 6.2 | 7.7 |
| 20 | 10.7 | 6.0 | 12.8 | 5.0 | 7.3 | | 7.8 | 10.3 | 7.0 | 7.1 | 6.8 | 9.8 | 6.0 | 8.0 |
| 21 | 11.1 | 6.2 | 12.9 | 5.0 | 5.0 | | 13.3 | 13.9 | 13.0 | 9.0 | 12.6 | 17.1 | 11.9 | 14.5 |
| 22 | 10.9 | 8.4 | 13.2 | 3.5 | 5.4 | | 12.5 | 15.4 | 19.2 | 10.6 | 17.1 | 16.4 | 12.1 | 15.9 |
| 23 | 11.0 | 8.2 | 13.0 | 4.9 | 7.0 | | 12.1 | 14.8 | 21.3 | 10.4 | 18.9 | 14.3 | 10.9 | 15.0 |
| 24 | 12.0 | 5.8 | 13.0 | 3.0 | 6.0 | | 6.0 | 8.7 | 19.6 | 7.3 | 17.9 | 13.8 | 7.2 | 12.3 |
| 25 | 12.0 | 7.4 | 12.6 | 2.3 | 7.0 | | 3.2 | 7.5 | 19.5 | 8.8 | 17.7 | 12.4 | 9.6 | 16.1 |
| 26 | 12.8 | 8.0 | 12.5 | 3.2 | 2.6 | | 4.6 | 7.6 | 14.5 | 4.5 | 10.0 | 8.4 | 7.1 | 11.8 |
| 27 | 11.4 | 7.2 | 12.1 | 3.2 | 2.1 | | 5.2 | 12.8 | 13.4 | 7.8 | 10.8 | 10.3 | 5.1 | 9.7 |
| 28 | 11.9 | 8.0 | 12.3 | 5.0 | 6.6 | | | 16.3 | 14.1 | 7.2 | 14.8 | 10.3 | 10.9 | 14.0 |
| 29 | 12.0 | 8.6 | 12.4 | 6.3 | 8.1 | | 9.6 | 16.9 | 17.3 | 11.7 | 19.2 | 13.2 | 13.1 | 17.8 |
| 30 | 11.8 | 9.0 | 12.5 | 5.3 | 5.8 | | 5.6 | 21.7 | 20.0 | 13.8 | 19.4 | 13.1 | 13.3 | 15.3 |
| 31 | 10.0 | 6.8 | 12.3 | 5.1 | 4.2 | | 6.6 | 21.9 | 21.9 | 17.6 | 21.5 | 13.1 | 15.4 | 22.5 |
| Pro. Mit. | 11.2 | 8.4 | 12.5 | 4.5 | 5.5 | | 6.5 | 12.0 | 12.6 | 7.0 | 11.3 | 12.9 | 9.4 | 10.5 |

**PERATURA DEL AIRE** — **JULIO 1912** — **Oscilación diaria**
Lufttemperatur — Tägl. Schwankeng

| Punta Tumbes | Concepción | Angol | Contulmo | Mocha W | Valdivia | Los Riscos | Puerto Montt | Punta Corona | Huafo | Melinka | Evangelistas | Dungenes | Punta Arenas | San Isidro |
|---|---|---|---|---|---|---|---|---|---|---|---|---|---|---|
| 8.9 | 16.2 | 8.3 | | 8.0 | 8.4 | 6.4 | 6.8 | 4.4 | 4.0 | 4.0 | | 2.5 | 7.5 | 2.4 |
| 8.3 | 17.5 | 12.6 | | 10.5 | 4.0 | 6.0 | 4.8 | 4.3 | 4.1 | 5.0 | | 3.5 | 4.2 | 3.4 |
| 4.9 | 13.3 | 11.5 | | 7.8 | 4.8 | 2.0 | 3.2 | 2.3 | 2.0 | 3.0 | | 3.5 | 2.6 | 1.2 |
| 2.4 | 5.4 | 7.5 | | 7.0 | 2.9 | 2.6 | 2.6 | 3.5 | 2.1 | 4.0 | | 6.0 | 4.5 | 2.4 |
| 2.8 | 5.5 | 7.6 | | 6.4 | 4.9 | 1.1 | 2.9 | 3.4 | 2.1 | 3.5 | | 3.0 | 1.4 | 1.6 |
| 4.0 | 7.4 | 6.2 | | 7.3 | 6.0 | 5.9 | 6.4 | 6.1 | 3.4 | 5.5 | | 3.0 | 3.4 | 2.6 |
| 6.9 | 11.0 | 13.5 | | 7.2 | 3.4 | 4.9 | 4.7 | 4.6 | 2.2 | 1.5 | | 4.4 | 6.5 | 3.0 |
| 5.0 | 12.3 | 15.5 | | 3.0 | 5.7 | 1.7 | 1.5 | 3.4 | 2.5 | 2.0 | | 2.0 | 2.4 | 2.4 |
| 2.6 | 6.9 | 10.0 | | 3.4 | 3.1 | 5.1 | 3.6 | 4.5 | 3.6 | 5.4 | | 1.0 | 2.4 | 2.0 |
| 4.8 | 9.5 | 6.0 | | 7.0 | 7.5 | 5.5 | 6.8 | 3.9 | 2.0 | 4.5 | | 3.8 | 4.5 | 3.2 |
| 7.0 | 13.0 | 8.9 | | 4.5 | 9.9 | 8.7 | 10.2 | 4.5 | 2.7 | 2.5 | | 4.6 | 2.2 | 2.2 |
| 6.6 | 14.5 | 12.5 | | 6.8 | 4.9 | 8.5 | 7.0 | 4.3 | 2.3 | 5.5 | | 5.4 | 2.9 | 2.2 |
| 6.2 | 12.2 | 10.6 | | 5.8 | 4.5 | 5.1 | 5.2 | 4.4 | 2.3 | 3.5 | | 4.7 | 4.1 | 6.2 |
| 6.5 | 14.6 | 6.8 | | 6.7 | 10.3 | 7.3 | 7.7 | 5.0 | 2.8 | 3.5 | | 5.6 | 7.3 | 5.4 |
| 10.0 | 24.0 | 8.2 | | 5.1 | 6.6 | 10.9 | 9.3 | 5.4 | 2.8 | 6.5 | | 5.5 | 2.6 | 5.6 |
| 6.8 | 16.7 | 19.0 | | 6.0 | 5.5 | 10.3 | 4.0 | 5.6 | 5.7 | 5.0 | | 8.0 | 4.0 | 3.2 |
| 8.8 | 15.6 | 20.0 | | 10.1 | 16.8 | 16.0 | 14.4 | 7.0 | 7.5 | 7.0 | | 5.8 | 6.0 | 3.4 |
| 3.8 | 5.8 | 16.0 | | 6.0 | 11.4 | 11.2 | 10.6 | 4.8 | 2.0 | 6.5 | | 4.7 | 4.2 | 1.6 |
| 4.9 | 3.6 | 3.5 | | 5.5 | 4.3 | 7.1 | 5.4 | 3.2 | 3.1 | 3.5 | | 5.2 | 8.1 | 2.6 |
| 7.8 | 6.0 | 2.0 | | 8.1 | 2.2 | 7.0 | 5.4 | 3.7 | 1.0 | 4.6 | | 4.6 | 4.6 | 3.0 |
| 2.0 | 7.0 | 4.0 | | 4.9 | 6.8 | 10.5 | 11.0 | 4.3 | 2.3 | 4.5 | | 3.1 | 6.7 | 3.4 |
| 5.2 | 10.3 | 10.2 | | 7.0 | 3.7 | 3.0 | 2.9 | 4.2 | 2.7 | 3.5 | | 4.8 | 4.5 | 1.6 |
| 2.5 | 6.8 | 9.3 | | 5.7 | 2.4 | 3.8 | 2.6 | 4.2 | 3.6 | 5.5 | | 4.4 | 5.1 | 3.2 |
| 2.8 | 4.7 | 4.0 | | 9.0 | 4.6 | 3.7 | 3.8 | 5.5 | 2.2 | 3.8 | | 6.4 | 6.9 | 4.2 |
| 3.2 | 7.0 | 7.7 | | 6.7 | 5.7 | 4.8 | 4.0 | 5.9 | 2.3 | 3.0 | | 2.8 | 4.7 | 3.6 |
| 6.4 | 12.7 | 10.0 | | 7.8 | 9.1 | 7.0 | 6.3 | 6.0 | 2.5 | 6.0 | | 3.6 | 6.8 | 3.2 |
| 6.9 | 17.0 | 11.5 | | 5.9 | 3.7 | 3.1 | 4.7 | 5.2 | 2.6 | 5.5 | | 2.4 | 8.2 | 6.8 |
| 9.6 | 18.6 | 10.3 | | 9.8 | 8.8 | 8.2 | 6.0 | 6.3 | 2.8 | 6.1 | | 4.8 | 3.3 | 5.2 |
| 6.5 | 14.2 | 18.0 | | 6.6 | 9.7 | 13.8 | 10.6 | 6.5 | 7.0 | 7.6 | | 5.3 | 4.9 | 4.4 |
| 5.7 | 5.6 | 4.8 | | 12.8 | 8.6 | 4.6 | 12.2 | 3.5 | 1.8 | 6.0 | | 4.2 | 4.0 | 2.6 |
| 5.6 | 8.4 | 6.3 | | 4.9 | 3.9 | 6.1 | 6.4 | 5.0 | 2.6 | 6.0 | | 6.7 | 7.0 | 6.0 |
| 5.7 | 11.0 | 9.8 | | 6.9 | 6.3 | 6.5 | 6.2 | 4.7 | 3.0 | 4.6 | | 4.4 | 4.7 | 3.3 |

**PERATURA DEL AIRE** — **AGOSTO 1912** — **Oscilación diaria**
Lufttemperatur — Tägl. Schwankeng

| | | | | | | | | | | | | | | |
|---|---|---|---|---|---|---|---|---|---|---|---|---|---|---|
| 5.1 | 9.0 | 7.7 | | 4.5 | 3.0 | | 3.8 | 7.5 | 2.7 | 4.5 | | 4.0 | 2.6 | 2.8 |
| 1.2 | 8.3 | 8.0 | | 3.5 | 4.2 | | 4.6 | 7.8 | 4.0 | 3.5 | | 3.4 | 6.6 | 5.2 |
| 4.6 | 6.1 | 5.5 | | 6.3 | 6.1 | | 8.2 | 6.1 | 3.4 | 3.0 | | 2.0 | 5.5 | 1.4 |
| 5.2 | 11.5 | 7.7 | | 7.1 | 10.4 | | 7.9 | 7.3 | 5.4 | 4.5 | | 4.0 | 6.8 | 4.0 |
| 7.5 | 15.0 | 14.0 | | 12.0 | 9.9 | | 11.0 | 6.5 | 4.6 | 5.5 | | 4.2 | 7.6 | 1.6 |
| 7.8 | 5.4 | 5.5 | | 6.8 | 3.1 | | 10.0 | 6.5 | 6.9 | 8.0 | | 5.4 | 8.2 | 3.0 |
| 3.1 | 5.8 | 4.8 | | 10.0 | 6.3 | | 10.5 | 4.7 | 6.0 | 7.3 | | 3.5 | 6.6 | 1.6 |
| 3.5 | 8.5 | 2.4 | | 7.8 | 10.8 | | 11.2 | 5.2 | 3.8 | 6.0 | | 2.9 | 3.7 | 2.6 |
| 4.8 | 12.0 | 14.5 | | 7.1 | 3.2 | | 7.1 | 5.5 | 3.0 | 5.0 | | 2.6 | 7.4 | 4.2 |
| 5.7 | 5.7 | 11.5 | | 8.0 | 2.4 | | 2.8 | 3.6 | 1.9 | 2.5 | | 3.6 | 2.2 | 4.0 |
| 7.5 | 13.8 | 10.5 | | 8.5 | 4.8 | | 2.8 | 4.5 | 2.1 | 3.0 | | 4.3 | 3.2 | 3.0 |
| 7.0 | 17.3 | 14.8 | | 5.7 | 6.2 | | 3.2 | 2.9 | 2.6 | 3.0 | | 4.3 | 6.5 | 4.0 |
| 5.8 | 4.6 | 6.0 | | 8.0 | 6.9 | | 4.7 | 3.5 | 1.7 | 2.5 | | 4.9 | 5.8 | 3.9 |
| 3.4 | 5.4 | 2.8 | | 7.6 | 5.4 | | 4.4 | 4.3 | 2.5 | 3.0 | | 3.9 | 3.4 | 2.1 |
| 3.2 | 7.5 | 9.0 | | 9.0 | 4.8 | | 5.6 | 4.6 | 3.8 | 4.9 | | 5.8 | 1.3 | 3.4 |
| 4.9 | 9.3 | 9.5 | | 9.2 | 6.2 | | 5.2 | 4.8 | 1.8 | 3.5 | | 5.5 | 3.1 | 3.7 |
| 6.0 | 11.3 | 11.2 | | 8.8 | 4.7 | | 9.4 | 4.9 | 3.0 | 6.0 | | 5.2 | 2.4 | 1.1 |
| 6.2 | 12.4 | 9.5 | | 6.6 | 6.8 | | 6.0 | 5.4 | 5.4 | 6.0 | | 7.3 | 7.1 | 4.3 |
| 3.8 | 7.2 | 9.5 | | 12.2 | 8.9 | | 7.1 | 5.4 | 8.3 | 5.9 | | 8.0 | 11.4 | 1.7 |
| 4.9 | 14.2 | 11.9 | | 8.2 | 10.4 | | 13.8 | 5.2 | 3.2 | 8.5 | | 7.4 | 7.2 | 2.4 |
| 3.9 | 22.3 | 11.5 | | 11.8 | 4.8 | | 2.9 | 6.2 | 3.3 | 5.0 | | 5.5 | 3.2 | 1.8 |
| 5.2 | 10.6 | 8.5 | | 4.6 | 6.9 | | 6.1 | 5.0 | 2.8 | 5.5 | | 10.0 | 5.8 | 2.7 |
| 6.3 | 14.4 | 12.5 | | 4.5 | 5.7 | | 2.9 | 4.2 | 0.9 | 1.6 | | 10.4 | 9.1 | 5.4 |
| 6.3 | 14.8 | 10.5 | | 3.9 | 2.2 | | 4.4 | 4.6 | 1.6 | 3.1 | | 2.9 | 6.9 | 3.0 |
| 3.2 | 12.6 | 11.8 | | 5.2 | 8.8 | | 5.0 | 5.1 | 1.9 | 4.0 | | 2.8 | 5.3 | 3.9 |
| 5.4 | 7.5 | 11.9 | | 6.0 | 5.6 | | 4.0 | 6.2 | 1.7 | 4.9 | | 3.9 | 6.0 | 2.5 |
| 6.6 | 13.0 | 8.0 | | 5.3 | 11.4 | | 10.0 | 6.1 | 3.5 | 6.5 | | 3.5 | 7.9 | 2.3 |
| 7.5 | 15.8 | 12.1 | | 5.8 | 12.3 | | 15.1 | 7.8 | 7.9 | 8.5 | | 4.6 | 9.0 | 4.7 |
| 8.8 | 18.3 | 11.6 | | 4.1 | 14.3 | | 13.8 | 7.3 | 4.1 | 7.6 | | 5.8 | 8.7 | 4.0 |
| 9.1 | 22.3 | 11.0 | | 5.0 | 11.9 | | 13.4 | 7.7 | 5.4 | 8.0 | | 4.2 | 4.8 | 3.3 |
| 10.2 | 18.2 | 14.0 | | 7.3 | 20.1 | | 14.8 | 7.3 | 4.7 | 8.6 | | 4.9 | 8.7 | 5.2 |
| 5.6 | 11.3 | 10.0 | | 7.1 | 7.4 | | 7.5 | 5.6 | 3.7 | 5.1 | | 4.9 | 5.9 | 3.2 |

## TEMPERATURA DEL AIRE
Lufttemperatur

## SEPTIEMBRE 1912

Oscilación di
Tägl. Schwank

| Dia Tag | Arica | Iquique | Antofagasta | Caldera | Pascua | Copiapó | Coquimbo | Ovalle | Los Andes | Valparaíso | Santiago | El Teniente | San Fernando | Talca |
|---|---|---|---|---|---|---|---|---|---|---|---|---|---|---|
| 1 | 10.8 | 6.0 | 12.5 | 5.8 | 6.5 | | 8.0 | 16.9 | 22.5 | 14.0 | 21.2 | 14.8 | 16.3 | 20.0 |
| 2 | 10.2 | 9.2 | 12.3 | 4.6 | 7.0 | | 4.5 | 18.5 | 21.3 | 9.7 | 20.0 | 13.8 | 13.8 | 20.8 |
| 3 | 10.9 | 9.6 | 12.5 | 2.5 | 5.8 | | 3.5 | 13.7 | 21.4 | 8.9 | 20.6 | 14.9 | 18.5 | 17.8 |
| 4 | 10.2 | 7.4 | 12.3 | 4.0 | 7.1 | | 2.6 | 13.1 | 22.4 | 5.4 | 19.2 | 14.3 | 18.5 | 21.0 |
| 5 | 10.0 | 6.4 | 12.6 | 2.8 | 6.4 | | 2.6 | 14.1 | 18.3 | 8.5 | 16.8 | 15.4 | 10.4 | 14.2 |
| 6 | 10.0 | 7.6 | 12.8 | 2.3 | 5.7 | | 4.3 | 9.7 | 14.5 | 8.9 | 13.9 | 14.0 | 7.6 | 8.1 |
| 7 | 9.4 | 9.4 | 12.9 | 2.3 | 5.5 | | 3.3 | 10.4 | 11.6 | 4.0 | 7.5 | 14.9 | 8.3 | 18.5 |
| 8 | 10.0 | 8.8 | 12.1 | 5.1 | 5.8 | | 4.2 | 12.6 | 5.9 | 5.9 | 4.3 | 15.8 | 3.8 | 6.2 |
| 9 | 11.9 | 9.0 | 12.5 | 4.6 | 5.1 | | 5.0 | 15.5 | 11.4 | 6.6 | 9.3 | 20.6 | 8.5 | 11.6 |
| 10 | 11.8 | 8.8 | 12.2 | 5.2 | 4.2 | | 7.9 | 15.7 | 13.3 | 9.1 | 15.8 | 14.6 | 15.3 | 16.1 |
| 11 | 12.0 | 8.4 | 12.3 | 6.3 | 5.2 | | 8.3 | 17.3 | 16.0 | 11.2 | 17.7 | 18.5 | 15.9 | 15.5 |
| 12 | 11.3 | 7.8 | 12.3 | 4.7 | 7.0 | | 6.5 | 14.9 | 14.0 | 10.0 | 11.2 | 14.2 | 11.3 | 12.5 |
| 13 | 10.1 | 8.0 | 12.4 | 2.4 | 4.8 | | 6.4 | 18.5 | 11.1 | 10.9 | 13.7 | 13.1 | 15.0 | 16.5 |
| 14 | 11.2 | 5.8 | 12.7 | 3.5 | 6.4 | | 6.4 | 18.9 | 20.6 | 12.0 | 16.5 | 15.8 | 11.5 | 19.1 |
| 15 | 11.3 | 9.2 | 12.6 | 4.0 | 5.7 | | 3.1 | 12.2 | 16.0 | 7.2 | 12.0 | 15.7 | 8.3 | 15.9 |
| 16 | 10.4 | 9.8 | 12.8 | 1.8 | 4.6 | | 3.7 | 13.0 | 7.6 | 6.0 | 7.4 | 17.5 | 6.2 | 6.8 |
| 17 | 11.0 | 10.2 | 12.7 | 3.9 | 5.3 | | 6.4 | 14.0 | 17.0 | 8.1 | 10.6 | 12.8 | 10.1 | 16.3 |
| 18 | 10.4 | 10.2 | 12.8 | 4.0 | 4.2 | | 4.5 | 12.1 | 15.8 | 9.1 | 15.6 | 15.3 | 12.8 | 16.7 |
| 19 | 10.8 | 11.4 | 12.3 | 4.1 | 4.6 | | 5.0 | 17.2 | 16.0 | 10.5 | 15.8 | 17.0 | 12.7 | 16.5 |
| 20 | 10.8 | 11.2 | 12.7 | 2.0 | 5.1 | | 8.7 | 27.4 | 21.1 | 18.7 | 21.4 | 18.1 | 15.5 | 18.9 |
| 21 | 13.0 | 11.4 | 12.6 | 2.2 | 4.2 | | 6.2 | 13.4 | 20.2 | 6.3 | 13.7 | 13.9 | 20.1 | 21.0 |
| 22 | 13.2 | 8.6 | 13.0 | 2.3 | 7.8 | | 3.0 | 10.7 | 11.2 | 2.8 | 8.5 | 11.2 | 12.5 | 11.5 |
| 23 | 15.0 | 10.4 | 12.8 | 3.6 | 9.4 | | 3.7 | 15.4 | 19.2 | 12.3 | 17.8 | 10.8 | 10.4 | 10.8 |
| 24 | 15.2 | 9.4 | 12.7 | 4.1 | 7.2 | | 3.3 | 9.6 | 12.5 | 4.2 | 11.6 | 16.8 | 10.1 | 12.0 |
| 25 | 15.0 | 11.4 | 13.1 | 2.9 | 5.0 | | 6.5 | 12.5 | 12.0 | 1.8 | 11.5 | 17.7 | 9.4 | 7.0 |
| 26 | 14.0 | 12.2 | 13.0 | 3.3 | 5.1 | | 4.7 | 12.6 | 17.5 | 7.8 | 15.0 | 15.5 | 15.0 | 16.0 |
| 27 | 12.6 | 7.2 | 12.5 | 3.3 | 5.6 | | 5.2 | 10.0 | 19.0 | 5.0 | 18.0 | 14.8 | 15.6 | 14.5 |
| 28 | 13.2 | 7.8 | 13.5 | 4.2 | 9.2 | | 3.7 | 13.5 | 21.5 | 4.2 | 18.4 | 21.4 | 12.8 | 16.3 |
| 29 | 13.2 | 7.4 | 13.3 | 3.2 | 9.2 | | 3.6 | 6.4 | 8.9 | 4.6 | 5.9 | 19.2 | 8.8 | 7.0 |
| 30 | 15.0 | 8.2 | 13.0 | 3.4 | 5.5 | | 5.5 | 14.1 | 10.3 | 8.2 | 9.6 | 19.0 | 6.2 | 4.8 |
| Pro. Mit. | 11.8 | 8.9 | 12.6 | 3.6 | 6.1 | | 5.0 | 14.2 | 15.7 | 8.0 | 14.0 | 15.7 | 12.1 | 14.3 |

## TEMPERATURA DEL AIRE
Lufttemperatur

## OCTUBRE 1912

Oscilación dia
Tägl. Schwanke

| | | | | | | | | | | | | | | |
|---|---|---|---|---|---|---|---|---|---|---|---|---|---|---|
| 1 | 11.1 | 10.0 | 13.2 | 5.3 | 5.7 | | 9.2 | 18.4 | 20.5 | 11.1 | 18.6 | 20.0 | 13.0 | 13.3 |
| 2 | 12.0 | 10.8 | 12.9 | 3.8 | 8.0 | | 7.0 | 26.1 | 23.0 | 15.0 | 21.6 | 14.5 | 14.5 | 16.0 |
| 3 | 12.1 | 11.0 | 13.2 | 3.6 | 8.6 | | 6.2 | 11.4 | 23.8 | 12.8 | 23.8 | 16.9 | 16.3 | 19.0 |
| 4 | 12.0 | 11.6 | 13.0 | 5.8 | 6.1 | | 3.5 | 7.6 | 13.1 | 4.3 | 11.5 | 14.0 | 12.2 | 13.4 |
| 5 | 12.2 | 11.6 | 13.1 | 4.7 | 5.6 | | 5.5 | 12.9 | 11.6 | 6.1 | 9 0 | 12.9 | 6.7 | 14.0 |
| 6 | 11.9 | 7.2 | 13.1 | 4.2 | 4.2 | | 5.7 | 15.0 | 18.0 | 6.0 | 15.0 | 15.7 | 10.3 | 13.0 |
| 7 | 11.0 | 8.4 | 13.0 | 4.5 | 4.7 | | 5.2 | 8.3 | 18.5 | 5.5 | 12.6 | 16.1 | 12.4 | 12.5 |
| 8 | 12.8 | 8.2 | 13.0 | 4.0 | 7.3 | | 4.0 | 14.6 | 18.0 | 5.4 | 9.5 | 16.3 | 6.5 | 9.0 |
| 9 | 12.4 | 8.8 | 12.9 | 4.3 | 7.9 | | 8.6 | 15.5 | 17.5 | 8.2 | 12.9 | 15.4 | 15.0 | 10.6 |
| 10 | 12.0 | 10.6 | 12.6 | 4.7 | 9.6 | | 5.6 | 14.4 | 12.5 | 6.7 | 9.0 | 14.8 | 14.6 | 8.2 |
| 11 | 10.2 | 9.4 | 12.5 | 2.6 | 9.6 | | 6.7 | 17.8 | 16.0 | 8.7 | 12.0 | 18.8 | 12.2 | 12.0 |
| 12 | 10.4 | 11.0 | 11.4 | 4.9 | 5.6 | | 6.3 | 15.2 | 17.0 | 7.8 | 14.5 | 15.8 | 10.0 | 12.5 |
| 13 | 12.7 | 7.6 | 12.7 | 3.7 | 7.1 | | 4.5 | 15.5 | 17.5 | 10.8 | 18.0 | 16.9 | 14.1 | 19.0 |
| 14 | 12.2 | 6.8 | 12.6 | 3.5 | 6.5 | | 5.7 | 15.6 | 17.0 | 9.8 | 17.5 | 16.1 | 10.1 | 15.0 |
| 15 | 12.0 | 7.0 | 12.4 | 2.7 | 8.4 | | 6.7 | 18.5 | 18.5 | 9.9 | 18.6 | 19.5 | 10.0 | 14.5 |
| 16 | 11.9 | 9.8 | 12.5 | 3.6 | 4.8 | | 4.1 | 13.6 | 19.0 | 12.4 | 19.7 | 17.3 | 14.3 | 13.5 |
| 17 | 12.2 | 8.8 | 12.4 | 2.6 | 6.4 | | 4.2 | 14.5 | 17.0 | 10.6 | 17.9 | 14.6 | 9.5 | 15.0 |
| 18 | 12.6 | 9.2 | 12.3 | 4.3 | 7.6 | | 5.0 | 17.6 | 16.5 | 7.2 | 17.0 | 15.2 | 11.8 | 11.0 |
| 19 | 11.2 | 7.6 | 11.8 | 1.6 | 5.9 | | 6.4 | 16.2 | 16.1 | 10.7 | 16.5 | 17.1 | 14.5 | 19.0 |
| 20 | 11.8 | 9.0 | 11.6 | 3.3 | 8.9 | | 5.0 | 13.7 | 19.7 | 11.6 | 19.5 | 18.2 | 9.6 | 16.5 |
| 21 | 12.2 | 9.4 | 11.6 | 4.2 | 8.8 | | 4.7 | 10.5 | 18.9 | 6.2 | 17.0 | 15.8 | 15.8 | 16.0 |
| 22 | 11.0 | 7.6 | 11.8 | 5.7 | 6.8 | | 5.3 | 13.1 | 18.2 | 4.6 | 12.0 | 16.5 | 6.1 | 6.5 |
| 23 | 13.0 | 7.6 | 11.9 | 3.0 | 7.5 | | 5.4 | 12.9 | 18.2 | 5.2 | 15.6 | 14.8 | 10.8 | 15.5 |
| 24 | 10.1 | 7.8 | 11.4 | 5.0 | 9.0 | | 4.1 | 9.5 | 19.0 | 5.6 | 18.2 | 15.7 | 13.5 | 17.8 |
| 25 | 11.0 | 10.6 | 11.6 | 5.2 | 6.6 | | 3.8 | 10.0 | 16.2 | 5.0 | 14.0 | 15.0 | 13.2 | 19.4 |
| 26 | 11.2 | 10.6 | 11.2 | 3.2 | 4.9 | | 4.7 | 11.8 | 14.7 | 6.8 | 13.0 | 17.7 | 10.2 | 9.0 |
| 27 | 11.8 | 10.8 | 11.0 | 3.7 | 3.5 | | 6.5 | 16.8 | 19.0 | 8.6 | 18.5 | 17.2 | 17.1 | 18.5 |
| 28 | 14.0 | 10.8 | 11.4 | 3.6 | 5.0 | | 3.6 | 9.8 | 10.5 | 6.1 | 8.1 | 18.3 | 5.8 | 8.0 |
| 29 | 14.0 | 10.8 | 11.1 | 2.7 | 5.5 | | 4.6 | 15.5 | 13.5 | 7.2 | 12.0 | 12.5 | 4.0 | 7.5 |
| 30 | 13.2 | 10.6 | 11.3 | 2.5 | 4.8 | | 4.8 | 14.6 | 12.5 | 6.4 | 11.0 | 12.1 | 9.5 | 11.5 |
| 31 | 11.8 | 12.6 | 11.0 | 3.0 | 6.0 | | 6.8 | 13.1 | 17.5 | 9.0 | 15.5 | 18.8 | 12.9 | 19.5 |
| Pro. Mit. | 11.9 | 9.5 | 12.2 | 3.9 | 6.7 | | 5.4 | 14.2 | 17.1 | 8.1 | 15.1 | 16.1 | 11.5 | 13.7 |

**IPERATURA DEL AIRE**
Lufttemperatur

**SEPTIEMBRE 1912**

**Oscilación diaria**
Tägl. Schwankeng

| Punta Tumbes | Concepción | Angol | Contulmo | Mocha W | Valdivia | Los Riscos | Puerto Montt | Punta Corona | Huafo | Melinka | Evangelistas | Dungenes | Punta Arenas | San Isidro |
|---|---|---|---|---|---|---|---|---|---|---|---|---|---|---|
| 6.4 | 20.4 | 16.0 | | 5.0 | 15.2 | 9.0 | 9.8 | 5.6 | 2.8 | 4.9 | | 7.3 | 6.2 | 8.6 |
| 8.0 | 17.6 | 10.0 | | 3.8 | 9.3 | 10.4 | 9.8 | 7.1 | 2.9 | 6.0 | | 5.9 | 4.9 | 4.9 |
| 6.3 | 18.2 | 15.6 | | 4.1 | 15.6 | 12.0 | 10.2 | 6.5 | 5.2 | 6.5 | | 6.3 | 5.9 | 4.2 |
| 4.2 | 15.7 | 9.4 | | 4.8 | 9.8 | 9.1 | 8.8 | 4.5 | 2.6 | 6.8 | | 4.0 | 4.4 | 2.3 |
| 4.7 | 13.7 | 8.8 | | 4.2 | 7.9 | 3.4 | 5.2 | 6.3 | 1.7 | 5.3 | | 4.6 | 5.2 | 3.1 |
| 6.6 | 15.5 | 11.8 | | 5.6 | 11.2 | 11.5 | 8.2 | 7.6 | 6.5 | 5.2 | | 2.2 | 6.0 | 6.2 |
| 13.8 | 16.8 | 13.8 | | 5.2 | 10.7 | 11.5 | 7.7 | 6.9 | 3.9 | 8.0 | | 4.6 | 3.4 | 5.5 |
| 13.7 | 10.5 | 12.1 | | 4.3 | 12.8 | 12.6 | 5.2 | 7.7 | 1.9 | 6.1 | | 6.0 | 5.5 | 2.6 |
| 9.8 | 13.2 | 18.0 | | 6.0 | 10.5 | 10.0 | 8.4 | 7.8 | 1.9 | 6.5 | | 5.1 | 9.3 | 5.8 |
| 6.4 | 14.3 | 14.5 | | 6.3 | 11.4 | 10.0 | 9.4 | 7.6 | 6.6 | 10.5 | | 3.2 | 4.8 | 3.9 |
| 9.4 | 15.7 | 16.0 | | 5.3 | 11.4 | 10.5 | 8.3 | 6.2 | 2.7 | 6.5 | | 6.9 | 7.5 | 3.4 |
| 3.2 | 9.0 | 8.8 | | 4.0 | 7.3 | 7.8 | 6.8 | 6.4 | 2.2 | 4.0 | | 8.4 | 4.9 | 2.0 |
| 4.6 | 12.0 | 15.5 | | 4.4 | 4.3 | 8.4 | 7.8 | 6.0 | 3.5 | 5.5 | | 7.2 | 8.0 | 5.6 |
| 5.4 | 13.8 | 10.2 | | 3.9 | 5.2 | 4.4 | 3.5 | 5.6 | 4.7 | 9.5 | | 6.6 | 8.7 | 7.4 |
| 4.3 | 11.0 | 11.0 | | 5.0 | 9.5 | 7.8 | 7.2 | 4.6 | 4.0 | 6.5 | | 8.0 | 6.3 | 3.1 |
| 10.2 | 11.4 | 15.3 | | 4.0 | 6.5 | 11.0 | 5.0 | 5.8 | 3.0 | 6.5 | | 3.9 | 4.3 | 3.4 |
| 8.2 | 16.1 | 13.5 | | 6.0 | 7.8 | 6.2 | 5.2 | 6.9 | 2.6 | 7.5 | | 5.5 | 4.9 | 5.8 |
| 7.4 | 15.9 | 10.2 | | 5.1 | 11.0 | 7.2 | 7.0 | 6.0 | 2.4 | 7.4 | | 9.2 | 7.4 | 6.7 |
| 5.9 | 15.3 | 10.2 | | 5.2 | 9.6 | 6.6 | 9.5 | 5.4 | 2.7 | 7.0 | | 6.0 | 7.3 | 6.1 |
| 10.8 | 17.6 | 13.8 | | 5.9 | 11.4 | 7.9 | 10.0 | 6.4 | 3.7 | 6.0 | | 8.4 | 9.5 | 8.2 |
| 4.9 | 14.8 | 23.0 | | 4.0 | 16.5 | 13.5 | 13.2 | 8.0 | 5.7 | 7.5 | | 3.6 | 3.5 | 2.8 |
| 5.1 | 7.8 | 20.5 | | 4.1 | 12.2 | 5.8 | 5.0 | 4.6 | 1.7 | 2.5 | | 6.2 | 9.4 | 7.7 |
| 5.1 | 13.3 | 12.5 | | 5.6 | 9.3 | 7.1 | 10.0 | 7.4 | 3.7 | 4.3 | | 6.0 | 10.5 | 5.0 |
| 4.3 | 16.5 | 10.9 | | 2.8 | 8.6 | 7.6 | 6.4 | 5.4 | 3.2 | 5.7 | | 4.7 | 5.5 | 8.2 |
| 8.2 | 7.0 | 7.5 | | 5.6 | 8.1 | 5.2 | 7.7 | 6.4 | 2.7 | 5.0 | | 10.5 | 8.5 | 7.1 |
| 4.5 | 11.9 | 14.3 | | 5.5 | 9.5 | 5.0 | 5.3 | 5.0 | 2.4 | 2.9 | | 4.9 | 6.8 | 2.6 |
| 5.0 | 13.5 | 13.8 | | 3.8 | 8.4 | 4.3 | 8.0 | 4.1 | 5.5 | 5.3 | | 4.0 | 8.1 | 5.7 |
| 4.4 | 11.3 | 20.3 | | 7.3 | 10.8 | 9.9 | 11.0 | 4.4 | 1.4 | 8.1 | | 5.5 | 2.7 | 1.9 |
| 3.2 | 5.5 | 5.3 | | 5.3 | 4.6 | 4.0 | 4.0 | 5.5 | 2.2 | 3.3 | | 7.4 | 4.4 | 4.9 |
| 4.8 | 12.2 | 10.5 | | 4.9 | 5.0 | 6.2 | 6.0 | 6.0 | 2.7 | 7.8 | | 5.4 | 7.6 | 6.7 |
| 6.6 | 13.6 | 13.1 | | 4.9 | 9.7 | 8.2 | 7.7 | 6.1 | 3.3 | 6.1 | | 5.9 | 6.4 | 5.0 |

**IPERATURA DEL AIRE**
Lufttemperatur

**OCTUBRE 1912**

**Oscilación diaria**
Tägl. Schwankeng

| | | | | | | | | | | | | | | |
|---|---|---|---|---|---|---|---|---|---|---|---|---|---|---|
| 9.4 | 11.7 | 14.6 | | 7.4 | 9.8 | 9.9 | 11.8 | 5.4 | 3.7 | 5.5 | 12.8 | 4.9 | 6.6 | |
| 6.8 | 17.5 | 13.0 | | 5.3 | 15.4 | 9.8 | 10.5 | 6.2 | 3.1 | 6.8 | 13.5 | 3.0 | 5.8 | |
| 14.5 | 24.4 | 14.3 | | 4.2 | 14.0 | 14.9 | 9.4 | 7.8 | 6.1 | 9.2 | 10.0 | 4.0 | 6.9 | |
| 13.1 | 10.2 | 20.9 | | 5.8 | 19.6 | 14.4 | 20.8 | 6.6 | 4.8 | 9.5 | 10.3 | 8.1 | 4.1 | |
| 5.2 | 10.7 | 10.0 | | 4.7 | 11.8 | 9.0 | 9.4 | 7.6 | 5.1 | 8.2 | 14.0 | 5.6 | 6.2 | |
| 5.4 | 10.6 | 12.5 | | 4.3 | 12.6 | 9.5 | 12.7 | 4.8 | 2.5 | 7.5 | 9.6 | 6.5 | 10.2 | |
| 3.0 | 9.0 | 10.3 | | 4.1 | 6.9 | 1.6 | 2.6 | 4.4 | 2.2 | 1.5 | 9.9 | 8.0 | 13.3 | |
| 3.2 | 3.5 | 7.0 | | 5.6 | 5.7 | 5.7 | 6.3 | 3.2 | 1.4 | 3.0 | 10.4 | 3.5 | 8.9 | |
| 5.4 | 9.8 | 9.5 | | 3.2 | 10.4 | 8.0 | 8.0 | 3.3 | 2.6 | 5.0 | 8.2 | 2.9 | 6.4 | |
| 6.5 | 6.3 | 13.0 | | 3.2 | 6.5 | 7.1 | 8.1 | 5.2 | 3.0 | 5.0 | 7.6 | 2.9 | 2.4 | 3.8 |
| 2.7 | 10.0 | 11.8 | | 5.5 | 5.8 | 8.3 | 6.0 | 4.0 | 2.5 | 4.0 | 10.6 | 4.5 | 6.7 | 3.5 |
| | 13.0 | 9.7 | | 7.4 | 6.6 | 4.8 | 5.4 | 3.6 | 3.0 | 5.5 | 10.8 | 6.9 | 11.1 | 6.3 |
| 3.7 | 14.9 | 18.8 | | 5.0 | 7.6 | 7.9 | 9.2 | 4.3 | 3.1 | 7.1 | 10.6 | 6.1 | 9.0 | 6.9 |
| 4.1 | 6.7 | 10.8 | | 4.5 | 4.5 | 5.4 | 7.1 | 5.2 | 2.2 | 4.5 | 11.2 | 5.2 | 7.8 | 5.6 |
| 4.6 | 12.0 | 14.2 | | 4.4 | 5.6 | 9.8 | 10.2 | 5.2 | 2.6 | 6.5 | 12.0 | 8.7 | 11.3 | 6.5 |
| 4.7 | 10.0 | 12.3 | | 6.8 | 7.3 | 4.7 | 5.8 | 4.4 | 4.0 | 6.5 | 12.1 | 4.6 | 8.0 | 6.2 |
| 4.1 | 9.6 | 13.4 | | 6.9 | 6.0 | 5.1 | 7.0 | 7.4 | 3.2 | 5.6 | 11.0 | 4.2 | 7.8 | 4.2 |
| 4.8 | 11.6 | 11.3 | | 6.4 | 8.4 | 4.5 | 6.8 | 4.8 | 3.2 | 5.5 | 8.7 | 4.7 | 11.0 | 4.6 |
| 7.1 | 13.1 | 18.0 | | 7.5 | 7.5 | 5.7 | 4.6 | 5.2 | 1.5 | 3.5 | 9.6 | 7.7 | 13.8 | 9.7 |
| 6.9 | 17.1 | 12.3 | | 7.9 | 13.3 | 9.4 | 8.8 | 3.6 | 1.8 | 3.2 | 8.9 | 5.0 | 7.3 | 5.6 |
| 6.5 | 17.4 | 15.5 | | 4.9 | 13.8 | 14.8 | 9.9 | 5.7 | 1.5 | 5.0 | 8.6 | 8.2 | 14.2 | 7.0 |
| 7.1 | 13.6 | 10.8 | | 5.0 | 6.4 | 7.2 | 7.0 | 8.6 | 3.8 | 6.5 | 12.0 | 5.0 | 9.0 | 4.5 |
| 7.6 | 15.0 | 15.5 | | 3.6 | 11.8 | 9.3 | 7.8 | 6.8 | 5.4 | 8.9 | 10.4 | 9.0 | 9.9 | 7.0 |
| 6.9 | 16.8 | 14.2 | | 5.2 | 14.3 | 8.9 | 7.5 | 7.6 | 5.1 | 8.1 | 11.6 | 7.7 | 7.6 | 6.8 |
| 6.6 | 14.7 | 19.2 | | 3.9 | 15.0 | 12.3 | 5.6 | 8.3 | 3.4 | 8.5 | 10.9 | 3.0 | 7.7 | 6.4 |
| 5.7 | 9.7 | 15.6 | | 5.5 | 10.0 | 8.5 | 5.5 | 5.6 | 4.6 | 8.0 | 6.8 | 9.5 | 9.4 | 5.5 |
| 6.8 | 12.4 | 16.9 | | 4.1 | 5.5 | 4.0 | 5.9 | 4.2 | 2.4 | 2.0 | 9.0 | 7.0 | 9.3 | 8.5 |
| 5.0 | 11.3 | 7.5 | | 7.1 | 3.3 | 5.3 | 2.5 | 4.4 | 5.4 | 5.5 | 9.0 | 4.6 | 6.3 | 5.0 |
| 6.0 | 9.4 | 10.4 | | 7.0 | 6.4 | 4.7 | 5.0 | 5.0 | 5.0 | 6.5 | 10.1 | 5.2 | 7.1 | 6.6 |
| 4.4 | 11.5 | 10.5 | | 4.2 | 8.9 | 8.8 | 10.2 | 7.2 | 3.7 | 9.5 | 7.5 | 5.7 | 6.9 | 3.5 |
| 6.6 | 14.5 | 19.0 | | 8.8 | 12.0 | 7.7 | 9.6 | 7.0 | 2.9 | 7.5 | 8.4 | 5.0 | 9.0 | 5.4 |
| 6.1 | 12.2 | 13.4 | | 5.4 | 9.5 | 8.0 | 8.0 | 5.6 | 3.4 | 6.1 | 10.2 | 5.7 | 8.4 | 5.8 |

## TEMPERATURA DEL AIRE
Lufttemperatur

## NOVIEMBRE 1912

Oscilación d
Tägl. Schwan

| Dia Tag | Arica | Iquique | Antofagasta | Caldera | Pascua | Copiapó | Coquimbo | Ovalle | Los Andes | Valparaíso | Santiago | El Teniente | San Fernando | Talca |
|---|---|---|---|---|---|---|---|---|---|---|---|---|---|---|
| 1 | 11.9 | 9.2 | 11.1 | 2.8 | 7.8 | | 4.3 | 13.3 | 14.6 | 9.5 | 12.6 | 15.9 | 12.3 | 19.0 |
| 2 | 12.2 | 9.0 | 10.7 | 3.4 | 7.9 | | 6.1 | 12.3 | 11.4 | 8.9 | 11.4 | 12.5 | 11.4 | 19.1 |
| 3 | 11.1 | 10.0 | 11.1 | 4.8 | 9.7 | | 9.3 | 18.7 | 18.7 | 9.2 | 17.8 | 15.0 | 12.9 | 15.5 |
| 4 | 12.2 | 10.0 | 11.3 | 5.5 | 6.9 | | 5.8 | 13.2 | 14.2 | 5.5 | 10.7 | 12.6 | 7.5 | 14.0 |
| 5 | 15.0 | 9.8 | 11.4 | 2.9 | 7.0 | | 9.3 | 19.3 | 18.5 | 12.6 | 20.0 | 17.0 | 14.7 | 20.0 |
| 6 | 12.0 | 9.0 | 11.3 | 3.8 | 5.8 | | 8.1 | 17.4 | 19.6 | 11.0 | 20.9 | 15.8 | 15.4 | 16.5 |
| 7 | 10.2 | 7.4 | 11.3 | 4.3 | 4.1 | | 4.5 | 16.9 | 21.3 | 16.7 | 23.0 | 22.3 | 16.8 | 20.6 |
| 8 | 11.0 | 8.8 | 11.2 | 4.6 | 5.5 | | 4.1 | 12.4 | 22.0 | 7.8 | 22.5 | 15.5 | 19.4 | 22.7 |
| 9 | 12.4 | 7.8 | 11.0 | 5.2 | 7.0 | | 5.9 | 12.4 | 21.0 | 7.1 | 19.2 | 15.4 | 18.0 | 21.5 |
| 10 | 13.6 | 9.0 | 11.1 | 6.0 | 6.6 | | 4.8 | 14.1 | 22.9 | 10.2 | 21.9 | 18.0 | 13.0 | 19.5 |
| 11 | 10.8 | 10.0 | 11.1 | 5.1 | 6.2 | | 4.8 | 12.1 | 17.0 | 6.2 | 15.2 | 16.5 | 12.6 | 18.0 |
| 12 | 11.2 | 8.4 | 10.9 | 5.0 | 7.8 | | 4.3 | 12.8 | 17.8 | 10.9 | 14.4 | 12.6 | 10.8 | 20.9 |
| 13 | 12.0 | 8.6 | 10.8 | 6.0 | 8.8 | | 4.1 | 8.6 | 15.9 | 7.4 | 17.2 | 14.5 | 12.4 | 17.5 |
| 14 | 12.0 | 10.2 | 10.8 | 4.0 | 7.9 | | 5.2 | 13.2 | 6.2 | 6.9 | 9.1 | 16.2 | 12.0 | 18.5 |
| 15 | 11.6 | 8.0 | 10.9 | 5.0 | 5.5 | | 7.4 | 21.2 | 20.2 | 10.5 | 20.3 | 19.1 | 15.3 | 17.5 |
| 16 | 13.9 | 10.0 | 11.0 | 5.2 | 5.0 | | 3.9 | 12.2 | 18.0 | 6.5 | 15.8 | 16.3 | 8.6 | 7.3 |
| 17 | 9.0 | 8.2 | 11.1 | 5.4 | 7.0 | | 4.5 | 17.2 | 14.5 | 7.6 | 13.0 | 15.2 | 7.5 | 4.4 |
| 18 | 12.2 | 8.6 | 11.1 | 6.2 | 6.3 | | 8.0 | 16.0 | 18.8 | 7.0 | 14.5 | 14.2 | 11.5 | 11.0 |
| 19 | 11.4 | 8.6 | 11.0 | 5.2 | 6.3 | | 6.5 | 15.6 | 19.2 | 10.1 | 18.9 | 18.5 | 14.2 | 16.5 |
| 20 | 14.7 | 10.4 | 10.9 | 5.6 | 3.4 | | 7.7 | 21.3 | 20.0 | 13.1 | 21.7 | 19.2 | 13.2 | 16.0 |
| 21 | 15.9 | 8.6 | 11.0 | 3.7 | 4.6 | | 5.9 | 18.1 | 21.5 | 14.1 | 24.6 | 18.5 | 16.0 | 18.9 |
| 22 | 16.1 | 11.2 | 10.8 | 5.0 | 7.3 | | 5.8 | 15.3 | 20.2 | 8.2 | 21.9 | 17.0 | 15.1 | 16.6 |
| 23 | 14.0 | 11.4 | 10.7 | 5.3 | 9.3 | | 5.1 | 13.8 | 16.5 | 11.0 | 18.3 | 16.6 | 12.5 | 15.5 |
| 24 | 12.3 | 9.0 | 10.7 | 4.4 | 7.3 | | 5.6 | 16.6 | 23.0 | 14.7 | 24.0 | 19.0 | 18.5 | 22.1 |
| 25 | 13.7 | 8.0 | 10.7 | 5.3 | 4.5 | | 5.6 | 15.3 | 20.2 | 8.8 | 19.7 | 19.3 | 17.1 | 20.3 |
| 26 | 12.6 | 11.8 | 10.7 | 5.0 | 5.7 | | 4.9 | 16.1 | 20.2 | 11.7 | 20.0 | 17.6 | 14.0 | 14.5 |
| 27 | 12.8 | 10.0 | 10.5 | 3.7 | 6.7 | | 5.6 | 17.4 | 15.4 | 9.3 | 16.9 | 13.5 | 11.6 | 11.6 |
| 28 | 12.8 | 8.0 | 10.5 | 5.8 | 5.4 | | 7.0 | 16.6 | 18.8 | 11.0 | 18.1 | 15.4 | 14.3 | 16.5 |
| 29 | 13.6 | 8.4 | 10.6 | 5.6 | 7.1 | | 4.7 | 17.1 | 22.5 | 13.4 | 23.7 | 21.3 | 19.4 | 22.7 |
| 30 | 13.0 | 10.0 | 10.9 | 5.5 | 5.8 | | 6.0 | 17.0 | 21.4 | 7.1 | 21.7 | 18.0 | 19.2 | 21.0 |
| Pro. Mit. | 12.6 | 9.3 | 10.9 | 4.9 | 6.5 | | 5.8 | 15.5 | 18.4 | 9.8 | 18.3 | 16.6 | 13.9 | 17.1 |

## TEMPERATURA DEL AIRE
Lufttemperatur

## DICIEMBRE 1912

Oscilación dia
Tägl. Schwank

| | | | | | | | | | | | | | | |
|---|---|---|---|---|---|---|---|---|---|---|---|---|---|---|
| 1 | 12.4 | 10.0 | 10.5 | | 7.0 | | 5.1 | 13.7 | 20.3 | 5.0 | 19.1 | 16.7 | 17.3 | 21.5 |
| 2 | 11.0 | 7.4 | 10.6 | | 7.3 | | 5.3 | 12.9 | 19.1 | 5.9 | 18.5 | 16.0 | 17.3 | 19.5 |
| 3 | 9.0 | 9.4 | 10.3 | | 5.7 | | 6.1 | 14.9 | 18.5 | 6.7 | 19.4 | 16.5 | 18.0 | 21.7 |
| 4 | 8.0 | 7.6 | 10.1 | | 6.9 | | 5.5 | 13.1 | 16.0 | 4.7 | 16.2 | 16.5 | 15.8 | 13.6 |
| 5 | 9.5 | 8.6 | 10.2 | | 7.2 | | 4.4 | 14.5 | 17.7 | 6.6 | 16.2 | 15.1 | 12.0 | 15.8 |
| 6 | 6.0 | 9.4 | 10.1 | | 6.4 | | 6.5 | 15.8 | 22.5 | 14.1 | 21.4 | 19.4 | 15.6 | 18.7 |
| 7 | 10.0 | 8.2 | 10.1 | | 5.5 | | 4.0 | 14.3 | 19.2 | 8.4 | 19.0 | 15.4 | 17.5 | 19.5 |
| 8 | 10.2 | 9.2 | 9.9 | | 5.9 | | 5.8 | 14.4 | 20.1 | 8.0 | 19.6 | 15.5 | 15.5 | 19.0 |
| 9 | 12.3 | 11.6 | 9.9 | | 8.4 | | 5.6 | 14.7 | 19.4 | 9.1 | 17.8 | 16.8 | 15.3 | 20.0 |
| 10 | 11.2 | 8.8 | 9.9 | | 6.5 | | 6.5 | 17.9 | 19.6 | 10.9 | 19.8 | 15.4 | 14.7 | 18.9 |
| 11 | 11.0 | 10.0 | 10.2 | | 7.7 | | 5.8 | 17.1 | 20.3 | 9.8 | 19.9 | 16.0 | 13.5 | 15.0 |
| 12 | 11.0 | 8.2 | 10.2 | | 7.2 | | 6.0 | 16.8 | 21.1 | 12.2 | 21.6 | 18.7 | 17.4 | 20.5 |
| 13 | 12.0 | 7.2 | 10.1 | | 8.2 | | 5.2 | 15.1 | 19.9 | 11.6 | 21.1 | 15.5 | 15.9 | 19.7 |
| 14 | 11.4 | 7.6 | 9.8 | | 7.0 | | 6.0 | 14.9 | 20.5 | 11.5 | 20.5 | 16.3 | 14.0 | 19.1 |
| 15 | 11.0 | 10.4 | 10.2 | | 5.6 | | 4.9 | 16.1 | 18.5 | 12.9 | 22.1 | 16.6 | 16.8 | 21.5 |
| 16 | 11.4 | 8.0 | 10.4 | | 5.3 | | 4.7 | 11.3 | 21.6 | 14.5 | 24.9 | 19.1 | 18.3 | 17.5 |
| 17 | 10.4 | 9.2 | 10.3 | | 8.1 | | 5.5 | 11.9 | 15.8 | 7.7 | 17.7 | 17.9 | 13.2 | 15.0 |
| 18 | 11.0 | 8.4 | 10.1 | | 3.8 | | 5.6 | 10.3 | 17.3 | 7.1 | 18.1 | 15.4 | 15.7 | 17.5 |
| 19 | 13.0 | 9.0 | 10.2 | | 5.2 | | 5.8 | 15.1 | 17.1 | 6.3 | 18.9 | 16.1 | 12.3 | 15.0 |
| 20 | 12.0 | 10.8 | 10.5 | | 6.0 | | 4.3 | 17.6 | 18.7 | 9.6 | 20.0 | 17.8 | 16.6 | 22.0 |
| 21 | 6.6 | 10.2 | 10.5 | | 6.1 | | 6.7 | 16.2 | 18.5 | 7.8 | 19.0 | 18.5 | 14.7 | 16.9 |
| 22 | 11.0 | 10.6 | 10.4 | | 5.6 | | 5.7 | 20.2 | 18.0 | 6.3 | 18.6 | 17.6 | 17.5 | 19.0 |
| 24 | 10.3 | 14.4 | 10.4 | | 6.1 | | 4.7 | 11.6 | 15.0 | 7.6 | 17.3 | 14.0 | 15.1 | 17.5 |
| 24 | 11.0 | 13.6 | 10.4 | | 5.9 | | 5.2 | 14.8 | 19.3 | 12.6 | 19.4 | 17.3 | 15.0 | 18.0 |
| 25 | 10.4 | 10.6 | 10.7 | | 6.0 | | 6.0 | 13.8 | 18.8 | 10.2 | 20.4 | 16.3 | 16.2 | 20.0 |
| 26 | 11.0 | 10.6 | 10.8 | | 6.9 | | 4.7 | 13.3 | 19.5 | 9.7 | 19.3 | 14.9 | 16.0 | 18.4 |
| 27 | 11.0 | 10.4 | 10.6 | | 7.7 | | 3.6 | 11.6 | 16.9 | 7.0 | 18.7 | 15.2 | 16.0 | 19.9 |
| 28 | 10.3 | 11.4 | 10.9 | | 7.8 | | 6.3 | 13.6 | 13.7 | 5.4 | 11.5 | 17.0 | 8.7 | 7.1 |
| 29 | 11.0 | 11.6 | 10.7 | | 7.8 | | 4.1 | 14.8 | 15.7 | 8.5 | 12.4 | 16.8 | 12.9 | 14.5 |
| 30 | 10.8 | 11.4 | 10.6 | | 5.0 | | 5.1 | 17.9 | 21.0 | 12.6 | 22.1 | 17.1 | 16.6 | 19.0 |
| 31 | 10.8 | 10.8 | 11.1 | | 6.1 | | 4.2 | 15.3 | 20.0 | 8.0 | 21.5 | 15.5 | 19.0 | 23.1 |
| Pro. Mit. | 10.6 | 9.8 | 10.3 | | 6.5 | | 5.3 | 14.7 | 18.7 | 8.9 | 19.1 | 16.2 | 15.5 | 18.2 |

## PERATURA DEL AIRE
Lufttemperatur

## NOVIEMBRE 1912

## Oscilación diaria
Tägl. Schwankeng

| Punta Tumbes | Concepción | Angol | Contulmo | Mocha W | Valdivia | Los Riscos | Puerto Montt | Punta Corona | Huafo | Melinka | Evangelistas | Dungenes | Punta Arenas | San Isidro |
|---|---|---|---|---|---|---|---|---|---|---|---|---|---|---|
| 7.4 | 14.0 | 18.5 | | 8.4 | 12.5 | 10.3 | 8.8 | 4.6 | 4.2 | 4.0 | | 5.4 | 9.8 | 6.0 |
| 6.6 | 13.5 | 14.7 | | 6.2 | 7.1 | 3.3 | 7.1 | 5.8 | 3.8 | 4.0 | | 5.9 | 9.4 | 7.2 |
| 3.7 | 10.0 | 6.8 | | 7.1 | 7.7 | 6.9 | 8.2 | 6.6 | 4.4 | 7.0 | | 6.7 | 9.3 | 8.1 |
| 6.7 | 10.9 | 11.1 | | 4.9 | 13.3 | 9.5 | 9.9 | 5.8 | 4.2 | 8.0 | | 5.9 | 5.5 | 6.1 |
| 2.1 | 14.4 | 11.8 | | 5.0 | 9.5 | 8.1 | 5.8 | 4.6 | 3.0 | 4.5 | | 6.5 | 8.2 | 6.8 |
| 5.6 | 9.5 | 11.3 | | 5.7 | 7.1 | 7.9 | 9.4 | 5.6 | 3.6 | 6.0 | | 5.5 | 4.7 | 2.2 |
| 5.3 | 16.9 | 11.7 | | 4.6 | 16.6 | 11.9 | 7.9 | 5.6 | 3.4 | 5.0 | | 6.9 | 11.0 | 4.6 |
| 6.2 | 17.2 | 21.5 | | 4.0 | 16.6 | 16.2 | 14.5 | 4.6 | 6.4 | 5.1 | | 8.5 | 8.2 | 7.9 |
| 4.0 | 9.7 | 15.5 | | 5.0 | 9.9 | 10.9 | 12.1 | 5.1 | 3.2 | 4.0 | | 7.2 | 8.1 | 8.1 |
| 6.2 | 16.0 | 12.0 | | 3.5 | 11.6 | 8.2 | 8.1 | 5.6 | 5.1 | 8.0 | | 7.1 | 7.8 | 4.8 |
| 5.9 | 15.8 | 13.5 | | 3.7 | 10.1 | 11.3 | 9.4 | 5.4 | 4.1 | 6.0 | | 7.2 | 7.1 | 6.6 |
| 7.0 | 15.4 | 19.5 | | 3.5 | 10.8 | 9.4 | 7.6 | 6.4 | 4.3 | 5.0 | | 6.5 | 10.1 | 6.7 |
| 7.2 | 14.2 | 14.9 | | 4.6 | 8.5 | 4.3 | 3.6 | 6.8 | 2.8 | 6.1 | | 4.2 | 7.2 | 6.9 |
| 5.6 | 15.7 | 12.5 | | 7.0 | 6.8 | 7.5 | 3.9 | 5.6 | 4.3 | 6.5 | | 4.4 | 7.2 | 3.4 |
| 7.5 | 13.5 | 16.3 | | 3.7 | 12.9 | 11.7 | 10.0 | 5.6 | 3.2 | 3.5 | | 5.5 | 9.2 | 4.0 |
| 8.6 | 8.7 | 10.3 | | 5.0 | 8.3 | 3.9 | 4.1 | 3.6 | 3.9 | 7.0 | | 5.0 | 6.5 | 2.4 |
| 2.6 | 5.5 | 6.5 | | 5.0 | 5.4 | 4.3 | 6.9 | 4.1 | 4.9 | 6.0 | | 5.9 | 13.8 | 4.8 |
| 5.5 | 9.5 | 9.5 | | 5.2 | 6.7 | 5.3 | 7.5 | 4.6 | 5.3 | 6.0 | | 5.8 | 11.8 | 2.4 |
| 4.2 | 9.8 | 11.5 | | 5.0 | 7.0 | 5.1 | 6.8 | 5.8 | 3.2 | 5.0 | | 5.0 | 11.8 | 3.5 |
| 7.0 | 13.1 | 11.6 | | 4.8 | 11.9 | 8.1 | 10.9 | 5.7 | 4.1 | 8.9 | | 6.7 | 10.5 | 7.2 |
| 7.0 | 15.0 | 15.0 | | 3.5 | 12.1 | 9.3 | 7.0 | 6.3 | 2.5 | 7.4 | | 7.7 | 11.1 | 6.9 |
| 4.6 | 13.5 | 13.0 | | 4.8 | 6.1 | 7.7 | 7.1 | 5.0 | 1.8 | 5.5 | | 6.1 | 8.1 | 5.9 |
| 5.7 | 13.0 | 16.0 | | 6.0 | 6.3 | 4.3 | 5.6 | 3.6 | 1.8 | 4.0 | | 5.6 | 6.6 | 3.9 |
| 7.1 | 15.5 | 20.3 | | 9.4 | 9.6 | 6.3 | 7.4 | 2.5 | 3.1 | 5.5 | | 9.9 | 6.0 | 4.6 |
| 5.1 | 13.0 | 18.3 | | 5.4 | 5.9 | 2.8 | 4.6 | 7.0 | 4.2 | 4.0 | | 2.5 | 8.3 | 6.4 |
| 5.2 | 7.2 | 12.5 | | 3.7 | 5.2 | 1.1 | 6.5 | 6.6 | 2.6 | 5.4 | | 4.9 | 9.7 | 6.4 |
| 6.0 | 16.0 | 12.0 | | 5.1 | 7.8 | 7.1 | 8.1 | 6.4 | 5.2 | 7.4 | | 4.9 | 10.6 | 4.3 |
| 7.1 | 13.5 | 13.7 | | 3.4 | 13.8 | 10.9 | 8.1 | 6.0 | 4.2 | 8.5 | | 8.1 | 9.3 | 6.0 |
| 7.9 | 22.3 | 17.5 | | 4.0 | 14.8 | 14.0 | 6.5 | 8.1 | 5.2 | 7.0 | | 2.6 | 9.9 | 8.4 |
| 9.0 | 21.1 | 17.0 | | 3.8 | 18.0 | 15.1 | 10.2 | 7.4 | 4.0 | 9.0 | | 6.0 | 9.4 | 3.4 |
| 6.0 | 13.4 | 13.9 | | 5.0 | 10.0 | 8.1 | 7.8 | 5.5 | 3.9 | 5.9 | | 6.0 | 8.9 | 5.5 |

## MPERATURA DEL AIRE
Lufttemperatur

## DICIEMBRE 1912

## Oscilación diaria
Tägl. Schwankeng

| | | | | | | | | | | | | | | |
|---|---|---|---|---|---|---|---|---|---|---|---|---|---|---|
| 8.1 | 10.1 | 20.7 | | 4.6 | 12.5 | 15.1 | 10.2 | 5.3 | 3.3 | 8.0 | | 3.8 | 6.1 | 4.3 |
| 8.8 | 12.3 | 21.8 | | 4.6 | 14.3 | 10.9 | 6.9 | 7.4 | 4.3 | 5.0 | | 3.8 | 3.9 | 6.7 |
| 8.8 | 11.2 | 21.5 | | 6.8 | 11.4 | 9.3 | 11.7 | 6.0 | 3.1 | 7.9 | | 6.6 | 5.2 | 3.9 |
| 7.2 | 12.8 | 19.3 | | 8.2 | 12.1 | 9.7 | 13.9 | 4.4 | 3.8 | 3.4 | | 2.8 | 6.0 | 2.9 |
| 4.4 | 9.9 | 13.5 | | 5.6 | 8.9 | 7.3 | 9.6 | 5.2 | 3.6 | 6.5 | | 5.5 | 10.0 | 6.0 |
| 5.8 | 14.0 | 16.7 | | 6.0 | 14.6 | 12.0 | 11.1 | 3.4 | 1.3 | 3.0 | | 6.6 | 9.7 | 4.8 |
| 6.0 | 14.5 | 13.7 | | 6.9 | 5.6 | 4.9 | 7.3 | 6.9 | 4.6 | 6.5 | | 6.2 | 10.9 | 6.9 |
| 5.7 | 13.0 | 15.0 | | 3.7 | 12.0 | 9.3 | 9.7 | 5.3 | 5.2 | 8.0 | | 3.7 | 7.1 | 5.4 |
| 7.4 | 14.6 | 15.5 | | 9.4 | 12.2 | 6.7 | 8.1 | 4.1 | 4.3 | 6.5 | | 7.8 | 9.3 | 4.9 |
| 8.0 | 13.2 | 12.5 | | 3.9 | 8.3 | 5.3 | 6.8 | 6.7 | 3.9 | 6.0 | | 3.2 | 11.8 | 7.2 |
| 8.0 | 17.0 | 14.7 | | 5.0 | 12.6 | 7.5 | 9.1 | 6.0 | 3.4 | 7.0 | | 4.9 | 7.5 | 5.6 |
| 8.6 | 18.0 | 22.5 | | 8.3 | 9.5 | 7.8 | 10.3 | 4.3 | 4.1 | 5.6 | | 6.0 | 10.8 | 4.6 |
| 8.5 | 14.7 | 14.3 | | 7.8 | 13.2 | 11.3 | 11.8 | 4.1 | 1.3 | 3.0 | | 5.4 | 6.9 | 4.6 |
| 7.0 | 15.2 | 20.5 | | 9.4 | 8.4 | 4.0 | 6.1 | 4.9 | 1.4 | 2.5 | | 6.8 | 9.4 | 3.0 |
| 6.8 | 16.8 | 13.0 | | 5.3 | 5.1 | 9.0 | 5.1 | 4.4 | 2.2 | 4.0 | | 5.3 | 7.6 | 4.9 |
| 5.2 | 14.0 | 18.3 | | 7.7 | 5.6 | 5.7 | 8.1 | 4.8 | 2.9 | 6.6 | | 5.2 | 7.1 | 2.5 |
| 6.0 | 16.6 | 13.5 | | 6.5 | 16.1 | 10.9 | 7.2 | 7.4 | 4.7 | 8.4 | | 6.9 | 8.0 | 2.6 |
| 7.0 | 13.0 | 18.8 | | 6.8 | 11.0 | 8.0 | 8.9 | 5.4 | 3.2 | 5.5 | | 4.4 | 7.9 | 7.6 |
| 6.5 | 17.5 | 14.8 | | 5.1 | 12.0 | 7.5 | 7.3 | 5.2 | 3.6 | 6.4 | | 5.9 | 7.6 | 4.0 |
| 9.4 | 23.7 | 16.3 | | 3.9 | 16.8 | 13.9 | 7.5 | 5.0 | 1.2 | 7.0 | | 7.5 | 9.4 | 4.3 |
| 9.6 | 21.7 | 14.5 | | 4.9 | 13.9 | 11.6 | 9.6 | 5.4 | 1.9 | 4.0 | | 5.2 | 9.5 | 6.5 |
| 4.0 | 9.0 | 18.8 | | 7.3 | 9.0 | 8.3 | 10.0 | 3.6 | 2.2 | 3.9 | | 4.1 | 11.8 | 5.6 |
| 5.6 | 9.1 | 11.8 | | 6.0 | 5.5 | 5.8 | 7.1 | 6.2 | 4.0 | 5.1 | | 5.0 | 8.6 | 5.4 |
| 6.6 | 14.4 | 14.0 | | 4.4 | 11.0 | 7.9 | 7.1 | 4.6 | 1.8 | 6.0 | | 6.0 | 10.4 | 7.0 |
| 7.2 | 16.4 | 16.0 | | 6.0 | 11.4 | 10.6 | 12.2 | 5.0 | 3.8 | 4.4 | | 5.0 | 8.3 | 6.0 |
| 7.3 | 16.5 | 16.5 | | 5.3 | 9.4 | 8.9 | 6.5 | 4.1 | 2.9 | 4.0 | | 4.6 | 8.2 | 3.8 |
| 7.4 | 15.4 | 18.7 | | 5.4 | 8.0 | 9.4 | 8.4 | 4.4 | 3.8 | 6.5 | | 4.6 | 9.4 | 5.2 |
| 5.0 | 11.7 | 13.8 | | 5.7 | 8.3 | 7.0 | 7.8 | 3.9 | 2.4 | 5.5 | | 4.5 | 8.5 | 4.8 |
| 2.6 | 9.6 | 11.5 | | 4.6 | 6.6 | 4.1 | 4.4 | 4.7 | 3.7 | 6.0 | | 5.7 | 9.0 | 6.3 |
| 6.5 | 16.7 | 21.0 | | 5.2 | 9.8 | 6.5 | 8.7 | 7.0 | 3.7 | 8.0 | | 6.2 | 13.5 | 9.4 |
| 7.3 | 17.9 | 25.4 | | 5.1 | 15.8 | 15.8 | 9.8 | 8.4 | 5.8 | 12.6 | | 7.5 | 12.1 | 6.8 |
| 6.8 | 14.5 | 16.7 | | 6.0 | 10.7 | 8.8 | 8.7 | 5.2 | 3.3 | 5.9 | | 5.4 | 8.8 | 5.2 |

**NEBULOSIDAD**
Bewölkung

**ENERO 1912**

**Promedio diario** $\left(\frac{7a+2p}{3}\right)$
Tägl. Mitt.

| Dia / Tag | Arica | Iquique | Antofagasta | Caldera | Paseua | Copiapó | Coquimbo | Ovalle | Los Andes | Valparaiso | Santiago | El Teniente | San Fernando | Talca |
|---|---|---|---|---|---|---|---|---|---|---|---|---|---|---|
| 1 | 0.0 | 0.0 | 2.0 | 3.3 | 6.3 | 1.7 | 2.0 | | 0.3 | 0.3 | 0.7 | 2.0 | 0.7 | 1.0 |
| 2 | 2.3 | 9.3 | 2.3 | 4.0 | 6.7 | 3.3 | 9.0 | | 8.3 | 7.7 | 8.7 | 6.0 | 5.7 | 3.7 |
| 3 | 5.7 | 8.7 | 3.3 | 2.0 | 6.3 | 2.0 | 4.3 | | 3.0 | 0.7 | 2.3 | 4.3 | 3.7 | 2.3 |
| 4 | 5.3 | 6.7 | 3.7 | 4.0 | 4.7 | 3.3 | 1.3 | | 0.3 | 0.7 | 0.7 | 0.3 | 0.0 | 0.0 |
| 5 | 5.0 | 4.0 | 2 7 | 6.7 | 7.0 | 0.0 | 3.3 | | 0.0 | 0.0 | 0.0 | 0.0 | 0.0 | 0.0 |
| 6 | 6.7 | 10.0 | 3.3 | 6.7 | 2.0 | 0.0 | 0.0 | | 0.0 | 0.0 | 0.0 | 0.0 | 0.0 | 0.0 |
| 7 | 8.0 | 10.0 | 3.7 | 6.7 | 6.7 | | 5.0 | | 1.0 | 3.0 | 2.3 | 1.0 | 3.0 | 7.3 |
| 8 | 8.0 | 6.7 | 2.7 | 5.3 | 5.0 | 1.7 | 2.7 | | 0.3 | 0.3 | 0.7 | 0.3 | 0.3 | 0.7 |
| 9 | 9.7 | 3.3 | 3.0 | 10.0 | 4.7 | 3.3 | 6.7 | | 0.3 | 0.3 | 0.7 | 1.0 | 0.3 | 0.7 |
| 10 | 9.3 | 7.3 | 2.7 | 3.3 | 3.7 | 3.3 | 6.3 | | 0.3 | 4.0 | 0.3 | 1.7 | 0.3 | 0.0 |
| 11 | 7.0 | 4.0 | 3.3 | 3.3 | 3.7 | 3.3 | 4.3 | | 1.0 | 6.3 | 4.0 | 2.3 | 10.0 | 7.3 |
| 12 | 5.7 | 4.0 | 3.3 | 0.0 | 7.0 | | 0.0 | | 0.3 | 0.7 | 0.7 | 0.3 | 0.0 | 0.7 |
| 13 | 7.7 | 6.7 | 3.3 | 9.0 | 6.0 | | 4.7 | | 0.3 | 9.7 | 0.7 | 0.3 | 0.0 | 0.0 |
| 14 | 6.7 | 10.0 | 2.7 | 7.0 | 5.7 | 3.3 | 10.0 | | 0.3 | 10.0 | 1.7 | 1.0 | 0.0 | 0.0 |
| 15 | 7.0 | 10.0 | 3.0 | 6.7 | 5.7 | 3.3 | 3.3 | | 3.7 | 4.0 | 3.7 | 0.7 | 6.7 | 4.3 |
| 16 | 7.3 | 10.0 | 3.7 | 3.3 | 5.0 | 1.3 | 1.0 | | 0.3 | 10.0 | 0.7 | 0.3 | 6.3 | 0.7 |
| 17 | 5.3 | 10.0 | 1.7 | 3.3 | 4.7 | 3.3 | 3.3 | | 0.3 | 4.0 | 3.7 | 2.7 | 0.0 | 0.0 |
| 18 | 7.3 | 6.7 | 3.0 | 6.7 | 6.3 | 2.7 | 5.0 | | 0.3 | 0.7 | 0.7 | 2.7 | 0.3 | 0.0 |
| 19 | 0 0 | 3.3 | 2.3 | 8.3 | 7.7 | 3.3 | 3.3 | | 0.3 | 0.7 | 0.7 | 3.7 | 0.7 | 1.3 |
| 20 | 3.3 | 3.3 | 3.0 | 6.7 | 2.0 | 2.7 | 3.3 | | 0.3 | 0.3 | 0.3 | 0.3 | 0.0 | 0.7 |
| 21 | 5.3 | 6.7 | 2.3 | 9.3 | 3.7 | 3.3 | 3.3 | | 0.0 | 0.0 | 0.3 | 0.0 | 0.0 | 0.0 |
| 22 | 6.3 | 1.3 | 3.0 | 8.3 | 3.0 | 4.0 | 3.3 | | 0.0 | 0.3 | 0.7 | 0.0 | 0.0 | 0.7 |
| 23 | 7.3 | 2.0 | 2.3 | 9.0 | 7.3 | 4.3 | 5.0 | | 0.3 | 3.7 | 1.0 | 0.0 | 0.0 | 0.0 |
| 24 | 7.7 | 3.3 | 3.0 | 6.7 | 6.3 | 3.3 | 4.3 | | 0.0 | 4.0 | 1.7 | 0.3 | 0.0 | 0.0 |
| 25 | 8.0 | 3.3 | 3.0 | 6.7 | 4.0 | 3.3 | 3.3 | | 1.7 | 3.7 | 0.7 | 1.3 | 0.0 | 0.0 |
| 26 | 5.0 | 5.3 | 2.7 | 10.0 | 2.7 | 3.3 | 5.0 | 0.0 | 0.7 | 0.3 | 0.3 | 0.7 | 0.0 | 0.0 |
| 27 | 5.7 | 7.3 | 2.7 | 10.0 | 5.7 | 4.7 | 4.7 | 3.3 | 0.3 | 2.7 | 1.0 | 0.7 | 0.3 | 0.7 |
| 28 | 8.7 | 10.0 | 3.0 | 3.3 | 1.7 | 3.3 | 8.3 | 3.7 | 0.3 | 4.0 | 0.7 | 0.3 | 0.0 | 0.0 |
| 29 | 3.3 | 3.3 | 2.7 | 3.3 | 5.3 | 3.3 | 4.7 | 3.7 | 0.7 | 10.0 | 1.0 | 1.7 | 0.0 | 3.7 |
| 30 | 0.0 | 2.0 | 3.3 | 0.0 | 3.3 | 0.0 | 0.0 | 0.0 | 1.0 | 3.7 | 3.7 | 0.3 | 3.3 | 0.0 |
| 31 | 6.3 | 6.7 | 2.7 | 4.0 | 6.3 | 3.3 | 1.3 | 0.0 | 0.3 | 3.7 | 1.3 | 3.3 | 0.0 | 1.0 |
| **Pro. Mit.** | 6 0 | 6.0 | 2.9 | 5.7 | 5.0 | 2.7 | 3.9 | | 0.9 | 3.2 | 1.5 | 1.3 | 1.3 | 1.2 |

**NEBULOSIDAD**
Bewölkung

**FEBRERO 1912**

**Promedio diario** $\left(\frac{7a+2p}{3}\right)$
Tägl. Mitt.

| | | | | | | | | | | | | | | |
|---|---|---|---|---|---|---|---|---|---|---|---|---|---|---|
| 1 | 4.7 | 6.7 | 3.7 | 0.0 | 4.7 | 0.0 | 0.0 | 0.0 | 0.0 | 0.0 | 0.3 | 0.7 | 0.0 | 0.0 |
| 2 | 8.0 | 10.0 | 3.0 | 7.3 | 8.7 | 3.3 | 3.3 | 2.7 | 0.3 | 0.3 | 0.3 | 1.7 | 0.0 | 0.7 |
| 3 | 6.7 | 9.3 | 4.0 | 6.7 | 5.3 | 3.3 | 3.0 | 2.0 | 0.0 | 0.0 | 0.3 | 0.0 | 0.0 | 0.0 |
| 4 | 6.7 | 10.0 | 2.3 | 10.0 | 4.3 | 3.3 | 6.7 | 1.7 | 0.3 | 0.0 | 0.3 | 0.3 | 2.0 | 3.3 |
| 5 | 0.0 | 1.3 | 3.3 | 3.3 | 4.7 | 3.3 | 4.3 | 3.3 | 10 0 | 3.0 | 8.0 | 9.7 | 8.3 | 7.7 |
| 6 | 0.0 | 0.0 | 3.0 | 0.0 | 3.7 | 0.0 | 2.3 | 0.3 | 5.7 | 2.0 | 2.0 | 6.0 | 2.3 | 6.3 |
| 7 | 3.3 | 6.0 | 3.0 | 3.3 | 5.7 | 0.0 | 0.0 | 0.0 | 0.3 | 0.3 | 0.3 | 0.3 | 0.3 | 2.0 |
| 8 | 1.3 | 3.3 | 3.3 | 9.3 | 2.3 | 0.7 | 6.0 | 5.0 | 10.0 | 8.3 | 9.3 | 6.7 | 6.7 | 9.0 |
| 9 | 3.3 | 3.3 | 4.3 | 3.3 | 4.3 | 3.3 | 5.0 | 4.0 | 10.0 | 8.0 | 8.0 | 5.0 | 3.0 | 2.3 |
| 10 | 8.3 | 9.3 | 3.3 | 6.0 | 2.3 | 0.0 | 1.7 | 1.0 | 6.3 | 5.7 | 6.7 | 2.0 | 0.0 | 0.0 |
| 11 | 6.7 | 6.7 | 4.7 | 8.0 | 3.0 | 1.7 | 10.0 | 4.0 | 3.0 | 8.7 | 6.3 | 1.3 | 1.0 | 5.3 |
| 12 | 3.3 | 7.3 | 3.7 | 10.0 | 3.0 | 2.7 | 6.7 | 1.3 | 6.3 | 6.7 | 6.0 | 5.0 | 4.7 | 6.0 |
| 13 | 4.7 | 3.3 | 4.0 | 7.0 | 4.0 | 3.3 | 0.0 | 2.0 | 3.7 | 3.0 | 4.3 | 1.3 | 3.7 | 2.7 |
| 14 | 3.3 | 3.3 | 3.0 | 10.0 | 3.7 | 3.3 | 4.7 | 2.0 | 0.7 | 0.0 | 0.7 | 0.7 | 0.0 | 0.0 |
| 15 | 5.3 | 6.7 | 3.3 | 10.0 | 3.3 | 3.3 | 6.7 | 3.0 | 0.3 | 0.3 | 0.7 | 0.0 | 0.0 | 0.0 |
| 16 | 6.7 | 3.3 | 3.0 | 3.3 | 3.0 | 3.3 | 6.7 | 4.0 | 0.3 | 4.0 | 1.0 | 0.3 | 0.0 | 0.3 |
| 17 | 3.3 | 0.0 | 3.0 | 3.3 | 4.0 | 3.3 | 6.7 | 4.0 | 0.7 | 4.0 | 1.0 | 1.7 | 0.7 | 2.0 |
| 18 | 0.0 | 6.7 | 3.7 | 3.0 | 5.7 | 0.0 | 5.0 | 4.0 | 1.7 | 3.7 | 2.0 | 1.3 | 0.0 | 1.7 |
| 19 | 3.3 | 0.0 | 2.3 | 6.7 | 6.3 | 3.3 | 5.0 | 1.0 | 0.7 | 0.3 | 0.3 | 0.3 | 0.0 | 0.0 |
| 20 | 3.3 | 3.3 | 3.3 | 10.0 | 2.7 | 3.3 | 4.7 | 0.3 | 0.3 | 0.0 | 0.3 | 0.0 | 0.0 | 0.0 |
| 21 | 2.0 | 3.3 | 2.7 | 3.3 | 2.0 | 0.0 | 6.7 | 4.0 | 0.0 | 3.0 | 0.0 | 0.0 | 0.0 | 0.0 |
| 22 | 2.7 | 6.0 | 4.0 | 0.0 | 2.3 | 0.3 | 1.7 | 3.0 | 0.3 | 3.7 | 0.3 | 0.0 | 0.0 | 0.0 |
| 23 | 0.0 | 0.0 | 2.3 | 0.0 | 6.0 | 0.3 | 3.3 | 2.0 | 0.7 | 9.7 | 0.3 | 0.7 | 0.3 | 0.0 |
| 24 | 0.0 | 0.0 | 3.3 | 2.7 | 7.0 | 1.3 | 8.0 | 3.3 | 0.7 | 9.3 | 1.0 | 0.7 | 0.0 | 0.0 |
| 25 | 3.3 | 0.0 | 3.0 | 0.3 | 7.0 | 0.3 | 10.0 | 6.0 | 0.3 | 6.7 | 3.3 | 0.7 | 3.7 | 0.0 |
| 26 | 6.7 | 3.3 | 3.0 | 3.3 | 4.7 | 3.3 | 5.3 | 3 3 | 3.7 | 2.7 | 1.0 | 0.3 | 0.0 | 0.0 |
| 27 | 3.3 | 3.3 | 3.0 | 3.3 | 4.7 | 3.3 | 4.3 | 3.0 | 0.3 | 3.7 | 4.3 | 4.3 | 5.3 | 3.0 |
| 28 | 5.3 | 0.7 | 3.3 | 3.3 | 6.0 | 0.0 | 1.7 | 0.7 | 0.0 | 0.3 | 4.3 | 0.3 | 3.3 | 0.7 |
| 29 | 3.3 | 0.0 | 3.0 | 3.3 | 7.7 | 3.3 | 5.0 | 2.0 | 0.0 | 0.3 | 0.0 | 0.0 | 0.0 | 0.0 |
| **Pro. Mit.** | 3.8 | 4.0 | 3.2 | 4.7 | 4.5 | 2.0 | 4.6 | 2.5 | 2.3 | 3.4 | 2.5 | 1.8 | 1.6 | 1.8 |

BULOSIDAD
Bewölkung

## ENERO 1912

**Promedio diario** $\left(\frac{7a+2p+9p}{3}\right)$
Tägl. Mitt.

| Punta Tumbes | Concepción | Angol | Contulmo | Mocha W | Valdivia | Puerto Varas | Puerto Montt | Punta Corona | Huafo | Melinka | Evangelistas | Dungenes | Punta Arenas | San Isidro |
|---|---|---|---|---|---|---|---|---|---|---|---|---|---|---|
| 3.3 | 4.7 | 0.0 | 3.3 | 10.0 | 10.0 | 10.0 | 10.0 | 10.0 | 4.7 | | 10.0 | 10.0 | 10.0 | |
| 4.3 | 5.0 | 0.0 | 3.3 | 6.0 | 5.3 | 6.0 | 6.3 | 2.7 | 7.3 | | 7.0 | 9.0 | 10.0 | |
| 0.0 | 1.3 | 0.0 | 3.0 | 2.7 | 7.7 | 7.7 | 8.0 | 2.7 | 7.3 | | 8.7 | 9.3 | 8.3 | |
| 9.3 | 0.7 | 2.0 | 7.3 | 7.7 | 8.3 | 7.0 | 5.0 | 5.0 | 5.3 | | 6.3 | 7.3 | 9.7 | |
| 0.0 | 0.0 | 0.0 | 1.7 | 0.0 | 4.0 | 3.3 | 2.7 | 4.3 | 7.3 | | 9.3 | 7.7 | 9.0 | |
| 0.0 | 0.0 | 0.0 | 0.3 | 0.0 | 2.3 | 4.3 | 5.0 | 0.3 | 8.0 | | 8.0 | 9.0 | 6.7 | |
| 6.7 | 5.3 | 5.3 | 6.3 | 9.0 | 6.7 | 4.0 | 6.7 | 3.7 | 3.3 | | 8.0 | 4.7 | 3.7 | |
| 0.0 | 0.0 | 0.0 | 0.0 | 0.0 | 0.0 | 1.0 | 1.7 | 0.3 | 6.0 | | 9.3 | 6.7 | 8.3 | |
| 0.0 | 0.0 | 0.0 | 0.0 | 0.0 | 1.3 | 2.7 | 3.7 | 0.0 | 5.3 | | 10.0 | 6.7 | 9.3 | |
| 3.3 | 3.7 | 0.0 | 0.7 | 3.3 | 0.3 | 6.7 | 9.0 | 2.3 | 10.0 | | 9.3 | 6.7 | 8.3 | |
| 2.7 | 4.3 | 0.0 | 1.7 | 8.3 | 4.7 | 6.3 | 8.3 | 10.0 | 9.3 | | 9.0 | 7.3 | 5.3 | |
| 3.3 | 0.0 | 0.0 | 0.0 | 0.0 | 5.3 | 3.7 | 2.3 | 0.3 | 3.3 | | 10.0 | 8.0 | 7.3 | |
| 0.0 | 0.0 | 0.0 | 0.0 | 3.3 | 0.0 | 0.3 | 0.7 | 0.0 | 9.3 | | 9.0 | 4.7 | 6.0 | |
| 6.7 | 1.7 | 0.0 | 0.0 | 10.0 | 0.3 | 3.7 | 3.7 | 0.3 | 10.0 | | 9.7 | 7.7 | 7.0 | |
| 10.0 | 7.7 | 0.0 | 6.0 | 10.0 | 0.7 | 6.0 | 6.0 | 6.0 | 10.0 | | 8.7 | 4.0 | 3.0 | |
| 6.0 | 2.3 | 0.0 | 6.0 | 5.0 | 9.0 | 8.0 | 7.7 | 4.0 | 3.3 | | 8.3 | 8.0 | 5.7 | |
| 2.3 | 1.3 | 3.0 | 3.3 | 0.0 | 2.3 | 4.7 | 5.3 | 0.0 | 8.0 | | 10.0 | 9.3 | 9.7 | |
| 1.0 | 0.7 | 0.0 | 2.0 | 3.3 | 3.7 | 7.3 | 7.0 | 6.7 | 7.3 | | 9.7 | 9.0 | 8.0 | |
| 6.0 | 8.3 | 10.0 | 10.0 | 6.0 | 6.7 | 8.0 | 7.3 | 2.7 | 4.7 | | 7.7 | 8.7 | 6.3 | |
| 0.0 | 0.0 | 0.0 | 2.7 | 1.7 | 3.0 | 8.3 | 3.7 | 8.3 | 5.3 | | 8.3 | 8.0 | 8.7 | |
| 0.0 | 0.0 | 0.0 | 0.0 | 0.0 | 3.3 | 5.7 | 8.0 | 6.7 | 7.3 | | 9.7 | 6.7 | 9.0 | |
| 2.0 | 0.0 | 0.0 | 0.0 | 0.0 | 6.7 | 6.0 | 6.3 | 10.0 | 6.7 | | 10.0 | 8.7 | 5.0 | |
| 0.7 | 2.7 | 0.0 | 0.3 | 2.7 | 4.3 | 4.7 | 4.3 | 3.3 | 8.0 | | 9.0 | 4.0 | 4.3 | |
| 0.3 | 0.0 | 0.0 | 1.3 | 0.0 | 7.3 | 7.0 | 6.7 | 3.3 | 5.3 | | 7.3 | 4.0 | 5.3 | |
| 0.7 | 0.0 | 0.0 | 1.3 | 0.0 | 1.3 | 1.7 | 2.0 | 0.0 | 4.7 | | 9.0 | 7.7 | 6.0 | |
| 0.0 | 0.0 | 0.0 | 0.0 | 0.0 | 2.0 | 1.3 | 3.0 | 0.0 | 2.7 | | 10.0 | 8.7 | 8.3 | |
| 0.0 | 0.0 | 0.0 | 1.3 | 0.0 | 5.0 | 4.3 | 5.0 | 0.0 | 7.3 | | 10.0 | 8.3 | 9.3 | |
| 0.0 | 0.0 | 0.0 | 0.0 | 10.0 | 9.3 | 10.0 | 10.0 | 10.0 | 8.7 | | 8.7 | 6.3 | 2.3 | |
| 2.7 | 0.7 | 1.3 | 4.3 | 9.3 | 9.3 | 9.7 | 10.0 | 0.0 | 6.7 | | 9.7 | 9.7 | 8.3 | |
| 0.7 | 0.7 | 1.0 | 3.7 | 6.7 | 2.7 | 1.3 | 1.0 | 0.0 | 6.7 | | 10.0 | 8.3 | 6.7 | |
| 4.0 | 8.0 | 6.0 | 4.3 | 8.3 | 6.3 | 6.7 | 7.0 | 1.7 | 9.3 | | 9.3 | 10.0 | 6.7 | |
| 2.1 | 1.9 | 0.9 | 2.4 | 4.0 | 4.5 | 5.4 | 5.6 | 3.4 | 6.8 | | 9.0 | 7.6 | 7.1 | |

BULOSIDAD
Bewölkung

## FEBRERO 1912

**Promedio diario** $\left(\frac{7a+2p+9p}{3}\right)$
Tägl. Mitt.

| | | | | | | | | | | | | | | |
|---|---|---|---|---|---|---|---|---|---|---|---|---|---|---|
| 6.7 | 0.0 | 1.0 | 5.7 | 10.0 | 9.3 | 7.7 | 9.7 | 5.0 | 8.0 | | 8.0 | 2.7 | 6.0 | 8.0 |
| 0.0 | 0.3 | 2.7 | 4.7 | 6.0 | 9.0 | 8.7 | 9.3 | 0.0 | 6.0 | | 9.0 | 9.3 | 9.3 | 9.3 |
| 0.0 | 0.0 | 1.0 | 3.0 | 2.3 | 4.0 | 7.7 | 8.3 | 5.0 | 8.7 | | 9.3 | 5.3 | 7.7 | 8.3 |
| 6.0 | 0.0 | 6.0 | 6.7 | 9.3 | 9.0 | 8.7 | 10.0 | 6.0 | 8.0 | | 10.0 | 10.0 | 10.0 | 10.0 |
| 3.0 | 0.7 | 5.3 | 2.3 | 5.0 | 9.0 | 9.0 | 9.7 | 10.0 | 8.0 | | 7.7 | 6.7 | 5.7 | 9.3 |
| 6.0 | 8.0 | 3.0 | 8.0 | 10.0 | 7.7 | 10.0 | 10.0 | 10.0 | 7.3 | | 8.0 | 6.7 | 6.0 | 5.7 |
| 4.0 | 4.3 | 3.0 | 4.3 | 6.7 | 9.7 | 8.3 | 8.7 | 10.0 | 8.7 | | 10.0 | 9.0 | 10.0 | 10.0 |
| 9.3 | 5.0 | 5.0 | 10.0 | 10.0 | 9.7 | 10.0 | 10.0 | 10.0 | 9.3 | | 8.7 | 7.0 | 8.7 | 9.7 |
| 3.3 | 2.3 | 3.3 | 3.0 | 3.3 | 5.7 | 6.0 | 6.0 | 10.0 | 6.7 | | 8.3 | 5.3 | 6.3 | 8.3 |
| 0.0 | 0.0 | 0.0 | 1.0 | 0.0 | 0.7 | 0.7 | 2.7 | 0.0 | 6.0 | | 9.7 | 7.0 | 4.7 | 8.0 |
| 6.0 | 6.0 | 0.0 | 1.7 | 0.0 | 1.3 | 5.0 | 3.7 | 0.0 | 2.0 | | 8.7 | 4.7 | 6.7 | 8.7 |
| 4.0 | 3.7 | 1.7 | 8.0 | 8.3 | 9.0 | 5.7 | 7.0 | 6.7 | 6.7 | | 9.3 | 3.3 | 6.7 | 8.0 |
| 4.0 | 4.7 | 4.7 | 3.0 | 9.3 | 9.0 | 9.3 | 10.0 | 10.0 | 10.0 | | 7.3 | 5.7 | 5.7 | 8.0 |
| 0.0 | 1.3 | 0.0 | 3.3 | 4.0 | 5.3 | 9.3 | 7.0 | 10.0 | 10.0 | | 9.3 | 6.0 | 7.0 | 10.0 |
| 0.0 | 0.0 | 1.3 | 3.7 | 8.3 | 6.7 | 7.0 | 6.7 | 10.0 | 4.0 | | 10.0 | 7.7 | 7.3 | 9.0 |
| 0.0 | 0.0 | 0.0 | 0.3 | 0.0 | 6.7 | 4.7 | 5.7 | 3.3 | 6.7 | | 8.0 | 8.0 | 8.7 | 7.0 |
| 0.7 | 1.3 | 1.0 | 4.0 | 6.7 | 8.0 | 8.7 | 9.0 | 10.0 | 7.3 | | 9.7 | 9.7 | 10.0 | 6.7 |
| 0.0 | 0.0 | 0.0 | 4.3 | 3.3 | 4.7 | 5.7 | 4.7 | 10.0 | 3.3 | | 6.7 | 3.7 | 5.7 | 8.0 |
| 0.7 | 0.7 | 0.0 | 0.0 | 0.7 | 1.3 | 1.3 | 0.7 | 0.0 | 6.0 | | 10.0 | 7.7 | 10.0 | 7.7 |
| 0.0 | 0.0 | 0.0 | 0.0 | 0.0 | 0.3 | 5.3 | 9.0 | 10.0 | 10.0 | | 10.0 | 7.7 | 6.3 | 9.3 |
| 0.0 | 0.0 | 0.0 | 0.0 | 10.0 | 2.7 | 6.7 | 8.3 | 0.0 | 8.7 | | 6.7 | 5.7 | 3.0 | 7.3 |
| 0.0 | 0.0 | 0.0 | 0.0 | 3.3 | 2.0 | 2.7 | 3.7 | 0.0 | 4.7 | | 9.7 | 5.7 | 3.7 | 8.3 |
| 6.7 | 1.7 | 0.0 | 0.0 | 0.0 | 0.0 | 2.3 | 1.7 | 0.0 | 8.0 | | 10.0 | 7.0 | 8.0 | 7.7 |
| 10.0 | 9.0 | 0.0 | 0.0 | 8.3 | 4.3 | 4.3 | 9.0 | 10.0 | 10.0 | | 10.0 | 5.3 | 10.0 | 10.0 |
| 6.0 | 2.7 | 0.0 | 0.0 | 10.0 | 10.0 | 9.0 | 8.3 | 10.0 | 6.7 | | 8.3 | 3.7 | 5.7 | 6.3 |
| 9.7 | 6.7 | 10.0 | 7.0 | 10.0 | 8.7 | 7.7 | 6.3 | 3.3 | 4.7 | | 9.0 | 6.0 | 6.3 | 8.3 |
| 7.3 | 7.3 | 6.3 | 8.7 | 10.0 | 6.3 | 3.7 | 4.7 | 0.0 | 6.0 | | 9.0 | 6.0 | 5.3 | 5.3 |
| 0.7 | 0.0 | 1.3 | 0.3 | 0.0 | 2.3 | 4.0 | 3.0 | 0.0 | 3.3 | | 10.0 | 6.3 | 6.0 | 9.7 |
| 0.0 | 0.0 | 0.0 | 0.0 | 6.7 | 2.7 | 7.7 | 9.0 | 0.0 | 10.0 | | 7.0 | 2.3 | 3.0 | 7.7 |
| 3.2 | 2.3 | 1.9 | 3.2 | 5.6 | 5.7 | 6.4 | 6.9 | 5.8 | 7.1 | | 8.8 | 6.2 | 6.9 | 8.3 |

**NEBULOSIDAD**
Bewölkung

## MARZO 1912

**Promedio diario** $\left(\frac{7a+2p+}{3}\right.$
Tägl. Mitt.

| Dia<br>Tag | Arica | Iquique | Antofagasta | Caldera | Pascua | Copiapó | Coquimbo | Ovalle | Los Andes | Valparaiso | Santiago | El Teniente | San Fernando | Talca |
|---|---|---|---|---|---|---|---|---|---|---|---|---|---|---|
| 1 | 4.3 | 3.3 | 3.0 | 3.3 | 4.3 | 3.3 | 3.3 | 3.3 | 0.0 | 2.3 | 0.0 | 0.0 | 0.0 | 0.0 |
| 2 | 0.0 | 3.3 | 3.0 | 3.3 | 8.0 | 3.3 | 6.7 | 4.3 | 0.0 | 10.0 | 0.0 | 0.0 | 0.0 | 3.3 |
| 3 | 0.0 | 5.3 | 2.7 | 2.7 | 9.7 | | 0.0 | 0.3 | 0.0 | 0.7 | 2.3 | 2.7 | 3.7 | 4.3 |
| 4 | 4.0 | 0.0 | 3.3 | 0.0 | 8.3 | 0.0 | 1.7 | 1.7 | 7.0 | 5.0 | 4.0 | 6.3 | 1.3 | 2.3 |
| 5 | 3.0 | 8.7 | 3.3 | 6.7 | 9.0 | 0.0 | 3.3 | 0.7 | 3.7 | 7.3 | 2.7 | 2.0 | 0.0 | 0.0 |
| 6 | 0.0 | 3.3 | 3.0 | 3.3 | 8.7 | 3.3 | 7.3 | 3.3 | 0.0 | 10.0 | 0.0 | 0.7 | 0.0 | 1.0 |
| 7 | 3.3 | 4.7 | 2.3 | 3.3 | 3.7 | 3.3 | 8.3 | 4.0 | 0.3 | 10.0 | 3.7 | 0.3 | 3.3 | 3.3 |
| 8 | 5.3 | 0.7 | 3.3 | 6.7 | 4.7 | 3.3 | 9.3 | 3.3 | 0.3 | 10.0 | 0.3 | 0.0 | 0.0 | 0.0 |
| 9 | 3.7 | 2.7 | 2.7 | 6.7 | 1.0 | 0.7 | 4.3 | 3.7 | 0.0 | 6.7 | 0.3 | 0.3 | 4.0 | 0.0 |
| 10 | 3.3 | 6.7 | 3.7 | 3.3 | 5.0 | 3.3 | 10.0 | 5.3 | 2.7 | 10.0 | 4.0 | 2.7 | 5.0 | 5.0 |
| 11 | 0.0 | 4.7 | 2.3 | 3.3 | 5.0 | 3.3 | 3.3 | 4.7 | 5.7 | 6.7 | 8.3 | 3.0 | 6.7 | 6.7 |
| 12 | 1.3 | 2.7 | 2.7 | 1.0 | 7.7 | 0.0 | 0.0 | 0.0 | 4.7 | 3.7 | 5.0 | 5.3 | 5.7 | 6.0 |
| 13 | 0.0 | 1.3 | 2.7 | 3.0 | 7.0 | 0.0 | 0.0 | 0.7 | 3.7 | 1.3 | 1.0 | 3.7 | 1.3 | 5.7 |
| 14 | 3.3 | 4.0 | 2.7 | 3.3 | 4.0 | 0.3 | 3.3 | 0.7 | 1.3 | 1.7 | 0.3 | 2.7 | 3.3 | 4.0 |
| 15 | 5.3 | 10.0 | 3.3 | 10.0 | 5.0 | 1.0 | 8.9 | 3.3 | 0.0 | 9.7 | 0.3 | 0.3 | 0.7 | 0.7 |
| 16 | 5.0 | 6.7 | 3.7 | 3.3 | 7.0 | 0.0 | 10.0 | 3.3 | 0.0 | 10.0 | 0.0 | 0.0 | 0.0 | 0.0 |
| 17 | 3.3 | 3.3 | 3.3 | 6.7 | 3.7 | 3.3 | 10.0 | 6.7 | 0.0 | 10.0 | 0.3 | 0.0 | 3.3 | 0.0 |
| 18 | 3.3 | 3.3 | 3.3 | 6.3 | 1.3 | 3.3 | 10.0 | 10.0 | 0.0 | 8.0 | 3.7 | 0.0 | 0.0 | 0.0 |
| 19 | 4.3 | 3.3 | 3.0 | 6.7 | 6.7 | 3.3 | 10.0 | 5.0 | 0.0 | 10.0 | 3.3 | 0.0 | 3.3 | 0.0 |
| 20 | 1.0 | 2.7 | 3.0 | 6.7 | 7.3 | 3.3 | 10.0 | 6.7 | 3.3 | 10.0 | 10.0 | 0.0 | 10.0 | 6.3 |
| 21 | 3.3 | 0.0 | 3.3 | 6.7 | 10.0 | 3.3 | 4.3 | 3.3 | 0.0 | 3.3 | 4.3 | 0.0 | 3.3 | 3.3 |
| 22 | 0.0 | 4.0 | 3.0 | 6.7 | 9.7 | 3.3 | 5.0 | 3.3 | 0.0 | 3.3 | 0.0 | 0.0 | 0.0 | 0.0 |
| 23 | 6.7 | 6.7 | 3.3 | 10.0 | 8.3 | 3.3 | 6.7 | 3.3 | 0.0 | 3.7 | 0.0 | 0.3 | 2.7 | 3.0 |
| 24 | 1.7 | 8.0 | 3.0 | 9.3 | 6.7 | 6.0 | 8.0 | 4.0 | 0.3 | 0.7 | 1.0 | 2.3 | 1.7 | 1.0 |
| 25 | 0.0 | 6.0 | 3.3 | 6.0 | 8.7 | 0.0 | 6.7 | 1.7 | 5.3 | 2.3 | 5.0 | 8.0 | 9.0 | 6.7 |
| 26 | 8.3 | 6.7 | 3.0 | 6.7 | 9.3 | 0.0 | 0.0 | 0.0 | 0.0 | 0.0 | 0.0 | 0.0 | 0.3 | 0.3 |
| 27 | 3.3 | 6.7 | 3.7 | 9.0 | 6.7 | 3.3 | 3.3 | 0.0 | 3.0 | 2.7 | 3.3 | 3.3 | 2.7 | 2.7 |
| 28 | 7.7 | 10.0 | 3.7 | 10.0 | 5.0 | 3.3 | 3.3 | 0.0 | 7.0 | 0.3 | 5.7 | 5.3 | 7.0 | 3.3 |
| 29 | 10.0 | 10.0 | 3.0 | 10.0 | 7.0 | 4.0 | 1.0 | 0.0 | 2.0 | 0.0 | 1.7 | 6.7 | 4.0 | 0.7 |
| 30 | 10.0 | 10.0 | 2.7 | 10.0 | 7.7 | 4.0 | 4.7 | 1.3 | 0.0 | 0.3 | 0.7 | 0.0 | 0.7 | 0.7 |
| 31 | 6.7 | 10.0 | 4.0 | 10.0 | 9.0 | 3.3 | 3.3 | 0.0 | 0.0 | 0.0 | 0.3 | 0.0 | 0.0 | 0.7 |
| Pro.<br>Mit. | 3.6 | 5.1 | 3.1 | 6.0 | 6.6 | 2.4 | 5.4 | 2.8 | 1.6 | 5.1 | 2.3 | 1.8 | 2.7 | 2.3 |

**NEBULOSIDAD**
Bewölkung

## ABRIL 1912

**Promedio diario** $\left(\frac{7a+2p+}{3}\right.$
Tägl. Mitt.

| | | | | | | | | | | | | | | |
|---|---|---|---|---|---|---|---|---|---|---|---|---|---|---|
| 1 | 5.3 | 3.3 | 3.0 | 9.0 | 5.7 | 6.3 | 7.3 | 0.7 | 3.3 | 7.0 | 1.3 | 0.0 | 0.0 | 1.7 |
| 2 | 0.0 | 4.0 | 3.3 | 3.3 | 5.7 | 4.0 | 5.3 | 6.0 | 6.7 | 7.3 | 10.0 | 7.0 | 10.0 | 9.7 |
| 3 | 0.0 | 9.3 | 2.3 | 0.0 | 8.7 | 0.0 | 1.0 | 0.7 | 3.0 | 1.0 | 2.7 | 1.3 | 0.3 | 5.3 |
| 4 | 3.3 | 9.3 | 3.0 | 7.0 | 6.3 | 5.0 | 10.0 | 3.0 | 0.0 | 3.3 | 0.3 | 0.0 | 0.0 | 0.7 |
| 5 | 6.7 | 5.3 | 3.3 | 10.0 | 8.7 | 4.0 | 9.3 | 1.0 | 0.0 | 4.7 | 0.3 | 0.0 | 0.0 | 0.3 |
| 6 | 3.3 | 5.7 | 3.3 | 9.3 | 6.0 | 5.3 | 10.0 | 8.7 | 0.3 | 10.0 | 1.0 | 0.0 | 0.0 | 0.0 |
| 7 | 0.0 | 0.0 | 3.0 | 9.3 | 6.0 | 5.3 | 6.0 | 10.0 | 6.7 | 6.3 | 10.0 | 4.7 | 10.0 | 6.7 |
| 8 | 3.3 | 4.0 | 2.7 | 10.0 | 4.3 | 2.0 | 2.0 | 2.7 | 0.3 | 0.3 | 4.7 | 3.0 | 6.0 | 5.0 |
| 9 | 3.3 | 10.0 | 3.0 | 10.0 | 9.3 | 6.0 | 8.3 | 0.0 | 1.0 | 0.3 | 0.7 | 0.7 | 0.0 | 0.0 |
| 10 | 0.3 | 9.3 | 3.3 | 4.0 | 9.3 | 5.3 | 6.7 | 5.3 | 3.7 | 7.0 | 5.3 | 1.3 | 1.3 | 0.0 |
| 11 | 3.3 | 6.7 | 2.3 | 10.0 | 6.3 | 8.0 | 5.7 | 4.7 | 6.7 | 5.3 | 5.0 | 1.7 | 0.0 | 0.0 |
| 12 | 1.3 | 0.0 | 3.3 | 6.7 | 5.3 | 0.3 | 1.0 | 0.0 | 5.7 | 3.3 | 4.3 | 2.7 | 4.0 | 0.0 |
| 13 | 3.3 | 6.0 | 2.7 | 6.7 | 8.0 | 0.3 | 8.7 | 0.0 | 1.7 | 7.7 | 2.3 | 0.3 | 4.3 | 0.7 |
| 14 | 3.3 | 6.7 | 3.0 | 10.0 | 3.0 | 7.3 | 10.0 | 0.0 | 10.0 | 10.0 | 9.0 | 7.7 | 10.0 | 6.7 |
| 15 | 3.3 | 3.3 | 2.7 | 8.7 | 8.7 | 7.3 | 7.3 | 5.0 | 8.0 | 8.0 | 8.3 | 9.3 | 7.7 | 8.3 |
| 16 | 1.0 | 0.0 | 3.3 | 9.7 | 9.7 | 9.3 | 5.0 | 2.0 | 10.0 | 9.3 | 9.7 | 10.0 | 7.3 | 4.3 |
| 17 | 1.3 | 3.3 | 3.0 | 0.0 | 10.0 | 2.0 | 4.7 | 3.3 | 6.7 | 7.0 | 4.7 | 9.7 | 6.0 | 5.0 |
| 18 | 0.0 | 0.7 | 3.3 | 1.3 | 10.0 | 0.0 | 3.3 | 6.7 | 9.7 | 8.3 | 4.7 | 5.3 | 2.3 | 3.3 |
| 19 | 6.7 | 4.7 | 3.0 | 10.0 | 9.0 | 3.3 | 10.0 | 6.7 | 10.0 | 10.0 | 10.0 | 10.0 | 10.0 | 10.0 |
| 20 | 3.3 | 3.3 | 2.7 | 10.0 | 6.7 | 3.3 | 4.7 | 1.7 | 6.7 | 8.3 | 6.7 | 5.7 | 5.7 | 10.0 |
| 21 | 0.0 | 0.0 | 3.7 | 10.0 | 5.7 | 0.0 | 10.0 | 0.0 | 0.0 | 3.7 | 0.7 | 0.0 | 3.3 | 0.7 |
| 22 | 0.0 | 0.0 | 3.3 | 3.3 | 7.0 | 3.3 | 10.0 | 3.3 | 5.0 | 10.0 | 3.3 | 1.3 | 3.0 | 5.0 |
| 23 | 0.0 | 3.3 | 3.0 | 6.3 | 8.3 | 4.7 | 10.0 | 0.0 | 8.3 | 10.0 | 8.0 | 6.0 | 7.0 | 10.0 |
| 24 | 0.0 | 0.0 | 3.3 | 9.0 | 0.7 | 3.0 | 10.0 | 10.0 | 10.0 | 10.0 | 10.0 | 10.0 | 10.0 | 10.0 |
| 25 | 0.0 | 0.7 | 3.0 | 6.7 | 3.3 | 5.3 | 7.3 | 3.3 | 10.0 | 10.0 | 10.0 | 10.0 | 10.0 | 10.0 |
| 26 | 0.0 | 2.7 | 3.0 | 3.3 | 9.0 | 3.3 | 5.3 | 6.7 | 10.0 | 10.0 | 10.0 | 10.0 | 10.0 | 9.0 |
| 27 | 3.3 | 8.7 | 3.0 | 7.0 | 5.7 | 4.0 | 8.3 | 6.7 | 10.0 | 9.3 | 9.7 | 10.0 | 9.7 | 8.7 |
| 28 | 3.3 | 10.0 | 3.0 | 6.7 | 8.7 | 4.3 | 10.0 | 6.7 | 6.7 | 6.7 | 8.0 | 7.0 | 9.3 | 7.3 |
| 29 | 4.3 | 10.0 | 4.3 | 6.7 | 7.7 | 0.7 | 1.3 | 0.0 | 0.0 | 0.0 | 1.3 | 0.0 | 0.7 | 0.3 |
| 30 | 6.7 | 10.0 | 3.7 | 3.3 | 7.3 | 2.7 | 0.0 | 0.0 | 0.0 | 0.3 | 0.0 | 0.0 | 0.0 | 1.7 |
| Pro.<br>Mit. | 2.3 | 4.7 | 3.1 | 6.9 | 7.0 | 3.9 | 6.6 | 3.5 | 5.4 | 6.5 | 5.4 | 4.5 | 5.0 | 4.7 |

**NUBULOSIDAD** Bewölkung — **MARZO 1912** — **Promedio diario** Tägl. Mitt. $\left(\frac{7a+2p+9p}{3}\right)$

| Punta Tumbes | Concepción | Angol | Contulmo | Mocha W | Valdivia | Puerto Varas | Puerto Montt | Punta Corona | Huafo | Melinka | Evangelistas | Dungenes | Punta Arenas | San Isidro |
|---|---|---|---|---|---|---|---|---|---|---|---|---|---|---|
| 0.0 | 0.0 | 0.0 | 0.0 | 0.0 | 0.3 | 3.3 | 3.3 | 3.3 | 9.3 | | 10.0 | 9.3 | 8.3 | 9.3 |
| 8.0 | 4.3 | 0.0 | 0.0 | 0.0 | 0.3 | 4.3 | 3.3 | 0.0 | 8.0 | | 9.3 | 9·3 | 7.7 | 8.3 |
| 9.7 | 3.3 | 7.7 | 6.0 | 8.3 | 4.7 | 5.0 | 7.0 | 0.0 | 10.0 | | 8.7 | 3.7 | 7.0 | 6.7 |
| 9.7 | 4.7 | 0.0 | 0.0 | 10.0 | 0.0 | 3.3 | 5.0 | 5.3 | 10.0 | | 6.3 | 3.3 | 5.3 | 7.7 |
| 10.0 | 9.0 | 2.3 | 6.7 | 8.0 | 8.0 | 7.3 | 9.7 | 6.7 | 6.7 | | 10.0 | 3.3 | 6.7 | 5.3 |
| 10.0 | 10.0 | 0.7 | 7.3 | 6.7 | 8.7 | 10.0 | 10.0 | 10.0 | 9.3 | | 9.0 | 6.7 | 5.3 | 9.0 |
| 6.7 | 5.0 | 0.0 | 2.3 | 9.3 | 8.0 | 8.0 | 7.7 | 8.3 | 5.3 | | 9.0 | 5.7 | 6.0 | 10.0 |
| 1.3 | 3.7 | 0.0 | 0.0 | 4.0 | 5.0 | 2.0 | 3.0 | 0.0 | 1.7 | | 10.0 | 9.0 | 5.3 | 8.3 |
| 10.0 | 6.0 | 2.0 | 0.7 | 0.7 | 4.0 | 2.7 | 4.0 | 3.0 | 2.7 | | 10.0 | 4.3 | 4.3 | 6.3 |
| 8.7 | 10.0 | 5.0 | 6.0 | 10.0 | 6.3 | 4.7 | 4.7 | 1.7 | 4.0 | | 8.0 | 9.3 | 3.7 | 9.0 |
| 9.7 | 8.3 | 3.0 | 6.7 | 10.0 | 9.7 | 2.7 | 3.3 | 0.7 | 0.7. | | 10.0 | 4.0 | 5.0 | 8.0 |
| 6.7 | 7.3 | 5.3 | 6.3 | 6.7 | 7.7 | 7.0 | 7.7 | 1.7 | 1.3 | | 10.0 | 3.3 | 5.0 | 7.3 |
| 5.3 | 5.3 | 4.3 | 9.3 | 10.0 | 6.3 | 4.3 | 5.3 | 3.3 | 6.7 | | 8.7 | 9.7 | 7.7 | 7.7 |
| 2.7 | 3.7 | 1.0 | 0.0 | 6.7 | 0.3 | 3.3 | 3.7 | 3.3 | 8.0 | | 10.0 | 3.0 | 5.7 | 6.3 |
| 2.3 | 2.0 | 0.7 | 1.3 | 7.3 | 3.3 | 4.7 | 6.0 | 4.7 | 9.3 | | 10.0 | 0.0 | 7.3 | 10.0 |
| 3.3 | 3.3 | 0.0 | 0.0 | 0.0 | 0.0 | 3.3 | 3.3 | 3.3 | 6.3 | | 10.0 | 8.3 | 9.7 | 8.7 |
| 3.0 | 3.3 | 0.0 | 3.3 | 6.7 | 3.7 | 5.3 | 4.3 | 3.3 | 10.0 | | 10.0 | 5.0 | 8.7 | 6.0 |
| 0.0 | 0.0 | 0.0 | 0.0 | 8.3 | 2.7 | 7.7 | 10.0 | 3.7 | 6.7 | | 10.0 | 7.0 | 7.7 | 10.0 |
| 10.0 | 10.0 | 0.0 | 6.7 | 3.3 | 3.3 | 3.3 | 5.7 | 0.0 | 2.0 | | 9.3 | 6.0 | 10.0 | 5.3 |
| 6.7 | 6.7 | 9.3 | 10.0 | 10.0 | 10.0 | 5.3 | 6.3 | 10.0 | 8.7 | | 8.0 | 0.0 | 1.7 | 4.3 |
| 3.0 | 2.0 | 0.0 | 1.3 | 4.0 | 3.7 | 9.7 | 7.7 | 10.0 | 4.0 | | 9.3 | 1.3 | 2.3 | 10.0 |
| 1.0 | 0.0 | 0.0 | 0.0 | 8.3 | 7.0 | 7.0 | 8.0 | 7.3 | 8.7 | | 10.0 | 2.7 | 6.7 | 5.3 |
| 5.3 | 6.3 | 5.7 | 6.0 | 3.3 | 7.7 | 6.7 | 8.7 | 10.0 | 6.7 | | 6.3 | 1.0 | 5.0 | 1.7 |
| 2.7 | 1.3 | 4.3 | 6.0 | 9.0 | 10.0 | 9.3 | 9.7 | 10.0 | 8.0 | | 8.7 | 6.0 | 7.3 | 8.0 |
| 4.7 | 5.3 | 6.7 | 5.7 | 4.7 | 4.0 | 5.3 | 5.3 | 10.0 | 7.3 | | 9.7 | 8.0 | 5.0 | 6.0 |
| 0.7 | 1.3 | 2.7 | 3.3 | 3.3 | 6.7 | 9.7 | 10.0 | 10.0 | 9.0 | | 9.7 | 2.7 | 10.0 | 8.0 |
| 3.7 | 7.0 | 8.3 | 10.0 | 9.3 | 9.3 | 9.0 | 9.7 | 10.0 | 6.3 | | 8.7 | 9.3 | 10.0 | 9.3 |
| 6.0 | 5.3 | 4.0 | 8.0 | 10.0 | 8.0 | 6.3 | 7.0 | 10.0 | 6.3 | | 8.7 | 4.7 | 7.3 | 7.3 |
| 0.0 | 0.0 | 2.0 | 1.3 | 6.7 | 6.3 | 5.3 | 5.3 | 10.0 | 8.0 | | 10.0 | 4.7 | 9.0 | 7.7 |
| 0.7 | 1.3 | 0.0 | 1.0 | 4.3 | 8.7 | 9.7 | 9.7 | 10.0 | 9.7 | | 10.0 | 6.3 | 8.3 | 10.0 |
| 1.3 | 4.3 | 6.7 | 8.7 | 10.0 | 7.3 | 7.3 | 10.0 | 10.0 | 6.7 | | 9.7 | 9.0 | 8.0 | 10.0 |
| 5.0 | 4.5 | 2.8 | 4.0 | 6.4 | 5.5 | 5.9 | 6.6 | 5.8 | 6.7 | | 9.3 | 5.4 | 6.7 | 7.6 |

**NUBULOSIDAD** Bewölkung — **ABRIL 1912** — **Promedio diario** Tägl. Mitt. $\left(\frac{7a+2p+9p}{3}\right)$

| | | | | | | | | | | | | | | |
|---|---|---|---|---|---|---|---|---|---|---|---|---|---|---|
| 3.3 | 0.0 | 0.0 | 2.7 | 3.3 | 0.0 | 0.7 | 1.7 | 3.7 | 7.7 | 7.7 | 9.7 | 5.0 | 9.7 | 9.7 |
| 8.3 | 6.7 | 7.7 | 6.0 | 8.3 | 8.7 | 4.7 | 7.0 | 3.3 | 6.7 | 3.0 | 10.0 | 1.7 | 9.7 | 10.0 |
| 4.3 | 5.7 | 0.0 | 0.3 | 3.3 | 0.7 | 5.3 | 3.7 | 0.0 | 5.3 | 5.7 | 10.0 | 3.3 | 5.0 | 10.0 |
| 0.0 | 0.0 | 0.0 | 0.0 | 0.0 | 0.3 | 5.0 | 4.3 | 3.3 | 4.0 | 4.0 | 10.0 | 5.3 | 10.0 | 9.3 |
| 0.0 | 0.0 | 0.0 | 0.0 | 0.0 | 1.0 | 3.7 | 1.3 | 0.0 | 6.0 | 4.3 | 10.0 | 8.7 | 8.3 | 6.7 |
| 10.0 | 6.7 | 0.0 | 5.0 | 6.3 | 6.7 | 4.3 | 4.7 | 0.0 | 8.3 | 8.0 | 9.0 | 6.0 | 4.7 | 8.3 |
| 1.7 | 8.7 | 5.0 | 6.0 | 3.3 | 6.3 | 7.0 | 6.3 | 10.0 | 5.3 | 5.7 | 8.3 | 9.3 | 7.0 | 7.0 |
| 0.0 | 0.0 | 0.0 | 0.0 | 0.0 | 0.0 | 3.3 | 4.0 | 0.0 | 4.0 | 3.3 | 10.0 | 9.3 | 6.0 | 8.3 |
| 0.0 | 0.7 | 0.0 | 0.0 | 0.0 | 0.7 | 0.3 | 0.3 | 0.0 | 1.7 | 3.7 | 10.0 | 10.0 | 9.3 | 10.0 |
| 3.3 | 5.3 | 0.0 | 0.7 | 3.3 | 0.7 | 2.0 | 2.7 | 0.0 | 2.0 | 0.0 | 10.0 | 7.0 | 8.0 | 8.3 |
| 10.0 | 10.0 | 0.0 | 7.0 | 10.0 | 7.3 | 1.7 | 3.3 | 4.0 | 4.0 | 0.3 | 8.0 | 1.0 | 5.0 | 7.0 |
| 7.3 | 5.3 | 3.3 | 6.3 | 6.7 | 8.3 | 6.3 | 10.0 | 10.0 | 8.7 | 6.3 | 5.7 | 3.0 | 1.7 | 5.3 |
| 3.3 | 7.7 | 2.7 | 4.7 | 10.0 | 9.3 | 10.0 | 10.0 | 10.0 | 10.0 | 8.3 | 7.0 | 8.7 | 5.0 | 8.0 |
| 9.0 | 6.0 | 8.3 | 7.7 | 10.0 | 6.0 | 6.0 | 6.7 | 5.0 | 0.7 | 0.0 | 9.0 | 0.0 | 3.7 | 6.7 |
| 4.7 | 4.7 | 7.3 | 8.3 | 10.0 | 8.0 | 0.3 | 0.0 | 3.3 | 0.7 | 0.0 | 9.3 | 3.3 | 5.0 | 7.0 |
| 10.0 | 10.0 | 9.3 | 10.0 | 10.0 | 10.0 | 6.0 | 4.7 | 3.3 | 5.0 | 0.3 | 6.7 | 6.3 | 2.0 | 6.0 |
| 8.7 | 10.0 | 10.0 | 10.0 | 9.0 | 9.7 | 8.3 | 6.3 | 9.3 | 8.0 | 9.0 | 9.7 | 0.0 | 1.0 | 4.0 |
| 9.7 | 7.0 | 8.7 | 10.0 | 10.0 | 10.0 | 9.7 | 9.7 | 10.0 | 9.3 | 8.3 | 10.0 | 3.0 | 1.0 | 4.0 |
| 10.0 | 10.0 | 5.3 | 6.3 | 10.0 | 9.7 | 8.3 | 7.7 | 10.0 | 9.0 | 9.0 | 7.0 | 6.7 | 6.7 | 5.3 |
| 10.0 | 10.0 | 9.7 | 10.0 | 10.0 | 10.0 | 10.0 | 9.7 | 10.0 | 7.7 | 7.3 | 10.0 | 10.0 | 6.7 | 10.0 |
| 4.7 | 4.0 | 4.0 | 4.3 | 10.0 | 7.3 | 9.3 | 9.3 | 10.0 | 10.0 | 9.3 | 10.0 | 10.0 | 3.3 | 6.0 |
| 6.3 | 6.3 | 1.7 | 5.0 | 3.3 | 4.7 | 3.0 | 3.3 | 10.0 | 7.7 | 5.3 | 9.3 | 10.0 | 9.7 | 7.7 |
| 10.0 | 10.0 | 6.7 | 7.7 | 10.0 | 10.0 | 8.7 | 8.7 | 10.0 | 9.3 | 8.3 | 10.0 | 6.7 | 10.0 | 10.0 |
| 10.0 | 10.0 | 10.0 | 10.0 | 10.0 | 9.7 | 8.3 | 9.0 | 10.0 | 9.3 | 6.0 | 9.7 | 10.0 | 3.3 | 7.0 |
| 10.0 | 10.0 | 10.0 | 10.0 | 10.0 | 10.0 | 10.0 | 10.0 | 10.0 | 9.3 | 7.0 | 9.7 | 3.3 | 8.3 | 8.3 |
| 9.3 | 10.0 | 8.7 | 9.3 | 10.0 | 9.7 | 9.3 | 10.0 | 10.0 | 7.7 | 8.3 | 9.0 | 6.7 | 10.0 | 10.0 |
| 1.7 | 6.0 | 9.3 | 8.3 | 9.3 | 8.3 | 10.0 | 8.0 | 10.0 | 8.0 | 7.3 | 9.3 | 9.0 | 9.3 | 10.0 |
| 4.3 | 7.0 | 6.7 | 8.7 | 7.3 | 9.0 | 10.0 | 10.0 | 10.0 | 5.3 | 5.7 | 10.0 | 8.3 | 9.7 | 8.0 |
| 0.0 | 1.0 | 0.0 | 0.7 | 2.0 | 9.0 | 8.3 | 8.0 | 10.0 | 7.7 | 9.0 | 10.0 | 9.7 | 7.3 | 7.7 |
| 5.7 | 5.7 | 5.0 | 8.0 | 10.0 | 10.0 | 9.7 | 10.0 | 0.0 | 8.0 | 3.7 | 8.7 | 8.3 | 5.7 | 10.0 |
| 5.8 | 6.1 | 4.6 | 5.8 | 6.9 | 6.7 | 6.3 | 6.3 | 6.2 | 6.5 | 5.5 | 9.1 | 6.3 | 6.4 | 7.9 |

**NEBULOSIDAD**
Bewölkung

**MAYO 1912**

**Promedio diario** $\left(\frac{7a+2p}{3}\right)$
Tägl. Mitt.

| Dia Tag | Arica | Iquique | Antofagasta | Caldera | Pascua | Copiapó | Coquimbo | Ovalle | Los Andes | Valparaiso | Santiago | El Teniente | San Fernando | Talca |
|---|---|---|---|---|---|---|---|---|---|---|---|---|---|---|
| 1 | 3.3 | 7.3 | 4.3 | 10.0 | 7.7 | 0.0 | 0.0 | 0.0 | 2.0 | 1.7 | 2.7 | 0.0 | 3.3 | 1.0 |
| 2 | 3.3 | 10.0 | 3.0 | 8.3 | 8.0 | 3.3 | 10.0 | 0.0 | 1.7 | 4.7 | 4.3 | 1.7 | 5.7 | 8.3 |
| 3 | 3.3 | 10.0 | 3.7 | 9.0 | 8.7 | 8.0 | 10.0 | 10.0 | 10.0 | 9.0 | 9.0 | 9.0 | 9.0 | 10.0 |
| 4 | 3.3 | 7.3 | 2.7 | 10.0 | 7.0 | 6.0 | 8.3 | 3.3 | 10.0 | 10.0 | 10.0 | 10.0 | 10.0 | 10.0 |
| 5 | 0.0 | 3.3 | 3.3 | 5.7 | 5.7 | 0.3 | 6.3 | 3.3 | 4.0 | 2.3 | 3.3 | 5.3 | 4.3 | 6.3 |
| 6 | 3.3 | 10.0 | 4.0 | 9.3 | | 0.7 | 10.0 | 0.0 | 6.7 | 8.3 | 8.3 | 8.0 | 5.7 | 5.3 |
| 7 | 2.0 | 6.0 | 3.0 | 9.3 | | 2.7 | 10.0 | 0.0 | 10.0 | 10.0 | 9.0 | 7.3 | 10.0 | 10.0 |
| 8 | 0.0 | 6.7 | 3.7 | 6.0 | | 4.0 | 6.0 | 0.0 | 8.3 | 10.0 | 10.0 | 10.0 | 10.0 | 9.3 |
| 9 | 3.3 | 4.0 | 3.0 | 8.7 | | 4.3 | 5.0 | 0.0 | 8.7 | 7.7 | 10.0 | 10.0 | 10.0 | 4.7 |
| 10 | 0.0 | 6.0 | 3.7 | 10.0 | | 9.3 | 5.0 | 0.0 | 9.7 | 6.7 | 9.0 | 9.3 | 8.3 | 9.0 |
| 11 | 3.3 | 1.3 | 3.3 | 0.0 | | 0.0 | 3.3 | 3.3 | 6.7 | 3.7 | 7.0 | 6.3 | 5.0 | 2.7 |
| 12 | 0.0 | 9.3 | 3.3 | 10.0 | | 5.3 | 8.7 | 0.0 | 0.0 | 0.0 | 3.7 | 0.0 | 0.0 | 4.0 |
| 13 | 4.7 | 10.0 | 3.7 | 3.3 | 8.3 | 6.3 | 9.3 | 10.0 | 9.7 | 7.3 | 8.7 | 9.3 | 10.0 | 10.0 |
| 14 | 4.7 | 10.0 | 3.3 | 0.0 | 8.0 | 3.3 | 0.0 | 3.3 | 5.0 | 5.0 | 9.0 | 7.3 | 8.3 | 9.3 |
| 15 | 10.0 | 10.0 | 4.7 | 0.0 | 6.0 | 2.3 | 3.0 | 0.0 | 10.0 | 9.0 | 9.7 | 10.0 | 10.0 | 10.0 |
| 16 | 6.0 | 10.0 | 5.0 | 6.7 | 3.7 | 5.3 | 10.0 | 10.0 | 7.0 | 9.3 | 9.7 | 9.7 | 10.0 | 9.3 |
| 17 | 5.3 | 10.0 | 9.3 | 6.7 | 3.0 | 6.7 | 4.3 | 3.3 | 6.7 | 5.0 | 7.0 | 6.7 | 6.0 | 6.7 |
| 18 | 10.0 | 3.3 | 5.3 | 3.3 | 4.0 | 4.0 | 2.0 | 3.3 | 0.0 | 0.3 | 1.7 | 0.0 | 0.0 | 0.3 |
| 19 | 6.0 | 3.3 | 3.7 | 2.0 | 2.0 | 6.0 | 7.7 | 3.3 | 10.0 | 10.0 | 9.7 | 9.3 | 10.0 | 10.0 |
| 20 | 3.3 | 6.7 | 4.7 | 0.0 | 3.0 | 3.3 | 6.3 | 10.0 | 6.7 | 8.7 | 9.7 | 6.7 | 10.0 | 8.0 |
| 21 | 0.3 | 0.0 | 3.3 | 6.0 | 4.3 | 3.0 | 3.3 | 0.0 | 6.0 | 5.7 | 8.0 | 1.7 | 4.3 | 7.7 |
| 22 | 0.3 | 7.3 | 3.3 | 6.7 | 5.3 | 4.0 | 9.7 | 10.0 | 10.0 | 10.0 | 9.7 | 10.0 | 10.0 | 9.7 |
| 23 | 3.3 | 4.0 | 3.7 | 5.7 | 8.0 | 4.0 | 9.0 | 10.0 | 9.7 | 4.0 | 6.7 | 7.7 | 8.0 | 1.3 |
| 24 | 6.7 | 10.0 | 5.3 | 0.3 | 5.3 | 2.7 | 1.0 | 0.0 | 1.7 | 0.3 | 1.0 | 2.7 | 0.0 | 0.0 |
| 25 | 4.0 | 3.3 | 4.3 | 3.3 | 9.7 | 0.0 | 0.0 | 0.0 | 0.0 | 0.0 | 0.0 | 0.0 | 0.0 | 0.0 |
| 26 | 4.7 | 6.7 | 4.0 | 5.0 | 6.7 | 1.3 | 6.7 | 0.0 | 3.0 | 3.3 | 3.3 | 0.3 | 0.0 | 4.3 |
| 27 | 3.3 | 6.0 | 3.0 | 3.3 | 4.0 | 3.3 | 10.0 | 10.0 | 5.3 | 8.7 | 5.7 | 2.3 | 2.0 | 8.3 |
| 28 | 3.3 | 8.0 | 3.3 | 6.7 | 8.0 | 0.0 | 6.7 | 0.0 | 2.7 | 10.0 | 2.3 | 1.0 | 0.0 | 10.0 |
| 29 | 7.7 | 10.0 | 3.7 | 10.0 | 9.7 | 0.0 | 10.0 | 3.3 | 3.0 | 10.0 | 4.0 | 0.7 | 6.7 | 7.0 |
| 30 | 7.0 | 7.3 | 5.3 | 4.7 | 10.0 | 4.7 | 5.7 | 6.7 | 4.3 | 3.3 | 5.7 | 6.7 | 3.0 | 7.3 |
| 31 | 6.7 | 9.3 | 5.0 | 6.7 | 9.3 | 3.3 | 0.0 | 0.0 | 8.3 | 9.0 | 9.0 | 9.0 | 7.3 | 9.7 |
| Pro. Mit. | 4.0 | 7.0 | 4.0 | 6.0 | 6.5 | 3.5 | 6.0 | 3.3 | 6.0 | 6.2 | 6.7 | 5.8 | 6.1 | 6.8 |

**NEBULOSIDAD**
Bewölkung

**JUNIO 1912**

**Promedio diario** $\left(\frac{7a+2p+}{3}\right)$
Tägl. Mitt.

| | | | | | | | | | | | | | | |
|---|---|---|---|---|---|---|---|---|---|---|---|---|---|---|
| 1 | 10.0 | 10.0 | 6.7 | 0.0 | 9.3 | 0.0 | 2.7 | 0.0 | 1.7 | 0.3 | 1.0 | 1.0 | 0.0 | 5.0 |
| 2 | 3.3 | 8.7 | 4.6 | 10.0 | 9.7 | 3.3 | 10.0 | 3.3 | 3.0 | 10.0 | 2.0 | 1.7 | 3.3 | 5.0 |
| 3 | 3.3 | 10.0 | 4.0 | 6.0 | 9.3 | 6.3 | 10.0 | 6.7 | 10.0 | 10.0 | 10.0 | 7.3 | 10.0 | 10.0 |
| 4 | 7.7 | 10.0 | 5.3 | 9.3 | 10.0 | 10.0 | 10.0 | 10.0 | 9.7 | 8.7 | 7.3 | 10.0 | 10.0 | 10.0 |
| 5 | 7.0 | 8.7 | 6.0 | 3.3 | 7.3 | 2.7 | 3.0 | 0.0 | 2.0 | 2.0 | 2.3 | 2.3 | 4.7 | 0.7 |
| 6 | 6.7 | 10.0 | 4.0 | 4.7 | | 3.7 | 8.7 | 3.3 | 10.0 | 9.3 | 9.0 | 8.3 | 8.3 | 10.0 |
| 7 | 6.7 | 10.0 | 4.7 | 6.7 | 5.0 | 6.0 | 10.0 | 10.0 | 10.0 | 10.0 | 10.0 | 10 0 | 10.0 | 10.0 |
| 8 | 3.3 | 9.3 | 5.3 | 3.3 | 2.7 | 3.3 | 10.0 | 10.0 | 10.0 | 10.0 | 10.0 | 10.0 | 10.0 | 10.0 |
| 9 | 6.7 | 6.7 | 4.7 | 5.0 | 8.7 | 0.7 | 8.3 | 10.0 | 10.0 | 7.3 | 10.0 | 10.0 | 10.0 | 8.0 |
| 10 | 3.3 | 6.7 | 5.7 | 3.3 | 9.3 | 1.3 | 0.7 | 0.0 | 0.0 | 0.0 | 0.3 | 1.0 | 0.0 | 1.3 |
| 11 | 6.7 | 10.0 | 3.7 | 8.7 | 9.7 | 0.0 | 2.3 | 0.0 | 0.0 | 0.3 | 1.0 | 0.0 | 1.0 | 4.0 |
| 12 | 6.7 | 10.0 | 4.7 | 10.0 | 5.7 | 1.0 | 5.7 | 0.0 | 10.0 | 5.3 | 8.7 | 9.0 | 9.3 | 8.0 |
| 13 | 6.7 | 9.3 | 4.7 | 3.3 | 5.0 | 0.0 | 7.7 | 3.3 | 10.0 | 6.0 | 9.3 | 10.0 | 10.0 | 10.0 |
| 14 | 3.3 | 10.0 | 4.0 | 6.0 | 7.3 | 3.7 | 6.3 | 6.7 | 10.0 | 5.0 | 9.3 | 6.0 | 6.7 | 6.0 |
| 15 | 3.3 | 8.7 | 4.0 | 5.7 | 6.3 | 3.3 | 1.7 | 0.0 | 6.3 | 3.0 | 5.3 | 3.7 | 3.3 | 4.3 |
| 16 | 6.7 | 10.0 | 4.3 | 6.7 | 6.0 | 0.0 | 0.0 | 0.0 | 3.7 | 3.3 | 6.3 | 10.0 | 10.0 | 8.7 |
| 17 | 6.7 | 9.3 | 5.0 | 0.0 | 8.3 | 3.3 | 2.0 | 0.0 | 0.0 | 0.3 | 1.3 | 0.3 | 8.0 | 10.0 |
| 18 | 3.3 | 10.0 | 4.3 | 10.0 | 3.3 | 4.0 | 10.0 | 6.7 | 0.0 | 6.3 | 0.0 | 0.7 | 3.3 | 6.7 |
| 19 | 3.3 | 9.3 | 4.7 | 6.7 | 8.0 | 5.3 | 10.0 | 10.0 | 10.0 | 7.3 | 4.3 | 4.0 | 4.0 | 2.0 |
| 20 | 3.3 | 10.0 | 4.3 | 3.3 | 6.7 | 4.0 | 9.3 | 10.0 | 5.0 | 9.7 | 5.3 | 0.3 | 10.0 | 8.7 |
| 21 | 6.7 | 9.3 | 4.0 | 0.0 | 7.0 | 0.0 | 0.0 | 0.0 | 3.3 | 0.7 | 6.0 | 0.0 | 5.0 | 5.3 |
| 22 | 6.7 | 10.0 | 4.7 | 6.7 | 9.3 | 0.7 | 9.3 | 0.0 | 6.3 | 7.7 | 7.7 | 8.7 | 10.0 | 10.0 |
| 23 | 6.7 | 9.3 | 4.0 | 5.3 | 8.0 | 3.0 | 7.7 | 0.0 | 6.3 | 10.0 | 7.0 | 7.3 | 7.0 | 9.0 |
| 24 | 6.7 | 10.0 | 4.7 | 3.3 | 9.0 | 0.3 | 3.0 | 3.3 | 9.7 | 7.0 | 7.7 | 10.0 | 5.3 | 8.3 |
| 25 | 6.7 | 9.3 | 3.3 | 6.7 | 9.3 | 0.0 | 4.3 | 0.0 | 8.0 | 9.3 | 9.7 | 10.0 | 9.0 | 10.0 |
| 26 | 6.7 | 10.0 | 4.3 | 6.3 | 9.3 | 0.0 | 6.0 | 0.0 | 10.0 | 6.3 | 6.0 | 6.7 | 6.7 | 5.7 |
| 27 | 6.7 | 9.3 | 4.7 | 10.0 | 4.7 | 0.0 | 3.3 | 0.0 | 10.0 | 3.3 | 9.3 | 4.7 | 8.0 | 0.0 |
| 28 | 6.7 | 10.0 | 4.3 | 5.3 | 3.0 | 3.3 | 3.3 | 0.0 | 3.3 | 0.3 | 4.3 | 0.0 | 5.0 | 0.7 |
| 29 | 6.7 | 10.0 | 5.0 | 7.3 | 3.7 | 5.3 | 1.3 | 0.0 | 1.0 | 0.7 | 0.7 | 0.0 | 0.0 | 4.0 |
| 30 | 6.7 | 10.0 | 2.7 | 8.7 | 4.7 | 8.0 | 3.7 | 0.0 | 10.0 | 3.7 | 5.0 | 3.3 | 10.0 | 4.3 |
| Pro. Mit. | 5.8 | 9.4 | 4.5 | 5.7 | 7.1 | 2.8 | 5.6 | 3.1 | 6.3 | 5.4 | 5.9 | 5.2 | 6.6 | 6.5 |

**NUBOSIDAD** Bewölkung — **MAYO 1912** — **Promedio diario** Tägl. Mitt. $\left(\frac{7a+2p+9p}{3}\right)$

| Punta Tumbes | Concepción | Angol | Contulmo | Mocha W | Valdivia | Puerto Varas | Puerto Montt | Punta Corona | Huafo | Melinka | Evangelistas | Dungenes | Punta Arenas | San Isidro |
|---|---|---|---|---|---|---|---|---|---|---|---|---|---|---|
| 4.7 | 4.3 | 3.3 | 4.7 | 1.3 | 6.3 | 6.0 | 4.7 | 6.7 | 5.3 | 2.3 | 9.0 | 3.7 | 6.3 | 7.3 |
| 4.0 | 6.0 | 2.7 | 10.0 | 0.0 | 10.0 | 10.0 | 10.6 | 10.0 | 10.0 | 9.3 | 9.3 | 0.0 | 8.0 | 10.0 |
| 10.0 | 9.3 | 9.3 | 8.3 | 10.0 | 9.3 | 10.0 | 10.0 | 10.0 | 5.3 | 3.0 | 10.0 | 0.0 | 10.0 | 10.0 |
| 10.0 | 10.0 | 10.0 | 6.7 | 10.0 | 5.7 | 5.3 | 7.3 | 10.0 | 6.0 | 6.7 | 6.3 | 0.0 | 6.3 | 9.0 |
| 3.3 | 6.0 | 6.0 | 5.0 | 7.3 | 9.7 | 9.3 | 9.7 | 10.0 | 7.7 | 9.3 | 7.3 | 0.0 | 6.3 | 8.0 |
| 9.7 | 10.0 | 8.0 | 9.7 | 10.0 | 10.0 | 10.0 | 10.0 | 10.0 | 9.3 | 9.0 | 6.0 | 0.0 | 2.3 | 9.0 |
| 6.7 | 9.3 | 3.3 | 6.3 | 3.3 | 4.3 | 5.3 | 8.3 | 10.0 | 6.7 | 3.0 | 9.3 | 0.0 | 5.0 | 8.3 |
| 9.0 | 8.7 | 3.3 | 4.0 | 6.7 | 6.3 | 8.0 | 7.7 | 10.0 | 7.0 | 6.7 | 10.0 | 5.3 | 7.3 | 3.0 |
| 0.7 | 3.0 | 3.3 | 1.0 | 4.3 | 7.7 | 6.0 | 8.7 | 10.0 | 6.0 | 5.7 | 10.0 | 10.0 | 7.0 | 6.0 |
| 2.7 | 3.0 | 3.0 | 6.0 | 10.0 | 9.7 | 10.0 | 10.0 | 8.3 | 7.0 | 5.7 | 9.3 | 10.0 | 5.7 | 7.7 |
| 2.7 | 5.3 | 5.3 | 8.0 | 6.0 | 7.7 | 8.0 | 9.0 | 6.3 | 7.0 | 7.7 | 10.0 | 2.3 | 6.7 | 7.3 |
| 2.0 | 2.3 | 0.0 | 0.0 | 5.0 | 5.3 | 5.0 | 4.0 | 10.0 | 6.7 | 7.0 | 10.0 | 3.0 | 7.0 | 5.3 |
| 4.0 | 9.3 | 7.3 | 5.7 | 7.0 | 7.3 | 4.7 | 7.0 | 10.0 | 9.0 | 10.0 | 10.0 | 7.7 | 9.3 | 10.0 |
| 10.0 | 10.0 | 9.3 | 9.7 | 10.0 | 10.0 | 10.0 | 10.0 | 10.0 | 10.0 | 8.7 | 8.0 | 2.0 | 7.0 | 9.3 |
| 10.0 | 10.0 | 10.0 | 10.0 | 10.0 | 8.3 | 8.7 | 8.7 | 10.0 | 5.3 | 8.0 | 9.0 | 8.3 | 10.0 | 10.0 |
| 8.0 | 8.0 | 7.3 | 7.7 | 10.0 | 9.0 | 9.0 | 6.0 | 7.7 | 5.3 | 6.0 | 7.7 | 1.0 | 7.0 | 10.0 |
| 2.0 | 3.7 | 4.3 | 2.0 | 1.7 | 6.0 | 1.3 | 1.0 | 2.7 | 2.3 | 2.7 | 7.7 | 0.7 | 4.0 | 3.0 |
| 6.0 | 0.7 | 0.0 | 5.0 | 10.0 | 10.0 | 9.0 | 9.7 | 10.0 | 8.3 | 9.3 | 7.3 | 2.0 | 6.7 | 9.3 |
| 10.0 | 10.0 | 10.0 | 10.0 | 10.0 | 10.0 | 10.0 | 9.7 | 6.7 | 5.7 | 5.7 | 7.0 | 10.0 | 1.7 | 6.0 |
| 5.0 | 10.0 | 9.3 | 3.7 | 5.0 | 5.0 | 5.3 | 5.7 | 8.3 | 8.0 | 6.3 | 8.7 | 2.3 | 4.3 | 4.7 |
| 7.0 | 8.3 | 6.7 | 7.0 | 10.0 | 9.3 | 9.7 | 8.3 | 10.0 | 7.0 | 5.7 | 5.3 | 4.0 | 0.7 | 4.7 |
| 5.3 | 10.0 | 4.0 | 7.3 | 6.0 | 6.7 | 6.3 | 6.3 | 8.3 | 3.7 | 1.7 | 9.3 | 5.3 | 4.7 | 6.7 |
| 4.0 | 5.0 | 7.0 | 4.3 | 6.7 | 9.3 | 6.3 | 6.7 | 6.0 | 6.0 | 5.7 | 7.0 | 5.3 | 10.0 | 10.0 |
| 0.3 | 0.0 | 4.3 | 1.0 | 0.7 | 8.0 | * | 5.0 | 1.7 | 6.7 | 4.3 | 9.0 | 2.0 | 4.3 | 7.3 |
| 0.0 | 0.0 | 0.0 | 1.0 | 4.3 | 10.0 | 10.0 | 9.7 | 9.3 | 10.0 | 9.0 | 10.0 | 9.7 | 10.0 | 10.0 |
| 0.7 | 3.0 | 2.7 | 4.7 | 10.0 | 10.0 | 1.7 | 9.7 | 9.3 | 7.3 | 8.0 | 8.0 | 10.0 | 6.0 | 9.0 |
| 5.3 | 7.3 | 3.0 | 6.0 | 8.7 | 4.3 | 4.3 | 6.0 | 3.3 | 4.0 | 5.0 | 7.3 | 1.3 | 0.3 | 7.7 |
| 3.3 | 1.0 | 0.0 | 3.0 | 5.7 | 8.7 | 6.0 | 4.3 | 0.0 | 2.0 | 2.0 | 3.0 | 0.7 | 0.3 | 3.0 |
| 10.0 | 8.7 | 2.7 | 5.0 | 10.0 | 7.0 | 7.3 | 6.3 | 0.0 | 3.0 | 1.0 | 8.0 | 6.7 | 10.0 | 8.7 |
| 6.7 | 10.0 | 9.3 | 9.7 | 10.0 | 9.7 | 10.0 | 8.0 | 10.0 | 9.0 | 10.0 | 4.0 | 10.0 | 10.0 | 10.0 |
| 8.7 | 8.7 | 8.7 | 6.3 | 10.0 | 9.0 | | 7.3 | 9.3 | 9.3 | 10.0 | 9.3 | 10.0 | 10.0 | 10.0 |
| 5.5 | 6.5 | 5.3 | 5.8 | 7.1 | 8.0 | 7.5 | 7.6 | 7.9 | 6.6 | 6.3 | 8.1 | 4.3 | 6.3 | 7.8 |

**NUBOSIDAD** Bewölkung — **JUNIO 1912** — **Promedio diario** Tägl. Mitt. $\left(\frac{7a+2p+9p}{3}\right)$

| | | | | | | L. Riscos | | | | | | | | |
|---|---|---|---|---|---|---|---|---|---|---|---|---|---|---|
| 1.7 | 3.3 | 1.3 | 3.3 | 4.7 | 6.3 | 9.7 | 9.7 | 1.7 | 8.0 | 9.3 | 9.3 | 6.3 | 6.3 | 10.0 |
| 7.3 | 0.0 | 0.0 | 1.0 | 0.0 | 9.3 | 4.3 | 7.3 | 3.3 | 7.0 | 5.3 | 10.0 | 7.3 | 10.0 | 10.0 |
| 10.0 | 10.0 | 10.0 | 10.0 | 10.0 | 10.0 | 10.0 | 10.0 | 10.0 | 9.7 | 10.0 | 8.7 | 9.3 | 10.0 | 10.0 |
| 6.0 | 10.0 | 10.0 | 7.3 | 10.0 | 8.3 | 8.0 | 2.7 | 9.0 | 5.7 | 7.0 | 9.0 | 5.7 | 10.0 | 10.0 |
| 6.7 | 8.0 | 2.3 | 5.7 | 10.0 | 7.7 | 6.3 | 1.0 | 10.0 | 6.7 | 3.7 | 7.3 | 2.3 | 4.0 | 1.3 |
| 8.3 | 7.0 | 8.3 | 8.0 | 8.3 | 9.7 | 8.3 | 8.7 | 6.7 | 10.0 | 9.3 | 8.3 | 6.3 | 9.3 | 5.0 |
| 10.0 | 10.0 | 9.3 | 8.7 | 10.0 | 10.0 | 10.0 | 9.3 | 8.3 | 8.3 | 9.0 | 8.7 | 6.7 | 10.0 | 10.0 |
| 9.3 | 10.0 | 8.3 | 10.0 | 5.7 | 9.3 | 8.0 | 8.0 | 10.0 | 8.3 | 9.7 | 7.7 | 10.0 | 8.0 | 10.0 |
| 4.0 | 4.7 | 6.7 | 8.3 | 6.7 | 7.7 | 10.0 | 8.3 | 10.0 | 7.0 | 8.0 | 8.3 | 10.0 | 10.0 | 10.0 |
| 2.7 | 7.3 | 4.7 | 9.3 | 10.0 | 9.3 | 10.0 | 10.0 | 10.0 | 8.7 | 9.7 | 9.3 | 6.3 | 5.0 | 4.0 |
| 8.0 | 9.0 | 9.3 | 10.0 | 10.0 | 9.0 | 10.0 | 8.3 | 10.0 | 6.3 | 5.7 | 9.7 | 5.3 | 7.0 | 6.7 |
| 10.0 | 10.0 | 9.3 | 10.0 | 10.0 | 8.3 | 9.7 | 9.7 | 5.7 | 5.7 | 5.7 | 9.3 | 10.0 | 10.0 | 10.0 |
| 2.7 | 8.7 | 2.0 | 7.0 | 5.7 | 3.7 | 8.0 | 7.7 | 6.7 | 6.7 | 5.7 | 7.0 | 8.3 | 9.7 | 4.3 |
| 3.0 | 3.7 | 1.7 | 5.7 | 7.7 | 7.3 | 8.7 | 5.0 | 8.3 | 4.0 | 2.0 | 8.0 | 8.3 | 6.3 | 3.0 |
| 3.0 | 6.0 | 2.0 | 6.3 | 10.0 | 10.0 | 10.0 | 9.3 | 10.0 | 8.3 | 9.0 | 4.3 | 5.0 | 0.0 | 0.0 |
| 6.7 | 10.0 | 10.0 | 6.0 | 6.7 | 6.3 | 9.3 | 7.7 | 7.7 | 7.7 | 6.7 | 0.0 | 8.0 | 7.3 | 10.0 |
| 2.3 | 6.0 | 2.0 | 1.3 | 4.3 | 7.7 | 9.0 | 10.0 | 10.0 | 10.0 | 10.0 | 9.0 | 9.3 | 9.3 | 10.0 |
| 5.3 | 8.3 | 8.3 | 6.7 | 10.0 | 10.0 | 10.0 | 10.0 | 10.0 | 6.7 | 8.7 | 9.7 | 6.0 | 10.0 | 10.0 |
| 2.7 | 3.3 | 1.3 | 2.7 | 4.0 | 6.7 | 4.3 | 1.3 | 6.7 | 10.0 | 9.0 | 10.0 | 6.7 | 9.3 | 8.7 |
| 1.0 | 0.7 | 3.7 | 1.0 | 5.7 | 9.7 | 7.7 | 6.3 | 4.3 | 8.0 | 7.0 | 10.0 | 9.0 | 6.3 | 10.0 |
| 9.3 | 10.0 | 6.0 | 7.0 | 10.0 | 10.0 | 9.3 | 8.7 | 8.3 | 10.0 | 9.7 | 9.3 | 6.0 | 6.7 | 8.7 |
| 10.0 | 10.0 | 10.0 | 10.0 | 8.3 | 9.7 | 8.7 | 9.3 | 10.0 | 7.7 | 7.3 | 6.0 | 7.0 | 6.3 | 5.7 |
| 9.7 | 10.0 | 7.0 | 7.0 | 10.0 | 9.0 | 8.7 | 9.0 | 8.3 | 7.3 | 6.3 | 6.7 | 1.7 | 1.3 | 5.0 |
| 8.7 | 8.3 | 8.7 | 10.0 | 10.0 | 9.7 | 10.0 | 9.0 | 7.7 | 4.3 | 8.0 | 8.0 | 0.0 | 6.3 | 7.7 |
| 8.0 | 9.7 | 4.0 | 8.0 | 6.7 | 9.0 | 10.0 | 10.0 | 9.0 | 8.7 | 9.7 | 8.3 | 1.7 | 5.3 | 4.7 |
| 1.7 | 5.3 | 3.3 | 6.7 | 6.7 | 7.0 | 10.0 | 8.7 | 10.0 | 8.0 | 6.7 | 7.7 | 4.0 | 3.7 | 8.7 |
| 1.0 | 2.3 | 2.7 | 4.3 | 6.3 | 7.7 | 8.3 | 6.0 | 5.0 | 5.7 | 4.0 | 7.0 | 7.3 | 5.7 | 10.0 |
| 2.3 | 0.0 | 7.3 | 3.0 | 6.7 | 8.3 | 7.7 | 6.3 | 7.3 | 5.7 | 5.0 | 8.3 | 1.7 | 2.0 | 8.0 |
| 5.7 | 5.0 | 10.0 | 8.7 | 6.7 | 5.3 | 4.3 | 2.0 | 9.0 | 2.3 | 0.0 | 8.3 | 5.0 | 4.7 | 8.0 |
| 0.7 | 0 0 | 0.0 | 0.0 | 4.3 | 3.7 | 9.0 | 8.7 | 3.3 | 5.7 | 8.3 | 7.3 | 2.3 | 1.3 | 7.0 |
| 5.6 | 6.6 | 5.6 | 6.4 | 7.5 | 8.2 | 8.6 | 7.6 | 7.9 | 7.3 | 7.2 | 8.0 | 6.1 | 6.7 | 7.5 |

* — transladó la estación a los Riscos. El promedio corresponde a los 23 dias de P. Varas

**NEBULOSIDAD**
Bewölkung

**JULIO 1912**

**Promedio diario**
Tägl. Mitt. $\left(\frac{7a+2p+}{3}\right.$

| Dia<br>Tag | Arica | Iquique | Antofagasta | Caldera | Pascua | Copiapó | Coquimbo | Ovalle | Los Andes | Valparaiso | Santiago | El Teniente | San Fernando | Talca |
|---|---|---|---|---|---|---|---|---|---|---|---|---|---|---|
| 1 | 10.0 | 10.0 | 3.3 | 0.0 | 6.7 | 0.0 | 0.0 | 0.0 | 0.0 | 0.0 | 0.7 | 0.0 | 3.3 | 2.7 |
| 2 | 10.0 | 10.0 | 3.7 | 1.7 | 7.3 | 1.3 | 3.3 | 0.0 | 0.0 | 0.0 | 0.3 | 0.0 | 3.3 | 2.7 |
| 3 | 10.0 | 10.0 | 10.0 | 4.3 | 5.3 | 4.3 | 5.7 | 0.0 | 0.0 | 1.0 | 0.7 | 0.0 | 0.0 | 3.3 |
| 4 | 6.7 | 6.7 | 6.3 | 4.3 | 8.7 | 1.3 | 10.0 | 0.0 | 6.7 | 4.7 | 5.3 | 6.7 | 9.7 | 9.3 |
| 5 | 6.7 | 10.0 | 5.0 | 10.0 | 6.3 | 6.0 | 10.0 | 10.0 | 9.7 | 9.3 | 10.0 | 10.0 | 10.0 | 10.0 |
| 6 | 6.7 | 10.0 | 3.0 | 3.3 | 5.3 | 0.7 | 4.3 | 3.3 | 3.3 | 3.0 | 6.3 | 2.3 | 5.3 | 3.7 |
| 7 | 6.7 | 10.0 | 5.0 | 3.3 | 7.3 | | 0.0 | 0.0 | 0.0 | 0.0 | 2.3 | 0.0 | 3.3 | 3.3 |
| 8 | 6.7 | 10.0 | 3.3 | 10.0 | 7.7 | 0.0 | 10.0 | 3.3 | 2.7 | 7.0 | 2.0 | 1.0 | 1.3 | 9.7 |
| 9 | 5.0 | 10.0 | 2.3 | 6.7 | 3.7 | 3.3 | 6.7 | 3.3 | 0.0 | 4.7 | 2.7 | 3.7 | 7.0 | 10.0 |
| 10 | 6.7 | 10.0 | 3.0 | 10.0 | 4.0 | 0.0 | 6.7 | 3.3 | 10.0 | 6.7 | 8.3 | 5.3 | 10.0 | 10.0 |
| 11 | 6.7 | 10.0 | 3.0 | 10.0 | 3.7 | 0.0 | 10.0 | 0.0 | 10.0 | 9.7 | 7.0 | 3.7 | 5.7 | 6.3 |
| 12 | 7.3 | 9.3 | 2.7 | 3.3 | 7.3 | 3.3 | 4.3 | 3.3 | 0.0 | 4.0 | 10.0 | 0.0 | 6.7 | 10.0 |
| 13 | 7.7 | 10.0 | 4.7 | 10.0 | 8.0 | 3.3 | 10.0 | 3.3 | 0.3 | 0.3 | 6.7 | 0.0 | 6.7 | 4.7 |
| 14 | 7.0 | 10.0 | 3.0 | 3.3 | 9.7 | 3.3 | 3.3 | 0.0 | 3.3 | 0.7 | 5.3 | 0.7 | 6.7 | 6.3 |
| 15 | 7.0 | 10.0 | 3.0 | 9.7 | 7.3 | 3.3 | 8.3 | 0.0 | 0.0 | 1.0 | 4.0 | 0.0 | 4.7 | 3.7 |
| 16 | 8.0 | 10.0 | 3.0 | 10.0 | 2.7 | 3.3 | 4.7 | 0.0 | 0.0 | 0.0 | 3.3 | 0.0 | 0.0 | 10.0 |
| 17 | 3.3 | 3.3 | 3.0 | 3.3 | 4.0 | 0.3 | 3.3 | 0.0 | 0.0 | 6.7 | 0.0 | 0.0 | 0.0 | 3.3 |
| 18 | 6.7 | 3.3 | 3.3 | 0.0 | 4.3 | 0.0 | 6.0 | 3.3 | 0.0 | 7.0 | 0.3 | 0.0 | 3.3 | 10.0 |
| 19 | 6.7 | 8.0 | 2.3 | 3.0 | 8.3 | 0.0 | 8.3 | 3.3 | 0.0 | 10.0 | 1.0 | 0.7 | 6.7 | 10.0 |
| 20 | 6.7 | 8.0 | 2.7 | 6.7 | 9.0 | 4.7 | 10.0 | 2.0 | 10.0 | 10.0 | 7.3 | 6.7 | 10.0 | 10.0 |
| 21 | 7.3 | 10.0 | 3.0 | 3.3 | 4.0 | 3.3 | 9.3 | 0.0 | 10.0 | 10.0 | 8.7 | 8.3 | 9.3 | 10.0 |
| 22 | 7.3 | 10.0 | 3.0 | 6.0 | 5.0 | 8.7 | 8.0 | 3.3 | 6.7 | 7.3 | 6.3 | 4.0 | 8.7 | 6.0 |
| 23 | 10.0 | 9.3 | 3.0 | 0.0 | 5.7 | 2.0 | 9.3 | 0.0 | 8.7 | 6.3 | 8.7 | 8.3 | 8.7 | 10.0 |
| 24 | 7.3 | 4.7 | 4.0 | 0.0 | 6.7 | 0.3 | 2.7 | 0.0 | 10.0 | 9.7 | 10.0 | 10.0 | 10.0 | 10.0 |
| 25 | 8.0 | 9.3 | 3.0 | 0.0 | 7.0 | 0.0 | 3.3 | 0.0 | 5.0 | 3.7 | 7.7 | 7.0 | 10.0 | 10.0 |
| 26 | 7.0 | 10.0 | 3.3 | 10.0 | 6.3 | 0.0 | 3.3 | 0.0 | 0.3 | 1.0 | 4.7 | 1.0 | 3.3 | 1.0 |
| 27 | 7.3 | 10.0 | 3.0 | 9.0 | 7.0 | 3.0 | 6.7 | 0.0 | 0.0 | 0.7 | 1.0 | 1.0 | 0.0 | 0.7 |
| 28 | 3.7 | 9.3 | 3.0 | 8.3 | 4.3 | 3.3 | 10.0 | 0.0 | 0.0 | 3.7 | 0.7 | 0.0 | 3.3 | 1.0 |
| 29 | 4.3 | 6.7 | 3.0 | 6.7 | 4.7 | 5.0 | 10.0 | 3.3 | 6.7 | 10.0 | 5.3 | 3.7 | 3.3 | 6.3 |
| 30 | 7.3 | 10.0 | 3.0 | 6.7 | 4.3 | 4.3 | 8.0 | 3.3 | 3.3 | 9.3 | 10.0 | 1.3 | 9.7 | 10.0 |
| 31 | 6.7 | 10.0 | 2.7 | 3.3 | 7.0 | 3.7 | 3.7 | 3.3 | 6.0 | 3.7 | 6.0 | 7.0 | 6.3 | 9.3 |
| Pro. Mit. | 7.0 | 9.0 | 3.5 | 5.4 | 6.1 | 2.4 | 6.4 | 1.6 | 3.6 | 4.9 | 4.9 | 3.0 | 5.7 | 6.9 |

**NEBULOSIDAD**
Bewölkung

**AGOSTO 1912**

**Promedio diario**
Tägl. Mitt. $\left(\frac{7a+2p+}{3}\right.$

| | | | | | | | | | | | | | | |
|---|---|---|---|---|---|---|---|---|---|---|---|---|---|---|
| 1 | 7.7 | 9.3 | 2.3 | 0.0 | 4.7 | 0.0 | 1.0 | 0.0 | 5.0 | 6.3 | 9.3 | 9.3 | 6.7 | 10.0 |
| 2 | 7.3 | 10.0 | 1.3 | 10.0 | 8.3 | 3.3 | 9.3 | 0.0 | 10.0 | 9.7 | 10.0 | 10.0 | 10.0 | 10.0 |
| 3 | 6.7 | 8.0 | 2.3 | 6.0 | 6.3 | 5.3 | 7.7 | 10.0 | 10.0 | 7.3 | 10.0 | 10.0 | 10.0 | 10.0 |
| 4 | 6.7 | 9.3 | 3.0 | 3.3 | 4.0 | 0.3 | 2.3 | 3.3 | 9.7 | 7.0 | 9.0 | 10.0 | 6.7 | 6.0 |
| 5 | 3.3 | 6.7 | 2.0 | 8.3 | 6.7 | 2.3 | 5.3 | 0.0 | 4.7 | 1.7 | 2.3 | 1.7 | 3.0 | 3.0 |
| 6 | 7.0 | 8.0 | 2.3 | 8.3 | 6.3 | 8.0 | 8.0 | 10.0 | 3.0 | 9.7 | 7.0 | 7.3 | 9.0 | 8.3 |
| 7 | 7.7 | 7.3 | 2.3 | 3.3 | 6.7 | 4.0 | 6.3 | 10.0 | 9.7 | 10.0 | 9.3 | 7.3 | 9.7 | 8.3 |
| 8 | 7.3 | 9.3 | 2.7 | 0.0 | 6.3 | 0.7 | 5.0 | 10.0 | 9.7 | 6.0 | 6.3 | 6.0 | 6.7 | 6.0 |
| 9 | 6.7 | 6.7 | 2.0 | 6.0 | 3.7 | 4.0 | 4.3 | 3.3 | 6.3 | 1.0 | 2.3 | 0.7 | 0.0 | 4.3 |
| 10 | 6.7 | 4.7 | 2.0 | 0.0 | 7.7 | 0.3 | 0.0 | 0.0 | 3.7 | 4.0 | 3.7 | 0.3 | 2.7 | 4.7 |
| 11 | 6.7 | 10.0 | 2.0 | 7.3 | 3.0 | 1.3 | 2.7 | 0.0 | 3.3 | 0.7 | 3.7 | 0.7 | 3.3 | 6.0 |
| 12 | 5.3 | 10.0 | 3.0 | 10.0 | 3.3 | 6.7 | 9.7 | 3.3 | 0.7 | 9.0 | 2.0 | 4.3 | 4.3 | 8.0 |
| 13 | 6.0 | 10.0 | 3.0 | 6.7 | 3.3 | 9.0 | 8.7 | 6.7 | 10.0 | 10.0 | 10.0 | 9.7 | 10.0 | 10.0 |
| 14 | 8.7 | 6.7 | 2.3 | 6.3 | 7.7 | 4.0 | 10.0 | 3.3 | 8.0 | 9.3 | 6.3 | 6.0 | 9.3 | 8.3 |
| 15 | 6.7 | 10.0 | 2.3 | 3.3 | 3.0 | 0.0 | 5.7 | 3.3 | 7.0 | 7.3 | 9.3 | 9.7 | 10.0 | 7.0 |
| 16 | 6.7 | 10.0 | 1.7 | 3.3 | 4.0 | 0.0 | 2.7 | 3.3 | 9.7 | 5.3 | 9.3 | 6.0 | 10.0 | 5.0 |
| 17 | 6.7 | 9.3 | 1.7 | 10.0 | | 2.7 | 10.0 | 10.0 | 10.0 | 6.7 | 10.0 | 10.0 | 10.0 | 8.7 |
| 18 | 3.3 | 9.3 | 2.0 | 5.3 | 5.7 | 4.3 | 9.7 | 10.0 | 10.0 | 7.0 | 10.0 | 10.0 | 10.0 | 9.3 |
| 19 | 3.3 | 4.0 | 2.0 | 0.0 | 8.0 | 0.0 | 3.3 | 6.0 | 10.0 | 8.7 | 9.7 | 9.3 | 6.7 | 7.7 |
| 20 | 10.0 | 10.0 | 2.3 | 9.3 | 5.3 | 4.3 | 6.7 | 3.3 | 9.0 | 4.3 | 9.7 | 9.3 | 10.0 | 6.7 |
| 21 | 10.0 | 9.3 | 2.0 | 2.0 | 4.0 | 1.0 | 1.3 | 0.0 | 3.3 | 0.7 | 4.0 | 2.7 | 3.7 | 6.7 |
| 22 | 7.0 | 10.0 | 2.3 | 5.7 | 7.3 | 0.0 | 0.0 | 0.0 | 1.0 | 0.3 | 2.0 | 0.0 | 1.7 | 2.0 |
| 23 | 6.7 | 10.0 | 2.3 | 6.7 | 9.7 | 3.3 | 7.7 | 0.0 | 0.0 | 0.0 | 0.0 | 0.0 | 0.0 | 0.3 |
| 24 | 6.7 | 6.7 | 2.0 | 6.7 | 8.7 | 3.3 | 10.0 | 10.0 | 0.0 | 1.0 | 0.7 | 0.0 | 3.3 | 2.0 |
| 25 | 3.3 | 9.3 | 2.0 | 10.0 | 9.0 | 3.3 | 10.0 | 3.3 | 0.0 | 4.0 | 1.0 | 1.0 | 5.0 | 3.3 |
| 26 | 3.7 | 8.0 | 2.0 | 6.7 | 10.0 | 2.7 | 9.0 | 3.3 | 9.0 | 8.0 | 9.7 | 9.3 | 10.0 | 8.3 |
| 27 | 6.7 | 10.0 | 1.7 | 10.0 | 7.7 | 0.7 | 6.0 | 3.3 | 3.7 | 1.0 | 3.7 | 3.3 | 4.7 | 0.7 |
| 28 | 6.7 | 9.3 | 2.0 | 7.0 | 4.0 | 0.0 | 3.3 | 0.0 | 3.7 | 1.3 | 3.7 | 4.3 | 3.3 | 1.0 |
| 29 | 6.7 | 10.0 | 2.7 | 6.7 | 3.3 | 0.0 | 6.0 | 0.0 | 0.3 | 0.7 | 0.3 | 0.3 | 0.0 | 0.3 |
| 30 | 6.7 | 10.0 | 2.0 | 6.7 | 7.3 | 1.0 | 1.7 | 0.0 | 3.3 | 0.7 | 1.7 | 0.0 | 0.7 | 0.7 |
| 31 | 7.0 | 9.3 | 2.7 | 6.7 | 9.7 | 0.0 | 3.0 | 0.0 | 0.3 | 0.3 | 0.3 | 0.3 | 0.0 | 0.3 |
| Pro. Mit. | 6.5 | 8.7 | 2.2 | 5.8 | 6.2 | 2.5 | 5.7 | 3.7 | 5.6 | 4.8 | 5.7 | 5.1 | 5.8 | 5.6 |

**BULOSIDAD**
Bewölkung

## JULIO 1912

**Promedio diario** $\left(\frac{7a+2p+9p}{3}\right)$
Tägl. Mitt.

| Punta Tumbes | Concepción | Angol | Contulmo | Mocha W | Valdivia | Los Riscos | Puerto Montt | Punta Corona | Huafo | Melinka | Evangelistas | Dungenes | Punta Arenas | San Isidro |
|---|---|---|---|---|---|---|---|---|---|---|---|---|---|---|
| 0.7 | 3.0 | 0.0 | 1.0 | 6.7 | 6.7 | 9.7 | 10.0 | 9.7 | 9.7 | 10.0 | 10.0 | 8.3 | 7.0 | 3.3 |
| 4.0 | 3.0 | 0.0 | 1.7 | 8.7 | 10.0 | 10.0 | 9.3 | 6.7 | 10.0 | 10.0 | 10.0 | 5.3 | 7.7 | 10.0 |
| 8.7 | 6.7 | 6.3 | 6.3 | 10.0 | 10.0 | 10.0 | 10.0 | 5.0 | 9.3 | 10.0 | 9.0 | 3.0 | 10.0 | 10.0 |
| 10.0 | 10.0 | 10.0 | 10.0 | 6.7 | 9.7 | 7.7 | 7.7 | 8.0 | 5.3 | 5.7 | 10.0 | 9.0 | 9.7 | 8.7 |
| 4.3 | 7.3 | 10.0 | 10.0 | 9.3 | 9.7 | 10.0 | 10.0 | 6.7 | 7.3 | 9.7 | 6.3 | 9.0 | 10.0 | 10.0 |
| 9.7 | 6.7 | 5.7 | 6.0 | 4.3 | 5.0 | 2.3 | 6.7 | 8.3 | 8.0 | 8.0 | 10.0 | 6.0 | 10.0 | 10.0 |
| 0.3 | 3.7 | 0.0 | 0.0 | 4.0 | 10.0 | 6.7 | 7.3 | 5.7 | 10.0 | 10.0 | 10.0 | 4.3 | 5.7 | 9.3 |
| 8.0 | 6.3 | 0.0 | 7.3 | 9.3 | 10.0 | 9.7 | 10.0 | 7.7 | 8.0 | 8.0 | 8.7 | 7.3 | 6.7 | 10.0 |
| 10.0 | 6.7 | 9.3 | 10.0 | 10.0 | 10.0 | 9.7 | 9.3 | 5.0 | 5.0 | 5.7 | 8.7 | 5.3 | 5.0 | 2.7 |
| 3.3 | 3.7 | 0.0 | 0.7 | 6.7 | 4.3 | 1.7 | 3.0 | 4.3 | 6.3 | 7.0 | 9.3 | 7.3 | 8.7 | 4.7 |
| 0.7 | 2.3 | 0.0 | 0.0 | 5.0 | 6.3 | 4.0 | 5.0 | 8.3 | 6.7 | 7.0 | 9.0 | 2.3 | 10.0 | 10.0 |
| 0.3 | 0.0 | 0.0 | 0.0 | 7.7 | 10.0 | 4.5 | 9.3 | 3.3 | 8.3 | 4.0 | 9.3 | 2.7 | 6.7 | 8.0 |
| 3.7 | 6.0 | 1.7 | 2.7 | 9.3 | 10.0 | 8.0 | 9.0 | 9.3 | 9.3 | 9.3 | 9.3 | 2.7 | 5.3 | 2.3 |
| 0.3 | 0.3 | 1.3 | 0.7 | 3.3 | 4.0 | 3.7 | 0.7 | 5.7 | 7.0 | 9.0 | 10.0 | 8.7 | 6.3 | 7.7 |
| 0.0 | 0.0 | 0.0 | 0.0 | 1.7 | 3.7 | 4.0 | 5.7 | 0.0 | 10.0 | 2.3 | 10.0 | 10.0 | 10.0 | 10.0 |
| 0.7 | 0.3 | 0.0 | 0.0 | 0.0 | 4.0 | 1.0 | 5.7 | 0.0 | 6.0 | 4.7 | 6.0 | 6.3 | 9.7 | 6.7 |
| 3.3 | 1.7 | 0.0 | 0.0 | 2.0 | 4.3 | 3.0 |  | 0.0 | 4.3 | 3.0 | 9.3 | 10.0 | 10.0 | 10.0 |
| 10.0 | 7.3 | 3.3 | 5.3 | 10.0 | 5.3 | 2.0 | 7.3 | 5.3 | 7.0 | 5.3 | 9.7 | 8.0 | 9.3 | 10.0 |
| 10.0 | 10.0 | 10.0 | 9.7 | 10.0 | 10.0 | 10.0 | 9.3 | 6.7 | 8.3 | 9.3 | 7.3 | 0.7 | 3.7 | 3.7 |
| 10.0 | 10.0 | 10.0 | 6.0 | 10.0 | 9.3 | 6.0 | 7.0 | 8.3 | 10.0 | 8.0 | 8.7 | 4.3 | 5.3 | 5.0 |
| 10.0 | 10.0 | 10.0 | 7.3 | 9.3 | 10.0 | 6.3 | 7.0 | 10.0 | 10.0 | 10.0 | 8.3 | 6.7 | 5.7 | 7.3 |
| 8.0 | 7.0 | 1.3 | 5.3 | 7.0 | 9.3 | 10.0 | 9.0 | 8.3 | 8.7 | 10.0 | 10.0 | 6.0 | 8.7 | 7.3 |
| 9.7 | 8.3 | 10.0 | 10.0 | 10.0 | 10.0 | 9.7 | 10.0 | 10.0 | 9.3 | 8.0 | 8.7 | 4.3 | 8.3 | 8.0 |
| 10.0 | 10.0 | 10.0 | 10.0 | 10.0 | 10.0 | 10.0 | 10.0 | 5.0 | 10.0 | 10.0 | 8.0 | 3.3 | 4.3 | 8.3 |
| 6.3 | 6.7 | 3.3 | 6.3 | 8.0 | 8.3 | 10.0 | 9.7 | 6.0 | 9.3 | 5.0 | 3.7 | 7.0 | 8.3 | 7.0 |
| 1.0 | 5.7 | 3.7 | 4.3 | 8.3 | 6.7 | 7.7 | 8.3 | 9.0 | 7.7 | 6.3 | 4.7 | 3.0 | 7.7 | 10.0 |
| 0.7 | 3.3 | 0.7 | 5.3 | 8.3 | 9.3 | 9.3 | 9.0 | 1.7 | 8.0 | 6.7 | 8.3 | 5.7 | 9.3 | 10.0 |
| 1.3 | 0.7 | 0.7 | 1.3 | 2.0 | 4.0 | 2.3 | 3.7 | 0.0 | 4.3 | 3.0 | 9.7 | 3.0 | 3.3 | 6.7 |
| 7.0 | 4.3 | 0.0 | 0.7 | 4.7 | 3.0 | 0.3 | 0.0 | 0.0 | 2.0 | 0.0 | 9.3 | 1.7 | 7.0 | 6.3 |
| 10.0 | 10.0 | 10.0 | 6.0 | 10.0 | 10.0 | 7.7 | 9.0 | 8.7 | 8.0 | 8.0 | 10.0 | 9.7 | 9.7 | 10.0 |
| 9.7 | 9.7 | 8.7 | 7.7 | 9.3 | 9.7 | 10.0 | 7.0 | 3.3 | 6.0 | 7.7 | 8.3 | 4.7 | 8.0 | 8.0 |
| 5.4 | 5.5 | 4.1 | 4.6 | 7.1 | 7.8 | 6.7 | 7.5 | 5.7 | 7.7 | 7.1 | 8.7 | 5.7 | 7.6 | 7.8 |

**BULOSIDAD**
Bewölkung

## AGOSTO 1912

**Promedio diario** $\left(\frac{7a+2p+9p}{3}\right)$
Tägl. Mitt.

| Punta Tumbes | Concepción | Angol | Contulmo | Mocha W | Valdivia | Los Riscos | Puerto Montt | Punta Corona | Huafo | Melinka | Evangelistas | Dungenes | Punta Arenas | San Isidro |
|---|---|---|---|---|---|---|---|---|---|---|---|---|---|---|
| 7.3 | 6.0 | 6.3 | 9.3 | 8.7 | 10.0 | 9.7 | 10.0 | 7.3 | 7.7 | 8.7 | 7.3 | 3.3 | 5.7 | 5.0 |
| 10.0 | 10.0 | 10.0 | 10.0 | 10.0 | 10.0 | 10.0 | 10.0 | 8.3 | 7.0 | 4.0 | 8.0 | 5.7 | 2.3 | 7.0 |
| 10.0 | 10.0 | 10.0 | 9.7 | 8.0 | 9.7 | 4.0 | 2.0 | 3.0 | 2.7 | 0.0 | 8.3 | 3.3 | 3.0 | 6.7 |
| 1.0 | 3.0 | 4.3 | 5.3 | 4.7 | 8.7 | 5.3 | 5.3 | 0.7 | 3.7 | 0.0 | 8.0 | 3.3 | 5.7 | 6.0 |
| 6.7 | 3.7 | 1.0 | 4.3 | 6.3 | 7.7 | 4.3 | 5.0 | 0.0 | 2.7 | 0.0 | 8.7 | 0.7 | 1.7 | 5.7 |
| 10.0 | 10.0 | 10.0 | 8.7 | 10.0 | 10.0 | 10.0 | 9.7 | 7.7 | 4.7 | 0.0 | 7.0 | 3.3 | 7.7 | 4.0 |
| 9.7 | 10.0 | 10.0 | 5.3 | 5.7 | 8.7 | 5.0 | 3.7 | 3.7 | 3.7 | 4.3 | 7.0 | 4.3 | 8.0 | 7.0 |
| 6.3 | 1.0 | 4.3 | 2.3 | 2.0 | 4.7 | 1.0 | 2.7 | 3.0 | 5.0 | 3.0 | 10.0 | 5.7 | 10.0 | 1.00 |
| 0.3 | 0.0 | 0.0 | 3.7 | 6.7 | 10.0 | 9.7 | 8.0 | 9.3 | 10.0 | 10.0 | 7.0 | 6.7 | 1.3 | 8.0 |
| 10.0 | 7.7 | 4.0 | 6.7 | 8.0 | 10.0 | 9.7 | 9.7 | 8.3 | 10.0 | 10.0 | 8.0 | 1.3 | 3.0 | 4.3 |
| 2.3 | 3.0 | 5.0 | 3.0 | 8.0 | 9.3 | 10.0 | 9.7 | 10.0 | 10.0 | 10.0 | 5.7 | 6.3 | 9.7 | 5.7 |
| 3.7 | 3.3 | 2.7 | 6.0 | 8.0 | 7.7 | 9.7 | 9.7 | 8.3 | 10.0 | 10.0 | 9.0 | 4.7 | 2.3 | 5.7 |
| 9.3 | 10.0 | 10.0 | 10.0 | 9.3 | 10.0 | 9.7 | 9.3 | 9.7 | 10.0 | 9.3 | 4.7 | 4.0 | 7.3 | 5.3 |
| 6.0 | 10.0 | 9.3 | 5.3 | 5.3 | 9.0 | 6.3 | 4.0 | 10.0 | 8.0 | 9.0 | 7.0 | 7.7 | 9.3 | 5.3 |
| 4.0 | 8.0 | 4.0 | 8.3 | 7.0 | 8.3 | 7.7 | 10.0 | 8.3 | 4.3 | 8.7 | 3.3 | 5.7 | 9.7 | 7.7 |
| 2.7 | 2.0 | 6.3 | 3.3 | 4.3 | 8.3 | 10.0 | 9.0 | 10.0 | 8.0 | 8.0 | 7.3 | 2.7 | 9.0 | 5.3 |
| 7.0 | 6.7 | 6.7 | 6.0 | 7.0 | 8.3 | 8.3 | 6.0 | 0.7 | 7.3 | 6.3 | 5.0 | 5.0 | 9.7 | 9.7 |
| 4.3 | 9.3 | 5.7 | 6.7 | 4.7 | 7.0 | 9.0 | 9.7 | 6.0 | 3.7 | 2.3 | 6.7 | 0.7 | 5.3 | 4.7 |
| 9.3 | 10.0 | 8.3 | 8.0 | 7.7 | 7.3 | 8.0 | 8.7 | 0.0 | 4.0 | 6.7 | 5.7 | 0.0 | 3.0 | 2.3 |
| 3.3 | 5.0 | 3.7 | 4.3 | 6.0 | 6.3 | 5.0 | 3.7 | 1.7 | 6.3 | 4.3 | 3.3 | 1.7 | 9.0 | 9.0 |
| 6.7 | 4.3 | 9.3 | 8.7 | 9.0 | 9.7 | 10.0 | 9.7 | 10.0 | 10.0 | 7.3 | 9.0 | 4.7 | 9.7 | 7.3 |
| 3.7 | 7.0 | 7.3 | 6.7 | 9.7 | 10.0 | 10.0 | 10.0 | 10.0 | 10.0 | 9.7 | 9.7 | 3.0 | 8.7 | 10.0 |
| 3.7 | 2.3 | 4.3 | 7.3 | 7.7 | 8.7 | 10.0 | 10.0 | 10.0 | 10.0 | 10.0 | 10.0 | 6.3 | 9.0 | 8.3 |
| 1.0 | 0.7 | 5.0 | 10.0 | 10.0 | 9.7 | 10.0 | 9.7 | 9.3 | 6.3 | 6.0 | 8.3 | 6.0 | 8.7 | 9.0 |
| 6.3 | 4.0 | 4.0 | 5.3 | 6.3 | 9.0 | 10.0 | 10.0 | 8.3 | 7.0 | 7.7 | 7.3 | 3.3 | 6.3 | 6.7 |
| 7.0 | 7.7 | 3.0 | 7.7 | 7.0 | 9.0 | 6.7 | 5.3 | 0.7 | 5.3 | 2.7 | 8.7 | 5.3 | 3.3 | 8.0 |
| 0.3 | 0.0 | 0.7 | 1.7 | 5.3 | 6.0 | 5.3 | 2.7 | 4.0 | 7.0 | 2.7 | 9.0 | 4.0 | 4.0 | 5.0 |
| 0.3 | 0.0 | 0.0 | 0.3 | 0.7 | 4.7 | 2.0 | 3.0 | 2.0 | 2.7 | 1.7 | 7.7 | 0.0 | 1.0 | 2.0 |
| 0.0 | 0.0 | 0.0 | 0.0 | 0.0 | 0.3 | 0.7 | 0.3 | 0.3 | 1.3 | 0.7 | 7.7 | 2.7 | 8.0 | 8.0 |
| 0.3 | 0.3 | 0.0 | 0.0 | 0.7 | 1.3 | 0.3 | 0.0 | 0.0 | 2.3 | 0.3 | 9.0 | 7.0 | 8.0 | 6.0 |
| 0.0 | 0.0 | 0.0 | 0.0 | 0.0 | 5.0 | 1.7 | 3.0 | 0.0 | 6.3 | 6.3 | 10.0 | 7.0 | 6.3 | 7.3 |
| 4.9 | 5.0 | 5.0 | 5.6 | 6.2 | 7.9 | 7.1 | 6.7 | 5.5 | 6.3 | 5.5 | 7.5 | 4.0 | 6.3 | 6.5 |

**NEBULOSIDAD**
Bewölkung

## SEPTIEMBRE 1912

**Promedio diario**
Tägl. Mitt. $\left(\frac{7a+2p+}{3}\right.$

| Dia<br>Tag | Arica | Iquique | Antofagasta | Caldera | Pascua | Copiapó | Coquimbo | Ovalle | Los Andes | Valparaiso | Santiago | El Teniente | San Fernando | Talca |
|---|---|---|---|---|---|---|---|---|---|---|---|---|---|---|
| 1 | 6.7 | 10.0 | 2.3 | 7.0 | 2.7 | 0.0 | 3.7 | 0.0 | 0.7 | 1.0 | 1.0 | 0.3 | 0.7 | 1.3 |
| 2 | 6.7 | 10.0 | 3.7 | 6.7 | 7.0 | 3.3 | 8.3 | 3.3 | 0.0 | 0.3 | 0.0 | 0.0 | 0.0 | 2.3 |
| 3 | 6.7 | 9.3 | 2.0 | 10.0 | 4.3 | 3.3 | 10.0 | 3.3 | 0.3 | 3.7 | 10.0 | 0,0 | 1.3 | 0.0 |
| 4 | 6.7 | 10.0 | 3.0 | 10.0 | 6.0 | 3.3 | 10.0 | 3.3 | 0.3 | 7.0 | 10.0 | 0.7 | 1.7 | 5.0 |
| 5 | 6.7 | 10.0 | 2.3 | 10.0 | 4.0 | 3.3 | 8.7 | 4.3 | 6.0 | 5.3 | 2.7 | 2.3 | 2.0 | 2.0 |
| 6 | 7.7 | 10.0 | 3.3 | 10.0 | 7.7 | 3.7 | 7.3 | 3.3 | 4.0 | 3.3 | 5.3 | 1.7 | 10.0 | 5.7 |
| 7 | 10.0 | 10.0 | 2.3 | 10.0 | 8.3 | 8.0 | 10.0 | 3.3 | 3.7 | 10.0 | 7.7 | 0.0 | 9.7 | 3.3 |
| 8 | 7.0 | 9.3 | 2.3 | 5.3 | 10.0 | 4.7 | 9.3 | 0.0 | 9.7 | 9.0 | 10.0 | 0.0 | 10.0 | 6.7 |
| 9 | 3.3 | 8.7 | 3.0 | 0.0 | 2.0 | 0.7 | 3.0 | 2.0 | 9.7 | 3.0 | 4.3 | 0.0 | 3.7 | 5.0 |
| 10 | 3.3 | 10.0 | 2.3 | 2.7 | 5.3 | 3.7 | 1.0 | 0.0 | 3.0 | 1.0 | 4.0 | 1.7 | 3.3 | 2.0 |
| 11 | 6.7 | 10.0 | 1.7 | 0.0 | 9.0 | 0.3 | 0.3 | 0.0 | 3.0 | 0.7 | 0.7 | 0.0 | 0.0 | 1.0 |
| 12 | 7.0 | 10.0 | 2.7 | 3.3 | 9.3 | 1.3 | 3.7 | 0.0 | 9.7 | 4.3 | 9.3 | 10.0 | 6.7 | 6.3 |
| 13 | 6.7 | 7.3 | 2.3 | 10.0 | 7.0 | 0.7 | 5.3 | 4.7 | 9.0 | 4.7 | 8.7 | 8.3 | 4.0 | 2.3 |
| 14 | 6.7 | 10.0 | 1.7 | 10.0 | 6.0 | 0.7 | 7.7 | 0.0 | 1.0 | 1.0 | 1.3 | 0.0 | 2.0 | 2.3 |
| 15 | 6.7 | 10.0 | 2.3 | 6.7 | 9.0 | 3.3 | 10.0 | 0.0 | 10.0 | 9.7 | 9.3 | 7.7 | 9.3 | 9.7 |
| 16 | 5.3 | 9.3 | 2.0 | 10.0 | 9.0 | 5.7 | 8.7 | 3.3 | 6.7 | 4.3 | 9.0 | 9.7 | 9.7 | 8.3 |
| 17 | 6.7 | 6.0 | 2.0 | 6.7 | 6.3 | 5.3 | 6.0 | 2.0 | 9.3 | 4.7 | 8.3 | 8.7 | 6.3 | 4.3 |
| 18 | 5.3 | 9.3 | 2.7 | 7.7 | 5.7 | 6.3 | 9.0 | 8.0 | 9.3 | 6.0 | 8.3 | 3.7 | 4.3 | 0.7 |
| 29 | 5.3 | 9.3 | 2.7 | 3.3 | | 4.0 | 6.3 | 0.0 | 0.3 | 0.7 | 0.7 | 0.3 | 0.0 | 0.0 |
| 20 | 6.7 | 8.0 | 2.0 | 10.0 | 4.3 | | 1.3 | 0.0 | 0.7 | 2.3 | 1.3 | 0.0 | 0.0 | 0.3 |
| 21 | 9.7 | 10.0 | 3.0 | 9.3 | 6.0 | 4.7 | 10.0 | 3.3 | 7.0 | 7.0 | 4.3 | 5.0 | 3.7 | 7.0 |
| 22 | 6.7 | 10.0 | 2.0 | 6.7 | 2.0 | 4.0 | 10.0 | 3.3 | 9.7 | 10.0 | 9.3 | 9.7 | 9.3 | 9.7 |
| 23 | 1.3 | 3.3 | 2.3 | 10.0 | 7.7 | 7.3 | 10.0 | 0.0 | 8.7 | 6.7 | 7.3 | 8.0 | 9.3 | 10.0 |
| 24 | 7.0 | 8.7 | 2.7 | 8.0 | 6.3 | 7.7 | 9.3 | 8.7 | 7.3 | 9.7 | 8.7 | 6.0 | 9.3 | 7.3 |
| 25 | 6.7 | 10.0 | 2.7 | 4.0 | 7.7 | 4.7 | 6.3 | 7.3 | 9.3 | 10.0 | 8.7 | 8.0 | 6.7 | 10.0 |
| 26 | 10.0 | 10.0 | 2.3 | 6.3 | 5.3 | 4.3 | 7.0 | 10.0 | 0.3 | 1.0 | 0.3 | 0.7 | 0.3 | 4.7 |
| 27 | 6.7 | 7.3 | 4.7 | 6.7 | 2.7 | | 9.3 | 3.3 | 0.3 | 9.3 | 1.3 | 0.7 | 0.3 | 4.3 |
| 28 | 9.7 | 8.0 | 2.7 | 6.7 | 4.7 | 0.0 | 10.0 | 0.0 | 6.0 | 10.0 | 7.0 | 2.3 | 2.0 | 3.3 |
| 29 | 8.3 | 7.3 | 2.3 | 10.0 | 7.0 | 10.0 | 10.0 | 6.7 | 9.7 | 9.7 | 9.7 | 7.7 | 10.0 | 10.0 |
| 30 | 6.7 | 6.0 | 2.0 | 3.3 | 10.0 | 3.3 | 3.3 | 0.0 | 5.3 | 3.3 | 6.3 | 1.0 | 6.7 | 10.0 |
| Pro. Mit. | 6.7 | 8.9 | 2.5 | 7.0 | 6.3 | 3.8 | 7.2 | 2.8 | 5.3 | 5.3 | 5.2 | 3.5 | 4.7 | 4.8 |

**NEBULOSIDAD**
Bewölkung

## OCTUBRE 1912

**Promedio diario**
Tägl. Mitt. $\left(\frac{7a+2p+}{3}\right.$

| | | | | | | | | | | | | | | |
|---|---|---|---|---|---|---|---|---|---|---|---|---|---|---|
| 1 | 6.7 | 6.7 | 2.3 | 0.0 | 8.0 | 0.0 | 0.0 | 0.0 | 0.3 | 0.7 | 1.7 | 2.0 | 0.0 | 0.3 |
| 2 | 6.7 | 10.0 | 2.7 | 6.7 | 1.7 | 0.0 | 0.0 | 0.0 | 0.0 | 0.3 | 0.3 | 1.0 | 0.0 | 0.0 |
| 3 | 6.7 | 8.7 | 3.3 | 7.7 | 4.3 | 4.0 | 8.3 | 3.3 | 3.7 | 4.0 | 0.7 | 0.3 | 3.3 | 1.0 |
| 4 | 6.3 | 3.3 | 2.3 | 3.3 | 5.3 | 3.7 | 10.0 | 10.0 | 9.7 | 10.0 | 9.0 | 6.0 | 8.3 | 9.3 |
| 5 | 10.0 | 10.0 | 4.0 | 2.7 | 3.3 | 1.3 | 7.3 | 3.3 | 4.0 | 9.0 | 5.3 | 1.0 | 6.0 | 10.0 |
| 6 | 6.7 | 9.3 | 2.3 | 3.3 | 9.0 | 3.3 | 3.0 | 0.0 | 1.3 | 3.7 | 4.7 | 2.7 | 6.0 | 5.0 |
| 7 | 6.3 | 10.0 | 3.0 | 6.7 | 7.7 | 4.7 | 10.0 | 3.3 | 6.7 | 10.0 | 6.7 | 6.7 | 9.7 | 9.3 |
| 8 | 6.7 | 8.7 | 3.3 | 6.7 | 4.0 | 3.3 | 4.3 | 0.0 | 9.3 | 6.0 | 8.7 | 9.7 | 8.3 | 4.3 |
| 9 | 6.7 | 10.0 | 2.7 | 10.0 | 5.3 | 0.0 | 4.0 | 0.0 | 9.0 | 7.0 | 5.7 | 10.0 | 6.7 | 9.0 |
| 10 | 6.7 | 10.0 | 4.0 | 7.3 | | 1.3 | 8.0 | 0.0 | 3.7 | 6.3 | 7.3 | 7.3 | 5.7 | 5.3 |
| 11 | 6.7 | 6.7 | 10.0 | 10.0 | 6.3 | 0.3 | 6.3 | 0.0 | 3.3 | 1.3 | 3.3 | 3.3 | 2.3 | 3.7 |
| 12 | 6.7 | 9.3 | 3.0 | 10.0 | | 4.0 | 5.7 | 0.0 | 8.7 | 6.7 | 8.7 | 7.7 | 8.0 | 6.0 |
| 13 | 6.7 | 7.3 | 3.0 | 10.0 | 3.0 | | 4.0 | 0.0 | 0.7 | 1.0 | 2.3 | 2.0 | 0.0 | 0.0 |
| 14 | 6.7 | 7.3 | 3.3 | 8.7 | | 0.0 | 4.0 | 0.0 | 5.7 | 2.0 | 2.7 | 6.3 | 3.0 | 2.7 |
| 15 | 6.7 | 6.7 | 4.0 | 10.0 | | 3.3 | 4.0 | 0.0 | 3.7 | 1.0 | 3.3 | 1.0 | 4.7 | 4.0 |
| 16 | 6.7 | 10.0 | 2.7 | 7.3 | | 6.0 | 9.7 | 3.3 | 0.7 | 1.0 | 1.0 | 0.7 | 2.3 | 2.0 |
| 17 | 6.7 | 6.0 | 2.3 | 10.0 | | 3.3 | 3.7 | 3.3 | 0.3 | 1.7 | 3.0 | 3.0 | 2.7 | 3.0 |
| 18 | 6.7 | 8.7 | 2.7 | 10.0 | | 6.0 | 4.3 | 0.0 | 3.0 | 3.7 | 4.3 | 4.0 | 7.3 | 8.3 |
| 19 | 6.7 | 8.7 | 2.3 | 10.0 | | 3.3 | 0.0 | 0.0 | 0.7 | 1.0 | 1.3 | 0.7 | 0.3 | 0.3 |
| 20 | 6.7 | 6.0 | 2.7 | 10.0 | 2.3 | 3.3 | 5.7 | 0.0 | 0.3 | 0.7 | 0.0 | 0.0 | 3.3 | 3.3 |
| 21 | 4.0 | 6.0 | 2.0 | 6.7 | 2.3 | 4.7 | 9.7 | 3.3 | 0.3 | 9.7 | 0.7 | 0.0 | 0.0 | 0.3 |
| 22 | 6.7 | 0.0 | 3.3 | 3.3 | 5.7 | 3.3 | 3.7 | 0.0 | 3.7 | 9.7 | 4.0 | 0.0 | 10.0 | 10.0 |
| 23 | 6.7 | 5.3 | 2.3 | 5.7 | 7.3 | 1.3 | 8.0 | 3.3 | 0.7 | 3.7 | 3.7 | 1.7 | 3.7 | 1.7 |
| 24 | 6.7 | 4.0 | 3.0 | 6.7 | 7.0 | 4.7 | 9.3 | 3.3 | 5.0 | 9.7 | 3.7 | 2.7 | 4.0 | 5.3 |
| 25 | 7.3 | 10.0 | 2.7 | 6.7 | 5.3 | 4.0 | 10.0 | 3.3 | 6.7 | 0.0 | 8.0 | 6.3 | 6.7 | 4.0 |
| 26 | 6.7 | 8.7 | 3.3 | 3.3 | 7.3 | | 2.7 | 0.0 | 6.0 | 3.3 | 4.3 | 1.0 | 4.7 | 6.0 |
| 27 | 6.7 | 6.0 | 3.0 | 6.7 | 8.7 | 3.3 | 0.7 | 0.0 | 2.7 | 3.0 | 2.0 | 1.3 | 2.7 | 3.7 |
| 28 | 6.7 | 2.7 | 2.3 | 6.7 | 7.0 | 3.3 | 10.0 | 3.3 | 8.0 | 7.0 | 10.0 | 5.7 | 8.3 | 10.0 |
| 29 | 6.7 | 7.3 | 2.7 | 3.3 | 7.3 | 2.7 | 1.0 | 0.0 | 8.3 | 8.0 | 8.0 | 8.3 | 10.0 | 9.3 |
| 30 | 6.7 | 4.0 | 2.0 | 0.0 | 8.0 | 0.0 | 0.7 | 0.0 | 9.0 | 0.7 | 8.7 | 9.3 | 1.3 | 3.0 |
| 31 | 6.7 | 5.3 | 3.0 | 0.0 | | 4.0 | 3.0 | 0.0 | 6.7 | 2.7 | 5.3 | 5.7 | 1.3 | 0.7 |
| Pro. Mit. | 6.7 | 7.2 | 3.1 | 7.1 | 5.7 | 2.8 | 5.1 | 1.4 | 4.2 | 4.6 | 4.5 | 3.8 | 4.5 | 4.5 |

**NUBLOSIDAD** Bewölkung — **SEPTIEMBRE 1912** — **Promedio diario** Tägl. Mitt. $\left(\frac{7a+2p+9p}{3}\right)$

| Punta Tumbes | Concepción | Angol | Contulmo | Mocha W | Valdivia | Los Riscos | Puerto Montt | Punta Corona | Huafo | Melinka | Evangelistas | Dungenes | Punta Arenas | San Isidro |
|---|---|---|---|---|---|---|---|---|---|---|---|---|---|---|
| 1.3 | 1.7 | 1.3 | 1.0 | 7.3 | 6.3 | 7.0 | 5.7 | 4.7 | 7.0 | 7.7 | 6.7 | 2.0 | 2.0 | 6.3 |
| 0.3 | 0.7 | 2.7 | 0.3 | 1.3 | 0.7 | 3.7 | 4.3 | 0.0 | 3.7 | 3.0 | 9.0 | 1.7 | 6.3 | 7.7 |
| 2.3 | 2.0 | 0.0 | 1.7 | 2.7 | 5.7 | 6.7 | 7.0 | 0.0 | 4.0 | 7.7 | 9.0 | 2.7 | 7.7 | 8.7 |
| 4.0 | 3.0 | 2.7 | 7.3 | 7.3 | 10.0 | 10.0 | 9.3 | 8.3 | 9.3 | 9.7 | 8.7 | 9.7 | 9.7 | 9.0 |
| 0.3 | 1.0 | 0.0 | 4.0 | 6.3 | 5.7 | 6.3 | 8.7 | 3.3 | 7.0 | 5.3 | 5.7 | 3.3 | | 6.3 |
| 0.3 | 0.0 | 1.7 | 0.3 | 0.0 | 2.0 | 0.3 | 0.7 | 0.0 | 1.0 | 0.0 | 9.0 | 6.7 | 8.7 | 6.3 |
| 0.0 | 2.3 | 0.0 | 0.0 | 0.0 | 0.3 | 3.0 | 3.0 | 0.0 | 7.3 | 1.3 | 9.7 | 1.7 | 5.0 | 10.0 |
| 4.7 | 5.3 | 0.0 | 0.3 | 0.0 | 1.7 | 1.7 | 3.7 | 0.0 | 6.0 | 1.7 | 10.0 | 0.7 | 5.3 | 7.7 |
| 4.0 | 5.0 | 4.0 | 3.3 | 6.3 | 3.3 | 1.0 | 3.7 | 1.7 | 3.0 | 0.0 | 10.0 | 10.0 | 8.7 | 10.0 |
| 3.0 | 4.7 | 0.0 | 7.3 | 9.3 | 6.3 | 4.0 | 8.7 | 7.3 | 5.0 | 1.0 | 9.7 | 6.0 | 8.7 | 8.3 |
| 0.3 | 0.3 | 0.0 | 0.7 | 1.7 | 4.7 | 5.7 | 4.7 | 4.3 | 10.0 | 6.7 | 9.3 | 4.0 | 9.0 | 5.7 |
| 9.3 | 5.0 | 6.0 | 10.0 | 9.7 | 9.3 | 10.0 | 9.0 | 10.0 | 10.0 | 10.0 | 9.0 | 7.3 | 9.7 | 9.3 |
| 7.0 | 2.3 | 0.0 | 6.0 | 8.7 | 9.7 | 9.3 | 7.7 | 7.7 | 6.3 | 6.0 | 7.3 | 5.7 | 6.3 | 2.3 |
| 5.0 | 3.3 | 4.3 | 5.0 | 8.0 | 10.0 | 6.3 | 8.0 | 7.7 | 5.3 | 5.3 | 9.7 | 7.0 | 6.3 | 6.0 |
| 1.7 | 1.0 | 3.3 | 2.0 | 0.0 | 5.7 | 6.7 | 5.7 | 5.0 | 4.7 | 3.7 | 9.7 | 5.3 | 9.7 | 8.7 |
| 3.3 | 4.7 | 5.0 | 5.7 | 4.3 | 7.7 | 8.7 | 5.0 | 5.0 | 8.0 | 9.3 | 9.0 | 3.7 | 7.3 | 7.3 |
| 0.7 | 5.3 | 1.7 | 4.7 | 5.7 | 6.3 | 5.0 | 5.7 | 4.7 | 5.3 | 4.0 | 8.0 | 9.0 | 8.7 | 7.0 |
| 0.0 | 0.0 | 0.0 | 0.0 | 2.3 | 6.7 | 4.0 | 4.7 | 0.0 | 6.0 | 6.0 | 9.0 | 8.3 | 7.7 | 5.3 |
| 0.3 | 0.0 | 1.7 | 3.3 | 3.3 | 9.3 | 8.7 | 8.7 | 9.3 | 7.7 | 8.0 | 8.0 | 4.7 | 3.3 | 5.3 |
| 0.0 | 0.0 | 0.0 | 0.0 | 1.3 | 3.0 | 3.3 | 2.3 | 3.0 | 4.0 | 6.7 | 9.7 | 6.7 | 9.3 | 7.7 |
| 9.3 | 4.0 | 1.7 | 7.7 | 9.0 | 9.3 | 6.3 | 7.3 | 6.3 | 6.0 | 6.7 | 10.0 | 8.7 | 8.0 | 8.0 |
| 9.0 | 3.7 | 3.3 | 5.7 | 9.0 | 9.3 | 10.0 | 8.7 | 10.0 | 10.0 | 8.7 | 9.0 | 7.3 | 7.0 | 8.3 |
| 8.7 | 6.0 | 1.7 | 7.0 | 6.7 | 5.3 | 5.7 | 4.7 | 2.3 | 8.3 | 7.3 | 9.7 | 8.3 | 9.3 | 5.0 |
| 7.3 | 7.7 | 5.0 | 8.0 | 7.3 | 6.3 | 4.3 | 4.3 | 3.3 | 8.0 | 5.0 | 10.0 | 6.7 | 6.0 | 9.3 |
| 10.0 | 9.3 | 6.7 | 10.0 | 8.0 | 6.0 | 6.0 | 3.7 | 6.7 | 9.3 | 9.3 | 7.7 | 3.0 | 5.0 | 7.0 |
| 0.7 | 0.3 | 3.3 | 6.0 | 5.7 | 10.0 | 10.0 | 8.3 | 10.0 | 8.7 | 9.3 | 6.7 | 3.3 | 4.0 | 9.3 |
| 1.7 | 8.0 | 2.7 | 5.3 | 6.7 | 9.7 | 9.3 | 4.3 | 6.7 | 8.0 | 8.3 | 8.3 | 7.3 | 7.7 | 8.0 |
| 9.3 | 10.0 | 5.0 | 8.0 | 8.0 | 9.0 | 6.0 | 4.7 | 3.3 | 9.3 | 9.3 | 10.0 | 10.0 | 10.0 | 10.0 |
| 9.3 | 10.0 | 10.0 | 10.0 | 9.7 | 10.0 | 9.7 | 8.3 | 10.0 | 10.0 | 9.3 | 8.0 | 5.0 | 6.0 | 5.3 |
| 3.3 | 5.0 | 6.7 | 8.0 | 3.0 | 5.3 | 9.3 | 9.3 | 6.7 | 7.0 | 3.7 | 8.3 | 3.3 | 4.0 | 5.0 |
| 3.9 | 3.7 | 2.7 | 4.6 | 5.3 | 6.5 | 6.3 | 6.0 | 4.9 | 6.8 | 6.0 | 8.8 | 5.6 | 7.1 | 7.3 |

**BULOSIDAD** Bewölkung — **OCTUBRE 1912** — **Promedio diario** Tägl. Mitt. $\left(\frac{7a+2p+9p}{3}\right)$

| | | | | | | | | | | | | | | |
|---|---|---|---|---|---|---|---|---|---|---|---|---|---|---|
| 1.0 | 3.7 | 6.7 | 3.3 | 3.3 | 5.7 | 6.7 | 6.3 | 6.0 | 8.3 | 7.3 | 9.0 | 5.0 | 4.7 | |
| 0.0 | 0.0 | 0.0 | 0.0 | 2.0 | 5.3 | 4.3 | 5.3 | 2.0 | 5.0 | 6.7 | 10.0 | 9.0 | 9.7 | |
| 0.7 | 2.3 | 0.0 | 0.3 | 0.0 | 5.3 | 3.0 | 2.0 | 8.7 | 3.3 | 3.3 | 9.7 | 5.0 | 9.3 | |
| 4.3 | 6.3 | 1.7 | 6.7 | 6.3 | 5.3 | 7.3 | 8.7 | 1.7 | 7.7 | 5.3 | 10.0 | 10.0 | 7.3 | |
| 6.7 | 6.3 | 8.3 | 9.3 | 7.7 | 3.3 | 6.7 | 7.3 | 2.7 | 2.7 | 2.3 | 8.7 | 3.7 | 4.7 | |
| 6.3 | 9.0 | 5.3 | 8.7 | 10.0 | 9.7 | 9.0 | 8.3 | 9.3 | 9.3 | 9.0 | 8.0 | 5.7 | 8.0 | |
| 10.0 | 10.0 | 10.0 | 6.7 | 8.0 | 10.0 | 10.0 | 9.7 | 8.3 | 10.0 | 10.0 | 10.0 | 6.3 | 6.7 | |
| 10.0 | 10.0 | 10.0 | 10.0 | 7.3 | 9.3 | 8.3 | 8.0 | 10.0 | 10.0 | 6.0 | 6.0 | 3.0 | 9.0 | |
| 9.3 | 10.0 | 10.0 | 6.7 | 6.7 | 6.3 | 6.0 | 6.0 | 7.3 | 9.3 | 9.0 | 8.7 | 9.0 | 10.0 | |
| 3.3 | 8.7 | 3.0 | 8.0 | 5.7 | 9.7 | 9.0 | 8.0 | 8.3 | 7.0 | 8.3 | 7.0 | 9.7 | 10.0 | 10.0 |
| 3.3 | 5.3 | 2.7 | 7.7 | 5.0 | 8.3 | 9.3 | 8.7 | 9.7 | 8.0 | 7.3 | 9.0 | 7.7 | 9.3 | 10.0 |
| 3.7 | 2.0 | 6.7 | 5.7 | 9.3 | 9.7 | 10.0 | 9.3 | 8.3 | 7.7 | 5.7 | 7.0 | 4.7 | 5.3 | 8.7 |
| 8.7 | 1.7 | 2.7 | 9.3 | 9.7 | 9.3 | 9.7 | 9.3 | 10.0 | 9.7 | 9.3 | 9.3 | 3.7 | 7.7 | 8.0 |
| 6.3 | 7.7 | 3.3 | 9.3 | 9.7 | 7.3 | 9.7 | 9.3 | 9.3 | 7.0 | 6.0 | 8.7 | 5.0 | 4.0 | 5.3 |
| 7.0 | 5.3 | 1.7 | 7.3 | 9.0 | 8.0 | 6.0 | 7.3 | 8.3 | 8.7 | 8.7 | 9.0 | 7.7 | 9.3 | 10.0 |
| 6.7 | 7.7 | 8.3 | 9.3 | 8.0 | 9.7 | 9.0 | 8.7 | 9.3 | 7.3 | 7.7 | 8.0 | 4.3 | 8.0 | 9.3 |
| 2.7 | 3.7 | 3.3 | 4.7 | 5.7 | 5.0 | 5.7 | 6.0 | 5.7 | 7.7 | 7.0 | 9.3 | 6.0 | 6.3 | 10.0 |
| 3.0 | 6.3 | 8.3 | 6.7 | 6.0 | 9.7 | 6.7 | 9.7 | 8.3 | 9.3 | 8.3 | 8.7 | 5.0 | 7.7 | 9.7 |
| 0.7 | 1.3 | 0.0 | 2.3 | 7.0 | 5.7 | 10.0 | 7.3 | 10.0 | 10.0 | 9.0 | 9.3 | 6.7 | 8.7 | 8.3 |
| 0.0 | 0.3 | 0.0 | 0.0 | 7.7 | 3.3 | 3.7 | 3.3 | 9.3 | 10.0 | 10.0 | 7.7 | 5.7 | 5.3 | 8.3 |
| 3.3 | 3.3 | 0.0 | 3.3 | 9.3 | 0.7 | 2.0 | 4.0 | 5.7 | 10.0 | 9.0 | 9.0 | 6.3 | 9.0 | 8.7 |
| 7.0 | 9.3 | 3.3 | 6.7 | 5.3 | 4.3 | 8.3 | 5.7 | 3.3 | 4.3 | 3.7 | 9.3 | 3.3 | 8.3 | 8.0 |
| 0.0 | 0.0 | 0.0 | 0.3 | 4.7 | 2.7 | 2.3 | 0.7 | 0.7 | 5.3 | 4.3 | 10.0 | 8.7 | 9.0 | 7.3 |
| 3.0 | 3.3 | 0.0 | 0.0 | 0.7 | 1.3 | 0.7 | 0.7 | 0.0 | 3.0 | 3.0 | 10.0 | 5.0 | 5.7 | 7.0 |
| 3.3 | 6.0 | 0.0 | 0.3 | 4.7 | 7.7 | 3.3 | 4.7 | 0.0 | 2.3 | 0.7 | 10.0 | 7.0 | 7.3 | 9.3 |
| 4.0 | 7.3 | 7.3 | 9.3 | 9.3 | 8.7 | 9.3 | 9.0 | 6.3 | 6.0 | 5.3 | 10.0 | 6.3 | 9.0 | 10.0 |
| 0.7 | 5.7 | 0.0 | 9.3 | 9.3 | 9.7 | 9.0 | 8.7 | 7.7 | 9.3 | 9.0 | 9.0 | 10.0 | 10.0 | 10.0 |
| 7.0 | 7.3 | 8.7 | 10.0 | 8.7 | 10.0 | 10.0 | 10.0 | 9.0 | 8.0 | 7.3 | 6.0 | 1.3 | 3.7 | 7.3 |
| 3.7 | 7.3 | 6.7 | 7.0 | 7.0 | 7.3 | 7.0 | 7.0 | 5.0 | 7.0 | 4.7 | 10.0 | 7.3 | 10.0 | 8.3 |
| 6.3 | 2.0 | 4.7 | 2.3 | 2.3 | 5.0 | 4.3 | 3.0 | 1.7 | 3.7 | 2.7 | 10.0 | 6.7 | 8.7 | 9.3 |
| 5.7 | 0.7 | 0.0 | 2.3 | 1.7 | 5.0 | 7.3 | 2.0 | 6.7 | 9.0 | 8.3 | 9.3 | 8.0 | 6.0 | 9.0 |
| 4.4 | 5.2 | 4.0 | 5.6 | 6.4 | 6.7 | 6.9 | 6.6 | 6.4 | 7.3 | 6.6 | 8.9 | 6.2 | 7.7 | 8.7 |

**NEBULOSIDAD**
Bewölkung

## NOVIEMBRE 1912

**Promedio diario** $\left(\frac{7a+2p}{3}\right)$
Tägl. Mitt.

| Dia / Tag | Arica | Iquique | Antofagasta | Caldera | Paseua | Copiapó | Coquimbo | Ovalle | Los Andes | Valparaíso | Santiago | El Teniente | San Fernando | Talca |
|---|---|---|---|---|---|---|---|---|---|---|---|---|---|---|
| 1 | 6.7 | 6.0 | 3.3 | 6.7 | 3.0 | 3.3 | 6.7 | 0.0 | 5.7 | 5.3 | 3.3 | 3.3 | 5.3 | 3.0 |
| 2 | 6.0 | 6.0 | 1.3 | 4.7 | 3.7 | 4.0 | 4.7 | 6.7 | 9.7 | 2.3 | 9.7 | 9.3 | 7.3 | 6.3 |
| 3 | 8.3 | 2.7 | 3.0 | 0.0 | 5.0 | 0.0 | 0.0 | 0.0 | 3.3 | 0.7 | 3.3 | 4.3 | 6.0 | 6.7 |
| 4 | 6.7 | 6.0 | 2.3 | 6.7 | 3.7 | 2.7 | 3.3 | 0.0 | 5.0 | 6.3 | 8.7 | 6.7 | 6.7 | 3.3 |
| 5 | 8.0 | 3.3 | 3.3 | 0.0 | 7.7 | 0.0 | 0.0 | 0.0 | 0.3 | 0.7 | 0.7 | 1.7 | 0.0 | 0.3 |
| 6 | 9.7 | 8.7 | 2.3 | 6.7 | 9.7 | 0.0 | 0.0 | 0.0 | 0.3 | 0.7 | 0.7 | 3.3 | 2.3 | 3.7 |
| 7 | 8.0 | 8.0 | 1.3 | 6.7 | 10.0 | 2.7 | 3.3 | 0.0 | 0.0 | 0.0 | 0.3 | 0.0 | 0.7 | 0.7 |
| 8 | 2.7 | 4.0 | 2.3 | 3.3 | 4.0 | 3.3 | 10.0 | 3.3 | 0.0 | 4.0 | 0.0 | 0.0 | 0.0 | 0.0 |
| 9 | 3.3 | 1.3 | 2.3 | 3.3 | 7.7 | 3.3 | 1.3 | 0.0 | 0.3 | 0.3 | 0.3 | 1.3 | 3.3 | 1.3 |
| 10 | 3.3 | 5.3 | 1.3 | 3.3 | 4.0 | 1.7 | 9.3 | 0.0 | 0.3 | 4.0 | 0.7 | 1.0 | 7.3 | 5.7 |
| 11 | 6.7 | 7.3 | 1.7 | 6.7 | 3.7 | 3.3 | 8.3 | 3.3 | 3.3 | 6.7 | 3.3 | 5.0 | 3.3 | 4.0 |
| 12 | 6.7 | 8.0 | 2.0 | 10.0 | 7.0 | 3.3 | 10.0 | 3.3 | 8.7 | 6.3 | 9.3 | 9.7 | 9.7 | 5.3 |
| 13 | 3.3 | 2.0 | 3.0 | 7.0 | 8.0 | 6.7 | 10.0 | 10.0 | 2.0 | 3.7 | 3.7 | 8.0 | 5.7 | 6.3 |
| 14 | 0.7 | 4.0 | 2.3 | 3.3 | 5.3 | 3.3 | 5.7 | 6.7 | 10.0 | 6.0 | 7.3 | 7.7 | 5.7 | 3.0 |
| 15 | 3.3 | 4.0 | 2.3 | 0.0 | 8.3 | 0.0 | 1.0 | 0.0 | 6.7 | 5.3 | 5.7 | 6.7 | 5.0 | 6.7 |
| 16 | 6.7 | 8.0 | 1.7 | 6.7 | 7.7 | 4.0 | 9.0 | 0.0 | 1.3 | 6.7 | 6.3 | 5.3 | 9.3 | 10.0 |
| 77 | 4.3 | 4.0 | 2.7 | 10.0 | 7.7 | 3.0 | 6.0 | 0.0 | 5.7 | 3.7 | 5.7 | 6.7 | 8.0 | 10.0 |
| 18 | 3.3 | 3.7 | 2.0 | 5.7 | 5.3 | 0.0 | 0.3 | 0.0 | 2.3 | 0.7 | 7.0 | 3.3 | 6.7 | 5.7 |
| 19 | 3.3 | 4.0 | 2.3 | 6.7 | 7.7 | 0.0 | 0.0 | 0.0 | 0.7 | 0.3 | 0.7 | 3.7 | 0.7 | 3.0 |
| 20 | 5.0 | 6.0 | 2.0 | 6.7 | 9.7 | 0.0 | 2.7 | 0.0 | 0.3 | 0.7 | 0.7 | 0.0 | 4.0 | 0.7 |
| 21 | 6.7 | 10.0 | 2.7 | 10.0 | 10.0 | 1.3 | 3.3 | 0.0 | 3.0 | 1.7 | 3.0 | 0.0 | 2.3 | 6.3 |
| 22 | 6.7 | 7.3 | 2.3 | 10.0 | 8.3 | 2.7 | 3.3 | 0.0 | 3.0 | 1.0 | 3.0 | 3.0 | 1.7 | 1.7 |
| 23 | 6.7 | 8.7 | 1.7 | 6.7 | 2.7 | 3.3 | 3.3 | 0.0 | 2.3 | 1.0 | 1.3 | 2.7 | 5.0 | 5.7 |
| 24 | 3.3 | 5.3 | 2.0 | 10.0 | 5.3 | 4.0 | 2.0 | 0.0 | 0.3 | 0.7 | 0.7 | 0.0 | 0.0 | 0.0 |
| 25 | 0.7 | 1.7 | 2.7 | 6.7 | 10.0 | 3.3 | 3.3 | 3.3 | 0.3 | 1.3 | 2.3 | 5.7 | 3.7 | 7.3 |
| 26 | 4.0 | 5.0 | 1.7 | 6.7 | 8.3 | 3.3 | 6.0 | 0.0 | 0.7 | 1.0 | 3.0 | 3.7 | 4.7 | 9.3 |
| 27 | 7.0 | 8.7 | 2.0 | 6.0 | 5.0 | 3.3 | 3.3 | 0.0 | 5.3 | 1.0 | 3.7 | 8.0 | 4.0 | 4.0 |
| 28 | 9.0 | 6.0 | 1.7 | 6.7 | 4.0 | 0.7 | 1.0 | 0.0 | 0.7 | 0.3 | 0.7 | 2.0 | 0.0 | 0.0 |
| 29 | 4.0 | 7.7 | 2.0 | 7.0 | 5.3 | 0.3 | 2.7 | 0.0 | 0.0 | 0.7 | 0.3 | 0.0 | 0.0 | 1.7 |
| 30 | 3.7 | 3.3 | 2.0 | 6.7 | 7.0 | 3.3 | 6.3 | 0.0 | 3.0 | 7.0 | 0.3 | 0.3 | 0.7 | 0.7 |
| Pro. Mit. | 5.3 | 5.5 | 2.2 | 6.0 | 6.5 | 2.3 | 4.2 | 1.2 | 2.8 | 2.7 | 3.2 | 3.7 | 4.0 | 4.1 |

**NEBULOSIDAD**
Bewölkung

## DICIEMBRE 1912

**Promedio diario** $\left(\frac{7a+2p+}{3}\right)$
Tägl. Mitt.

| | | | | | | | | | | | | | | |
|---|---|---|---|---|---|---|---|---|---|---|---|---|---|---|
| 1 | 5.3 | 1.3 | 2.7 | 3.3 | 3.7 | | 5.7 | 0.0 | 0.3 | 9.7 | 0.3 | 0.3 | 0.0 | 0.7 |
| 2 | 4.0 | 4.7 | 2.7 | 3.3 | 5.0 | 3.3 | 4.3 | 0.0 | 0.3 | 9.7 | 0.3 | 0.3 | 0.3 | 1.7 |
| 3 | 6.7 | 10.0 | 1.7 | 6.7 | 7.0 | 0.3 | 4.7 | 0.0 | 0.3 | 7.0 | 0.7 | 2.3 | 3.3 | 0.0 |
| 4 | 6.7 | 9.0 | 3.3 | 3.3 | 5.3 | 3.3 | 6.3 | 3.3 | 0.3 | 9.7 | 4.7 | 1.7 | 2.3 | 7.3 |
| 5 | 7.7 | 3.3 | 2.7 | 3.3 | 5.7 | 3.3 | 4.7 | 0.0 | 3.7 | 3.3 | 3.7 | 3.7 | 4.0 | 3.7 |
| 6 | 9.3 | 9.3 | 1.7 | 6.7 | 4.7 | 0.0 | 4.0 | 0.0 | 0.3 | 0.7 | 0.3 | 0.0 | 0.0 | 0.0 |
| 7 | 8.7 | 9.3 | 4.0 | 9.7 | 5.7 | 4.3 | 5.0 | 3.3 | 0.3 | 4.0 | 0.3 | 0.7 | 0.0 | 0.7 |
| 8 | 6.0 | 6.0 | 2.7 | 10.0 | 3.7 | 3.3 | 4.7 | 0.0 | 0.3 | 3.0 | 0.3 | 1.7 | 3.0 | 1.7 |
| 9 | 4.7 | 4.7 | 3.0 | 6.7 | 4.7 | 3.3 | 5.7 | 3.3 | 0.3 | 0.7 | 1.0 | 3.3 | 4.3 | 3.3 |
| 10 | 4.3 | 8.3 | 3.0 | 3.3 | 5.7 | 4.3 | 3.3 | 0.0 | 0.3 | 0.7 | 0.3 | 0.3 | 0.3 | 0.7 |
| 11 | 2.0 | 8.7 | 2.7 | 6.7 | 1.7 | 1.3 | 1.0 | 0.0 | 1.3 | 0.7 | 2.3 | 3.6 | 1.7 | 1.0 |
| 12 | 3.3 | 3.3 | 2.7 | 3.3 | 4.3 | 3.0 | 4.0 | 0.0 | 0.3 | 0.3 | 0.3 | 0.3 | 0.7 | 0.0 |
| 13 | 8.0 | 7.3 | 2.3 | 9.7 | 1.7 | 3.0 | 3.3 | 0.0 | 0.3 | 0.7 | 0.0 | 0.3 | 0.0 | 0.7 |
| 14 | 8.3 | 8.7 | 2.3 | 10.0 | 4.3 | 3.3 | 7.7 | 0.0 | 1.3 | 1.7 | 2.7 | 2.7 | 6.7 | 9.3 |
| 15 | 3.3 | 6.7 | 2.7 | 6.7 | 5.7 | | 5.7 | 0.0 | 3.3 | 1.0 | 3.0 | 3.0 | 0.3 | 0.3 |
| 16 | 7.0 | 8.7 | 2.7 | 10.0 | 9.7 | | 7.7 | 0.0 | 2.0 | 5.0 | 1.7 | 2.0 | 3.7 | 4.3 |
| 17 | 7.3 | 8.7 | 2.7 | 9.7 | 8.7 | 4.3 | 6.0 | 0.0 | 1.0 | 9.7 | 1.0 | 1.7 | 0.7 | 5.0 |
| 18 | 9.3 | 9.3 | 2.3 | 6.7 | 9.7 | 3.7 | 5.0 | 0.0 | 0.3 | 4.0 | 0.0 | 4.0 | 4.0 | 0.3 |
| 19 | 8.3 | 10.0 | 3.3 | 6.7 | 7.0 | | 8.0 | 3.3 | 0.3 | 3.7 | 0.3 | 0.3 | 0.0 | 0.0 |
| 20 | 9.0 | 10.0 | 2.0 | 6.7 | 3.0 | 0.7 | 7.3 | 3.3 | 0.3 | 3.3 | 0.3 | 0.0 | 0.0 | 0.0 |
| 21 | 4.7 | 5.3 | 2.7 | 3.3 | 7.3 | 3.0 | 9.3 | 3.3 | 0.3 | 5.3 | 1.7 | 1.7 | 1.3 | 0.7 |
| 22 | 1.3 | 3.3 | 3.3 | 3.3 | 6.7 | 0.0 | 4.3 | 0.0 | 0.7 | 6.7 | 0.7 | 2.3 | 2.3 | 2.0 |
| 23 | 2.7 | 5.3 | 2.7 | 6.7 | 5.7 | 4.0 | 4.0 | 3.3 | 5.3 | 6.7 | 0.7 | 3.0 | 2.3 | 1.0 |
| 24 | 1.7 | 6.7 | 2.3 | 6.7 | 7.3 | 4.3 | 4.3 | 0.0 | 0.3 | 0.3 | 0.3 | 0.3 | 0.0 | 0.0 |
| 25 | 5.7 | 4.0 | 2.3 | 6.7 | 4.0 | 3.7 | 5.7 | 0.0 | 0.3 | 0.3 | 0.7 | 0.3 | 0.0 | 0.7 |
| 26 | 4.0 | 6.7 | 2.3 | 6.7 | 3.0 | 4.7 | 5.3 | 0.0 | 0.3 | 3.3 | 0.3 | 0.3 | 0.0 | 0.0 |
| 27 | 0.0 | 3.3 | 3.0 | 6.7 | 3.3 | 2.0 | 7.7 | 0.0 | 3.0 | 4.7 | 6.3 | 7.7 | 3.3 | 5.0 |
| 28 | 2.0 | 2.0 | 3.3 | 2.3 | 2.0 | 1.3 | 10.0 | 0.0 | 3.3 | 9.7 | 8.0 | 3.7 | 8.0 | 8.7 |
| 29 | 3.0 | 4.0 | 2.7 | 3.3 | 8.0 | 3.0 | 3.3 | 0.0 | 3.7 | 2.7 | 3.7 | 3.3 | 4.3 | 3.0 |
| 30 | 1.0 | 6.0 | 3.3 | 9.0 | 5.7 | | 1.3 | 0.0 | 0.3 | 0.7 | 1.0 | 0.7 | 0.0 | 0.0 |
| 31 | 1.7 | 6.7 | 2.3 | 6.7 | 4.7 | | 7.3 | 0.0 | 0.3 | 4.0 | 1.0 | 1.0 | 0.0 | 0.0 |
| Pro. Mit. | 5.1 | 6.5 | 2.6 | 6.2 | 5.3 | 2.9 | 5.4 | 0.8 | 1.1 | 3.9 | 1.5 | 1.8 | 1.8 | 2.0 |

## NUBULOSIDAD
Bewölkung

## NOVIEMBRE 1912

**Promedio diario** $\left(\frac{7a+2p+9p}{3}\right)$
Tägl. Mitt.

| Punta Tumbes | Concepción | Angol | Contulmo | Mocha W | Valdivia | Los Riscos | Puerto Montt | Punta Corona | Huafo | Melinka | Evangelistas | Dungenes | Punta Arenas | San Isidro |
|---|---|---|---|---|---|---|---|---|---|---|---|---|---|---|
| 1.0 | 2.0 | 2.0 | 2.7 | 1.0 | 3.3 | 8.7 | 6.7 | 8.3 | 9.7 | 8.3 | 10.0 | 8.7 | 5.0 | 8.0 |
| 5.3 | 3.7 | 4.7 | 8.7 | 9.0 | 9.7 | 10.0 | 9.3 | 6.7 | 8.3 | 9.3 | 9.0 | 3.0 | 4.0 | 6.3 |
| 7.3 | 7.0 | 10.0 | 5.0 | 4.3 | 4.7 | 5.3 | 6.3 | 5.7 | 4.3 | 3.7 | 7.3 | 4.0 | 4.3 | 6.0 |
| 0.3 | 0.7 | 0.0 | 0.0 | 2.3 | 2.0 | 4.0 | 4.3 | 4.0 | 8.0 | 6.3 | 10.0 | 6.7 | 6.3 | 7.0 |
| 4.0 | 4.7 | 3.7 | 8.7 | 9.3 | 9.3 | 10.0 | 10.0 | 8.3 | 8.7 | 8.6 | 9.7 | 9.7 | 8.0 | 8.7 |
| 3.0 | 3.7 | 3.3 | 3.3 | 0.7 | 3.7 | 6.0 | 4.3 | 7.7 | 6.0 | 5.0 | 8.7 | 6.0 | 5.3 | 9.0 |
| 0.0 | 0.3 | 0.0 | 0.0 | 0.0 | 5.0 | 4.3 | 3.0 | 7.3 | 9.7 | 8.7 | 10.0 | 7.0 | 7.3 | 8.3 |
| 0.0 | 0.0 | 0.0 | 3.3 | 0.7 | 0.0 | 0.7 | 0.3 | 0.0 | 10.0 | 8.0 | 9.3 | 10.0 | 8.7 | 8.3 |
| 4.0 | 5.0 | 3.0 | 8.0 | 7.7 | 4.3 | 8.7 | 9.7 | 10.0 | 7.0 | 8.7 | 8.3 | 2.3 | 8.7 | 8.3 |
| 6.0 | 8.0 | 3.3 | 5.7 | 3.3 | 4.7 | 3.0 | 1.7 | 0.0 | 5.7 | 5.7 | 10.0 | 3.3 | 9.0 | 10.0 |
| 4.3 | 5.0 | 3.0 | 3.0 | 5.3 | 5.0 | 2.0 | 3.0 | 5.3 | 8.7 | 7.7 | 9.0 | 5.3 | 8.0 | 9.7 |
| 1.0 | 1.0 | 0.0 | 0.0 | 8.3 | 3.3 | 8.0 | 7.0 | 7.7 | 8.7 | 8.0 | 9.0 | 6.3 | 6.3 | 8.3 |
| 3.0 | 3.0 | 3.3 | 1.0 | 6.7 | 9.0 | 10.0 | 9.7 | 8.0 | 7.0 | 6.0 | 6.0 | 3.3 | 6.3 | 9.7 |
| 0.7 | 1.0 | 4.0 | 1.0 | 6.7 | 5.7 | 8.0 | 8.7 | 3.3 | 7.7 | 5.0 | 8.7 | 6.3 | 7.0 | 5.7 |
| 6.3 | 8.3 | 8.0 | 5.3 | 8.0 | 8.7 | 8.3 | 9.3 | 9.3 | 8.0 | 9.0 | 8.3 | 7.3 | 8.3 | 6.3 |
| 9.7 | 10.0 | 8.7 | 8.7 | 9.3 | 9.7 | 9.3 | 9.3 | 9.3 | 7.0 | 7.3 | 9.0 | 7.0 | 6.7 | 6.7 |
| 10.0 | 10.0 | 10.0 | 9.7 | 10.0 | 10.0 | 9.3 | 8.3 | 10.0 | 9.3 | 8.3 | 7.7 | 5.7 | 2.3 | 4.7 |
| 5.3 | 6.7 | 3.3 | 9.0 | 5.0 | 6.7 | 8.7 | 9.0 | 6.7 | 9.0 | 7.0 | 8.7 | 1.0 | 2.3 | 5.3 |
| 3.7 | 7.3 | 4.0 | 6.7 | 8.7 | 3.0 | 8.0 | 6.3 | 7.0 | 4.7 | 5.3 | 9.0 | 7.0 | 8.3 | 7.0 |
| 2.3 | 1.0 | 3.3 | 3.7 | 4.7 | 5.7 | 3.0 | 5.7 | 4.0 | 8.3 | 3.0 | 9.3 | 3.7 | 8.0 | 7.0 |
| 0.7 | 3.3 | 2.7 | 3.0 | 3.3 | 6.0 | 9.0 | 8.7 | 4.7 | 9.3 | 8.7 | 9.3 | 9.7 | 8.3 | 8.3 |
| 5.0 | 5.7 | 3.3 | 8.0 | 9.7 | 9.7 | 9.0 | 9.0 | 10.0 | 10.0 | 8.3 | 8.7 | 6.0 | 7.7 | 9.0 |
| 0.0 | 0.7 | 4.0 | 4.0 | 2.0 | 6.7 | 10.0 | 10.0 | 10.0 | 9.0 | 9.3 | 10.0 | 7.7 | 7.3 | 7.7 |
| 0.0 | 2.0 | 0.7 | 0.7 | 3.0 | 6.0 | 10.0 | 9.7 | 10.0 | 10.0 | 10.0 | 8.7 | 7.0 | 9.7 | 8.0 |
| 8.3 | 8.7 | 6.3 | 7.3 | 7.3 | 9.3 | 10.0 | 10.0 | 10.0 | 9.0 | 9.0 | 10.0 | 9.3 | 9.7 | 9.3 |
| 9.3 | 10.0 | 7.7 | 9.3 | 9.7 | 9.7 | 9.3 | 8.7 | 10.0 | 6.7 | 5.7 | 5.7 | 6.7 | 4.3 | 8.3 |
| 4.3 | 3.7 | 1.7 | 5.3 | 3.3 | 3.7 | 3.7 | 2.0 | 4.3 | 3.3 | 4.7 | 7.3 | 4.7 | 8.0 | 7.7 |
| 0.0 | 0.0 | 0.0 | 0.0 | 3.3 | 4.3 | 5.0 | 6.0 | 3.0 | 5.3 | 5.7 | 9.7 | 7.3 | 8.3 | 7.3 |
| 0.0 | 1.0 | 0.0 | 0.7 | 1.0 | 2.7 | 3.0 | 3.0 | 1.7 | 7.3 | 6.7 | 9.7 | 9.0 | 9.3 | 9.7 |
| 2.0 | 1.7 | 0.0 | 0.0 | 0.0 | 0.0 | 1.0 | 0.7 | 0.0 | 7.7 | 6.7 | 10.0 | 9.3 | 8.3 | 9.3 |
| 3.5 | 4.2 | 3.5 | 4.4 | 5.1 | 5.7 | 6.9 | 6.6 | 6.4 | 7.8 | 7.1 | 8.9 | 6.3 | 7.0 | 7.8 |

## NUBULOSIDAD
Bewölkung

## DICIEMBRE 1912

**Promedio diario** $\left(\frac{7a+2p+9p}{3}\right)$
Tägl. Mitt.

| | | | | | | | | | | | | | |
|---|---|---|---|---|---|---|---|---|---|---|---|---|---|
| 8.3 | 9.0 | 1.7 | 6.7 | 10.0 | 0.0 | 1.0 | 7.3 | 10.0 | 6.0 | 9.7 | 9.0 | 7.0 | 8.3 |
| 4.0 | 3.3 | 0.0 | 4.7 | 6.3 | 3.7 | 3.7 | 6.3 | 6.3 | 6.7 | 9.0 | 10.0 | 9.7 | 10.0 |
| 0.0 | 0.7 | 0.0 | 2.7 | 2.3 | 3.0 | 3.7 | 3.0 | 9.7 | 5.3 | 10.0 | 9.0 | 9.7 | 10.0 |
| 10.0 | 8.3 | 3.3 | 8.3 | 10.0 | 8.0 | 7.7 | 7.3 | 9.7 | 8.0 | 9.0 | 10.0 | 9.3 | 10.0 |
| 0.7 | 1.7 | 4.3 | 1.0 | 1.3 | 2.7 | 5.3 | 6.0 | 8.0 | 7.0 | 9.7 | 4.3 | 8.7 | 9.3 |
| 0.0 | 0.0 | 0.0 | 0.0 | 2.3 | 2.7 | 9.0 | 9.7 | 10.0 | 10.0 | 9.3 | 8.0 | 8.7 | 10.0 |
| 2.0 | 6.3 | 5.0 | 6.0 | 10.0 | 6.7 | 9.0 | 7.0 | 4.3 | 5.7 | 8.3 | 7.3 | 6.0 | 7.0 |
| 6.7 | 7.0 | 3.3 | 4.7 | 5.0 | 4.0 | 5.3 | 8.0 | 6.3 | 5.0 | 9.0 | 5.7 | 6.7 | 8.0 |
| 2.0 | 2.7 | 5.3 | 1.0 | 3.3 | 9.0 | 9.3 | 8.0 | 6.3 | 8.0 | 8.3 | 6.7 | 7.7 | 8.7 |
| 8.3 | 6.7 | 5.0 | 5.3 | 3.3 | 5.7 | 9.7 | 5.3 | 4.3 | 5.3 | 8.3 | 7.7 | 7.3 | 6.0 |
| 0.7 | 0.0 | 0.0 | 0.3 | 1.3 | 9.3 | 9.3 | 7.0 | 8.7 | 7.7 | 7.7 | 8.3 | 9.0 | 8.3 |
| 1.0 | 1.0 | 0.7 | 2.0 | 3.3 | 4.7 | 7.3 | 9.0 | 10.0 | 7.3 | 8.0 | 5.3 | 5.3 | 5.7 |
| 4.3 | 4.7 | 5.0 | 5.7 | 8.0 | 6.3 | 7.7 | 8.3 | 10.0 | 9.7 | 9.7 | 9.7 | 9.0 | 10.0 |
| 8.0 | 6.3 | 8.0 | 8.0 | 9.3 | 9.3 | 9.7 | 10.0 | 10.0 | 10.0 | 8.7 | 6.7 | 9.3 | 9.0 |
| 10.0 | 9.3 | 9.3 | 10.0 | 10.0 | 10.0 | 10.0 | 10.0 | 10.0 | 7.0 | 10.0 | 7.0 | 6.3 | 5.7 |
| 2.7 | 4.7 | 1.7 | 2.0 | 7.3 | 6.7 | 10.0 | 10.0 | 10.0 | 7.0 | 10.0 | 5.3 | 7.0 | 7.0 |
| 2.0 | 1.0 | 3.3 | 2.7 | 10.0 | 4.7 | 3.0 | 6.3 | 10.0 | 5.7 | 10.0 | 6.0 | 7.3 | 10.0 |
| 3.7 | 3.3 | 4.3 | 6.7 | 10.0 | 0.7 | 8.0 | 7.0 | 8.0 | 6.0 | 9.7 | 5.0 | 7.0 | 10.0 |
| 0.0 | 0.0 | 0.0 | 0.3 | 5.0 | 3.7 | 5.0 | 5.7 | 7.7 | 4.7 | 10.0 | 7.0 | 7.7 | 9.0 |
| 0.0 | 0.3 | 0.0 | 0.0 | 0.0 | 0.0 | 6.7 | 5.7 | 9.7 | 9.0 | 8.7 | 4.7 | 7.0 | 8.7 |
| 0.0 | 0.7 | 0.0 | 0.7 | 10.0 | 0.7 | 4.0 | 9.0 | 10.0 | 10.0 | 6.3 | 8.0 | 4.0 | 7.3 |
| 10.0 | 7.0 | 5.0 | 3.3 | 6.3 | 4.7 | 9.7 | 9.7 | 9.7 | 9.7 | 7.3 | 6.7 | 6.3 | 7.0 |
| 3.3 | 3.3 | 3.3 | 4.7 | 2.3 | 6.3 | 9.3 | 7.7 | 6.7 | 6.7 | 7.0 | 7.3 | 8.3 | 7.0 |
| 0.0 | 0.3 | 0.0 | 0.3 | 4.7 | 4.0 | 5.7 | 5.3 | 9.3 | 7.3 | 9.7 | 8.7 | 8.3 | 8.0 |
| 2.3 | 1.7 | 0.7 | 2.0 | 5.7 | 2.3 | 6.3 | 7.3 | 9.0 | 7.3 | 9.3 | 5.0 | 5.0 | 7.0 |
| 1.0 | 0.3 | 0.7 | 0.3 | 2.3 | 5.3 | 6.3 | 6.7 | 7.0 | 7.3 | 7.3 | 3.3 | 5.7 | 6.0 |
| 4.7 | 8.0 | 2.0 | 1.3 | 6.0 | 5.0 | 6.0 | 6.7 | 8.3 | 8.7 | 8.0 | 5.0 | 6.0 | 5.3 |
| 6.7 | 8.0 | 7.3 | 7.7 | 9.3 | 9.3 | 9.7 | 9.7 | 9.3 | 9.0 | 6.0 | 5.7 | 6.3 | 7.0 |
| 6.7 | 7.0 | 6.7 | 5.3 | 6.7 | 9.0 | 9.7 | 10.0 | 4.3 | 4.7 | 4.3 | 2.7 | 2.0 | 3.0 |
| 0.0 | 0.0 | 0.0 | 0.0 | 0.0 | 4.7 | 5.0 | 4.3 | 5.0 | 3.0 | 7.3 | 4.0 | 1.0 | 2.0 |
| 0.7 | 0.0 | 0.0 | 0.0 | 0.0 | 1.3 | 0.3 | 3.3 | 1.3 | 0.0 | 10.0 | 8.0 | 8.0 | 10.0 |
| 3.5 | 3.6 | 2.8 | 3.4 | 5.5 | 5.0 | 6.8 | 7.3 | 8.1 | 6.9 | 8.5 | 6.7 | 7.0 | 7.8 |

# RESUMENES MENSUALES Y ANUALES

EN LAS

ESTACIONES DE 1.° a 4.° ORDEN EN CHILE

**1912**

---

# ONATLICHE UND JÄHRLICHE ÜBERSICHTEN

DER

STATIONEN 1.-4. ORDNUNG IN CHILE

**1912**

---

# ARICA

| MESES | Presión atmosférica reducida a 0° y a 45 lat. Luftdruck reduciert auf 0° und Normalschwere | | | | | Temperatura (°C) Temperatur | | | | | | | | | |
|---|---|---|---|---|---|---|---|---|---|---|---|---|---|---|---|
| | Promedio mm Mittel | Máxima mm Max. | Fecha Datum | Mínima mm Min. | Fecha Datum | 7a | 2p | 9p | Media diaria Tages-Mittl. | Máxima media Mittl. Max. | Mínima media Mittl. Min. | Oscil. diaria Tägl. Schwank. | Máxima abs. Absol. Max. | Fecha Datum | Mínima abs. Absol. Min. |
| Enero | 759.4 | 62.7 | 31 | 57.1 | 2 | 21.3 | 23.1 | 22.5 | 22.4 | 23.7 | 16.9 | 6.8 | 25.0 | varios | 15.0 |
| Febrero | 59.6 | 63.6 | 7 | 55.6 | 27 | 21.8 | 23.9 | 23.2 | 23.0 | 24.5 | 17.5 | 7.0 | 27.0 | 7 | 15.2 |
| Marzo | 57.3 | 60.6 | 26 | 53.8 | 1.° | 21.1 | 23.0 | 21.5 | 21.8 | 24.0 | 17.1 | 6.9 | 28.0 | 21 | 15.2 |
| Abril | 58.6 | 60.9 | 25 | 56.0 | 6 | 19.8 | 21.6 | 20.2 | 20.4 | 23.8 | 15.7 | 8.1 | 27.4 | 11 | 13.3 |
| Mayo | 59.6 | 63.5 | 18 | 55.9 | 2,6 | 17.6 | 19.1 | 17.9 | 18.1 | 24.6 | 13.4 | 11.2 | 28.2 | 17 | 10.0 |
| Junio | 60.8 | 62.8 | 30 | 58.5 | 18 | 16.6 | 18.0 | 17.1 | 17.2 | 21.8 | 13.0 | 8.8 | 25.4 | 2 | 9.4 |
| Julio | 60.9 | 64.1 | 23 | 56.9 | 3 | 15.8 | 17.0 | 16.3 | 16.4 | 21.8 | 11.9 | 9.9 | 30.2 | 3 | 9.2 |
| Agosto | 60.7 | 64.2 | 20 | 57.8 | 11 | 15.3 | 16.4 | 15.8 | 15.8 | 22.8 | 11.6 | 11.2 | 24.2 | 26 | 9.3 |
| Septiembre | 60.5 | 63.8 | 29 | 57.2 | 21 | 16.1 | 17.6 | 16.8 | 16.8 | 23.8 | 12.0 | 11.8 | 27.0 | 25, 30 | 10.4 |
| Octubre | 60.8 | 63.6 | 10 | 58.0 | 4 | 17.7 | 19.0 | 17.8 | 18.1 | 25.7 | 13.8 | 11.9 | 28.0 | 23 | 12.2 |
| Noviembre | 60.5 | 63.9 | 3 | 56.9 | 27 | 18.6 | 19.8 | 18.6 | 18.9 | 25.8 | 13.2 | 12.6 | 27.2 | 30 | 10.3 |
| Diciembre | 58.8 | 61.8 | 9 | 55.8 | 20 | 20.3 | 21.2 | 20.0 | 20.4 | 26.3 | 15.7 | 10.6 | 28.0 | 19 | 14.0 |
| Año | 759.8 | 764.2 | 20 VIII | 753.8 | 1.°-III | 18.5 | 20.0 | 19.0 | 19.1 | 24.0 | 14.3 | 9.7 | 30.2 | 3-VII | 9.2 |

| MESES | Humedad absoluta Absolute Feuchtigkeit | | | | Humedad relativa Relative Feuchtigkeit | | | | | Nebulosidad (0-10) Bewölkung | | | | Agua caida Niederschlag | |
|---|---|---|---|---|---|---|---|---|---|---|---|---|---|---|---|
| | 7a mm | 2p mm | 9p mm | Promedio Mittel | 7a % | 2p % | 9p % | Promedio Mittel % | Mínima Min. % | 7a | 2p | 9p | Promedio Mittel | Suma Summe mm | Máxima del día Tages-Max mm |
| Enero | 14.7 | 15.0 | 14.2 | 14.6 | 78 | 71 | 70 | 73 | 62 | 7.5 | 3.5 | 6.6 | 5.9 | — | — |
| Febrero | 15.2 | 15.8 | 15.2 | 15.4 | 78 | 72 | 72 | 74 | 62 | 6.9 | 1.3 | 3.1 | 3.8 | — | — |
| Marzo | 15.3 | 16.4 | 15.6 | 15.8 | 82 | 78 | 82 | 81 | 66 | 5.6 | 2.2 | 3.0 | 3.6 | — | — |
| Abril | 12.0 | 12.8 | 13.0 | 12.6 | 70 | 67 | 74 | 70 | 55 | 5.0 | 0.2 | 1.8 | 2.3 | — | — |
| Mayo | 10.2 | 11.0 | 10.6 | 10.6 | 67 | 67 | 69 | 68 | 55 | 8.0 | 1.8 | 2.1 | 4.0 | — | — |
| Junio | 9.2 | 10.5 | 10.0 | 9.9 | 65 | 68 | 69 | 67 | 55 | 9.7 | 0.5 | 7.3 | 5.8 | — | — |
| Julio | 9.4 | 10.0 | 9.7 | 9.7 | 70 | 69 | 70 | 70 | 36 | 9.4 | 2.1 | 9.5 | 7.0 | 0.0 | 0.0 |
| Agosto | 9.3 | 9.8 | 9.6 | 9.6 | 72 | 71 | 72 | 72 | 62 | 9.0 | 1.8 | 8.7 | 6.5 | — | — |
| Septiembre | 10.4 | 10.8 | 10.4 | 10.5 | 76 | 72 | 72 | 73 | 56 | 9.4 | 1.7 | 9.0 | 6.7 | — | — |
| Octubre | 11.2 | 11.7 | 11.5 | 11.5 | 74 | 72 | 76 | 74 | 62 | 9.8 | 0.6 | 9.6 | 6.7 | — | — |
| Noviembre | 12.2 | 13.0 | 12.1 | 12.4 | 76 | 76 | 75 | 76 | 64 | 7.2 | 2.2 | 6.3 | 5.2 | — | — |
| Diciembre | 13.9 | 15.1 | 14.2 | 14.4 | 79 | 81 | 82 | 81 | 65 | 6.6 | 3.4 | 5.2 | 5.1 | — | — |
| Año | 11.9 | 12.7 | 12.2 | 12.3 | 74 | 72 | 74 | 73 | 36 | 7.8 | 1.8 | 6.0 | 5.2 | 0.0 | 0.0 |

| MESES | Evap. Verdunstung mm | Número de días con Zahl der Tage mit | | | | | | | | | Frecuencia de los vientos Windverteilung | | | | | | | | | | | | | | | | |
|---|---|---|---|---|---|---|---|---|---|---|---|---|---|---|---|---|---|---|---|---|---|---|---|---|---|---|---|
| | | AGUA CAÍDA Niederschlag ≧0.1 mm | AGUA CAÍDA Niederschlag >0.2 mm | AGUA CAÍDA Niederschlag ≧1.0 mm | Nieve Schnee ≧1.0 mm | Granizo Graupel | Temp. eléct. Gewitter | Rel. de calor Kord. Leucht. | Nebl. y cam. Nebel | Cielo desp. Heit. Himmel | Cielo nubl. Trüber Himmel | N | NNE | NE | ENE | E | ESE | SE | SSE | S | SSW | SW | WSW | W | WNW | NW | NNW |
| Enero | | — | — | — | — | | | | | 2 | 6 | | | | | 3 | | 1 | | | | 34 | | | | | |
| Febrero | | — | — | — | — | | | | | 7 | 2 | 1 | | | | 7 | | | | 1 | | 39 | | | | | |
| Marzo | | — | — | — | — | | | | | 10 | 3 | | | | | 4 | | | | | | 46 | | | | | |
| Abril | | — | — | — | — | | | | | 14 | | 3 | | 1 | | 3 | | | | | | 44 | | 1 | | 6 | |
| Mayo | | — | — | — | — | | | | | 7 | 2 | 6 | | 1 | | 14 | | 1 | | | | 42 | | | | 3 | |
| Junio | | — | — | — | — | | | | | | 1 | | | 3 | | 27 | | | 2 | 1 | 2 | 33 | | 3 | | | 1 |
| Julio | | — | — | — | — | | | | 1 | | 6 | 3 | | 2 | | 18 | | | | 1 | | 49 | | 1 | | | |
| Agosto | | — | — | — | — | | | | | | 3 | | | 4 | | 9 | | | | 1 | | 55 | | 1 | | | |
| Septiembre | | — | — | — | — | | | | | 1 | 5 | 2 | | 3 | | 1 | | | | 1 | | 52 | | 3 | | | |
| Octubre | | — | — | — | — | | | | | | 1 | | | 1 | | 3 | | | | 2 | | 53 | | | | 1 | |
| Noviembre | | — | — | — | — | | | | | 2 | 5 | 1 | | | | 1 | | | | | | 50 | | | | | |
| Diciembre | | — | — | — | — | | | | | 7 | 7 | | | | | 1 | | | | 1 | | 46 | | 1 | | | |
| Año | | — | — | — | — | | | | 1 | 50 | 41 | 16 | | 15 | | 91 | | 2 | 2 | 8 | 2 | 549 | | 10 | | 10 | 1 |

# IQUIQUE

| MESES | Presión atmosférica reducida a 0° y a 45° lat. Luftdruck reduciert auf 0° und Normalschwere: Promedio mm Mittel. | Máxima mm Max. | Fecha Datum | Mínima mm Min. | Fecha Datum | Temperatura (°C) Temperatur: 7 a | 2 p | 9 p | Media diaria Tages-Mitt. | Máxima media Mittl. Max. | Mínima media Mittl. Min. | Oscil. diaria Tägl. Schwank. | Máxima abs. Absol. Max. | Fecha Datum | Mínima abs. Absol. Min. | Fecha Datum |
|---|---|---|---|---|---|---|---|---|---|---|---|---|---|---|---|---|
| ro | 760.3 | 763.1 | 31 | 757.5 | 20 | 20.2 | 24.1 | 20.8 | 21.5 | 26.6 | 16.7 | 9.9 | 29.8 | 6 | 15.0 | 20 |
| ero | 60.7 | 63.9 | 8 | 57.5 | 16, 28 | 20.5 | 24.4 | 21.2 | 21.8 | 26.7 | 16.7 | 10.0 | 29.0 | 29 | 15.4 | 2, 21 |
| o | 60.2 | 63.5 | 25 | 57.0 | 5 | 19.8 | 23.2 | 20.3 | 20.9 | 25.8 | 16.2 | 9.6 | 28.8 | 5 | 15.0 | 18,19 |
| l | 61.6 | 64.2 | 2,23 | 58.7 | 9 | 18.2 | 21.3 | 18.9 | 19.3 | 23.9 | 15.1 | 8.8 | 25.4 | 2,7 | 13.0 | 22 |
| o | 61.4 | 67.8 | 17 | 57.5 | 28 | 16.9 | 19.6 | 17.6 | 17.9 | 22.0 | 13.7 | 8.3 | 24.2 | 11 | 11.0 | 22 |
| o | 62.0 | 64.4 | 29 | 59.5 | 18 | 16.0 | 18.3 | 16.9 | 17.0 | 20.7 | 13.2 | 7.5 | 21.8 | 2,3,4 | 11.6 | 16,18,19 |
| o | 62.0 | 65.2 | 23 | 57.2 | 4 | 15.0 | 17.2 | 16.3 | 16.2 | 20.0 | 12.4 | 7.6 | 28.0 | 3 | 10.0 | 20 |
| sto | 61.6 | 65.5 | 20 | 58.0 | 11 | 14.6 | 17.2 | 15.6 | 15.8 | 19.9 | 11.5 | 8.4 | 21.4 | 18 | 10.4 | varios |
| iembre | 61.5 | 64.3 | 29 | 58.0 | 21 | 15.9 | 18.5 | 16.5 | 16.8 | 21.6 | 12.7 | 8.9 | 24.2 | 26 | 11.4 | 9 |
| bre | 61.6 | 64.8 | 26 | 58.4 | 15 | 17.4 | 20.4 | 17.5 | 18.2 | 23.4 | 13.9 | 9.5 | 26.2 | 31 | 12.0 | varios |
| iembre | 61.2 | 64.9 | 4 | 57.0 | 26 | 18.2 | 21.2 | 17.9 | 18.8 | 23.8 | 14.5 | 9.3 | 28.0 | 23 | 12.0 | 3,4,5 |
| mbre | 59.9 | 62.6 | 1.°,3 | 56.7 | 21 | 19.8 | 23.0 | 19.6 | 20.5 | 25.4 | 15.6 | 9.8 | 29.8 | 23 | 14.0 | 1.° |
| | 760.9 | 767.8 | 17-V | 756.7 | 21-XII | 17.7 | 20.7 | 18.3 | 18.7 | 23.3 | 14.4 | 8.9 | 29.8 | 23-XII | 10.0 | 20-VII |

| MESES | Humedad absoluta Absolute Feuchtigkeit: 7 a mm | 2 p mm | 9 p mm | Promedio Mittel | Humedad relativa Relative Feuchtigkeit: 7 a % | 2 p % | 9 p % | Promedio Mittel % | Mínima Min. % | Nebulosidad (0-10) Bewölkung: 7 a | 2 p | 9 p | Promedio Mittel | Agua caída Niederschlag: Suma Summe mm | Máxima del día Tages-Max mm | Fecha de la medida Gemessen am |
|---|---|---|---|---|---|---|---|---|---|---|---|---|---|---|---|---|
| ro | 15.7 | 18.0 | 16.4 | 16.7 | 89 | 80 | 90 | 86 | 62 | 8.4 | 5.5 | 4.0 | 6.0 | — | — | — |
| ero | 15.2 | 17.1 | 15.8 | 16.0 | 85 | 75 | 84 | 81 | 54 | 5.2 | 3.4 | 3.4 | 4.0 | — | — | — |
| o | 14.5 | 15.4 | 14.6 | 14.8 | 84 | 73 | 82 | 80 | 62 | 6.7 | 5.5 | 3.1 | 5.1 | — | — | — |
| l | 12.7 | 13.8 | 13.0 | 13.2 | 82 | 73 | 80 | 78 | 58 | 5.6 | 4.8 | 3.7 | 4.7 | — | — | — |
| o | 11.4 | 12.1 | 12.3 | 11.9 | 80 | 72 | 82 | 78 | 50 | 7.2 | 6.4 | 7.4 | 7.0 | — | — | — |
| o | 10.4 | 11.1 | 11.2 | 10.9 | 77 | 71 | 78 | 75 | 64 | 9.1 | 9.3 | 10.0 | 9.5 | — | — | — |
| o | 10.0 | 10.7 | 10.3 | 10.3 | 78 | 73 | 76 | 76 | 61 | 8.7 | 8.3 | 9.9 | 9.0 | 0.0 | 0.0 | 2,27 |
| sto | 9.7 | 10.3 | 10.4 | 10.1 | 78 | 71 | 78 | 76 | 61 | 8.7 | 8.1 | 9.4 | 8.7 | — | — | — |
| iembre | 10.4 | 11.2 | 11.2 | 10.9 | 78 | 70 | 80 | 76 | 56 | 8.9 | 7.9 | 9.9 | 8.9 | 0.0 | 0.0 | 25,26 |
| bre | 11.2 | 13.1 | 12.1 | 12.1 | 76 | 73 | 82 | 77 | 47 | 8.2 | 6.5 | 6.8 | 7.2 | — | — | — |
| iembre | 12.3 | 14.6 | 13.2 | 13.4 | 79 | 79 | 86 | 81 | 54 | 7.1 | 5.5 | 4.0 | 5.5 | — | — | — |
| mbre | 14.7 | 17.9 | 14.8 | 15.8 | 86 | 86 | 87 | 86 | 43 | 8.2 | 6.2 | 5.0 | 6.5 | — | — | — |
| | 12.4 | 13.8 | 12.9 | 13.0 | 81 | 75 | 82 | 79 | 43 | 7.7 | 6.5 | 6.4 | 6.8 | 0.0 | 0.0 | varios |

| MESES | Evap. Verdunstung mm | Número de días con Zahl der Tage mit: AGUA CAÍDA Niederschlag ≥0.1 mm | ≥0.2 mm | ≥1.0 mm | Nieve Schnee ≥1.0 cm | Granizo Graupel | Temp. eléct. Gewitter | Rel. de calor Kord. Leucht. | Nebl. y cam. Nebel | Cielo desp. Heit. Himmel | Cielo nubl. Trüber Himmel | Frecuencia de los vientos Windverteilung: N | NNE | NE | ENE | E | ESE | SE | SSE | S | SSW | SW | WSW | W | WNW | NW | NNW | C |
|---|---|---|---|---|---|---|---|---|---|---|---|---|---|---|---|---|---|---|---|---|---|---|---|---|---|---|---|---|
| ro | | — | — | — | — | | | | | 4 | 9 | 1 | | 1 | | 2 | | 5 | | 19 | 4 | 45 | | | | 1 | | 15 |
| ero | | — | — | — | — | | | | | 8 | 4 | 1 | | | | 5 | | | | 29 | 6 | 31 | | | | 5 | | 10 |
| o | | — | — | — | — | | | | | 4 | 7 | | | 1 | | | | 5 | | 23 | 6 | 35 | | | | 4 | | 19 |
| l | | — | — | — | — | | | | | 8 | 8 | | | | | 2 | | 5 | | 14 | 11 | 25 | | 1 | | 2 | | 30 |
| o | | — | — | — | — | | | | | 2 | 12 | 4 | | 2 | | 1 | | 7 | | 17 | 3 | 22 | 1 | 2 | | 13 | | 21 |
| o | | — | — | — | — | | | | | | 28 | 3 | | 5 | | 8 | | 8 | | 13 | | 26 | 2 | 1 | | 9 | | 15 |
| o | | — | — | — | — | | | | 1 | | 26 | 2 | | 4 | | 7 | 1 | 9 | | 14 | 2 | 21 | | 2 | 1 | 17 | | 13 |
| sto | | — | — | — | — | | | | | | 24 | 8 | | 1 | 1 | 6 | | 2 | 1 | 20 | 2 | 20 | 5 | 1 | 1 | 8 | | 17 |
| iembre | | — | — | — | — | | | | | | 24 | 1 | | 5 | | 3 | | 4 | | 16 | 3 | 27 | 2 | 3 | | 7 | | 19 |
| bre | | — | — | — | — | | | | 1 | | 14 | 2 | | 1 | | 2 | | 3 | | 20 | 4 | 30 | 3 | 2 | | 10 | | 16 |
| iembre | | — | — | — | — | | | | | 3 | 7 | | | 2 | | | | 2 | | 18 | 10 | 33 | 2 | | | 10 | | 13 |
| mbre | | — | — | — | — | | | | | 2 | 12 | 1 | | 1 | | 1 | | 5 | | 19 | 10 | 30 | 3 | 1 | | 5 | | 17 |
| | | — | — | — | — | | | | 2 | 31 | 175 | 23 | | 23 | 1 | 37 | 1 | 55 | 1 | 222 | 61 | 345 | 18 | 13 | 2 | 91 | | 205 |

# ANTOFAGASTA

| MESES | Presión atmosférica reducida a 0° y a 45° lat. Luftdruck reduciert auf 0° und Normalschwere | | | | | Temperatura (°C) Temperatur | | | | | | | | | |
|---|---|---|---|---|---|---|---|---|---|---|---|---|---|---|---|
| | Promedio mm Mittel. | Máxima mm Max. | Fecha Datum | Mínima mm Min. | Fecha Datum | 7 a | 2 p | 9 p | Media diaria Tages-Mittl. | Máxima media Mittl. Max. | Mínima media Mittl. Min. | Oscil. diaria Tägl Schwank. | Máxima abs. Absol. Max. | Fecha Datum | Mínima abs. Absol. Min. |
| Enero | 758.5 | 761.5 | 31 | 756.6 | 2 | 19.9 | 26.8 | 18.3 | 20.8 | 28.0 | 15.4 | 12.6 | 28.4 | 30 | 14.5 |
| Febrero | 59.1 | 61.9 | 8 | 57.0 | 25 | 20.6 | 27.3 | 18.6 | 21.3 | 28.5 | 16.7 | 11.8 | 28.9 | 21 | 16.1 |
| Marzo | 58.8 | 61.2 | 31 | 56.2 | 1 | 20.5 | 26.9 | 17.8 | 20.8 | 27.6 | 16.7 | 10.9 | 28.5 | 3 | 16.2 |
| Abril | 59.7 | 61.6 | 25 | 57.2 | 3 | 17.7 | 23.0 | 15.7 | 18.0 | 23.4 | 11.4 | 12.0 | 24.1 | 25 | 10.6 |
| Mayo | 59.8 | 62.7 | 13, 18 | 57.7 | 29 | 16.8 | 20.4 | 15.2 | 16.9 | 24.1 | 13.0 | 11.1 | 25.7 | 5, 6 | 11.1 |
| Junio | 59.5 | 62.9 | 30 | 57.4 | 6 | 13.7 | 21.5 | 12.8 | 15.2 | 22.4 | 11.4 | 11.0 | 23.2 | 24 | 11.1 |
| Julio | 61.3 | 64.8 | 23 | 59.0 | 27 | 13.7 | 22.5 | 12.1 | 15.1 | 23.5 | 11.5 | 12.0 | 24.4 | 28 | 11.0 |
| Agosto | 60.8 | 63.0 | 27 | 57.7 | 11 | 15.1 | 23.7 | 14.1 | 16.8 | 24.3 | 11.8 | 12.5 | 24.9 | 15 | 11.0 |
| Septiembre | 60.6 | 63.0 | 29 | 59.0 | 20 | 17.1 | 24.7 | 15.8 | 18.4 | 25.0 | 12.4 | 12.6 | 25.8 | 29 | 12.0 |
| Octubre | 61.9 | 64.2 | 10 | 58.9 | 3 | 18.5 | 25.2 | 17.1 | 19.5 | 26.4 | 14.2 | 12.2 | 26.8 | 16, 17 | 12.5 |
| Noviembre | 61.8 | 65.0 | 4 | 60.0 | 22 | 20.2 | 26.6 | 17.4 | 20.4 | 27.4 | 16.5 | 10.9 | 27.9 | varios | 15.2 |
| Diciembre | 60.4 | 62.4 | 11, 18 | 58.0 | 24 | 22.1 | 27.3 | 20.6 | 22.6 | 27.9 | 17.6 | 10.3 | 28.6 | 26, 31 | 17.2 |
| Año | 760.2 | 765.0 | 4-XI | 756.2 | 1-III | 18.0 | 24.6 | 16.3 | 18.8 | 25.7 | 14.0 | 11.7 | 28.9 | 21-II | 10.6 |

| MESES | Humedad absoluta Absolute Feuchtigkeit | | | | Humedad relativa Relative Feuchtigkeit | | | | | Nebulosidad (0-10) Bewölkung | | | | Agua caída Niederschlag | |
|---|---|---|---|---|---|---|---|---|---|---|---|---|---|---|---|
| | 7 a mm | 2 p mm | 9 p mm | Promedio Mittel | 7 a % | 2 p % | 9 p. % | Promedio Mittel % | Mínima Min. % | 7 a | 2 p | 9 p | Promedio Mittel | Suma Summe mm | Máxima del día Tages-Max. mm |
| Enero | 12.8 | 18.2 | 13.7 | 14.9 | 74 | 70 | 88 | 77 | 59 | 1.9 | 3.2 | 3.5 | 2.9 | — | — |
| Febrero | 11.7 | 16.6 | 11.1 | 13.1 | 65 | 62 | 69 | 65 | 55 | 2.2 | 3.7 | 3.9 | 3.3 | — | — |
| Marzo | 11.3 | 16.5 | 8.8 | 12.2 | 63 | 63 | 58 | 61 | 44 | 2.3 | 3.7 | 3.4 | 3.1 | — | — |
| Abril | 9.6 | 7.7 | 10.2 | 9.2 | 64 | 37 | 77 | 59 | 18 | 2.0 | 3.5 | 3.8 | 3.1 | — | — |
| Mayo | 11.4 | 11.0 | 9.5 | 10.6 | 79 | 61 | 75 | 72 | 55 | 3.7 | 4.3 | 4.1 | 4.0 | 28.0 | 28.0 |
| Junio | 9.3 | 10.7 | 7.9 | 9.3 | 81 | 56 | 72 | 70 | 50 | 4.7 | 4.5 | 4.3 | 4.5 | — | — |
| Julio | 8.2 | 8.8 | 8.4 | 8.5 | 71 | 44 | 81 | 65 | 38 | 3.3 | 3.7 | 3.6 | 3.5 | 17.0 | 17.0 |
| Agosto | 8.2 | 7.8 | 7.1 | 7.7 | 65 | 35 | 59 | 53 | 33 | 2.4 | 2.2 | 2.0 | 2.2 | — | — |
| Septiembre | 11.1 | 17.1 | 10.3 | 12.8 | 77 | 74 | 78 | 76 | 69 | 2.1 | 2.7 | 2.8 | 2.5 | — | — |
| Octubre | 12.3 | 17.9 | 10.5 | 13.6 | 78 | 76 | 72 | 75 | 61 | 2.4 | 3.0 | 3.8 | 3.1 | 19.0 | 19.0 |
| Noviembre | 11.6 | 17.5 | 10.6 | 13.2 | 66 | 68 | 71 | 68 | 55 | 2.3 | 1.9 | 2.4 | 2.2 | — | — |
| Diciembre | 12.2 | 19.7 | 12.3 | 14.7 | 62 | 73 | 69 | 68 | 57 | 2.0 | 2.4 | 3.6 | 2.7 | — | — |
| Año | 10.8 | 14.1 | 10.0 | 11.6 | 70 | 60 | 72 | 67 | 18 | 2.6 | 3.2 | 3.4 | 3.1 | 64.0 | 28.0 |

| MESES | Evap. Verdunstung | Número de días con Zahl der Tage mit | | | | | | | | | | Frecuencia de los vientos Windverteilung | | | | | | | | | | | | | | |
|---|---|---|---|---|---|---|---|---|---|---|---|---|---|---|---|---|---|---|---|---|---|---|---|---|---|---|
| | | Agua caída Niederschlag | | | Nieve Schnee | Granizo Graupel | Temp. eléct. Gewitter | Rel. de calor Kond. Leucht. | Nebl. y cam. Nebel | Cielo desp. Heit Himmel | Cielo nubl. Trüber Himmel | N | NNE | NE | ENE | E | ESE | SE | SSE | S | SSW | SW | WSW | W | WNW | NW | NNW |
| | mm | ≥ 0.1 mm | ≥ 0.2 mm | ≥ 1.0 mm | ≥ 1.0 mm | | | | | | | | | | | | | | | | | | | | | |
| Enero | | — | — | — | — | | | | | 2 | | 2 | | 2 | | | | 1 | | 50 | 3 | 35 | | | | |
| Febrero | | — | — | — | — | | | | | | | 2 | | 5 | | | | 1 | | 51 | | 28 | | | | |
| Marzo | | — | — | — | — | | | | | | | | | 7 | | | | | | 46 | 5 | 35 | | | | |
| Abril | | — | — | — | — | | | | | | | 10 | | 17 | | | | | | 29 | 1 | 33 | | | | |
| Mayo | | 1 | 1 | 1 | — | | | | | | 1 | 6 | 2 | 23 | | | | | | 28 | 5 | 28 | | | | 1 |
| Junio | | — | — | — | — | | | | | | | 6 | | 38 | | | | | | 12 | 1 | 33 | | | | |
| Julio | | 1 | 1 | 1 | — | | | | | | 1 | 4 | | 35 | | | | | | 19 | | 35 | | | | |
| Agosto | | — | — | — | — | | | | | 16 | | 2 | | 17 | | | | | | 30 | | 44 | | | | |
| Septiembre | 26.8 | — | — | — | — | | | | | 7 | | 1 | | 2 | | | | | | 29 | | 58 | | | | |
| Octubre | 45.7 | 1 | 1 | 1 | — | | | | | 2 | 1 | 3 | | 1 | | | | | | 22 | | 66 | | 1 | | |
| Noviembre | 74.4 | — | — | — | — | | | | | 15 | | 2 | | | | | | | | 32 | 2 | 54 | | | | |
| Diciembre | 68.6 | — | — | — | — | | | | | 3 | | | | 1 | | | | | | 40 | 11 | 41 | | | | |
| Año | | 3 | 3 | 3 | — | | | | | 45 | 3 | 38 | 2 | 148 | | | | 2 | | 388 | 28 | 490 | | 1 | | 1 |

# CALDERA

| MESES | Presión atmosférica reducida a 0° y a 45° lat. Luftdruck reduciert auf 0° und Normalschwere | | | | | Temperatura (°C) Temperatur | | | | | | | | | | |
|---|---|---|---|---|---|---|---|---|---|---|---|---|---|---|---|---|
| | Promedio mm Mittel. | Máxima mm Max. | Fecha Datum | Mínima mm Min. | Fecha Datum | 7 a | 2p | 9p | Media diaria Tages-Mittl. | Máxima media Mittl. Max. | Mínima media Mittl. Min. | Oscil. diaria Tägl. Schwank. | Máxima abs. Absol. Max. | Fecha Datum | Mínima abs. Absol. Min. | Fecha Datum |
| ro | 759.2 | 762.9 | 31 | 755.7 | 6 | 16.8 | 20.8 | 17.6 | 18.2 | 21.3 | 16.6 | 4.7 | 23.5 | 26 | 15.0 | 5, 6 |
| ero | 59.4 | 62.4 | 8 | 56.3 | 26 | 18.0 | 21.5 | 19.1 | 19.4 | 22.2 | 17.8 | 4.4 | 23.8 | 5 | 17.0 | varios |
| o | 58.8 | 61.7 | 13 | 55.2 | 1.° | 17.3 | 20.6 | 18.5 | 18.7 | 21.3 | 17.1 | 4.2 | 25.4 | 3 | 15.0 | 25,30,31 |
| l | 60.2 | 63.3 | 26 | 57.5 | 5 | 15.4 | 18.5 | 16.2 | 16.6 | 19.5 | 15.2 | 4.3 | 21.4 | 18 | 13.0 | 30 |
| o | 60.9 | 66.4 | 18 | 56.6 | 5 | 12.4 | 15.6 | 13.1 | 13.6 | 16.4 | 11.9 | 4.5 | 18.4 | 2 | 10.0 | varios |
| o | 61.3 | 64.2 | 30 | 58.6 | 1.° | 10.9 | 14.8 | 12.3 | 12.6 | 15.6 | 10.4 | 5.2 | 17.4 | 6 | 6.2 | 30 |
| | 61.6 | 65.5 | 23 | 57.9 | 25 | 10.4 | 14.0 | 12.5 | 12.4 | 14.8 | 10.4 | 4.4 | 17.0 | 25 | 7.2 | 20 |
| sto | 61.0 | 65.0 | 21 | 56.9 | 11 | 11.8 | 15.1 | 13.8 | 13.6 | 15.9 | 11.3 | 4.6 | 17.0 | 28 | 9.0 | 11 |
| iembre | 60.7 | 65.1 | 30 | 57.2 | 20 | 13.3 | 16.1 | 14.5 | 14.6 | 16.8 | 13.2 | 3.6 | 18.2 | 28 | 10.1 | 1.° |
| bre | 61.1 | 63.9 | 2,26 | 58.4 | 20 | 14.3 | 17.5 | 15.8 | 15.8 | 18.2 | 14.3 | 3.9 | 20.6 | 4 | 13.0 | 1.°, 2, 24 |
| iembre | 60.8 | 64.2 | 4 | 57.5 | 26 | 14.9 | 18.6 | 16.7 | 16.7 | 19.3 | 14.4 | 4.9 | 21.0 | 30 | 12.0 | 3 |
| mbre | 59.5 | 61.8 | 10,12,13 | 56.8 | 23 | 17.3 | 21.1 | 18.9 | 19.0 | 21.9 | | | 25.0 | 27 | | |
| | 760.4 | 766.4 | 18-V | 755.2 | 1.°-III | 14.4 | 17.9 | 15.8 | 16.0 | 19.6 | | | 25.4 | 3-III | 6.2 | 30-VI |

| MESES | Humedad absoluta Absolute Feuchtigkeit | | | | Humedad relativa Relative Feuchtigkeit | | | | | Nebulosidad (0-10) Bewölkung | | | | Agua caída Niederschlag | | |
|---|---|---|---|---|---|---|---|---|---|---|---|---|---|---|---|---|
| | 7 a mm | 2 p mm | 9 p mm | Promedio Mittel | 7 a % | 2 p % | 9 p % | Promedio Mittel % | Mínima Min. % | 7 a | 2 p | 9 p | Promedio Mittel | Suma Summe mm | Máxima del día Tages-Max. mm | Fecha de la medida Gemessen am |
| ro | 12.1 | 12.2 | 12.8 | 12.4 | 85 | 67 | 85 | 79 | 56 | 8.8 | 2.5 | 5.8 | 5.7 | 0.0 | 0.0 | 27, 28 |
| ero | 12.6 | 13.3 | 14.1 | 13.3 | 82 | 70 | 86 | 79 | 60 | 7.8 | 2.2 | 4.5 | 4.8 | — | — | — |
| o | 12.5 | 13.3 | 13.4 | 13.1 | 85 | 74 | 85 | 81 | 63 | 9.4 | 3.0 | 5.5 | 6.0 | 0.0 | 0.0 | varios |
| l | 11.5 | 12.0 | 12.4 | 12.0 | 88 | 76 | 91 | 85 | 64 | 8.3 | 4.9 | 7.5 | 6.9 | 1.5 | 0.8 | 17 |
| o | 9.5 | 10.7 | 10.1 | 10.1 | 89 | 81 | 90 | 87 | 69 | 7.9 | 4.5 | 5.6 | 6.0 | 10.5 | 8.1 | 19 |
| o | 8.8 | 10.3 | 9.7 | 9.6 | 91 | 82 | 92 | 88 | 65 | 8.3 | 4.1 | 4.8 | 5.7 | — | — | — |
| | 8.3 | 9.5 | 9.7 | 9.2 | 89 | 80 | 90 | 86 | 64 | 7.4 | 3.4 | 5.3 | 5.4 | 0.0 | 0.0 | 26, 27 |
| sto | 8.9 | 10.2 | 10.5 | 9.9 | 87 | 79 | 90 | 85 | 47 | 8.2 | 2.9 | 6.5 | 5.9 | 0.0 | 0.0 | varios |
| iembre | 10.1 | 10.7 | 11.0 | 10.6 | 90 | 79 | 90 | 86 | 70 | 8.9 | 5.5 | 6.6 | 7.0 | 0.5 | 0.3 | 24 |
| bre | 10.6 | 11.0 | 11.9 | 11.2 | 88 | 74 | 89 | 84 | 57 | 9.4 | 4.6 | 7.3 | 7.1 | 0.6 | 0.3 | 17 |
| iembre | 10.6 | 10.9 | 12.4 | 11.3 | 84 | 68 | 87 | 80 | 58 | 8.9 | 2.5 | 6.6 | 6.0 | — | — | — |
| mbre | 12.0 | 12.3 | 13.5 | 12.6 | 81 | 66 | 84 | 77 | 57 | 9.5 | 2.2 | 7.0 | 6.2 | 0.0 | 0.0 | 14, 15 |
| | 10.6 | 11.4 | 11.8 | 11.3 | 87 | 75 | 88 | 83 | 47 | 8.6 | 3.5 | 6.1 | 6.1 | 13.1 | 8.1 | 19 V |

| MESES | Evap. Verdunstung mm | Número de días con Zahl der Tage mit | | | | | | | | | | Frecuencia de los vientos Windverteilung | | | | | | | | | | | | | | | | |
|---|---|---|---|---|---|---|---|---|---|---|---|---|---|---|---|---|---|---|---|---|---|---|---|---|---|---|---|---|
| | | AGUA CAÍDA Niederschlag | | | Nieve Schnee | Granizo Graupel | Temp. eléct. Gewitter | Rel. de calor Kord. Leucht. | Nebl. y cam. Nebel | Cielo desp. Heit. Himmel | Cielo nubl. Trüber Himmel | N | NNE | NE | ENE | E | ESE | SE | SSE | S | SSW | SW | WSW | W | WNW | NW | NNW | C |
| | | ≥0.1 mm | ≥0.2 mm | ≥1.0 mm | ≥1.0 cm | | | | | | | | | | | | | | | | | | | | | | | |
| ro | | — | — | — | — | | | | | 3 | 8 | | | | | | | | | 3 | 1 | 54 | | 3 | 2 | 3 | 2 | 26 |
| ero | | — | — | — | — | | | | | 5 | 7 | | | | | 5 | | | | 8 | | 42 | | 1 | 1 | 4 | | 25 |
| o | | — | — | — | — | | | 2 | | 2 | 8 | 2 | | 1 | | | | 2 | | 7 | 6 | 43 | | 6 | 1 | 3 | 1 | 27 |
| l | | 2 | 2 | — | — | 1 | | | | 3 | 14 | 1 | 1 | 3 | | | | 2 | 1 | 4 | 2 | 37 | | 1 | 1 | 8 | 3 | 22 |
| o | | 2 | 2 | 2 | — | | | | 1 | 5 | 10 | 1 | 2 | 1 | 7 | 1 | 3 | 7 | 7 | 8 | | 21 | | | 2 | 4 | 3 | 24 |
| o | | — | — | — | — | | | | 5 | 3 | 7 | 3 | 1 | | | 3 | | 9 | 3 | 14 | | 15 | | 1 | 1 | 4 | 1 | 35 |
| | | — | — | — | — | | | | | 6 | 10 | 1 | | 3 | 1 | 3 | | 6 | | 6 | | 24 | | 6 | | 3 | | 40 |
| sto | | — | — | — | — | | | | 1 | 5 | 8 | 3 | 3 | 1 | 1 | 2 | 3 | 1 | 1 | 21 | 1 | 22 | | 5 | | 4 | 1 | 25 |
| iembre | | 2 | 1 | — | — | | | | 1 | 2 | 13 | 2 | | 3 | | | | | | 7 | | 30 | | 11 | | 4 | 3 | 29 |
| bre | | 2 | 1 | — | — | | | | | 1 | 12 | 4 | 1 | 4 | 1 | | | | | 13 | | 39 | | 6 | | 4 | | 21 |
| iembre | | — | — | — | — | | | | 2 | 3 | 5 | 3 | 3 | 1 | 3 | | | | 1 | 8 | | 30 | | 15 | 1 | 2 | 1 | 22 |
| mbre | | — | — | — | — | | | | | | 7 | 1 | | 1 | 1 | 1 | | | | 1 | | 42 | | 13 | 1 | 1 | 1 | 30 |
| | | 8 | 6 | 2 | — | | 1 | 2 | 10 | 38 | 109 | 21 | 11 | 18 | 14 | 15 | 6 | 27 | 13 | 100 | 10 | 399 | | 68 | 10 | 44 | 16 | 326 |

# PASCUA

| MESES | Presión atmosférica reducida a 0° y a 45° lat. Luftdruck reduciert auf 0° und Normalschwere: Promedio mm Mittel. | Máxima mm Max | Fecha Datum | Mínima mm Min | Fecha Datum | Temperatura (°C) Temperatur: 7a | 2p | 9p | Media diaria Tages-Mittl. | Máxima media Mittl Max. | Mínima media Mittl. Min. | Oscil. diaria Tägl Schwank. | Máxima abs. Absol. Max. | Fecha Datum | Mínima abs. Absol. Min |
|---|---|---|---|---|---|---|---|---|---|---|---|---|---|---|---|
| Enero | 61.6 | 65.1 | 9 | 57.0 | 23 | 22.4 | 25.6 | 21.1 | 22.5 | 26.9 | 19.2 | 7.7 | 28.4 | 13 | 16.8 |
| Febrero | 61.6 | 63.7 | 15 | 59.3 | 23,24 | 22.8 | 27.1 | 22.1 | 23.5 | 28.3 | 19.7 | 8.6 | 31.0 | 15 | 17.8 |
| Marzo | 58.6 | 64.6 | 26,27 | 52.7 | 6 | 21.8 | 24.9 | 21.4 | 22.4 | 26.3 | 19.9 | 6.4 | 29.5 | 1 | 17.5 |
| Abril | 59.2 | 62.2 | 26,27 | 54.3 | 19 | 20.2 | 23.3 | 20.2 | 21.0 | 24.3 | 18.4 | 5.9 | 26.6 | 4 | 14.2 |
| Mayo | 62.8 | 66.6 | 14 | 56.3 | 5 | 19.3 | 22.1 | 19.2 | 19.9 | 23.6 | 17.9 | 5.7 | 26.4 | 2,3 | 15.1 |
| Junio | 61.9 | 68.4 | 22 | 54.0 | 4 | 16.8 | 19.8 | 17.1 | 17.7 | 21.0 | 15.2 | 5.8 | 23.3 | 5 | 12.5 |
| Julio | 63.0 | 67.6 | 3 | 54.0 | 15 | 15.9 | 19.0 | 16.1 | 16.8 | 20.4 | 14.7 | 5.7 | 23.2 | 1 | 12.2 |
| Agosto | 60.9 | 66.0 | 5 | 54.4 | 31 | 17.1 | 19.4 | 16.8 | 17.5 | 20.8 | 15.3 | 5.5 | 22.7 | 2 | 12.5 |
| Septiembre | 60.8 | 66.4 | 15 | 52.0 | 9 | 16.4 | 19.1 | 16.3 | 17.0 | 20.5 | 14.4 | 6.1 | 22.8 | 26 | 10.9 |
| Octubre | 63.4 | 70.7 | 30 | 57.2 | 7 | 18.4 | 21.1 | 18.1 | 18.9 | 22.9 | 16.2 | 6.7 | 25.2 | 14 | 13.0 |
| Noviembre | 61.1 | 68.8 | 1.° | 55.7 | 30 | 18.6 | 21.7 | 18.0 | 19.1 | 23.0 | 16.5 | 6.5 | 26.1 | 29 | 14.3 |
| Diciembre | 60.4 | 63.7 | 10 | 51.5 | 18 | 20.7 | 23.0 | 19.7 | 20.8 | 24.3 | 17.8 | 6.5 | 26.5 | 14 | 16.2 |
| Año | 61.3 | 70.7 | 30-X | 51.5 | 18-XII | 19.2 | 22.2 | 18.8 | 19 8 | 23.5 | 17.1 | 6.4 | 31.0 | 15-II | 10.9 |

| MESES | Humedad absoluta Absolute Feuchtigkeit: 7 a mm | 2 p mm | 9 p mm | Promedio Mittel | Humedad relativa Relative Feuchtigkeit: 7 a % | 2 p % | 9 p % | Promedio Mittel % | Mínima Min. % | Nebulosidad (0-10) Bewölkung: 7 a | 2 p | 9 p | Promedio Mittel | Agua caida Niederschlag: Suma Summe mm | Máxima del día Tages-Max. mm |
|---|---|---|---|---|---|---|---|---|---|---|---|---|---|---|---|
| Enero | 15.7 | 15.9 | 15.5 | 15.7 | 78 | 66 | 83 | 75 | 52 | 5.4 | 6.5 | 3.2 | 5.0 | 64.3 | 14.0 |
| Febrero | 16.3 | 16.4 | 16.0 | 16.2 | 77 | 62 | 81 | 74 | 40 | 4.9 | 5.8 | 2.8 | 4.5 | 19.5 | 6.3 |
| Marzo | 16.0 | 16.2 | 15.8 | 16.0 | 82 | 70 | 83 | 78 | 45 | 6.9 | 7.5 | 5.4 | 6.6 | 269.5 | 75.0 |
| Abril | 14.6 | 15.2 | 14.7 | 14.8 | 86 | 71 | 82 | 78 | 50 | 7.5 | 7.4 | 6.1 | 7.0 | 186.3 | 59.9 |
| Mayo | 14.4 | 15.5 | 14.5 | 14.8 | 84 | 77 | 85 | 82 | 59 | 6.8 | 6.9 | 5.8 | 6.5 | 54.4 | 12.4 |
| Junio | 11.7 | 13.2 | 11.9 | 12.3 | 82 | 76 | 81 | 80 | 54 | 7.4 | 7.2 | 6.7 | 7.1 | 133.4 | 29.6 |
| Julio | 11.4 | 12.6 | 11.4 | 11.8 | 84 | 76 | 83 | 81 | 65 | 6.4 | 6.5 | 5.4 | 6.1 | 65.3 | 40.1 |
| Agosto | 12.8 | 14.0 | 12.5 | 13.1 | 88 | 83 | 87 | 86 | 62 | 6.5 | 6.5 | 5.5 | 6.2 | 121.2 | 40.4 |
| Septiembre | 11.5 | 12.5 | 11.5 | 11.8 | 82 | 75 | 83 | 80 | 60 | 7.2 | 6.2 | 5.4 | 6.3 | 93.1 | 33.4 |
| Octubre | 13.0 | 13.7 | 13.3 | 13.3 | 82 | 73 | 86 | 80 | 47 | 6.4 | 5.8 | 5.4 | 5.7 | 26.3 | 7.1 |
| Noviembre | 13.9 | 14.6 | 13.3 | 13.9 | 87 | 76 | 86 | 83 | 55 | 6.8 | 6.7 | 5.9 | 6.5 | 116.1 | 29.4 |
| Diciembre | 15.4 | 17.0 | 15.4 | 15.9 | 84 | 81 | 90 | 85 | 56 | 5.6 | 5.7 | 4.6 | 5.3 | 119.4 | 54.5 |
| Año | 13.9 | 14.7 | 13.8 | 14.1 | 83 | 74 | 84 | 80 | 40 | 6.5 | 6.6 | 5.2 | 6.1 | 1268.8 | 75.0 |

| MESES | Evap. Verdunstung mm | Número de días con Zahl der Tage mit: Agua caída Niederschlag >0.1 mm | >0.2 mm | >1.0 mm | Nieve Schnee >1.0 mm | Granizo Graupel | Temp. eléct. Gewitter | Rel. de calor Kord. Leucht. | Nebl. y cam. Nebel | Cielo desp. Heit. Himmel | Cielo nubl. Trüber Himmel | Frecuencia de los vientos Windverteilung: N | NNE | NE | ENE | E | ESE | SE | SSE | S | SSW | SW | WSW | W | WNW | NW | NNW |
|---|---|---|---|---|---|---|---|---|---|---|---|---|---|---|---|---|---|---|---|---|---|---|---|---|---|---|---|
| Enero | 83.4 | 18 | 15 | 12 | | | | | | 3 | | 7 | 1 | 8 | 8 | 18 | 8 | 15 | 2 | 2 | 1 | 2 | | 3 | 6 | 3 | |
| Febrero | 100.7 | 13 | 10 | 5 | | | 1 | | | 1 | | 3 | 3 | 14 | 17 | 24 | 8 | 9 | 2 | | | | | | 1 | | |
| Marzo | 83.9 | 18 | 16 | 14 | | | 2 | | | 2 | 9 | 1 | 3 | 13 | 8 | 30 | 5 | 5 | | 2 | 1 | 2 | 2 | 10 | 4 | 2 | |
| Abril | 72.4 | 22 | 22 | 19 | | | | | 1 | 1 | 13 | 16 | 5 | 3 | 4 | 7 | 4 | 16 | 9 | 4 | 1 | 2 | 1 | 7 | 3 | 4 | |
| Mayo | 55.0 | 15 | 14 | 10 | | | | | | 1 | 10 | 11 | | 11 | | 11 | 1 | 8 | 2 | 10 | | | | 2 | 3 | 8 | |
| Junio | 73.8 | 17 | 15 | 14 | | | | | | | 14 | 7 | | 1 | | 7 | | 10 | 12 | 22 | 4 | 6 | | 7 | 1 | 8 | |
| Julio | 90.2 | 16 | 14 | 8 | | | | | | | 5 | 7 | | 9 | | 11 | | 9 | 13 | 24 | 1 | 9 | 1 | 1 | | 2 | |
| Agosto | 74.8 | 16 | 16 | 12 | | | | | | | 7 | 14 | | 1 | 2 | 3 | 2 | 10 | 5 | 15 | 5 | 3 | 2 | 11 | 5 | 7 | |
| Septiembre | 92.5 | 19 | 16 | 13 | | | 1 | | | 2 | 7 | 5 | 4 | 1 | 2 | 2 | 13 | 10 | 2 | 26 | 3 | 6 | 1 | 6 | 2 | 3 | |
| Octubre | 85.9 | 13 | 10 | 6 | | | | | | 1 | 4 | 10 | | 1 | | | 7 | 20 | 10 | 2 | 1 | 1 | | 8 | 1 | 11 | |
| Noviembre | 78.0 | 15 | 14 | 11 | | | 1 | | | | 9 | 15 | | 1 | | 6 | 7 | 13 | 11 | 17 | 2 | 6 | | 5 | | 1 | |
| Diciembre | 78.2 | 20 | 20 | 15 | | | | | | 3 | 4 | 4 | | | | 6 | 7 | 29 | 10 | 10 | 2 | 4 | 2 | 11 | 1 | 2 | |
| Año | 968.8 | 202 | 182 | 139 | | | 5 | | 1 | 14 | 82 | 100 | 16 | 68 | 41 | 125 | 62 | 154 | 78 | 134 | 21 | 41 | 9 | 71 | 27 | 51 | |

# COPIAPÓ

| MESES | Presión atmosférica reducida a 0° y a 45° lat. Luftdruck reduciert auf 0° und Normalschwere | | | | | Temperatura (°C) Temperatur | | | | | | | | | | |
|---|---|---|---|---|---|---|---|---|---|---|---|---|---|---|---|---|
| | Promedio mm Mittel. | Máxima mm Max | Fecha Datum | Mínima mm Min. | Fecha Datum | 7a | 2p | 9p | Media diaria Tages-Mittl. | Máxima media Mittl Max. | Mínima media Mittl. Min. | Oscil. diaria Tägl Schwank. | Máxima abs. Absol. Max. | Fecha Datum | Mínima abs. Absol. Min. | Fecha Datum |
| ro | 725.2 | 730.1 | 31 | 720.7 | 21 | 16.7 | 28.6 | 17.6 | 20.1 | | | | | | | |
| ero | 24.2 | 29.4 | 7 | 21.6 | 28 | 15.3 | 26.8 | 16.9 | 19.0 | | | | | | | |
| zo | 25.5 | 30.0 | 31 | 20.8 | 1 | 15.4 | 27.1 | 16.7 | 19.0 | | | | | | | |
| il | 27.2 | 31.4 | 26 | 22.4 | 5 | 13.0 | 23.7 | 14.8 | 16.6 | | | | | | | |
| o | 27.6 | 32.7 | 18 | 23.3 | 28 | 9.0 | 20.2 | 12.2 | 13.4 | | | | | | | |
| io | 28.3 | 31.5 | 20 | 24.9 | 16 | 6.8 | 19.4 | 10.6 | 11.8 | | | | | | | |
| o | 28.1 | 32.7 | 24 | 24.0 | 27 | 6.0 | 18.1 | 9.4 | 10.7 | | | | | | | |
| sto | 27.7 | 32.8 | 20 | 24.0 | 8,11 | 8.1 | 20.6 | 11.4 | 12.9 | | | | | | | |
| iembre | 27.3 | 32.3 | 30 | 22.6 | 20 | 11.0 | 22.1 | 12.2 | 14.4 | | | | | | | |
| bre | 27.5 | 30.9 | 27 | 23.5 | 2 | 13.0 | 24.8 | 13.7 | 16.3 | | | | | | | |
| iembre | 27.3 | 32.5 | 2 | 22.4 | 26 | 14.2 | 25.6 | 14.5 | 17.2 | | | | | | | |
| embre | 26.0 | 29.0 | 10 | 21.9 | 23 | 16.2 | 27.6 | 16.9 | 19.4 | | | | | | | |
| | 726.8 | 732.8 | 20-VIII | 720.7 | 21-I | 12.1 | 23.7 | 13.9 | 15.9 | | | | | | | |

| MESES | Humedad absoluta Absolute Feuchtigkeit | | | | Humedad relativa Relative Feuchtigkeit | | | | | Nebulosidad (0-10) Bewölkung | | | | Agua caida Niederschlag | | |
|---|---|---|---|---|---|---|---|---|---|---|---|---|---|---|---|---|
| | 7a mm | 2p mm | 9p mm | Promedio Mittel | 7a % | 2p % | 9p % | Promedio Mittel % | Mínima Min. % | 7a | 2p | 9p | Promedio Mittel | Suma Summe mm | Máxima del dia Tages-Max. mm | Fecha de la medida Gemessen am |
| ro | 11.1 | 10.4 | 11.0 | 10.8 | 79 | 36 | 74 | 63 | 29 | 7.2 | 0.4 | 0.5 | 2.7 | — | — | — |
| ero | 11.2 | 11.3 | 11.3 | 11.3 | 82 | 39 | 74 | 65 | 31 | 5.8 | 0.1 | 0.0 | 2.0 | — | — | — |
| zo | 10.9 | 10.8 | 11.0 | 10.9 | 84 | 41 | 78 | 68 | 32 | 6.6 | 0.5 | 0.0 | 2.4 | — | — | — |
| il | 9.7 | 9.7 | 10.0 | 9.8 | 88 | 45 | 81 | 71 | 29 | 7.2 | 2.3 | 2.1 | 3.9 | — | — | — |
| o | 7.6 | 8.1 | 8.6 | 8.1 | 87 | 47 | 81 | 72 | 16 | 5.6 | 3.2 | 1.6 | 3.5 | 9.2 | 6.4 | 18 |
| io | 6.3 | 6.7 | 7.8 | 6.9 | 85 | 42 | 82 | 70 | 20 | 4.5 | 2.5 | 1.3 | 2.8 | — | — | — |
| o | 5.6 | 6.3 | 6.8 | 6.3 | 80 | 44 | 79 | 68 | 9 | 5.1 | 1.4 | 0.7 | 2.4 | — | — | — |
| sto | 6.7 | 7.8 | 8.0 | 7.4 | 82 | 44 | 80 | 69 | 29 | 3.5 | 2.1 | 1.8 | 2.5 | 0.0 | 0.0 | 91.9 |
| iembre | 8.1 | 8.0 | 8.5 | 8.2 | 84 | 41 | 81 | 69 | 23 | 7.2 | 1.9 | 2.5 | 3.8 | 0.0 | 0.0 | varios |
| bre | 9.3 | 10.5 | 9.5 | 9.8 | 83 | 46 | 82 | 70 | 29 | 6.6 | 0.6 | 1.1 | 2.8 | 0.0 | 0.0 | varios |
| iembre | 9.2 | 9.2 | 9.3 | 9.2 | 76 | 38 | 75 | 63 | 21 | 6.3 | 0.2 | 0.5 | 2.3 | 0.0 | 0.0 | 13 |
| embre | 10.7 | 9.9 | 10.6 | 10.4 | 78 | 36 | 74 | 63 | 28 | 7.6 | 0.6 | 0.4 | 2.9 | — | — | — |
| | 8.9 | 9.1 | 9.4 | 9.1 | 82 | 42 | 78 | 68 | 9 | 6.1 | 1.3 | 1.0 | 2.8 | 9.2 | 6.4 | 18-V |

| MESES | Evap. Verdunstung mm | Número de días con Zahl der Tage mit | | | | | | | | | Frecuencia de los vientos Windverteilung | | | | | | | | | | | | | | | | |
|---|---|---|---|---|---|---|---|---|---|---|---|---|---|---|---|---|---|---|---|---|---|---|---|---|---|---|---|
| | | AGUA CAÍDA Niederschlag | | | Nieve Schnee | Granizo Graupel | Temp. eléct. Gewitter | Rel. de calor Kord. Leucht. | Nebl. y cam. Nebel | Cielo desp. Heit. Himmel | Cielo nubl. Trüber Himmel | N | NNE | NE | ENE | E | ESE | SE | SSE | S | SSW | SW | WSW | W | WNW | NW | NNW | C |
| | | ≥0.1 mm | ≥0.2 mm | ≥1.0 mm | ≥1.0 mm | | | | | | | | | | | | | | | | | | | | | | |
| ro | | — | — | — | — | | | | | 7 | | | | | | | | 4 | | | | | | 4 | | 57 | 21 |
| ero | | — | — | — | — | | | | | 13 | | 1 | | | | | | 1 | | | | | | 4 | | 58 | 21 |
| zo | | — | — | — | — | | | | | 10 | | 3 | | 1 | | | | 6 | | | | 1 | | 1 | | 55 | 22 |
| il | | — | — | — | — | 1 | 1 | | | 8 | 2 | | | | | | | 7 | | | | | | | | 55 | 1 24 |
| o | | 2 | 2 | 2 | — | | | | 2 | 8 | 2 | 5 | | | | 2 | | 7 | | | | | | 3 | | 40 | 32 |
| io | | — | — | — | — | | | | 2 | 13 | 2 | 1 | | | | 9 | | 5 | | | | | | | | 38 | 33 |
| o | | — | — | — | — | | | | 2 | 14 | 1 | 1 | | | | 3 | | 8 | | | | | | 5 | | 36 | 35 |
| sto | | — | — | — | — | 1 | | | 3 | 15 | 2 | 3 | | 1 | | 8 | | 4 | | | | | | 3 | | 48 | 20 |
| iembre | | — | — | — | — | | | | 1 | 7 | 2 | 1 | | | | | | 1 | | | | | | | | 47 | 37 |
| bre | | — | — | — | — | | | | 1 | 9 | | | | | | | | 2 | | | | | | | | 56 | 33 |
| iembre | | — | — | — | — | | | | | 11 | | | | | | 1 | | | | | | | | 2 | | 58 | 28 |
| embre | | — | — | — | — | | | | | 7 | | | | | | | | 1 | | | | | | | | 59 | 26 |
| | | 2 | 2 | 2 | — | 2 | 1 | | 11 | 122 | 11 | 15 | | 2 | | 23 | | 46 | | | | 1 | | 22 | | 607 | 1 332 |

# COQUIMBO

| MESES | Presión atmosférica reducida a 0° y a 45° lat. Luftdruck reduciert auf 0° und Normalschwere | | | | | Temperatura (°C) Temperatur | | | | | | | | | |
|---|---|---|---|---|---|---|---|---|---|---|---|---|---|---|---|
| | Promedio mm Mittel. | Máxima mm Max. | Fecha Datum | Mínima mm Min. | Fecha Datum | 7a | 2p | 9p | Media diaria Tages-Mittl. | Máxima media Mittl. Max. | Mínima media Mittl. Min. | Oscil. diaria Tägl. Schwank. | Máxima abs. Absol. Max. | Fecha Datum | Mínima abs. Absol. Min. |
| Enero | 757.8 | 761.9 | 31 | 754.7 | 6 | 16.9 | 20.2 | 17.4 | 18.0 | 20.4 | 15.7 | 4.7 | 22.0 | 5,17,20 | 14.0 |
| Febrero | 58.3 | 61.0 | 1.° | 54.8 | 29 | 17.1 | 20.3 | 17.7 | 18.2 | 20.5 | 16.1 | 4.4 | 21.9 | 23 | 15.0 |
| Marzo | 58.0 | 60.6 | 25 | 55.0 | 1.° | 16.4 | 19.5 | 17.0 | 17.5 | 19.9 | 15.3 | 4.6 | 22.5 | 11 | 12.0 |
| Abril | 59.6 | 62.2 | 17 | 56.7 | 5 | 13.8 | 17.0 | 15.0 | 15.2 | 17.5 | 12.1 | 5.4 | 19.6 | 26 | 9.8 |
| Mayo | 60.2 | 66.1 | 18 | 56.9 | 28 | 12.3 | 15.4 | 13.5 | 13.7 | 16.2 | 11.3 | 4.9 | 19.0 | 4 | 9.9 |
| Junio | 61.4 | 65.8 | 30 | 57.5 | 1.° | 11.2 | 14.8 | 12.4 | 12.7 | 15.2 | 10.5 | 4.7 | 17.0 | varios | 6.3 |
| Julio | 61.3 | 64.9 | 23, 31 | 56.9 | 27 | 9.6 | 13.1 | 11.4 | 11.4 | 13.5 | 8.7 | 4.8 | 18.0 | 25 | 5.7 |
| Agosto | 60.7 | 66.4 | 21 | 56.8 | 11 | 11.4 | 14.9 | 12.7 | 12.9 | 16.5 | 10.0 | 6.5 | 21.1 | 23 | 7.2 |
| Septiembre | 60.2 | 66.0 | 30 | 55.8 | 20 | 12.0 | 15.3 | 13.2 | 13.4 | 15.8 | 10.8 | 5.0 | 20.0 | 25 | 7.8 |
| Octubre | 60.3 | 63.5 | 1 ° | 57.3 | 2 | 13.8 | 16.6 | 14.3 | 14.8 | 17.4 | 12.0 | 5.4 | 19.6 | 1.° | 10.1 |
| Noviembre | 59.8 | 66.1 | 2 | 56.8 | 21 | 14.5 | 17.5 | 14.8 | 15.4 | 18.0 | 12.2 | 5.8 | 20.4 | 20 | 9.7 |
| Diciembre | 58.7 | 61.6 | 31 | 56.0 | 21 | 16.0 | 19.2 | 16.3 | 17.0 | 19.7 | 14.4 | 5.3 | 21.5 | 22,28 | 12.3 |
| Año | 759.7 | 766.4 | 21-VIII | 754.7 | 6-I | 13.8 | 17.1 | 14.7 | 15.0 | 17.5 | 12.4 | 5.1 | 22.5 | 11-III | 5.7 |

| MESES | Humedad absoluta Absolute Feuchtigkeit | | | | Humedad relativa Relative Feuchtigkeit | | | | | Nebulosidad (0-10) Bewölkung | | | | Agua caida Niederschlag | |
|---|---|---|---|---|---|---|---|---|---|---|---|---|---|---|---|
| | 7a mm | 2p mm | 9p mm | Promedio Mittel | 7a % | 2p % | 9p % | Promedio Mittel % | Mínima Min. % | 7a | 2p | 9p | Promedio Mittel | Suma Summe mm | Máxima del día Tages-Max mm |
| Enero | 12.0 | 12.2 | 12.3 | 12.2 | 84 | 70 | 83 | 79 | 56 | 8.0 | 2.6 | 1.2 | 3.9 | — | — |
| Febrero | 12.3 | 12.6 | 12.8 | 12.6 | 85 | 72 | 85 | 81 | 61 | 8.2 | 4.7 | 1.0 | 4.6 | — | — |
| Marzo | 12.1 | 12.6 | 12.5 | 12.4 | 87 | 74 | 87 | 83 | 60 | 8.1 | 4.9 | 3.1 | 5.4 | 1.7 | 1.1 |
| Abril | 10.4 | 11.0 | 11.0 | 10.8 | 89 | 76 | 87 | 84 | 61 | 7.8 | 7.2 | 4.9 | 6.6 | 0.6 | 0.6 |
| Mayo | 9.3 | 10.1 | 9.9 | 9.8 | 87 | 78 | 86 | 84 | 56 | 6.8 | 6.2 | 5.1 | 6.0 | 43.0 | 40.5 |
| Junio | 8.6 | 9.5 | 9.3 | 9.1 | 87 | 76 | 87 | 83 | 59 | 6.9 | 5.0 | 5.0 | 5.6 | 0.0 | 0.0 |
| Julio | 7.5 | 8.5 | 8.4 | 8.1 | 84 | 75 | 84 | 81 | 44 | 8.1 | 5.7 | 5.5 | 6.4 | 0.0 | 0.0 |
| Agosto | 8.8 | 9.8 | 9.2 | 9.3 | 88 | 78 | 85 | 84 | 56 | 7.4 | 5.0 | 4.6 | 5.7 | 13.6 | 8.9 |
| Septiembre | 8.8 | 9.6 | 9.2 | 9.2 | 84 | 75 | 82 | 80 | 60 | 8.7 | 7.0 | 5.8 | 7.2 | 1.2 | 0.7 |
| Octubre | 9.5 | 10.0 | 9.7 | 9.7 | 81 | 71 | 80 | 77 | 56 | 6.8 | 4.5 | 4.0 | 5.1 | 0.0 | 0.0 |
| Noviembre | 9.5 | 9.7 | 9.8 | 9.7 | 77 | 65 | 79 | 74 | 46 | 6.6 | 3.5 | 2.5 | 4.2 | — | — |
| Diciembre | 10.8 | 11.1 | 11.3 | 11.1 | 81 | 67 | 82 | 77 | 60 | 9.4 | 3.5 | 3.2 | 5.4 | 0.6 | 0.6 |
| Año | 10.0 | 10.5 | 10.5 | 10.3 | 84 | 73 | 84 | 80 | 44 | 7.7 | 5.0 | 3.8 | 5.5 | 60.7 | 40.5 |

| MESES | Evap. Verdunstung mm | Número de días con Zahl der Tage mit | | | | | | | | | Frecuencia de los vientos Windverteilung | | | | | | | | | | | | | | | | |
|---|---|---|---|---|---|---|---|---|---|---|---|---|---|---|---|---|---|---|---|---|---|---|---|---|---|---|---|
| | | AGUA CAÍDA Niederschlag | | | Nieve Schnee | Granizo Graupel | Temp. eléct. Gewitter | Rel. de calor Kord. Leucht. | Nebl. y cam. Nebel | Cielo desp. Heit. Himmel | Cielo nubl. Trüber Himmel | N | NNE | NE | ENE | E | ESE | SE | SSE | S | SSW | SW | WSW | W | WNW | NW | NNW |
| | | ≥0.1 mm | ≥0.2 mm | ≥1.0 mm | ≥1.0 mm | | | | | | | | | | | | | | | | | | | | | | |
| Enero | | — | — | — | — | | | | | 7 | 3 | 7 | | 10 | | 3 | | | | | | 58 | | | | 4 | |
| Febrero | | — | — | — | — | | | | | 6 | 3 | 7 | | 3 | | 5 | | | | | | 48 | | 3 | | 1 | |
| Marzo | | 2 | 2 | 1 | — | | | | 2 | 6 | 10 | 2 | | 4 | | 7 | | | | | | 57 | | | | 3 | |
| Abril | | 1 | 1 | — | — | | | | 5 | 5 | 13 | 5 | | 4 | | 11 | | | | | | 43 | | 1 | | 3 | |
| Mayo | | 3 | 3 | 3 | — | | | | 2 | 7 | 12 | 4 | | 9 | | 12 | | | | 2 | | 31 | | | | 4 | |
| Junio | | — | — | — | — | | | | | 6 | 11 | 3 | | 6 | 1 | 19 | | | | 3 | | 29 | | 1 | | 4 | |
| Julio | | — | — | — | — | | | | 5 | 2 | 14 | | | 11 | 1 | 11 | 1 | | | 2 | | 24 | 1 | 5 | | 5 | |
| Agosto | 17.9 | 6 | 6 | 2 | — | | 1 | | 6 | 5 | 10 | 6 | | 8 | | 5 | | 3 | | | 1 | 36 | 3 | 1 | | 9 | |
| Septiembre | 24.8 | 2 | 2 | — | — | | | | 3 | 3 | 16 | 5 | 1 | 10 | | 8 | | | | | 3 | 36 | 1 | 2 | | 6 | |
| Octubre | 31.8 | — | — | — | — | | | | 2 | 7 | 10 | 5 | 1 | 13 | | 3 | | 1 | | | 4 | 42 | 4 | 1 | | 12 | |
| Noviembre | 39.9 | — | — | — | — | | | | | 9 | 6 | 5 | | 4 | | 7 | 1 | | | | | 47 | 1 | 5 | 1 | 8 | |
| Diciembre | 36.4 | 1 | 1 | — | — | | 1 | | | 2 | 3 | 2 | | 7 | | 2 | 1 | | | | | 61 | 1 | 2 | | 9 | |
| Año | | 15 | 15 | 6 | — | | 2 | | 25 | 65 | 111 | 51 | 2 | 89 | 2 | 93 | 3 | 4 | | 7 | 8 | 512 | 11 | 21 | 1 | 68 | |

# SERENA

| MESES | Presión atmosférica reducida a 0° y a 45° lat. Luftdruck reduciert auf 0° und Normalschwere | | | | | Temperatura (°C) Temperatur | | | | | | | | | | |
|---|---|---|---|---|---|---|---|---|---|---|---|---|---|---|---|---|
| | Promedio mm Mittel. | Máxima mm Max. | Fecha Datum | Mínima mm Min. | Fecha Datum | 7a | 2p | 9p | Media diaria Tages-Mittl. | Máxima media Mittl. Max. | Mínima media Mittl. Min. | Oscil. diaria Tägl. Schwank. | Máxima abs. Absol. Max. | Fecha Datum | Mínima abs. Absol. Min. | Fecha Datum |
| ro | 758.6 | 762.4 | 31 | 755.0 | 21 | 16.5 | 21.6 | 16.4 | 17.7 | | | | | | | |
| rero | 58.7 | 62.3 | 7 | 55.0 | 29 | 17.5 | 21.6 | 16.6 | 18.1 | | | | | | | |
| zo | 57.9 | 60.0 | varios | 55.0 | 21 | 16.2 | 20.8 | 16.2 | 17.4 | | | | | | | |
| il | 59.1 | 62.4 | 17 | 56.0 | 5 | 13.4 | 17.5 | 13.9 | 14.7 | | | | | | | |
| yo | 59.4 | 66.0 | 18 | 55.0 | 29 | 11.1 | 15.8 | 12.0 | 12.7 | | | | | | | |
| io | 59.7 | 63.8 | 30 | 57.0 | varios | 9.2 | 15.0 | 10.9 | 11.5 | | | | | | | |
| o | 59.2 | 63.5 | 23 | 55.0 | 26 | 8.2 | 13.2 | 9.7 | 10.2 | | | | | | | |
| sto | 59.2 | 64.0 | 21 | 55.5 | 11 | 10.2 | 15.1 | 11.2 | 11.9 | | | | | | | |
| iembre | 59.0 | 64.0 | 30 | 55.8 | 21 | 11.6 | 15.3 | 11.9 | 12.7 | | | | | | | |
| ubre | 59.0 | 63.1 | 26 | 56.0 | 7, 11 | 13.3 | 17.6 | 13.3 | 14.4 | | | | | | | |
| iembre | 58.8 | 65.0 | 2 | 55.0 | 29 | 14.0 | 18.8 | 13.9 | 15.2 | | | | | | | |
| embre | 57.3 | 60.0 | 12 | 55.0 | varios | 15.9 | 20.3 | 15.5 | 16.8 | | | | | | | |
| | 758.8 | 766.0 | 18-V | 755.0 | varios | 13.1 | 17.7 | 13.4 | 14.4 | | | | | | | |

| MESES | Humedad absoluta Absolute Feuchtigkeit | | | | Humedad relativa Relative Feuchtigkeit | | | | | Nebulosidad (0-10) Bewölkung | | | | Agua caída Niederschlag | | |
|---|---|---|---|---|---|---|---|---|---|---|---|---|---|---|---|---|
| | 7a mm | 2p mm | 9p mm | Promedio Mittel | 7a % | 2p % | 9p % | Promedio Mittel % | Mínima Min. % | 7a | 2p | 9p | Promedio Mittel | Suma Summe mm | Máxima del día Tages-Max. mm | Fecha de la medida Gemessen am |
| ro | 11.4 | 11.9 | 10.6 | 11.3 | 81 | 62 | 76 | 73 | 52 | 8.0 | 1.5 | 1.6 | 3.7 | — | — | — |
| rero | 12.3 | 12.8 | 10.9 | 12.0 | 82 | 67 | 77 | 75 | 61 | 5.3 | 1.1 | 1.1 | 2.5 | — | — | — |
| zo | 11.5 | 12.8 | 11.0 | 11.8 | 83 | 70 | 80 | 78 | 57 | 4.9 | 3.5 | 3.6 | 4.0 | — | — | — |
| il | 9.1 | 10.6 | 9.6 | 9.7 | 82 | 73 | 78 | 78 | 50 | 7.4 | 8.3 | 5.4 | 7.0 | 2.0 | 2.0 | 18 |
| yo | 7.8 | 8.7 | 7.9 | 8.1 | 78 | 67 | 76 | 74 | 44 | 4.7 | 4.4 | 3.7 | 4.3 | 34.6 | 32.8 | 16 |
| io | 6.8 | 7.9 | 7.2 | 7.3 | 77 | 62 | 74 | 71 | 43 | 3.8 | 3.8 | 3.6 | 3.7 | — | — | — |
| o | 6.6 | 8.2 | 7.5 | 7.4 | 81 | 74 | 83 | 79 | 45 | 6.7 | 5.2 | 5.5 | 5.8 | — | — | — |
| sto | 7.6 | 8.5 | 8.1 | 8.1 | 82 | 66 | 82 | 77 | 51 | 7.4 | 5.1 | 4.6 | 5.7 | 11.8 | 11.8 | 14 |
| iembre | 8.1 | 8.4 | 7.9 | 8.1 | 80 | 65 | 76 | 74 | 51 | 4.7 | 4.2 | 4.9 | 4.6 | — | — | — |
| ubre | 9.1 | 10.2 | 9.3 | 9.5 | 80 | 68 | 82 | 77 | 55 | 6.6 | 4.2 | 3.6 | 4.8 | — | — | — |
| iembre | 9.7 | 11.0 | 10.0 | 10.2 | 82 | 68 | 85 | 78 | 45 | 6.6 | 3.0 | 1.9 | 3.8 | 0.0 | 0.0 | 10,12 |
| embre | 11.0 | 11.7 | 10.9 | 11.2 | 82 | 66 | 83 | 77 | 55 | 8.0 | 1.6 | 0.9 | 3.5 | 0.0 | 0.0 | 25 |
| | 9.3 | 10.2 | 9.2 | 9.5 | 81 | 67 | 79 | 76 | 43 | 6.2 | 3.8 | 3.4 | 4.5 | 48.4 | 32.8 | 16-V |

| MESES | Evap. Verdunstung mm | Número de días con Zahl der Tage mit | | | | | | | | | Frecuencia de los vientos Windverteilung | | | | | | | | | | | | | | | | |
|---|---|---|---|---|---|---|---|---|---|---|---|---|---|---|---|---|---|---|---|---|---|---|---|---|---|---|---|
| | | AGUA CAÍDA Niederschlag | | | Nieve Schnee | Granizo Graupel | Temp. eléct. Gewitter | Rel. de calor Kord. Leucht. | Nebl. y cam. Nebel | Cielo desp. Heit. Himmel | Cielo nubl. Trüber Himmel | N | NNE | NE | ENE | E | ESE | SE | SSE | S | SSW | SW | WSW | W | WNW | NW | NNW | C |
| | | ≥0.1 mm | ≥0.2 mm | ≥1.0 mm | ≥1.0 cm | | | | | | | | | | | | | | | | | | | | | | |
| ro | | — | — | — | — | | | | 4 | 5 | 2 | | | | | | | 10 | 1 | 1 | 9 | 43 | | 1 | | 7 | 1 | 20 |
| rero | | — | — | — | — | | | | | 14 | 1 | | | | | | | 20 | | | 2 | 37 | | 3 | | 4 | | 21 |
| zo | | — | — | — | — | | | | | 15 | 10 | | | 1 | | 2 | | 25 | | | | 27 | | 15 | | 12 | | 11 |
| il | | 1 | 1 | 1 | — | | | | | 1 | 14 | 3 | | 3 | | 2 | | 10 | | 7 | | 32 | | 9 | | 9 | | 15 |
| yo | | 2 | 2 | 2 | — | | | | | 13 | 8 | 3 | | 3 | | | | 28 | | 3 | | 28 | | 3 | | 11 | | 14 |
| io | | — | — | — | — | | | | | 14 | 7 | 2 | | 2 | | 3 | | 18 | | 1 | | 30 | | 5 | | 1 | | 28 |
| o | | — | — | — | — | | | | | 3 | 7 | | | 1 | | 3 | | 17 | | 3 | | 20 | | 2 | | 1 | | 46 |
| sto | | 1 | 1 | 1 | — | | | 1 | | 7 | 10 | | | 3 | | 2 | | 15 | | | | 18 | | 2 | | 5 | | 48 |
| iembre | | — | — | — | — | | | | | 10 | 7 | 5 | | 1 | | | | 22 | | 5 | | 24 | | 2 | | 6 | | 25 |
| ubre | | — | — | — | — | | | | | 6 | 7 | | | | | | | 18 | | | | 43 | | | | 4 | | 28 |
| iembre | | — | — | — | — | | | | | 10 | 5 | | | 1 | | 1 | | 2 | | 1 | | 22 | | 1 | | 2 | | 60 |
| embre | | — | — | — | — | | | | | 3 | 1 | | | | | | | 11 | | 2 | 1 | 35 | | 1 | | 1 | | 42 |
| | | 4 | 4 | 4 | — | | 1 | | | 101 | 79 | 13 | | 15 | | 13 | | 196 | 1 | 23 | 12 | 359 | | 44 | | 63 | 1 | 358 |

# OVALLE

| MESES | Presión atmosférica reducida a 0° y a 45° lat. Luftdruck reduciert auf 0° und Normalschwere: Promedio mm Mittel. | Máxima mm Max. | Fecha Datum | Mínima mm Min. | Fecha Datum | Temperatura (°C) Temperatur: 7a | 2p | 9p | Media diaria Tages-Mittl. | Máxima mediä Mittl. Max. | Mínima media Mittl. Min. | Oscil. diaria Tägl. Schwank. | Máxima abs. Absol. Max. | Fecha Datum | Mínima abs. Absol. Min. |
|---|---|---|---|---|---|---|---|---|---|---|---|---|---|---|---|
| Enero | | | | | | | | | | | | | | | |
| Febrero | 741.0 | 743.9 | 1,9 | 738.1 | 10 | 17.1 | 26.1 | 16.3 | 19.0 | 27.0 | 13.0 | 14.0 | 32.0 | 8 | 11.0 |
| Marzo | 40.5 | 43.3 | 28 | 37.2 | 1 | 15.8 | 24.0 | 18.1 | 19.0 | 25.8 | 12.2 | 13.6 | 29.3 | 16 | 7.6 |
| Abril | 42.0 | 45.1 | 26 | 37.5 | 1 | 13.3 | 21.4 | 16.8 | 17.1 | 23.1 | 9.7 | 13.4 | 26.8 | 21 | 7.2 |
| Mayo | 42.9 | 48.4 | 18 | 39.1 | 6 | 11.1 | 18.6 | 14.5 | 14.7 | 20.2 | 7.4 | 12.8 | 28.5 | 1 | 4.5 |
| Junio | 43.9 | 47.5 | 30 | 40.9 | 1 | 9.7 | 16.7 | 11.0 | 12.1 | 17.8 | 6.6 | 11.2 | 24.2 | 1 | 0.0 |
| Julio | 43.8 | 49.1 | 23 | 39.6 | 27 | 7.0 | 16.4 | 9.8 | 10.8 | 17.4 | 4.5 | 12.9 | 23.5 | 27 | -1.0 |
| Agosto | 43.6 | 49.3 | 21 | 39.2 | 23 | 9.9 | 17.6 | 9.8 | 11.8 | 18.8 | 6.8 | 12.0 | 30.2 | 31 | 3.1 |
| Septiembre | 42.9 | 47.3 | 30 | 38.7 | 20 | 11.9 | 19.7 | 11.8 | 13.8 | 21.8 | 7.6 | 14.2 | 35.9 | 20 | 3.6 |
| Octubre | 42.5 | 46.0 | 27 | 37.9 | 2 | 14.0 | 21.5 | 12.4 | 15.1 | 23.4 | 9.2 | 14.2 | 35.5 | 2 | 6.1 |
| Noviembre | 42.5 | 45.6 | 5,6 | 39.4 | 10 | 15.5 | 23.7 | 12.0 | 15.8 | 25.2 | 9.7 | 15.5 | 31.6 | 20 | 6.5 |
| Diciembre | 41.4 | 44.2 | 7 | 38.2 | 21 | 16.4 | 25.0 | 13.1 | 16.9 | 26.3 | 11.6 | 14.7 | 31.4 | 30 | 7.8 |
| Año | | | | | | | | | | | | | | | |

| MESES | Humedad absoluta Absolute Feuchtigkeit: 7a mm | 2p mm | 9p mm | Promedio Mittel | Humedad relativa Relative Feuchtigkeit: 7a % | 2p % | 9p % | Promedio Mittel % | Mínima Min. % | Nebulosidad (0-10) Bewölkung: 7a | 2p | 9p | Promedio Mittel | Agua caída Niederschlag: Suma Summe mm | Máxima del día Tages-Max mm |
|---|---|---|---|---|---|---|---|---|---|---|---|---|---|---|---|
| Enero | | | | | | | | | | | | | | — | — |
| Febrero | 10.9 | 11.0 | 10.3 | 10.7 | 76 | 44 | 75 | 65 | 24 | 5.2 | 1.6 | 0.8 | 2.5 | — | — |
| Marzo | 10.2 | 12.6 | 11.8 | 11.5 | 76 | 59 | 76 | 70 | 30 | 5.5 | 2.5 | 0.5 | 2.8 | — | — |
| Abril | 8.3 | 12.6 | 10.5 | 10.5 | 73 | 67 | 73 | 71 | 21 | 4.9 | 3.9 | 1.7 | 3.5 | — | — |
| Mayo | 7.9 | 12.7 | 10.3 | 10.3 | 79 | 78 | 81 | 79 | 50 | 4.5 | 2.9 | 2.6 | 3.3 | 60.5 | 52.0 |
| Junio | 7.0 | 11.5 | 7.9 | 8.8 | 77 | 79 | 80 | 79 | 59 | 3.3 | 3.7 | 2.3 | 3.1 | — | — |
| Julio | 5.4 | 9.6 | 6.7 | 7.2 | 71 | 68 | 73 | 71 | 35 | 4.0 | 0.6 | 0.3 | 1.6 | — | — |
| Agosto | 5.3 | 9.7 | 5.4 | 6.8 | 58 | 64 | 59 | 60 | 38 | 5.4 | 3.2 | 2.6 | 3.7 | 12.7 | 5.2 |
| Septiembre | 6.3 | 9.4 | 5.8 | 7.2 | 60 | 56 | 55 | 57 | 16 | 5.3 | 1.9 | 1.1 | 2.8 | 0.0 | 0.0 |
| Octubre | 7.0 | 11.1 | 6.0 | 8.0 | 59 | 60 | 56 | 58 | 19 | 3.5 | 0.3 | 0.3 | 1.4 | — | — |
| Noviembre | 7.0 | 13.0 | 6.0 | 8.7 | 53 | 59 | 57 | 56 | 29 | 2.0 | 1.0 | 0.7 | 1.2 | — | — |
| Diciembre | 7.8 | 13.7 | 6.9 | 9.5 | 55 | 58 | 63 | 59 | 37 | 2.3 | 0.0 | 0.0 | 0.8 | — | — |
| Año | | | | | | | | | | | | | | 73.2 | 52.0 |

| MESES | Evap. Verdunstung mm | Número de días con Zahl der Tage mit: AGUA CAÍDA Niederschlag ≥0.1 mm | ≥0.2 mm | ≥1.0 mm | Nieve Schnee ≥1.0 mm | Granizo Graupel | Temp. eléct. Gewitter | Rel. de calor Kord. Leucht. | Nebl. y cam. Nebel | Cielo desp. Heit. Himmel | Cielo nubl. Trüber Himmel | Frecuencia de los vientos Windverteilung: N | NNE | NE | ENE | E | ESE | SE | SSE | S | SSW | SW | WSW | W | WNW | NW | NNW |
|---|---|---|---|---|---|---|---|---|---|---|---|---|---|---|---|---|---|---|---|---|---|---|---|---|---|---|---|
| Enero | | — | — | — | — | | | | | | | | | | | | | | | | | | | | | | |
| Febrero | | — | — | — | — | | | | | 13 | | | 2 | | 1 | | | | 2 | 2 | 8 | 34 | 4 | 1 | | | |
| Marzo | | — | — | — | — | | | | | 13 | 1 | | | | 2 | | | 1 | | | | 1 | 22 | 1 | 8 | | |
| Abril | | — | — | — | — | | | | | 13 | 3 | | | 2 | | 6 | | 7 | 1 | 3 | | 8 | 3 | 12 | 2 | 10 | |
| Mayo | | 4 | 4 | 4 | — | | | | | 15 | 7 | 2 | | | | 4 | | 2 | | 13 | | 1 | | 8 | | 20 | |
| Junio | | — | — | — | — | | | | | 17 | 6 | 3 | | | | 8 | | | | 15 | | 2 | | 3 | | 11 | |
| Julio | | — | — | — | — | | | | | 18 | 1 | | | 2 | | 4 | | | | 16 | | 2 | | 12 | | | |
| Agosto | | 3 | 3 | 3 | — | | | | | 12 | 7 | | | | | 1 | | | | 12 | | 8 | | 10 | | | |
| Septiembre | | — | — | — | — | | | | | 14 | 3 | | | 2 | | | | | | 10 | | 3 | | | | 24 | |
| Octubre | | — | — | — | — | | | | | 20 | 1 | | | | | | | 1 | | 2 | | 4 | | 1 | | 25 | |
| Noviembre (1) | | — | — | — | — | | | | | 23 | 1 | | | | | | | | | 1 | | | | 2 | | 12 | |
| Diciembre | | — | — | — | — | | | | | 24 | | | | | | | | | | | | | | | | | |
| Año | | 7 | 7 | 7 | — | | | | | | | | | | | | | | | | | | | | | | |

(1) Solo hay 14 días de observación de viento. En Diciembre no se observó.

# LOS ANDES

| MESES | Presión atmosférica reducida a 0° y a 45° lat. Luftdruck reduciert auf 0° und Normalschwere | | | | | Temperatura (°C) Temperatur | | | | | | | | | | |
|---|---|---|---|---|---|---|---|---|---|---|---|---|---|---|---|---|
| | Promedio mm Mittel. | Máxima mm Max. | Fecha Datum | Mínima mm Min. | Fecha Datum | 7a | 2p | 9p | Media diaria Tages-Mitl. | Máxima media Mittl. Max. | Mínima media Mittl. Min. | Oscil. diaria Tägl. Schwank. | Máxima abs. Absol. Max. | Fecha Datum | Mínima abs. Absol. Min. | Fecha Datum |
| ro | 689.2 | 692.6 | 31 | 687.0 | 6 | 18.9 | 30.8 | 20.2 | 22.5 | 31.5 | 12.2 | 19.3 | 35.0 | 6 | 10.3 | 30 |
| ero | 89.8 | 93.1 | 7, 19 | 86.7 | 25 | 16.9 | 29.7 | 19.9 | 21.6 | 30.3 | 12.0 | 18.3 | 33.0 | 4 | 10.6 | 19 |
| zo | 89.0 | 92.8 | 26 | 85.8 | 1 | 14.7 | 27.2 | 17.7 | 19.3 | 28.0 | 10.2 | 17.8 | 32.5 | 1 | 5.6 | 26 |
| l | 90.4 | 93.5 | 30 | 87.3 | 5 | 11.1 | 21.6 | 14.1 | 15.2 | 22.9 | 8.4 | 14.5 | 30.0 | 13 | 4.0 | 30 |
| o | 91.3 | 97.2 | 24 | 87.9 | 15 | 7.8 | 16.7 | 10.0 | 11.1 | 18.0 | 5.2 | 12.8 | 28.0 | 2 | -1.8 | 25 |
| o | 92.3 | 96.6 | 30 | 88.9 | 2 | 5.7 | 14.7 | 7.9 | 9.1 | 15.5 | 3.6 | 11.9 | 25.6 | 18 | -2.0 | 30 |
| o | 92.1 | 96.3 | varios | 88.5 | 20 | 4.7 | 17.8 | 8.4 | 9.8 | 18.7 | 2.4 | 16.3 | 27.0 | 28 | -4.0 | 1 |
| sto | 91.5 | 96.4 | 21 | 87.3 | 6 | 7.1 | 16.5 | 9.2 | 10.5 | 17.3 | 4.7 | 12.6 | 26.4 | 12 | 0.5 | 1 |
| iembre | 90.8 | 97.8 | 30 | 87.5 | 24 | 10.7 | 21.2 | 12.9 | 14.0 | 22.1 | 6.4 | 15.7 | 28.5 | 28 | 3.2 | 17 |
| bre | 91.0 | 96.6 | 1 | 88.0 | 20 | 13.3 | 24.1 | 14.0 | 16.4 | 25.1 | 8.0 | 17.1 | 31.5 | 3 | 1.5 | 1 |
| iembre | 91.0 | 96.6 | 3 | 87.5 | 13 | 15.4 | 25.6 | 15.5 | 18.0 | 26.4 | 8.0 | 18.4 | 32.4 | 10 | 3.5 | 3 |
| embre | 89.6 | 92.2 | 9 | 87.1 | 20 | 18.6 | 29.7 | 18.4 | 21.3 | 30.3 | 11.6 | 18.7 | 33.5 | 20 | 8.5 | 5 |
| | 690.7 | 697.8 | 30-IX | 685.8 | 1-III | 12.1 | 23.0 | 13.9 | 15.7 | 23.8 | 7.7 | 16.1 | 35.0 | 6-I | -4.0 | 1-III |

| MESES | Humedad absoluta Absolute Feuchtigkeit | | | | Humedad relativa Relative Feuchtigkeit | | | | | Nebulosidad (0-10) Bewölkung | | | | Agua caída Niederschlag | | |
|---|---|---|---|---|---|---|---|---|---|---|---|---|---|---|---|---|
| | 7a mm | 2p mm | 9p mm | Promedio Mittel | 7a % | 2p % | 9p % | Promedio Mittel % | Mínima Min. % | 7a | 2p | 9p | Promedio Mittel | Suma Summe mm | Máxima del día Tages-Max mm | Fecha de la medida Gemessen am |
| ro | 9.4 | 8.0 | 8.6 | 8.7 | 58 | 27 | 50 | 45 | 15 | 0.8 | 1.5 | 0.3 | 0.9 | — | — | — |
| ero | 9.3 | 8.7 | 8.4 | 8.8 | 66 | 29 | 48 | 48 | 15 | 2.5 | 3.0 | 1.4 | 2.3 | 0.0 | 0.0 | 6 |
| zo | 9.2 | 9.3 | 8.8 | 9.1 | 74 | 35 | 58 | 56 | 17 | 1.6 | 1.8 | 1.4 | 1.6 | — | — | — |
| l | 7.9 | 8.3 | 8.1 | 8.1 | 80 | 48 | 67 | 65 | 20 | 5.5 | 6.3 | 4.3 | 5.4 | 25.0 | 25.0 | 17 |
| o | 6.3 | 6.4 | 6.6 | 6.4 | 80 | 49 | 73 | 67 | 18 | 6.7 | 6.8 | 4.5 | 6.0 | 242.2 | 89.0 | 23 |
| o | 5.6 | 6.2 | 6.3 | 6.0 | 82 | 52 | 78 | 71 | 17 | 6.7 | 6.5 | 5.8 | 6.3 | 199.3 | 82.5 | 9 |
| o | 4.4 | 4.5 | 5.2 | 4.7 | 69 | 32 | 63 | 55 | 14 | 3.8 | 4.0 | 3.0 | 3.6 | 0.0 | 0.0 | varios |
| sto | 6.2 | 6.1 | 6.5 | 6.3 | 80 | 49 | 75 | 68 | 11 | 6.8 | 5.3 | 4.7 | 5.6 | 137.6 | 32.5 | 5 |
| iembre | 6.6 | 6.4 | 6.8 | 6.6 | 70 | 37 | 66 | 58 | 15 | 6.0 | 5.4 | 4.6 | 5.3 | 8.5 | 8.5 | 30 |
| bre | 7.9 | 7.4 | 7.8 | 7.7 | 71 | 34 | 66 | 57 | 11 | 4.8 | 4.1 | 3.6 | 4.2 | 5.5 | 4.0 | 1 |
| iembre | 7.7 | 6.6 | 7.7 | 7.3 | 60 | 28 | 60 | 49 | 12 | 3.4 | 3.4 | 1.6 | 2.8 | 0.0 | 0.0 | 5,15 |
| embre | 9.8 | 8.8 | 9.0 | 9.2 | 63 | 29 | 58 | 50 | 15 | 1.6 | 1.6 | 0.1 | 1.1 | 0.0 | 0 0 | 28 |
| | 7.5 | 7.2 | 7.5 | 7.4 | 71 | 37 | 64 | 57 | 11 | 4.2 | 4.1 | 2.9 | 3.7 | 618.1 | 89.0 | 25-V |

| MESES | Evap. Verdunstung mm | Número de días con Zahl der Tage mit: Agua caída Niederschlag ≥0.1 mm | ≥0.2 mm | ≥1.0 mm | Nieve Schnee ≥1.0 cm | Granizo Graupel | Temp. eléct. Gewitter | Rel. de calor Kord. Leucht. | Nebl. y cam. Nebel | Cielo desp. Heit. Himmel | Cielo nubl. Trüber Himmel | Frecuencia de los vientos Windverteilung: N | NNE | NE | ENE | E | ESE | SE | SSE | S | SSW | SW | WSW | W | WNW | NW | NNW | C |
|---|---|---|---|---|---|---|---|---|---|---|---|---|---|---|---|---|---|---|---|---|---|---|---|---|---|---|---|---|
| ro | | — | — | — | — | | | 8 | 1 | 28 | 1 | 2 | 1 | 18 | 1 | 10 | | 3 | | 5 | 2 | 26 | 2 | 3 | 1 | 2 | 3 | 14 |
| ero | | — | — | — | — | | | 1 | 1 | 20 | 3 | 9 | 1 | 6 | | 7 | | 3 | 1 | 2 | 1 | 15 | | 2 | 1 | 5 | | 34 |
| zo | | — | — | — | — | | | 2 | 1 | 21 | | 7 | | 7 | 2 | 7 | 1 | | | | | 6 | 1 | 4 | | 8 | | 50 |
| l | | 1 | 1 | 1 | — | | | | 3 | 9 | 9 | 2 | | 6 | 1 | 3 | 1 | 3 | | 4 | | 7 | | 1 | 1 | 1 | | 60 |
| o | | 8 | 8 | 8 | — | 1 | | | | 6 | 11 | 1 | | 3 | 1 | 8 | | 3 | 1 | | | 8 | | 3 | | 1 | | 64 |
| o | | 5 | 5 | 5 | — | | | | 4 | 7 | 15 | 3 | | 4 | | 3 | 1 | 2 | 1 | 2 | | 3 | | | | 1 | | 70 |
| o | | — | — | — | — | | | 1 | 3 | 15 | 7 | 1 | | 3 | 1 | 4 | 3 | | 1 | | 1 | 3 | | 3 | | | | 73 |
| sto | | 10 | 10 | 10 | — | 1 | | | 4 | 7 | 13 | 1 | | 4 | | 3 | 1 | 1 | | | | 6 | 1 | 2 | | | | 74 |
| iembre | | 1 | 1 | 1 | — | | | | 3 | 8 | 11 | 1 | 1 | 9 | 1 | 5 | | 2 | | 2 | 1 | 7 | 1 | 2 | | 4 | 2 | 52 |
| bre | | 2 | 2 | 2 | — | | | | 4 | 10 | 7 | 3 | | 4 | | 16 | | | | 3 | 1 | 21 | | 1 | | 1 | | 43 |
| iembre | | — | — | — | — | | | | 1 | 15 | 3 | | 2 | 3 | | 15 | | 2 | | | | 28 | | 2 | | 2 | | 36 |
| embre | | — | — | — | — | | 1 | 5 | | 25 | | 4 | | 8 | | 17 | 1 | | | | | 19 | 2 | 7 | 1 | 4 | 1 | 29 |
| | | 27 | 27 | 27 | — | 2 | 1 | 17 | 25 | 171 | 80 | 34 | 5 | 75 | 7 | 98 | 8 | 19 | 4 | 18 | 6 | 149 | 7 | 30 | 4 | 29 | 6 | 599 |

# VALPARAISO

| MESES | Presión atmosférica reducida a 0° y a 45° lat. Luftdruck reduciert auf 0° und Normalschwere | | | | | Temperatura (°C) Temperatur | | | | | | | | | |
|---|---|---|---|---|---|---|---|---|---|---|---|---|---|---|---|
| | Promedio mm Mittel. | Máxima mm Max | Fecha Datum | Mínima mm Min. | Fecha Datum | 7a | 2p | 9p | Media diaria Tages-Mittl. | Máxima media Mittl Max. | Mínima media Mittl. Min. | Oscil. diaria Tägl Schwank. | Máxima abs. Absol. Max. | Fecha Datum | Mínima abs. Absol. Min. |
| Enero | 756.3 | 760.6 | 31 | 752.9 | 6 | 15.7 | 21.1 | 17.8 | 17.8 | 22.5 | 14.0 | 8.5 | 26.0 | 5 | 12.0 |
| Febrero (1) | 57.2 | 61.2 | 7 | 52.7 | 20 | 15.0 | 21.2 | 17.6 | 17.6 | 23.1 | 13.7 | 9.4 | 29.3 | 7 | 12.0 |
| Marzo | 56.7 | 62.1 | 25 | 52.7 | 1.° | 14.5 | 19.5 | 16.2 | 16.6 | 20.6 | 13.7 | 6.9 | 24.2 | 26 | 9.0 |
| Abril | 58.3 | 61.9 | 30 | 54.4 | 1.° | 12.5 | 16.3 | 13.7 | 14.0 | 17.6 | 11.7 | 5.9 | 21.4 | 21 | 8.7 |
| Mayo | 59.4 | 66.1 | 24 | 54.9 | 2 | 11.1 | 15.1 | 12.4 | 12.8 | 16.5 | 10.2 | 9.3 | 23.5 | 2 | 6.0 |
| Junio | 60.6 | 66.4 | 30 | 56.0 | 1.° | 10.0 | 14.5 | 11.6 | 11.9 | 15.9 | 9.3 | 6.6 | 21.7 | 1.° | 3.9 |
| Julio | 60.7 | 65.8 | 23 | 56.3 | 4 | 8.3 | 13.1 | 10.1 | 10.4 | 14.6 | 7.8 | 6.8 | 20.2 | 25 | 3.6 |
| Agosto | 59.8 | 67.9 | 21 | 54.7 | 6, 12 | 10.0 | 14.6 | 11.8 | 12.1 | 16.2 | 9.2 | 7.0 | 24.6 | 31 | 6.2 |
| Septiembre | 59.3 | 67.4 | 30 | 55.0 | 20 | 10.5 | 16.0 | 12.3 | 12.8 | 17.6 | 9.6 | 8.0 | 26.3 | 20 | 6.6 |
| Octubre | 59.4 | 65.2 | 1.° | 55.1 | 3 | 12.9 | 17.7 | 13.9 | 14.6 | 19.2 | 11.1 | 8.1 | 26.5 | 2 | 7.8 |
| Noviembre | 59.0 | 65.6 | 2 | 54.1 | 29 | 14.1 | 19.3 | 14.8 | 15.7 | 21.1 | 11.3 | 9.8 | 27.8 | 7 | 8.2 |
| Diciembre | 57.3 | 60.5 | 9 | 54.2 | 6, 20 | 14.9 | 20.1 | 16.1 | 16.8 | 21.6 | 12.7 | 8.9 | 27.0 | 16 | 10.4 |
| Año | 758.7 | 767.9 | 21-VIII | 752.7 | 20-II 1.°-III | 12.5 | 17.4 | 14.0 | 14.5 | 18.9 | 11.2 | 7.7 | 29.3 | 7-II | 3.6 |

| MESES | Humedad absoluta Absolute Feuchtigkeit | | | | Humedad relativa Relative Feuchtigkeit | | | | | Nebulosidad (0-10) Bewölkung | | | | Agua caida Niederschlag | |
|---|---|---|---|---|---|---|---|---|---|---|---|---|---|---|---|
| | 7 a mm | 2 p mm | 9 p mm | Promedio Mittel | 7 a % | 2 p % | 9 p % | Promedio Mittel % | Mínima Min. % | 7 a | 2 p | 9 p | Promedio Mittel | Suma Summe mm | Máxima del día Tages-Max. mm |
| Enero | 10.6 | 10.5 | 10.0 | 10.4 | 80 | 57 | 70 | 69 | 31 | 5.1 | 2.8 | 1.6 | 3.2 | 0.0 | 0.0 |
| Febrero | 10.5 | 10.1 | 9.8 | 10.1 | 84 | 55 | 69 | 69 | 29 | 5.5 | 3.1 | 1.6 | 3.4 | 0.1 | 0.1 |
| Marzo | 10.6 | 10.6 | 10.4 | 10.5 | 86 | 64 | 75 | 75 | 30 | 6.2 | 5.0 | 4.2 | 5.1 | 0.2 | 0.2 |
| Abril | 9.5 | 10.1 | 10.0 | 9.9 | 88 | 74 | 86 | 83 | 47 | 7.7 | 6.0 | 5.5 | 6.4 | 16.7 | 13.6 |
| Mayo | 8.5 | 8.7 | 8.7 | 8.6 | 86 | 69 | 81 | 79 | 37 | 6.9 | 6.6 | 5.2 | 6.2 | 220.5 | 89.4 |
| Junio | 7.8 | 8.5 | 8.0 | 8.1 | 85 | 70 | 78 | 78 | 40 | 6.3 | 6.0 | 4.0 | 5.4 | 127.0 | 64.9 |
| Julio | 6.9 | 7.6 | 7.2 | 7.2 | 84 | 68 | 79 | 77 | 29 | 5.7 | 4.5 | 4.5 | 4.9 | 10.8 | 10.1 |
| Agosto | 7.8 | 8.2 | 7.8 | 7.9 | 86 | 68 | 76 | 77 | 28 | 5.8 | 5.1 | 3.4 | 4.8 | 100.9 | 45.8 |
| Septiembre | 8.4 | 8.4 | 8.0 | 8.3 | 89 | 63 | 76 | 76 | 32 | 6.5 | 5.0 | 4.4 | 5.3 | 28.5 | 15.9 |
| Octubre | 8.9 | 8.7 | 8.5 | 8.7 | 81 | 58 | 73 | 71 | 38 | 5.0 | 4.7 | 4.2 | 4.6 | 2.0 | 1.5 |
| Noviembre | 8.4 | 8.1 | 7.8 | 8.1 | 71 | 50 | 63 | 61 | 20 | 3.8 | 2.2 | 2.0 | 2.7 | 0.0 | 0.0 |
| Diciembre | 9.9 | 9.3 | 8.9 | 9.4 | 78 | 54 | 66 | 66 | 29 | 6.2 | 3.4 | 2.2 | 3.9 | 0.5 | 0.3 |
| Año | 9.0 | 9.1 | 8.8 | 8.9 | 83 | 63 | 74 | 73 | 20 | 5.9 | 4.5 | 3.6 | 4.6 | 507.2 | 89.4 |

| MESES | Evap. Verdunstung | Número de días con Zahl der Tage mit | | | | | | | | | | Frecuencia de los vientos Windverteilung | | | | | | | | | | | | | | |
|---|---|---|---|---|---|---|---|---|---|---|---|---|---|---|---|---|---|---|---|---|---|---|---|---|---|---|
| | mm | AGUA CAÍDA Niederschlag ≥0.1 mm | AGUA CAÍDA Niederschlag >0.2 mm | AGUA CAÍDA Niederschlag ≥1.0 mm | Nieve Schnee ≥1.0 mm | Granizo Graupel | Temp. eléct. Gewitter | Rel. de calor Kord. Leucht. | Nebl. y cam. Nebel | Cielo desp. Heit. Himmel | Cielo nubl. Trüber Himmel | N | NNE | NE | ENE | E | ESE | SE | SSE | S | SSW | SW | WSW | W | WNW | NW | NNW |
| Enero | 44.8 | — | — | — | — | | | | 3 | 14 | 4 | 12 | 2 | 11 | 1 | 7 | | 1 | | 2 | 1 | 18 | 15 | 12 | | 10 | |
| Febrero | 37.2 | — | — | — | — | | | | 6 | 12 | 5 | 9 | | 8 | 2 | 13 | | 4 | 2 | 4 | 2 | 21 | 10 | 4 | | 3 | |
| Marzo | 28.4 | 1 | — | — | — | | | | 7 | 9 | 11 | 6 | | 16 | | 8 | | 3 | 3 | 23 | 4 | 9 | 6 | 2 | | 3 | |
| Abril | 16.4 | 7 | 6 | 2 | — | | | | 12 | 5 | 13 | 12 | 3 | 13 | 1 | 15 | 1 | 6 | 1 | 9 | 5 | 4 | 4 | 3 | | 2 | |
| Mayo | 18.6 | 11 | 10 | 9 | — | | | | 5 | 5 | 14 | 6 | 5 | 12 | 2 | 19 | 1 | 8 | 4 | 5 | 1 | 8 | 6 | 8 | | 1 | |
| Junio | 17.3 | 8 | 8 | 7 | — | | | | 4 | 8 | 9 | 5 | 2 | 13 | 2 | 13 | | 11 | | 6 | 1 | 13 | 6 | 11 | | 2 | |
| Julio | 17.4 | 2 | 2 | 1 | — | | | | 4 | 9 | 9 | 2 | 2 | 6 | 2 | 18 | 2 | 11 | 1 | 5 | 5 | 9 | 5 | 11 | 1 | 4 | |
| Agosto | 19.3 | 10 | 9 | 9 | — | | | | 8 | 12 | 8 | 3 | 8 | 16 | | 9 | 2 | 4 | 1 | 9 | 2 | 7 | 15 | 8 | | 4 | |
| Septiembre | 21.3 | 4 | 4 | 2 | — | | | | 14 | 6 | 9 | 6 | | 13 | 2 | 13 | | 5 | 1 | 4 | 1 | | 15 | 14 | 1 | 2 | |
| Octubre | 32.7 | 3 | 1 | 1 | — | | | | 8 | 11 | 8 | 5 | 2 | 14 | 2 | 8 | | 1 | | 4 | 4 | 10 | 15 | 12 | 1 | 5 | |
| Noviembre | 51.5 | — | — | — | — | | | | 5 | 17 | | 4 | | 8 | | 7 | 1 | 3 | | 8 | 5 | 14 | 16 | 11 | | 7 | |
| Diciembre | 40.2 | 1 | 1 | — | — | | | | 12 | 11 | 5 | 1 | | 10 | | 8 | | | | 2 | 3 | 20 | 14 | 5 | | 3 | |
| Año | 345.1 | 47 | 41 | 31 | — | | | | 88 | 119 | 95 | 71 | 24 | 140 | 14 | 138 | 7 | 57 | 13 | 81 | 34 | 133 | 127 | 101 | 3 | 46 | |

(1) Por descuido de los empleados del Instituto en Valparaíso, la presión atmoférica en el mes de Febrero se publicó sin corregir a 0° y a 45° S.

# SANTIAGO

| MESES | Presión atmosférica reducida a 0° y a 45° lat. Luftdruck reduciert auf 0° und Norma'schwere: Promedio mm Mittel. | Máxima mm Max. | Fecha Dafum | Mínima mm Min. | Fecha Datum | Temperatura (°C) Temperatur: 7a | 2p | 9p | Media diaria Tages-Mittl. | Máxima media Mittl. Max. | Mínima media Mittl. Min. | Oscil. diaria Tägl Schwank. | Máxima abs. Absol Max. | Fecha Datum | Mínima abs. Absol. Min. | Fecha Datum |
|---|---|---|---|---|---|---|---|---|---|---|---|---|---|---|---|---|
| ro | 714.3 | 718.5 | 31 | 711.4 | 6 | 17.3 | 28.8 | 18.2 | 20.6 | 30.0 | 11.5 | 18.5 | 34.0 | 13 | 9.5 | 4, 5 |
| rero | 15.3 | 21.0 | 7 | 11.9 | 25 | 16.4 | 28.4 | 17.5 | 19.9 | 29.7 | 10.7 | 19.0 | 33.5 | 20 | 8.6 | 7 |
| zo | 15.3 | 21.0 | 25 | 11.1 | 1 | 12.2 | 25.4 | 15.3 | 17.0 | 26.8 | 10.1 | 16.7 | 32.9 | 1 | 5.2 | 26 |
| il | 16.4 | 21.1 | 30 | 12.5 | 5 | 9.9 | 21.0 | 12.3 | 13.9 | 21.9 | 8.3 | 13 6 | 29.4 | 13 | 3.0 | 30 |
| o | 17.4 | 24.0 | 24 | 11.9 | 15 | 6.2 | 15.4 | 8.7 | 9.8 | 16.5 | 5.2 | 11.3 | 25.0 | 2 | -1.1 | 25 |
| io | 18.5 | 24.1 | 30 | 13.7 | 2 | 5.1 | 13.2 | 7.2 | 8.2 | 14.2 | 3.8 | 10.4 | 22.0 | 2 | -2.2 | 29 |
| o | 18.2 | 23.9 | 6 | 13.4 | 20 | 2.8 | 14.3 | 5.8 | 7.2 | 15.1 | 1.7 | 13.4 | 23.0 | 28 | -4.0 | 1 |
| sto | 17.8 | 24.2 | 21 | 11.7 | 6 | 5.4 | 14.7 | 8.0 | 9.0 | 15.8 | 4.5 | 11.3 | 24.5 | 31 | 1.3 | 29 |
| iembre | 16.8 | 24.8 | 30 | 11.7 | 21 | 8.7 | 19.0 | 10.7 | 12.3 | 20.0 | 6.0 | 14.0 | 26.0 | 23 | 2.0 | 11 |
| bre | 17.3 | 24.3 | 1 | 13.0 | 4 | 11.8 | 21.8 | 12.4 | 14.6 | 23.1 | 8.0 | 15.1 | 29.5 | 3 | 2.4 | 1 |
| iembre | 17.1 | 22.8 | 35 | 13.5 | 30 | 14.0 | 24.7 | 13.4 | 16.4 | 26.1 | 7.8 | 18.3 | 32.1 | 29 | 3.5 | 5 |
| embre | 15.1 | 17.9 | 5 | 12.0 | 21 | 17.4 | 27.7 | 16.2 | 19.4 | 29.2 | 10.1 | 19.1 | 33.4 | 16 | 6.7 | 10 |
| | 716.6 | 724.8 | 30-IX | 711.1 | 1-III | 10.6 | 21.2 | 12.1 | 14.0 | 22.4 | 7.3 | 15.1 | 34.0 | 13-I | -4.0 | 1-VIII |

| MESES | Humedad absoluta Absolute Feuchtigkeit: 7 a mm | 2 p mm | 9 p mm | Promedio Mittel | Humedad relativa Relative Feuchtigkeit: 7 a % | 2 p % | 9 p % | Promedio Mittel % | Mínima Min. % | Nebulosidad (0-10) Bewölkung: 7 a | 2 p | 9 p | Promedio Mittel | Agua caida Niederschlag: Suma Summe mm | Máxima del día Tages-Max. mm | Fecha de la medida Gemessen am |
|---|---|---|---|---|---|---|---|---|---|---|---|---|---|---|---|---|
| ro | 9.8 | 10.4 | 9.2 | 9.8 | 68 | 36 | 60 | 55 | 25 | 2.5 | 1.4 | 0.5 | 1.5 | — | — | — |
| rero | 9.7 | 9.9 | 9.6 | 9.7 | 70 | 35 | 74 | 56 | 19 | 3.0 | 2.6 | 2.0 | 2.5 | 0.0 | 0.0 | 5, 6 |
| zo | 9.5 | 10.5 | 9.9 | 10.0 | 89 | 44 | 76 | 70 | 28 | 3.3 | 2.1 | 1.5 | 2.3 | 0.1 | 0.1 | 20 |
| il | 8.4 | 9.4 | 8.9 | 8.9 | 92 | 53 | 82 | 76 | 26 | 6.1 | 5.4 | 4.7 | 5.4 | 5.0 | 3.6 | 17 |
| o | 6.9 | 7.7 | 7.6 | 7.4 | 95 | 61 | 89 | 82 | 27 | 7.4 | 6.7 | 5.9 | 6.7 | 98.2 | 29.3 | 23 |
| io | 6.5 | 7.4 | 7.2 | 7.0 | 97 | 66 | 94 | 86 | 39 | 6.0 | 6.2 | 5.5 | 5.9 | 124.5 | 42.9 | 9 |
| o | 5.4 | 6.7 | 6.3 | 6.1 | 95 | 57 | 90 | 81 | 31 | 6.0 | 4.4 | 4.4 | 4.9 | 2.6 | 1.3 | 1 |
| sto | 6.5 | 7.3 | 7.1 | 6.9 | 96 | 61 | 88 | 82 | 28 | 6.5 | 5.8 | 4.8 | 5.7 | 50.3 | 14.6 | 19 |
| iembre | 7.3 | 8.4 | 7.8 | 7.8 | 86 | 53 | 81 | 74 | 23 | 6.2 | 4.7 | 4.8 | 5.2 | 7.6 | 5.8 | 30 |
| bre | 8.7 | 9.1 | 8.5 | 8.8 | 84 | 49 | 79 | 71 | 27 | 5.5 | 4.1 | 3.7 | 4.5 | 1.7 | 1.0 | 26 |
| iembre | 8.1 | 8.1 | 7.9 | 8.0 | 69 | 36 | 69 | 58 | 19 | 3.8 | 3.6 | 2.2 | 3.2 | 1.1 | 1.1 | 5 |
| embre | 9.6 | 10.2 | 9.3 | 9.7 | 65 | 38 | 67 | 57 | 24 | 1.9 | 1.6 | 1.2 | 1.5 | 0.0 | 0.0 | 5 |
| | 8.0 | 8.8 | 8.3 | 8.4 | 84 | 49 | 79 | 71 | 19 | 4.9 | 4.1 | 3.4 | 4.1 | 291.1 | 42.9 | 9-VI |

| MESES | Evap. Verdunstung mm | Número de días con Zahl der Tage mit: Agua caída Niederschlag ≥0.1 mm | ≥0.2 mm | ≥1.0 mm | Nieve Schnee ≥1.0 mm | Granizo Graupel | Temp. eléct. Gewitter | Rel. de calor Kord. Leucht. | Nebl. y cam. Nebel | Cielo desp. Heit Himmel | Cielo nubl. Trüber Himmel | Frecuencia de los vientos Windverteilung: N | NNE | NE | ENE | E | ESE | SE | SSE | S | SSW | SW | WSW | W | WNW | NW | NNW | C |
|---|---|---|---|---|---|---|---|---|---|---|---|---|---|---|---|---|---|---|---|---|---|---|---|---|---|---|---|---|
| ro | 102.3 | — | — | — | — | | | 2 | 17 | 24 | 1 | | | | | 2 | 1 | 10 | 3 | 15 | 2 | 24 | 8 | 2 | | | | 26 |
| rero | 85.9 | — | — | — | — | | | | 2 | 19 | 3 | | | | | | | 9 | 4 | 10 | 2 | 27 | 2 | | | 1 | | 32 |
| zo | 68.0 | 1 | — | — | — | | | | 18 | 17 | 2 | 1 | | | | | | 1 | 3 | 24 | 14 | 11 | 3 | | | 1 | | 35 |
| il | 46.2 | 4 | 2 | 2 | — | | | 2 | 17 | 8 | 12 | | | | | 3 | 1 | 15 | 1 | 8 | | 22 | 2 | 2 | | 1 | | 35 |
| o | 28.2 | 11 | 9 | 9 | — | 1 | 3 | 1 | 11 | 3 | 16 | 1 | 1 | 5 | 2 | 4 | | 3 | 3 | 9 | 8 | 14 | 6 | 2 | | 3 | 1 | 31 |
| io | 19.6 | 10 | 8 | 8 | 1 | | | 5 | 5 | 7 | 10 | | | 7 | | | | 12 | 2 | 2 | 2 | 15 | 1 | 3 | | 1 | | 45 |
| o | 23.5 | 7 | 3 | 1 | — | 1 | | 4 | 19 | 9 | 7 | 1 | | 1 | | 4 | 1 | 4 | | 10 | | 8 | 4 | 5 | | 3 | | 52 |
| sto | 32.0 | 10 | 9 | 6 | — | | | | 4 | 8 | 13 | | 1 | 5 | 2 | 2 | | 3 | 2 | 13 | 10 | 11 | 4 | 1 | | 4 | | 35 |
| iembre | 43.8 | 3 | 2 | 2 | — | | 2 | | 6 | 10 | 11 | | 1 | 1 | | 3 | 1 | 2 | 7 | 14 | 12 | 23 | 3 | 4 | | 1 | | 18 |
| bre | 49.9 | 4 | 2 | 1 | — | | | | 11 | 8 | 7 | 2 | | | | | 1 | 5 | 1 | 17 | 6 | 18 | 8 | 9 | 1 | 2 | | 23 |
| iembre | 85.7 | 1 | 1 | 1 | — | | | | 4 | 12 | 3 | | | | | | | 1 | 3 | 22 | 13 | 14 | 9 | 7 | | 6 | 2 | 13 |
| embre | 110.1 | — | — | — | — | | | | | 23 | 1 | | | | | | | 16 | | 5 | 5 | 30 | 2 | 4 | | | | 31 |
| | 695.2 | 51 | 36 | 30 | 1 | 2 | 5 | 14 | 114 | 148 | 86 | 5 | 3 | 19 | 4 | 18 | 5 | 81 | 29 | 149 | 74 | 217 | 52 | 39 | 1 | 23 | 3 | 376 |

## LO ESPEJO

| MESES | Presión atmosférica reducida a 0° y a 45° lat. Luftdruck reduciert auf 0° und Normalschwere: Promedio mm Mittel. | Máxima mm Max. | Fecha Datum | Mínima mm Min. | Fecha Datum | Temperatura (°C) Temperatur: 7a | 2p | 9p | Media diaria Tages-Mittl. | Máxima media Mittl. Max. | Mínima media Mittl. Min. | Oscil. diaria Tägl Schwank. | Máxima abs. Absol Max. | Fecha Datum | Mínima abs. Absol. Min. |
|---|---|---|---|---|---|---|---|---|---|---|---|---|---|---|---|
| Enero | 710.1 | 714.3 | 31 | 797.3 | 6 | 17.6 | 26.9 | 16.4 | 19.3 | 27.6 | 10.1 | 17.5 | 31.5 | 6,13 | 8.4 |
| Febrero | 10.8 | 15.7 | 7 | 7.4 | 20 | 16.8 | 26.7 | 16.2 | 19.0 | 27.3 | 10.0 | 17.3 | 31.0 | 20 | 6.8 |
| Marzo | 10.6 | 16.5 | 25 | 6.6 | 1 | 13.8 | 24.1 | 14.1 | 16.5 | 25.2 | 8.9 | 16.3 | 30.0 | 1 | 3.1 |
| Abril | 12.0 | 18.5 | 20 | 8.1 | 5 | 10.2 | 20.0 | 11.3 | 13.2 | 20.8 | 6.9 | 13.9 | 27.5 | 13 | 1.4 |
| Mayo | 12.9 | 19.8 | 24 | 7.0 | 15 | 6.3 | 14.5 | 8.1 | 9.2 | 15.7 | 4.3 | 11.4 | 24.0 | 26 | -2.5 |
| Junio | 14.1 | 19.9 | 30 | 9.5 | 20 | 5.0 | 12.6 | 6.4 | 7.6 | 13.6 | 2.9 | 10.7 | 22.8 | 18 | -4.0 |
| Julio | 13.8 | 19.2 | 6 | 9.0 | 20 | 3.2 | 13.8 | 5.4 | 7.0 | 14.7 | 1.1 | 13.6 | 22.2 | 28 | -4.6 |
| Agosto | 13.4 | 19.6 | 21 | 7.0 | 6 | 5.5 | 13.8 | 7.6 | 8.6 | 15.8 | 4.4 | 11.4 | 25.3 | 12 | 1.1 |
| Septiembre | 12.6 | 20.4 | 30 | 8.0 | 21 | 8.6 | 17.9 | 10.2 | 11.7 | 19.8 | 6.2 | 13.6 | 25.8 | 23 | 2.4 |
| Octubre | 13.0 | 19.8 | 1 | 9.3 | 21 | 12.0 | 20.3 | 11.8 | 14.0 | 22.8 | 8.7 | 14.1 | 29.5 | 3 | 2.8 |
| Noviembre | 12.6 | 18.2 | 3 | 9.0 | 30 | 14.2 | 22.8 | 13.4 | 15.9 | 24.6 | 8.4 | 16.2 | 29.5 | 24 | 4.0 |
| Diciembre | 10.7 | 13.5 | 5 | 7.6 | 27 | 17.5 | 26.2 | 15.7 | 18.8 | 27.2 | 11.1 | 16.1 | 31.2 | 16 | 8.3 |
| Año | 712.2 | 720.4 | 30-IX | 706.6 | 1-III | 10.9 | 20.0 | 11.4 | 13.4 | 21.2 | 6.9 | 14.3 | 31.5 | 6,13-I | -4.6 |

| MESES | Humedad absoluta Absolute Feuchtigkeit: 7a mm | 2p mm | 9p mm | Promedio Mittel | Humedad relativa Relative Feuchtigkeit: 7a % | 2p % | 9p % | Promedio Mittel % | Mínima Min. % | Nebulosidad (0-10) Bewölkung: 7a | 2p | 9p | Promedio Mittel | Agua caída Niederschlag: Suma Summe mm | Máxima del día Tages-Max. mm |
|---|---|---|---|---|---|---|---|---|---|---|---|---|---|---|---|
| Enero | 9.9 | 10.2 | 9.6 | 9.9 | 67 | 41 | 70 | 59 | 28 | 1.8 | 1.6 | 0.7 | 1.4 | — | — |
| Febrero | 10.0 | 9.7 | 9.8 | 9.8 | 71 | 38 | 71 | 60 | 14 | 3.3 | 3.0 | 1.5 | 2.6 | 0.0 | 0.0 |
| Marzo | 9.9 | 9.9 | 9.7 | 9.8 | 85 | 46 | 80 | 70 | 27 | 3.6 | 1.6 | 1.6 | 2.3 | — | — |
| Abril | 8.5 | 8.8 | 8.7 | 8.7 | 89 | 56 | 84 | 76 | 32 | 6.1 | 5.0 | 5.7 | 5.6 | 11.5 | 6.2 |
| Mayo | 6.5 | 8.1 | 6.9 | 7.2 | 88 | 68 | 84 | 80 | 39 | 7.7 | 6.6 | 6.6 | 7.0 | 116.3 | 39.9 |
| Junio | 6.0 | 7.6 | 6.5 | 6.7 | 90 | 70 | 88 | 83 | 43 | 6.9 | 5.9 | 5.0 | 5.9 | 143.1 | 60.1 |
| Julio | 5.3 | 7.0 | 5.9 | 6.1 | 89 | 62 | 88 | 80 | 27 | 5.5 | 4.1 | 3.9 | 4.5 | 1.6 | 1.6 |
| Agosto | 6.3 | 7.1 | 6.8 | 6.7 | 93 | 62 | 88 | 81 | 29 | 5.7 | 5.5 | 4.6 | 5.3 | 45.5 | 10.8 |
| Septiembre | 7.5 | 8.5 | 7.6 | 7.9 | 89 | 56 | 84 | 76 | 32 | 5.5 | 4.5 | 4.4 | 4.8 | 6.9 | 5.5 |
| Octubre | 8.7 | 9.2 | 8.4 | 8.8 | 83 | 53 | 81 | 72 | 25 | 4.9 | 3.3 | 4.0 | 4.1 | 1.2 | 1.1 |
| Noviembre | 8.4 | 8.3 | 7.8 | 8.2 | 70 | 42 | 69 | 60 | 18 | 3.6 | 3.2 | 1.9 | 2.9 | 0.8 | 0.8 |
| Diciembre | 9.7 | 10.7 | 9.5 | 10.0 | 66 | 43 | 72 | 60 | 26 | 1.3 | 1.6 | 1.4 | 1.4 | 0.0 | 0.0 |
| Año | 8.1 | 8.8 | 8.1 | 8.3 | 82 | 53 | 80 | 72 | 14 | 4.7 | 3.8 | 3.4 | 4.0 | 326.9 | 60.1 |

| MESES | Evap. Verdunstung mm | Número de días con Zahl der Tage mit: Agua caída Niederschlag ≥0.1 mm | ≥0.2 mm | ≥1.0 mm | Nieve Schnee ≥1.0 mm | Granizo Graupel | Temp. eléct. Gewitter | Rel. de calor Kord. Leucht. | Nebl. y cam. Nebel | Cielo desp. Heit Himmel | Cielo nubl. Trüber Himmel | Frecuencia de los vientos Windverteilung: N | NNE | NE | ENE | E | ESE | SE | SSE | S | SSW | SW | WSW | W | WNW | NW | NNW |
|---|---|---|---|---|---|---|---|---|---|---|---|---|---|---|---|---|---|---|---|---|---|---|---|---|---|---|---|
| Enero | 151.2 | — | — | — | — | | | | 2 | 24 | | | 1 | | | 3 | | 2 | 1 | 4 | 1 | 13 | 10 | 18 | 1 | 1 | 1 |
| Febrero | 107.5 | — | — | — | — | | | | 2 | 15 | 3 | | | | | 1 | 1 | 4 | | 5 | 6 | 11 | 13 | 21 | 6 | | |
| Marzo | 85.6 | — | — | — | — | | | | 5 | 17 | 2 | | | | | 2 | 2 | 1 | | 3 | 3 | 8 | 8 | 10 | | | |
| Abril | 55.4 | 2 | 2 | 2 | — | | | | 3 | 8 | 13 | | | | | 5 | | 4 | 1 | 4 | 8 | 5 | 4 | 5 | 1 | | |
| Mayo | 34.9 | 9 | 8 | 8 | — | | | | 3 | 3 | 16 | | 3 | 3 | 1 | 5 | 5 | 2 | 2 | 6 | 2 | 3 | 4 | 5 | 3 | | |
| Junio | 23.1 | 11 | 10 | 8 | — | | | | 1 | 8 | 11 | 1 | | 1 | 2 | 8 | 6 | 7 | | | 1 | 2 | 3 | 10 | 1 | 1 | 1 |
| Julio | 33.4 | 1 | 1 | 1 | — | | | | 10 | 11 | 8 | | | 1 | 4 | 15 | | 2 | | 5 | 1 | 3 | 1 | 10 | 1 | 1 | |
| Agosto | 37.0 | 10 | 9 | 6 | — | | | | 2 | 11 | 13 | 3 | | | | 1 | 1 | 3 | | 2 | 1 | 14 | 3 | 11 | | 2 | |
| Septiembre | 50.5 | 2 | 2 | 2 | — | | | | 1 | 10 | 6 | | | | | | 1 | 2 | 1 | | 7 | 20 | 5 | 17 | | 1 | |
| Octubre | 66.4 | 2 | 1 | 1 | — | | | | 2 | 12 | 6 | | | | | | | 1 | | | 10 | 31 | 6 | 2 | | | |
| Noviembre | 107.1 | 1 | 1 | — | — | | | | | 15 | 3 | | | | | | | | | 2 | 6 | 19 | 11 | 3 | | 1 | |
| Diciembre | 119.4 | — | — | — | — | | | | | 24 | | | | | | | | | | 2 | 3 | 18 | 19 | 4 | | | |
| Año | 851.5 | 38 | 34 | 28 | — | | | | 31 | 158 | 81 | 4 | 4 | 6 | 6 | 40 | 16 | 28 | 5 | 32 | 49 | 147 | 87 | 116 | 13 | 7 | 4 |

# JUAN FERNANDEZ

| MESES | Presión atmosférica reducida a 0° y a 45° lat. Luftdruck reduciert auf 0° und Normalschwere: Promedio mm Mittel. | Máxima mm Max. | Fecha Datum | Mínima mm Min. | Fecha Datum | Temperatura (°C) Temperatur: 7a | 2p | 9p | Media diaria Tages-Mittl. | Máxima media Mittl. Max. | Mínima media Mittl. Min. | Oscil. diaria Tägl Schwank. | Máxima abs. Absol Max. | Fecha Datum | Mínima abs. Absol. Min. | Fecha Datum |
|---|---|---|---|---|---|---|---|---|---|---|---|---|---|---|---|---|
| ro | 764.2 | 768.7 | 8 | 757.7 | 17 | 18.9 | 21.5 | 18.3 | 19.2 | 22.8 | | | 27.0 | 25 | | |
| rero | 64.7 | 68.9 | 19 | 59.1 | 26 | 19.2 | 21.8 | 18.4 | 19.4 | 23.4 | | | 26.0 | 24 | | |
| zo | 62.9 | 70.4 | 26 | 57.6 | 11 | 19.2 | 21.9 | 18.4 | 19.5 | 23.2 | | | 27.0 | 17 | | |
| l | 62.4 | 70.0 | 4 | 49.7 | 25 | 16.7 | 18.7 | 16.5 | 17.1 | 19.9 | 15.1 | 4.8 | 23.0 | 21 | 12.8 | 30 |
| o | 62.7 | 70.7 | 24, 25 | 51.5 | 6 | 14.5 | 16.4 | 13.7 | 14.6 | 17.8 | 12.2 | 5.6 | 20.3 | 3 | 9.0 | 25 |
| o | 63.0 | 73.9 | 30 | 53.7 | 23 | 13.8 | 15.3 | 13.8 | 14.2 | 16.4 | 11.6 | 4.8 | 19.5 | 4 | 8.5 | 26 |
| o | 65.7 | 72.9 | 1 | 54.4 | 20 | 12.3 | 14.1 | 12.3 | 12.8 | 15.1 | 10.4 | 4.7 | 19.3 | 29 | 8.0 | 1.º |
| sto | 64.6 | 72.8 | 27, 28 | 50.2 | 12 | 12.4 | 14.5 | 12.3 | 12.9 | 15.3 | 10.3 | 5.0 | 18.9 | 31 | 7.0 | 16, 19 |
| iembre | 65.2 | 72.2 | 30 | 58.7 | 22 | 12.6 | 15.0 | 12.3 | 13.0 | 15.8 | 10.4 | 5.4 | 19.9 | 3 | 7.7 | 21 |
| bre | 66.0 | 72.4 | 1 | 59.2 | 7 | 13.8 | 16.7 | 13.5 | 14.4 | 17.5 | 11.6 | 5.9 | 21.5 | 3 | 9.0 | 1.º5, 30 |
| iembre | 66.1 | 72.7 | 5 | 60.6 | 20 | 14.8 | 17.4 | 14.3 | 15.2 | 18.3 | 12.5 | 5.8 | 21.5 | 25 | 10.5 | 2 |
| embre | 64.0 | 67.3 | 19 | 60.3 | 22 | 17.3 | 20.8 | 16.9 | 18.0 | 21.7 | 15.2 | 6.5 | 26.5 | 21 | 12.1 | 2 |
| | 764.3 | 773.9 | 30-VI | 749.7 | 25-IV | 15.5 | 17.8 | 15.1 | 15.9 | 17.5 | | | 27.0 | 17-III | | |

| MESES | Humedad absoluta Absolute Feuchtigkeit: 7 a mm | 2 p mm | 9 p mm | Promedio Mittel | Humedad relativa Relative Feuchtigkeit: 7 a % | 2 p % | 9 p % | Promedio Mittel % | Mínima Min. % | Nebulosidad (0-10) Bewölkung: 7 a | 2 p | 9 p | Promedio Mittel | Agua caída Niederschlag: Suma Summe mm | Máxima del día Tages-Max. mm | Fecha de la medida Gemessen am |
|---|---|---|---|---|---|---|---|---|---|---|---|---|---|---|---|---|
| ro | 12.1 | 12.4 | 11.8 | 12.1 | 75 | 65 | 75 | 72 | 52 | 6.0 | 7.6 | 7.1 | 6.9 | — | — | — |
| rero | 11.7 | 12.8 | 11.7 | 12.1 | 70 | 65 | 74 | 70 | 43 | 4.9 | 5.5 | 6.3 | 5.6 | — | — | — |
| zo | 11.7 | 12.3 | 11.3 | 11.8 | 70 | 63 | 71 | 68 | 44 | 4.9 | 5.9 | 7.0 | 6.0 | — | — | — |
| l | 11.4 | 11.7 | 11.2 | 11.4 | 77 | 72 | 77 | 75 | 55 | 6.0 | 6.8 | 7.4 | 6.7 | 128.3 | 37.0 | 17 |
| o | 9.7 | 10.4 | 9.6 | 9.9 | 76 | 74 | 79 | 76 | 59 | 5.5 | 5.7 | 6.1 | 5.8 | 110.8 | 24.3 | 20 |
| o | 9.2 | 9.9 | 9.1 | 9.4 | 78 | 76 | 78 | 77 | 54 | 8.6 | 9.1 | 6.8 | 8.2 | 146.4 | 21.0 | 25 |
| o | 8.6 | 9.2 | 8.7 | 8.8 | 82 | 78 | 82 | 81 | 49 | | | | | 76.8 | 14.6 | 10 |
| sto | 8.2 | 8.9 | 8.4 | 8.5 | 77 | 73 | 81 | 77 | 44 | 6.1 | 5.8 | 6.0 | 6.0 | 212.7 | 54.0 | 15 |
| iembre | 8.5 | 9.2 | 8.4 | 8.7 | 79 | 72 | 79 | 77 | 60 | 6.6 | 5.6 | 6.2 | 6.1 | 88.3 | 21.8 | 16 |
| bre | 9.1 | 10.0 | 9.2 | 9.4 | 77 | 71 | 80 | 76 | 49 | | | | | 58.1 | 12.7 | 8 |
| iembre | 9.6 | 10.5 | 9.5 | 9.9 | 76 | 71 | 78 | 75 | 61 | 6.8 | 7.8 | 7.0 | 7.2 | 66.1 | 16.9 | 16 |
| embre | 11.2 | 12.3 | 11.0 | 11.5 | 74 | 67 | 76 | 72 | 48 | 7.7 | 7.1 | 5.7 | 6.8 | 25.5 | 14.0 | 8 |
| | 10.1 | 10.8 | 10.0 | 10.3 | 76 | 71 | 77 | 75 | 43 | | | | | 913.0 | 54.0 | 15-VIII |

| MESES | Evap. Verdunstung mm | Número de días con Zahl der Tage mit: Agua caída Niederschlag ≥ 0.1 mm | ≥ 0.2 mm | ≥ 1.0 mm | Nieve Schnee ≥ 1.0 mm | Granizo Graupel | Temp. eléct. Gewitter | Rel. de calor Kond. Leucht. | Nebl. y cam. Nebel | Cielo desp. Heit Himmel | Cielo nubl. Trüber Himmel | Frecuencia de los vientos Windverteilung: N | NNE | NE | ENE | E | ESE | SE | SSE | S | SSW | SW | WSW | W | WNW | NW | NNW | C |
|---|---|---|---|---|---|---|---|---|---|---|---|---|---|---|---|---|---|---|---|---|---|---|---|---|---|---|---|---|
| ro | | — | — | — | — | | | | | 1 | 9 | | | | | | | 6 | 27 | 35 | | 15 | | 5 | | | | 5 |
| rero | | — | — | — | — | | | | | 2 | 5 | | | | | | | 10 | 22 | 25 | | 20 | | 3 | | | | 7 |
| zo | | — | — | — | — | | | | | 1 | 5 | 1 | | | | | | 13 | | 42 | | 11 | | 20 | | | | 6 |
| l | | 9 | 9 | 9 | — | | | | 1 | | 8 | 3 | | 21 | | | | 19 | | 20 | | 2 | | 16 | | | | 9 |
| o | | 11 | 11 | 11 | — | | | | 1 | 1 | 2 | 1 | | 2 | | 2 | | 16 | | 41 | | 2 | | 13 | | 1 | | 9 |
| o | | 18 | 18 | 17 | — | | | | | | 20 | 5 | | 3 | | 4 | | 5 | 8 | 2 | | 13 | | 41 | | 3 | | 6 |
| o | | 16 | 16 | 13 | — | | | | 1 | | | | | 5 | | | | 16 | 2 | 39 | | 20 | | 9 | | | | 2 |
| sto | | 19 | 19 | 19 | — | | | | 7 | 4 | 9 | 6 | | 2 | | | | 11 | | 41 | | 11 | | 20 | | 1 | | 1 |
| iembre | | 10 | 10 | 9 | — | | | | 1 | 1 | 4 | 2 | | 20 | | 4 | | 25 | 14 | 13 | | | | 2 | | 1 | | 9 |
| bre | | 9 | 9 | 9 | — | 1 | | | 2 | | | | | | | | | 10 | 8 | 23 | | 29 | | 16 | | 1 | | 6 |
| iembre | | 8 | 8 | 8 | — | | | | | 1 | 13 | | | | | 5 | | 20 | 18 | 7 | | 32 | | 5 | | | | 3 |
| embre | | 4 | 4 | 4 | — | | | | 4 | 1 | 13 | | | | | | | 26 | 5 | 33 | | 13 | | 10 | | | | 6 |
| | | 104 | 104 | 99 | — | 1 | | | 17 | 12 | 88 | 18 | | 53 | | 15 | | 177 | 104 | 321 | | 168 | | 160 | | 7 | | 69 |

Faltan 6 observaciones del viento en Mayo.

## EL TENIENTE

| MESES | Presión atmosférica reducida a 0° y a 45° lat. Luftdruck reduciert auf 0° und Normalschwere | | | | | Temperatura (°C) Temperatur | | | | | | | | | |
|---|---|---|---|---|---|---|---|---|---|---|---|---|---|---|---|
| | Promedio mm Mittel. | Máxima mm Max | Fecha Datum | Mínima mm Min. | Fecha Datum | 7a | 2p | 9p | Media diaria Tages-Mittl. | Máxima media Mittl. Max. | Mínima media Mittl. Min. | Oscil. diaria Tägl Schwank. | Máxima abs. Absol. Max. | Fecha Datum | Mínima abs. Absol. Min. |
| Enero | | | | | | 15.3 | 18.0 | 13.1 | 14.9 | 19.9 | 4.7 | 15.2 | 23.9 | 13 | 0.0 |
| Febrero | | | | | | 13.8 | 18.2 | 13.1 | 14.6 | 19.8 | 4.9 | 14.9 | 23.0 | 29 | 0.5 |
| Marzo | | | | | | 13.4 | 17.7 | 13.0 | 14.3 | 19.6 | 5.1 | 14.5 | 25.8 | 8 | -3.8 |
| Abril | | | | | | 9.3 | 13.0 | 9.5 | 10.3 | 15.1 | 0.9 | 14.2 | 21.3 | 21 | -8.0 |
| Mayo | | | | | | 4.4 | 6.5 | * 4.4 | 4.9 | 9.3 | -6.7 | 16.0 | 17.4 | 2 | -17.2 |
| Junio | | | | | | 2.0 | 4.8 | 3.0 | 3.2 | 7.3 | -8.2 | 15.5 | 13.8 | 18 | -17.9 |
| Julio | | | | | | 4.8 | 7.4 | 4.8 | 5.4 | 9.6 | -4.4 | 14.0 | 14.9 | 29 | -12.0 |
| Agosto | | | | | | 2.7 | 5.1 | 3.1 | 3.5 | 7.5 | -5.4 | 12.9 | 15.0 | 12 | -13.0 |
| Septiembre | | | | | | 6.5 | 10.2 | 6.7 | 7.5 | 13.3 | -2.4 | 15.7 | 19.3 | 24 | -10.0 |
| Octubre | | | | | | 9.1 | 12.5 | 8.5 | 9.6 | 14.4 | -1.7 | 16.1 | 20.2 | 21 | -9.8 |
| Noviembre | | | | | | 10.2 | 12.2 | 7.9 | 9.6 | 14.3 | -2.3 | 16.6 | 22.0 | 30 | -8.8 |
| Diciembre | | | | | | 14.9 | 17.1 | 12.3 | 14.2 | 19.1 | 2.9 | 16.2 | 23.9 | 17 | -1.5 |
| Año | | | | | | 8.9 | 11.9 | 8.3 | 9.4 | 14.1 | -1.0 | 15.1 | 25.8 | 8-III | -17.9 |

| MESES | Humedad absoluta Absolute Feuchtigkeit | | | | Humedad relativa Relative Feuchtigkeit | | | | | Nebulosidad (0-10) Bewölkung | | | | Agua caida Niederschlag | |
|---|---|---|---|---|---|---|---|---|---|---|---|---|---|---|---|
| | 7 a mm | 2 p mm | 9 p mm | Promedio Mittel | 7 a % | 2 p % | 9 p % | Promedio Mittel % | Mínima Min. % | 7 a | 2 p | 9 p | Promedio Mittel | Suma Summe mm | Máxima del dia Tages-Max. mm |
| Enero | | | | | | | | | | 0.8 | 2.6 | 0.4 | 1.3 | — | — |
| Febrero | | | | | | | | | | 1.4 | 2.9 | 1.0 | 1.8 | 0.0 | 0.0 |
| Marzo | | | | | | | | | | 1.5 | 2.7 | 1.2 | 1.8 | 0.0 | 0.0 |
| Abril | | | | | | | | | | 4.6 | 5.1 | 3.8 | 4.5 | 71.3 | 37.9 |
| Mayo | | | | | | | | | | 6.1 | 5.8 | 5.4 | 5.8 | 222.9 | 70.5 |
| Junio | | | | | | | | | | 5.4 | 5.7 | 4.6 | 5.2 | 376.8 | 130.5 |
| Julio | | | | | | | | | | 2.6 | 3.7 | 2.6 | 3.0 | 27.1 | 9.8 |
| Agpsto | | | | | | | | | | 5.4 | 5.5 | 4.5 | 5.1 | 216.6 | 40.0 |
| Septiembre | | | | | | | | | | 3.1 | 4.3 | 3.0 | 3.5 | 18.6 | 7.8 |
| Octnbre | | | | | | | | | | 3.3 | 5.0 | 3.0 | 3.8 | 2.2 | 2.2 |
| Noviembre | | | | | | | | | | 2.9 | 5.3 | 3.0 | 3.7 | 17.4 | 8.6 |
| Diciembre | | | | | | | | | | 1.5 | 3.2 | 0.8 | 1.8 | 0.0 | 0.0 |
| Año | | | | | | | | | | 3.2 | 4.3 | 2.8 | 3.4 | 952.9 | 130.5 |

| MESES | Evap. Verdunstung mm | Número de días con Zahl der Tage mit | | | | | | | | | | Frecuencia de los vientos Windverteilung | | | | | | | | | | | | | | | |
|---|---|---|---|---|---|---|---|---|---|---|---|---|---|---|---|---|---|---|---|---|---|---|---|---|---|---|---|
| | | AGUA CAÍDA Niederschlag | | | Nieve Schnee | Granizo Graupel | Temp. eléct. Gewitter | Rel. de calor Kord. Leucht. | Nebl. y cam. Nebel | Cielo desp. Heit. Himmel | Cielo nubl. Trüber Himmel | N | NNE | NE | ENE | E | ESE | SE | SSE | S | SSW | SW | WSW | W | WNW | NW | NNW |
| | | ≥ 0.1 mm | ≥ 0.2 mm | ≥ 1.0 mm | ≥ 1.0 mm | | | | | | | | | | | | | | | | | | | | | | |
| Enero | | — | — | — | — | | | 1 | | 24 | | 2 | | 12 | 2 | 5 | 3 | 16 | 2 | 4 | 1 | 6 | 3 | 17 | 5 | 6 | |
| Febrero | | — | — | — | — | | | | 2 | 23 | 1 | 3 | | 20 | | 4 | 1 | 19 | | 1 | 1 | 11 | 2 | 12 | 2 | 7 | |
| Marzo | | — | — | — | — | | | | 3 | 19 | 1 | 3 | | 15 | 4 | 3 | 7 | 19 | 1 | 1 | | 11 | 1 | 7 | 7 | 9 | |
| Abril | | 7 | 7 | 4 | — | 4 | 1 | | 1 | 13 | 8 | 1 | 2 | 24 | | 6 | | 25 | 1 | | | 10 | 3 | 5 | | 11 | |
| Mayo | | 11 | 11 | 11 | 12 | 1 | | | 1 | 9 | 12 | 1 | | 28 | | 1 | | 29 | 1 | | 1 | 19 | | 4 | 1 | 7 | |
| Junio | | 9 | 9 | 9 | 12 | 4 | | | | 10 | 11 | 1 | 1 | 34 | 1 | 13 | | 25 | 1 | | | 9 | 1 | 3 | | 1 | |
| Julio | | 4 | 4 | 4 | 3 | 2 | 1 | | 2 | 17 | 4 | 3 | | 34 | | 10 | | 28 | | | | 8 | | 6 | 1 | 3 | |
| Agosto | | 12 | 12 | 12 | 11 | 1 | | | | 11 | 11 | 1 | | 29 | | 13 | 1 | 23 | | | | 14 | 2 | 5 | 1 | 4 | |
| Septiembre | | 3 | 3 | 3 | 3 | | | | 2 | 16 | 7 | 1 | | 34 | 1 | 7 | 1 | 17 | | 1 | | 19 | 1 | 4 | | 4 | |
| Octubre | | 1 | 1 | 1 | — | | | | 3 | 14 | 17 | 2 | | 19 | | 6 | | 26 | | 1 | | 18 | 1 | 5 | 1 | 13 | |
| Noviembre | | 3 | 3 | 3 | 2 | 3 | 1 | | 4 | 11 | 19 | 1 | | 11 | | 2 | | 28 | | 1 | | 28 | | 14 | 2 | 1 | |
| Diciembre | | — | — | — | — | | 1 | | | 19 | 12 | | | 7 | | 2 | | 12 | | 4 | | 33 | 2 | 21 | 4 | 3 | |
| Año | | 50 | 50 | 47 | 43 | 15 | 4 | 1 | 18 | 186 | 103 | 19 | 3 | 267 | 8 | 72 | 13 | 267 | 6 | 13 | 3 | 186 | 16 | 103 | 24 | 69 | |

(1) En la primera parte del Anuario este promedio está errado.

# RANCAGUA

| MESES | Presión atmosférica reducida a 0° y a 45° lat. Luftdruck reduciert auf 0° und Normalschwere: Promedio mm Mittel. | Máxima mm Max. | Fecha Dafum | Mínima mm Min. | Fecha Datum | Temperatura (°C) Temperatur: 7a | 2p | 9p | Media diaria Tages-Mittl. | Máxima media Mittl. Max. | Mínima media Mittl. Min. | Oscil. diaria Tägl. Schwank. | Máxima abs. Absol. Max. | Fecha Datum | Mínima abs. Absol. Min. | Fecha Datum |
|---|---|---|---|---|---|---|---|---|---|---|---|---|---|---|---|---|
| ro | | | | | | 17.8 | 28.7 | 19.7 | 21.5 | 30.1 | 12.6 | 17.5 | 34.4 | 9 | 8.5 | 6 |
| rero | | | | | | 15.4 | 27.7 | 18.8 | 20.2 | 29.5 | 11.9 | 17.6 | 33.0 | 4 | 9.0 | 20 |
| zo | | | | | | 12.7 | 25.0 | 16.1 | 17.5 | 26.7 | 10.4 | 16.3 | 32.0 | 1, 16 | 4.0 | 30 |
| il | | | | | | 9.7 | 19.9 | 12.5 | 13.6 | 21.8 | 8.0 | 13.8 | 27.5 | 13 | 2.5 | 30 |
| o | | | | | | 6.0 | 14.6 | 8.6 | 9.4 | 16.3 | 5.2 | 11.1 | 22.5 | 28 | -1.5 | 25 |
| io | | | | | | 4.9 | 12.2 | 6.9 | 7.7 | 13.8 | 3.9 | 9.9 | 23.0 | 18 | -3.0 | 29, 30 |
| o | | | | | | 2.3 | 12.5 | 5.2 | 6.3 | 13.9 | 1.5 | 12.4 | 22.0 | 8, 9 | -9.5 | 1.° |
| sto | | | | | | 5.4 | 13.4 | 8.1 | 8.8 | 15.0 | 4.7 | 10.3 | 25.5 | 12 | 0.0 | 29 |
| iembre | | | | | | 7.8 | 17.9 | 10.6 | 11.7 | 19.6 | 5.8 | 13.8 | 25.5 | 1, 28 | 2.0 | 20 |
| ubre | | | | | | 12.1 | 20.6 | 12.9 | 14.6 | 22.3 | 8.5 | 13.8 | 27.5 | 3, 16 | 2.5 | 1.° |
| iembre | | | | | | 13.5 | 22.7 | 14.1 | 16.1 | 24.2 | 8.6 | 15.6 | 31.0 | 30 | 3.0 | 5 |
| iembre | | | | | | 17.4 | 27.2 | 18.2 | 20.2 | 28.7 | 11.5 | 17.2 | 32.0 | 20, 31 | 8.0 | 10, 12 |
| | | | | | | 10.4 | 20.2 | 12.6 | 13.9 | 21.8 | 7.7 | 14.1 | 34.4 | 9-I | -9.5 | 1-VII |

| MESES | Humedad absoluta Absolute Feuchtigkeit: 7 a mm | 2 p mm | 9 p mm | Promedio Mittel | Humedad relativa Relative Feuchtigkeit: 7 a % | 2 p % | 9 p % | Promedio Mittel % | Mínima Min. % | Nebulosidad (0-10) Bewölkung: 7 a | 2 p | 9 p | Promedio Mittel | Agua caída Niederschlag: Suma Summe mm | Máxima del día Tages-Max. mm | Fecha de la medida Gemessen am |
|---|---|---|---|---|---|---|---|---|---|---|---|---|---|---|---|---|
| ro | 11.1 | 13.8 | 11.3 | 12.1 | 73 | 48 | 66 | 62 | 20 | 2.4 | 2.5 | 0.4 | 1.8 | — | — | — |
| rero | 10.5 | 13.5 | 11.1 | 11.7 | 81 | 49 | 70 | 67 | 36 | 2.3 | 3.4 | 1.1 | 2.3 | — | — | — |
| zo | 9.7 | 13.3 | 11.2 | 11.4 | 88 | 56 | 82 | 75 | 42 | 3.2 | 2.6 | 1.6 | 2.5 | 0.0 | 0.0 | varios |
| il | 8.2 | 10.8 | 9.4 | 9.5 | 90 | 64 | 87 | 80 | 22 | 6.3 | 5.6 | 4.8 | 5.6 | 31.2 | 15.0 | 26 |
| o | 6.8 | 8.8 | 7.6 | 7.7 | 95 | 70 | 91 | 85 | 51 | 7.3 | 6.1 | 6.7 | 6.7 | 96.1 | 31.2 | 23 |
| io | 6.1 | 8.0 | 7.0 | 7.0 | 92 | 76 | 92 | 87 | 49 | 6.7 | 5.9 | 5.3 | 6.0 | 109.4 | 38.5 | 9,24 |
| o | 5.3 | 8.7 | 6.3 | 6.7 | 94 | 80 | 94 | 89 | 43 | 5.6 | 4.9 | 4.2 | 4.9 | 5.6 | 2.4 | 25 |
| sto | 6.3 | 7.8 | 7.1 | 7.1 | 93 | 69 | 88 | 83 | 38 | 6.8 | 5.7 | 5.5 | 6.0 | 69.5 | 17.0 | 14 |
| iembre | 6.8 | 9.0 | 8.2 | 8.0 | 86 | 60 | 86 | 77 | 24 | 6.2 | 5.6 | 3.6 | 5.1 | 18.5 | 10.3 | 30 |
| ubre | 8.8 | 10.6 | 9.3 | 9.6 | 83 | 60 | 83 | 75 | 36 | 5.7 | 5.4 | 4.5 | 5.2 | 1.2 | 0.7 | 25 |
| iembre | 8.9 | 10.8 | 9.2 | 9.6 | 77 | 54 | 76 | 69 | 21 | 5.0 | 4.6 | 2.4 | 4.0 | 11.3 | 8.8 | 4 |
| iembre | 10.7 | 13.2 | 10.8 | 11.6 | 73 | 49 | 69 | 64 | 39 | 1.7 | 2.5 | 1.1 | 1.8 | — | — | — |
| | 8.3 | 10.7 | 9.0 | 9.3 | 85 | 61 | 82 | 76 | 20 | 4.9 | 4.6 | 3.4 | 4.3 | 342.8 | 38.5 | 9, 24-VI |

| MESES | Evap. Verdunstung mm | Número de días con Zahl der Tage mit: Agua caída Niederschlag >0.1 mm | >0.2 mm | ≥1.0 mm | Nieve Schnee ≥1.0 mm | Granizo Graupel | Temp. eléct. Gewitter | Rel. de calor Kord. Leucht. | Nebl. y cam. Nebel | Cielo desp. Heit Himmel | Cielo nubl. Trüber Himmel | Frecuencia de los vientos Windverteilung: N | NNE | NE | ENE | E | ESE | SE | SSE | S | SSW | SW | WSW | W | WNW | NW | NNW | C |
|---|---|---|---|---|---|---|---|---|---|---|---|---|---|---|---|---|---|---|---|---|---|---|---|---|---|---|---|---|
| ro | | — | — | — | — | | 1 | | | 21 | | 1 | | | | | | 1 | | | | 58 | | | | | | 33 |
| rero | | — | — | — | — | | | | | 16 | 2 | | | | | | | | | | | 57 | | | | | | 30 |
| zo | | — | — | — | — | | 2 | | 3 | 17 | 2 | | | 1 | | | | 1 | | | | 54 | | | | | | 37 |
| il | | 4 | 4 | 4 | — | | 1 | | 8 | 10 | 12 | | | 6 | | | | | | | | 42 | | | | 2 | | 40 |
| o | | 8 | 8 | 7 | — | | | | 6 | 5 | 16 | 1 | | 11 | | | | | | | | 34 | | | | 3 | | 44 |
| io | | 7 | 6 | 6 | 1 | | | | 3 | 7 | 13 | 1 | | 12 | | | | 5 | | 2 | | 23 | | | | 1 | | 43 |
| o | | 3 | 3 | 3 | — | | | | 9 | 10 | 9 | 1 | | 7 | | | | 2 | | | | 29 | | | | 2 | | 52 |
| sto | | 8 | 8 | 6 | — | | | | 4 | 6 | 14 | 2 | | 16 | 2 | | | 3 | | | | 55 | | | | 2 | | 13 |
| iembre | | 4 | 3 | 2 | — | | | | 4 | 7 | 9 | 3 | | 3 | | | | 1 | | | | 65 | | 1 | | 6 | | 11 |
| ubre | | 2 | 2 | — | — | | | | 1 | 8 | 9 | | | 1 | | | | | | | | 75 | 1 | | | 2 | | 14 |
| iembre | | 2 | 2 | 2 | — | | | | | 12 | 4 | | | 3 | | | | | | | | 68 | | | | 2 | | 17 |
| iembre | | — | — | — | — | | 1 | | 1 | 23 | 1 | | | 3 | | | | | | | | 74 | | | | | | 16 |
| | | 38 | 36 | 30 | 1 | | 5 | | 39 | 142 | 91 | 9 | | 63 | | | | 13 | | 2 | | 634 | 1 | 1 | | 20 | | 350 |

# SAN FERNANDO

| MESES | Presión atmosférica reducida a 0° y a 45° lat. Luftdruck reduciert auf 0° und Normalschwere: Promedio mm Mittel. | Máxima mm Max | Fecha Datum | Mínima mm Min. | Fecha Datum | Temperatura (°C) Temperatur: 7a | 2p | 9p | Media diaria Tages-Mittl. | Máxima media Mittl Max. | Mínima media Mittl. Min. | Oscil. diaria Tägl Schwank. | Máxima abs. Absol. Max. | Fecha Datum | Mínima abs. Absol. Min. |
|---|---|---|---|---|---|---|---|---|---|---|---|---|---|---|---|
| Enero | 729.8 | 734.4 | 31 | 726.9 | 2 | 16.4 | 26.5 | 18.4 | 19.9 | 27.4 | 12.1 | 15.3 | 31.0 | 13 | 9.1 |
| Febrero | 30.8 | 35.5 | 7 | 27.2 | 25 | 14.7 | 26.1 | 17.1 | 18.8 | 26.9 | 11.5 | 15.4 | 30.1 | 11 | 8.2 |
| Marzo | 30.5 | 37.7 | 25 | 25.0 | 1 | 13.1 | 23.2 | 14.9 | 16.5 | 24.3 | 10.4 | 13.9 | 30.4 | 16 | 4.5 |
| Abril | 31.8 | 37.0 | 30 | 27.9 | 5 | 11.0 | 18.6 | 12.2 | 13.5 | 19.7 | 8.1 | 11.6 | 26.0 | 5 | 2.1 |
| Mayo | 32.8 | 41.4 | 24 | 25.7 | 22 | 7.3 | 13.3 | 8.5 | 9.4 | 14.5 | 5.5 | 9.0 | 19.0 | 28 | -2.5 |
| Junio | 34.2 | 41.6 | 30 | 29.3 | 2 | 6.2 | 11.0 | 7.0 | 7.8 | 12.9 | 4.4 | 8.5 | 18.3 | 18 | -2.4 |
| Julio | 34.2 | 40.9 | 1 | 29.3 | 20 | 3.4 | 9.8 | 5.1 | 5.8 | 12.8 | 2.0 | 10.8 | 17.5 | 3 | -4.0 |
| Agosto | 33.5 | 40.8 | 21 | 26.6 | 6 | 6.7 | 12.3 | 8.1 | 8.8 | 14.3 | 4.9 | 9.4 | 23.3 | 12 | 1.4 |
| Septiembre | 32.7 | 40.2 | 30 | 26.9 | 21 | 8.3 | 16.3 | 9.9 | 11.1 | 18.0 | 5.9 | 12.1 | 23.1 | 21 | 2.5 |
| Octubre | 33.3 | 40.7 | 1 | 28.8 | 21 | 10.8 | 18.9 | 12.5 | 13.7 | 19.9 | 8.4 | 11.5 | 25.0 | 16 | 4.0 |
| Noviemere | 32.8 | 39.1 | 5 | 28.3 | 30 | 11.9 | 21.4 | 13.9 | 15.3 | 22.6 | 8.7 | 13.9 | 30.5 | 30 | 4.0 |
| Diciembre (1) | 30.4 | 34.8 | 18 | 27.0 | 21 | 15.2 | 25.8 | 17.7 | 19.1 | 27.1 | 11.6 | 15.5 | 32.2 | 31 | 8.4 |
| Año | 732.2 | 741.6 | 30-VI | 725.0 | 1-III | 10.4 | 18.6 | 12.1 | 13.3 | 20.0 | 7.8 | 12.2 | 32.2 | 31-XII | -4.0 |

| MESES | Humedad absoluta Absolute Feuchtigkeit: 7 a mm | 2 p mm | 9 p mm | Promedio Mittel | Humedad relativa Relative Feuchtigkeit: 7 a % | 2 p % | 9 p % | Promedio Mittel % | Mínima Min. % | Nebulosidad (0-10) Bewölkuug: 7 a | 2 p | 9 p | Promedio Mittel | Agua caída Niederschlag: Suma Summe mm | Máxima del día Tages-Max. mm |
|---|---|---|---|---|---|---|---|---|---|---|---|---|---|---|---|
| Enero | 10.6 | 11.8 | 10.1 | 10.8 | 76 | 48 | 65 | 63 | 27 | 1.8 | 1.6 | 0.6 | 1.3 | — | — |
| Febrero | 9.9 | 11.1 | 10.0 | 10.3 | 79 | 45 | 69 | 64 | 21 | 2.2 | 1.7 | 0.8 | 1.6 | — | — |
| Marzo | 10.5 | 12.5 | 10.6 | 11.2 | 92 | 59 | 82 | 78 | 32 | 4.5 | 2.2 | 1.3 | 2.7 | 6.0 | 6.0 |
| Abril | 9.3 | 11.3 | 9.9 | 10.2 | 94 | 73 | 92 | 86 | 49 | 6.0 | 5.3 | 3.7 | 5.0 | 98.8 | 39.0 |
| Mayo | 7.6 | 9.9 | 8.1 | 8.5 | 97 | 85 | 96 | 93 | 57 | 6.5 | 6.2 | 5.5 | 6.1 | 220.9 | 62.0 |
| Junio | 6.9 | 8.2 | 7.3 | 7.5 | 97 | 84 | 96 | 92 | 62 | 7.1 | 6.3 | 6.4 | 6.6 | 216.8 | 63.8 |
| Julio | 5.9 | 7.3 | 6.5 | 6.6 | 98 | 82 | 96 | 92 | 50 | 7.9 | 4.7 | 4.5 | 5.7 | 9.9 | 5.5 |
| Agosto | 6.7 | 7.4 | 7.5 | 7.2 | 92 | 71 | 93 | 85 | 31 | 7.7 | 5.3 | 4.5 | 5.8 | 113.7 | 32.0 |
| Septiembre | 7.3 | 7.9 | 7.5 | 7.6 | 89 | 58 | 82 | 76 | 34 | 6.2 | 5.1 | 2.9 | 4.7 | 13.0 | 9.0 |
| Octubre | 8.5 | 9.2 | 8.5 | 8.7 | 88 | 57 | 79 | 75 | 39 | 5.8 | 4.7 | 3.1 | 4.5 | 12.7 | 7.6 |
| Noviembre | 8.0 | 8.7 | 7.8 | 8.2 | 77 | 47 | 67 | 64 | 33 | 5.4 | 4.1 | 2.4 | 4.0 | 15.5 | 10.5 |
| Diciembre | 9.6 | 9.7 | 8.4 | 9.2 | 74 | 39 | 56 | 56 | 25 | 2.0 | 2.6 | 0.9 | 1.8 | — | — |
| Año | 8.4 | 9.6 | 8.5 | 8.8 | 88 | 62 | 81 | 77 | 21 | 5.3 | 4.2 | 3.0 | 4.2 | 707.3 | 63.8 |

| MESES | Evap. Verdunstung mm | Número de días con Zahl der Tage mit: AGUA CAÍDA Niederschlag ≥0.1 mm | ≥0.2 mm | ≥1.0 mm | Nieve Schnee ≥1.0 mm | Granizo Graupel | Temp. eléct. Gewitter | Rel. de calor Kord. Leucht. | Nebl. y cam. Nebel | Cielo desp. Heit. Himmel | Cielo nubl. Trüber Himmel | Frecuencia de los vientos Windverteilung: N | NNE | NE | ENE | E | ESE | SE | SSE | S | SSW | SW | WSW | W | WNW | NW | NNW |
|---|---|---|---|---|---|---|---|---|---|---|---|---|---|---|---|---|---|---|---|---|---|---|---|---|---|---|---|
| Enero | | — | — | — | — | | | 8 | | 24 | 1 | | | | 1 | | | | | 41 | | 23 | | | | | |
| Febrero | | — | — | — | — | | | 1 | 1 | 20 | 1 | | | 2 | | 1 | | 7 | | 8 | | 46 | | | | 1 | |
| Marzo | | 1 | 1 | 1 | — | | | 3 | 2 | 15 | 1 | 1 | | | | 1 | | 14 | | 7 | | 40 | | | | 3 | |
| Abril | | 5 | 5 | 5 | — | | | | | 10 | 10 | | | 6 | | 3 | | 28 | | 7 | | 31 | | | | 6 | |
| Mayo | | 11 | 11 | 11 | — | | | | 1 | 7 | 14 | 1 | | 15 | | | | 14 | | 5 | 2 | 30 | | 2 | | 12 | |
| Junio | | 8 | 8 | 8 | — | | | | 3 | 4 | 15 | 1 | | 11 | | 6 | | 18 | | 7 | | 33 | | | | 9 | |
| Julio | | 2 | 2 | 2 | — | | | | 8 | 5 | 10 | 2 | | 6 | | 2 | | 18 | | 5 | | 34 | | | | 2 | |
| Agosto | | 11 | 11 | 11 | — | | | | 1 | 6 | 12 | 4 | | 7 | | 2 | | 14 | | 14 | 1 | 34 | | 1 | | 7 | |
| Septiembre | | 3 | 3 | 3 | — | | | | 1 | 12 | 9 | 1 | | 9 | | 1 | | 17 | | 10 | | 44 | | 3 | | 3 | |
| Octubre | | 3 | 3 | 3 | — | | | | 2 | 7 | 7 | | | 1 | 1 | 3 | 1 | 8 | | 15 | 6 | 49 | | 2 | | 2 | |
| Noviembre | | 2 | 2 | 2 | — | | 1 | | | 9 | 3 | | | 3 | | 4 | | 5 | 1 | 18 | 7 | 49 | | | | 2 | |
| Diciembre | | — | — | — | — | | | | 1 | 18 | 1 | | | 2 | | 2 | | 1 | | 13 | 4 | 55 | 1 | | | 3 | |
| Año | | 46 | 46 | 46 | — | | 2 | 12 | 20 | 137 | 84 | 10 | | 62 | 2 | 25 | 1 | 144 | 1 | 150 | 20 | 468 | 1 | 8 | | 50 | |

(1) Los promedios de las 2p y 9p son 30.1 y 30.6 respectivamente. En la primera parte del Anuario estos promedios están errados.

# CURICÓ

| MESES | Presión atmosférica reducida a 0° y a 45° lat. Luftdruck reduciert auf 0° und Normalschwere | | | | | Temperatura (°C) Temperatur | | | | | | | | | | |
|---|---|---|---|---|---|---|---|---|---|---|---|---|---|---|---|---|
| | Promedio mm Mittel. | Máxima mm Max. | Fecha Datum | Mínima mm Min. | Fecha Datum | 7a | 2p | 9p | Media diaria Tages-Mittl. | Máxima mediä Mittl. Max. | Mínima media Mittl. Min. | Oscil. diaria Tägl. Schwank. | Máxima abs. Absol. Max. | Fecha Datum | Mínima abs. Absol. Min. | Fecha Datum |
| ro | 740.9 | 746.0 | 5 | 738.1 | 2 | 18.0 | 28.3 | 20.8 | 22.0 | 29.3 | 15.7 | 13.6 | 32.0 | 13, 24 | 11.5 | 6 |
| rero | 41.6 | 46.1 | 7 | 38.1 | 25 | 15.2 | 26.9 | 19.9 | 20.5 | 27.8 | 13.7 | 14.1 | 30.0 | 11 | 10.5 | 19 |
| zo | 41.8 | 48.5 | 26 | 36.8 | 1 | 13.9 | 23.9 | 16.7 | 17.8 | 24.4 | 13.2 | 11.2 | 29.5 | 1, 5 | 6.5 | 25, 30 |
| l | 43.4 | 49.2 | 30 | 39.0 | 5 | 11.3 | 18.8 | 13.7 | 14.4 | 19.7 | 10.6 | 9.1 | 24.0 | 22 | 4.5 | 30 |
| o | 44.6 | 53.7 | 24 | 37.9 | 15 | 7.6 | 12.6 | 9.4 | 9.8 | 13.5 | 6.8 | 6.7 | 18.0 | 1 | 0.8 | 25 |
| o | 46.0 | 54.0 | 30 | 40.6 | 6, 23 | 6.8 | 10.9 | 8.0 | 8.4 | 11.4 | 5.7 | 5.7 | 14.3 | 14 | -1.0 | 29 |
| o | 46.1 | 53.0 | 1 | 41.3 | 5 | 4.4 | 9.1 | 5.9 | 6.3 | 9.4 | 3.6 | 5.8 | 14.1 | 31 | -1.5 | 1, 17 |
| sto | 45.2 | 52.7 | 21 | 38.2 | 6 | 6.5 | 12.7 | 8.2 | 8.9 | 13.2 | 5.7 | 7.5 | 18.1 | 25 | 1.5 | 28 |
| iembre | 44.4 | 52.0 | 30 | 39.1 | 21 | 8.4 | 17.0 | 11.3 | 12.0 | 17.6 | 7.4 | 10.2 | 23.5 | 28 | 2.3 | 18 |
| bre | 44.7 | 52.6 | 1 | 40.8 | 3, 30, 21 | 12.7 | 20.5 | 13.5 | 15.0 | 21.0 | 10.6 | 10.4 | 25.3 | 16 | 5.0 | 2 |
| iembre | 44.4 | 51.3 | 5 | 40.4 | 11 | 13.7 | 23.0 | 15.1 | 16.7 | 23.8 | 11.4 | 12.4 | 30.1 | 30 | 7.0 | 5 |
| embre | 42.1 | 46.6 | 23 | 38.6 | 27 | 17.6 | 27.3 | 18.6 | 20.5 | 28.2 | 14.7 | 13.5 | 31.5 | 31 | 10.2 | 12 |
| | 743.8 | 754.0 | 30-VI | 736.8 | 1-III | 11.3 | 19.3 | 13.4 | 14.4 | 19.9 | 9.9 | 10.0 | 32.0 | 13, 24 | -1.5 | 1,17-VII |

| MESES | Humedad absoluta Absolute Feuchtigkeit | | | | Humedad relativa Relative Feuchtigkeit | | | | | Nebulosidad (0-10) Bewölkung | | | | Agua caída Niederschlag | | |
|---|---|---|---|---|---|---|---|---|---|---|---|---|---|---|---|---|
| | 7a mm | 2p mm | 9p mm | Promedio Mittel | 7a % | 2p % | 9p % | Promedio Mittel % | Mínima Min. % | 7a | 2p | 9p | Promedio Mittel | Suma Summe mm | Máxima del día Tages-Max mm | Fecha de la medida Gemessen am |
| ro | 10.2 | 10.9 | 10.8 | 10.6 | 66 | 39 | 59 | 55 | 20 | 2.2 | 1.2 | 0.7 | 1.4 | — | — | — |
| rero | 9.8 | 10.2 | 9.7 | 9.9 | 76 | 39 | 56 | 57 | 23 | 1.7 | 1.0 | 0.5 | 1.1 | 1.8 | 1.8 | 7 |
| zo | 10.1 | 11.3 | 10.6 | 10.6 | 84 | 51 | 74 | 70 | 36 | 4.3 | 2.2 | 0.8 | 2.4 | 18.5 | 18.5 | 26 |
| l | 8.9 | 10.4 | 9.4 | 9.6 | 88 | 64 | 80 | 77 | 36 | 6.3 | 5.3 | 3.8 | 5.1 | 78.1 | 35.7 | 26 |
| o | 7.4 | 8.8 | 8.1 | 8.1 | 93 | 80 | 90 | 88 | 61 | 6.5 | 5.5 | 6.2 | 6.0 | 262.8 | 81.0 | 16 |
| o | 6.9 | 8.0 | 7.2 | 7.4 | 92 | 82 | 90 | 88 | 67 | 7.7 | 5.9 | 5.5 | 6.4 | 122.7 | 47.2 | 9 |
| o | 6.1 | 7.4 | 6.7 | 6.7 | 96 | 85 | 94 | 92 | 73 | 8.1 | 6.0 | 5.6 | 6.6 | 32.5 | 12.0 | 22 |
| sto | 6.7 | 8.2 | 7.2 | 7.4 | 92 | 74 | 88 | 85 | 43 | 7.0 | 5.2 | 4.3 | 5.5 | 103.6 | 25.6 | 4 |
| iembre | 7.4 | 9.0 | 8.3 | 8.2 | 89 | 62 | 82 | 78 | 43 | 6.2 | 4.8 | 3.5 | 4.8 | 10.8 | 7.2 | 30 |
| bre | 9.4 | 11.1 | 9.4 | 10.0 | 85 | 62 | 81 | 76 | 42 | 6.5 | 4.5 | 3.3 | 4.8 | 16.3 | 11.8 | 1 |
| iembre | 9.1 | 10.6 | 9.4 | 9.7 | 78 | 51 | 72 | 67 | 35 | 5.0 | 3.6 | 2.1 | 3.6 | 9.8 | 9.8 | 18 |
| embre | 11.1 | 12.1 | 10.7 | 11.3 | 73 | 45 | 67 | 62 | 31 | 2.0 | 1.2 | 0.6 | 1.2 | — | — | — |
| | 8.6 | 9.8 | 9.0 | 9.1 | 84 | 61 | 78 | 74 | 20 | 5.3 | 3.9 | 3.1 | 4.1 | 656.9 | 81.0 | 16-V |

| MESES | Evap. Verdunstung | Número de días con Zahl der Tage mit | | | | | | | | | Frecuencia de los vientos Windverteilung | | | | | | | | | | | | | | | |
|---|---|---|---|---|---|---|---|---|---|---|---|---|---|---|---|---|---|---|---|---|---|---|---|---|---|---|
| | mm | AGUA CAÍDA Niederschlag ≥ 0.1 mm | > 0.2 mm | ≥ 1.0 mm | Nieve Schnee ≥ 1.0 mm | Granizo Graupel | Temp. eléct. Gewitter | Rel. de calor Kord. Leucht. | Nebl. y cam. Nebel | Cielo desp. Heit. Himmel | Cielo nubl. Trüber Himmel | N | NNE | NE | ENE | E | ESE | SE | SSE | S | SSW | SW | WSW | W | WNW | NW | NNW | C |
| ro | | — | — | — | — | | | | | 22 | | 14 | | 2 | | | | | | 44 | | 3 | | 5 | | 1 | | 24 |
| rero | | 1 | 1 | 1 | — | | | | | 23 | | 5 | | 2 | | | | | | 43 | | 5 | | 10 | | 1 | | 21 |
| zo | | 1 | 1 | 1 | — | | | | | 15 | 2 | 26 | | | | | | | | 50 | | | | 5 | | | | 12 |
| l | | 6 | 6 | 4 | — | | | | 3 | 9 | 11 | 33 | | | | 2 | | | | 31 | | | | 2 | | | | 22 |
| o | | 11 | 10 | 9 | — | | | | 4 | 6 | 13 | 43 | | | | | | | | 33 | | 1 | | 1 | | | | 15 |
| o | | 9 | 9 | 9 | 1 | | | | 7 | 5 | 13 | 35 | | 1 | | | | | | 33 | | | | 4 | | | | 17 |
| o | | 5 | 5 | 5 | — | | | | 11 | 5 | 16 | 31 | | 2 | | | | | | 46 | | | | 3 | | | | 11 |
| sto | | 11 | 10 | 7 | — | | | | 3 | 7 | 11 | 27 | | 2 | | | | | | 60 | | | | 1 | | | | 3 |
| iembre | | 4 | 4 | 3 | — | | | | 1 | 10 | 9 | 28 | | | | 1 | | | | 56 | | | | 4 | | | | 1 |
| bre | | 2 | 2 | 2 | — | | | | 1 | 7 | 5 | 20 | | | | 1 | | | | 54 | | | | 15 | | | | 3 |
| iembre | | 1 | 1 | 1 | — | | | | | 10 | 3 | 15 | | | | 1 | | | | 56 | | | | 12 | | | | 6 |
| embre | | — | — | — | — | | | | 1 | 23 | | 20 | | | | 1 | | | | 52 | | | | 13 | | | | 7 |
| | | 51 | 49 | 42 | 1 | | | | 31 | 142 | 83 | 297 | | 9 | | 6 | | | | 558 | | 9 | | 75 | | 2 | | 142 |

# TALCA

| MESES | Presión atmosférica reducida a 0° y a 45° lat. Luftdruck reduciert auf 0° und Normalschwere | | | | | Temperatura (°C) Temperatur | | | | | | | | | |
|---|---|---|---|---|---|---|---|---|---|---|---|---|---|---|---|
| | Promedio mm Mittel. | Máxima mm Max. | Fecha Datum | Mínima mm Min. | Fecha Datum | 7a | 2p | 9p | Media diaria Tages-Mittl. | Máxima media Mittl. Max. | Mínima media Mittl. Min. | Oscil. diaria Tägl. Schwank. | Máxima abs. Absol. Max. | Fecha Datum | Mínima abs. Absol. Min. |
| Enero | 750.8 | 755.2 | 31 | 748.0 | 2 | 19.0 | 29.4 | 20.6 | 22.4 | 31.1 | 12.5 | 18.6 | 35.0 | varios | 8.5 |
| Febrero | 51.9 | 57.6 | 7 | 48.0 | 20 | 17.4 | 28.7 | 19.7 | 21.4 | 30.1 | 11.7 | 18.4 | 34.5 | 20 | 8.5 |
| Marzo | 51.8 | 59.5 | 25 | 46.2 | 1.° | 13.8 | 24.6 | 16.8 | 18.0 | 27.0 | 10.2 | 16.8 | 33.0 | varios | 4.0 |
| Abril | 53.5 | 59.5 | 30 | 48.5 | 25 | 11.7 | 19.4 | 14.1 | 14.8 | 22.6 | 8.6 | 14.0 | 29.0 | 3 | 3.0 |
| Mayo | 54.7 | 63.6 | 25 | 46.8 | 22 | 7.3 | 13.8 | 9.5 | 10.0 | 16.0 | 4.7 | 11.3 | 22.0 | 2 | -0.5 |
| Junio | 56.2 | 64.7 | 30 | 49.6 | 8, 9 | 7.2 | 12.6 | 8.5 | 9.2 | 15.1 | 4.9 | 10.2 | 18.5 | 12 | -3.0 |
| Julio | 56.9 | 64.7 | 1.° | 51.2 | 20 | 4.8 | 10.1 | 6.3 | 6.9 | 11.5 | 2.3 | 9.2 | 17.6 | 22 | -3.5 |
| Agosto | 55.8 | 63.9 | 21 | 48.3 | 6 | 6.9 | 13.5 | 9.3 | 9.8 | 15.4 | 4.9 | 10.5 | 23.0 | 31 | 0.0 |
| Septiembre | 54.9 | 62.8 | 30 | 50.1 | 24 | 8.9 | 18.0 | 11.8 | 12.6 | 19.3 | 5.0 | 14.3 | 24.5 | 28 | 1.0 |
| Octubre | 55.3 | 64.4 | 1.° | 50.3 | 3 | 12.4 | 20.1 | 14.3 | 15.3 | 21.9 | 8.2 | 13.7 | 26.6 | 25 | 2.5 |
| Noviembre | 55.1 | 62.7 | 5 | 49.3 | 30 | 13.6 | 23.7 | 15.5 | 17.1 | 25.7 | 8.6 | 17.1 | 32.0 | 30 | 3.0 |
| Diciembre | 52.4 | 56.4 | 5, 10 | 48.0 | 21 | 17.2 | 28.1 | 19.3 | 21.0 | 29.9 | 11.7 | 18.2 | 34.6 | 31 | 7.6 |
| Año | 754.1 | 764.7 | 30-VI | 746.2 | 1.°-III | 11.7 | 20.2 | 13.8 | 14.9 | 22.1 | 7.8 | 14.3 | 35.0 | varios | -3.5 |

| MESES | Humedad absoluta Absolute Feuchtigkeit | | | | Humedad relativa Relative Feuchtigkeit | | | | | Nebulosidad (0-10) Bewölkung | | | | Agua caida Niederschlag | |
|---|---|---|---|---|---|---|---|---|---|---|---|---|---|---|---|
| | 7 a mm | 2 p mm | 9 p mm | Promedio Mittel | 7 a % | 2 p % | 9 p % | Promedio Mittel % | Mínima Min. % | 7 a | 2 p | 9 p | Promedio Mittel | Suma Summe mm | Máxima del día Tages-Max mm |
| Enero | 10.5 | 10.3 | 10.1 | 10.3 | 64 | 34 | 56 | 51 | 25 | 0.9 | 1.5 | 1.1 | 1.2 | — | — |
| Febrero | 9.9 | 9.6 | 9.7 | 9.7 | 66 | 33 | 58 | 52 | 19 | 2.6 | 1.8 | 1.1 | 1.8 | 8.6 | 8.6 |
| Marzo | 10.1 | 10.9 | 10.6 | 10.5 | 85 | 50 | 74 | 70 | 32 | 3.2 | 3.0 | 0.7 | 2.3 | 24.5 | 21.0 |
| Abril | 9.1 | 9.9 | 9.8 | 9.6 | 88 | 59 | 82 | 76 | 24 | 5.2 | 5.5 | 3.3 | 4.7 | 96.6 | 96.6 |
| Mayo | 7.2 | 8.4 | 7.9 | 7.8 | 93 | 72 | 88 | 84 | 51 | 7.3 | 7.0 | 6.0 | 6.8 | 204.7 | 63.2 |
| Junio | 6.9 | 8.0 | 7.4 | 7.4 | 90 | 74 | 89 | 84 | 51 | 7.6 | 5.8 | 6.2 | 6.5 | 65.0 | 20.7 |
| Julio | 6.0 | 7.3 | 6.5 | 6.6 | 93 | 77 | 90 | 87 | 47 | 8.4 | 6.6 | 5.7 | 6.9 | 67.5 | 24.5 |
| Agosto | 6.8 | 7.7 | 7.3 | 7.5 | 90 | 67 | 84 | 80 | 31 | 6.6 | 5.9 | 4.2 | 5.6 | 123.5 | 48.5 |
| Septiembre | 7.2 | 8.0 | 7.9 | 7.7 | 85 | 53 | 76 | 71 | 31 | 6.0 | 5.3 | 3.1 | 4.8 | 30.3 | 30.3 |
| Octubre | 8.7 | 8.9 | 9.1 | 8.9 | 81 | 51 | 75 | 69 | 25 | 5.6 | 4.6 | 3.4 | 4.5 | 29.3 | 13.7 |
| Noviembre | 8.1 | 8.2 | 8.0 | 8.1 | 69 | 40 | 62 | 57 | 22 | 4.3 | 4.7 | 3.2 | 4.1 | 23.7 | 20.6 |
| Diciembre | 9.9 | 9.7 | 9.5 | 9.7 | 66 | 34 | 57 | 52 | 20 | 2.2 | 2.4 | 1.4 | 2.0 | — | — |
| Año | 8.4 | 8.9 | 8.6 | 8.6 | 81 | 54 | 74 | 70 | 19 | 5.0 | 4.7 | 3.3 | 4.3 | 673.7 | 96.6 |

| MESES | Evap. Verdunstung mm | Número de días con Zahl der Tage mit | | | | | | | | | Frecuencia de los vientos Windverteilung | | | | | | | | | | | | | | | |
|---|---|---|---|---|---|---|---|---|---|---|---|---|---|---|---|---|---|---|---|---|---|---|---|---|---|---|
| | | AGUA CAÍDA Niederschlag | | | Nieve Schnee | Granizo Graupel | Temp. eléct. Gewitter | Rel. de calor Kord. Leucht. | Nebl. y cam. Nebel | Cielo desp. Heit. Himmel | Cielo nubl. Trüber Himmel | N | NNE | NE | ENE | E | ESE | SE | SSE | S | SSW | SW | WSW | W | WNW | NW | NNW |
| | | ≥ 0.1 mm | > 0.2 mm | ≥ 1.0 mm | ≥ 1.0 mm | | | | | | | | | | | | | | | | | | | | | |
| Enero | 119.2 | — | — | — | — | | | 9 | | 25 | | 4 | | | | | | 3 | 2 | 37 | | 4 | 1 | | 1 | 2 |
| Febrero | 115.0 | 1 | 1 | 1 | — | | | 2 | | 20 | 1 | 4 | | | | | | 2 | 1 | 43 | | 1 | | 1 | 1 | 2 |
| Marzo | 82.8 | 2 | 2 | 2 | — | | | | | 16 | | 11 | | | | | | | | 23 | | 4 | | 1 | 2 | 2 |
| Abril | 43.5 | 1 | 1 | 1 | — | | | | 4 | 12 | 9 | 17 | | | | | | | | 11 | 1 | 1 | | | 1 | 5 |
| Mayo | 21.2 | 11 | 10 | 9 | — | 1 | | | 7 | 5 | 16 | 25 | | | | | | | | 8 | 1 | | 1 | | | 4 |
| Junio | 20.4 | 9 | 9 | 9 | — | | | | 10 | 5 | 15 | 23 | | 1 | | | | 1 | | 9 | | 2 | 1 | | | 5 |
| Julio | 17.5 | 7 | 6 | 6 | — | | | | 10 | 3 | 16 | 20 | 1 | 1 | | | | 2 | | 14 | | 1 | | 1 | | 2 |
| Agosto | 33.4 | 9 | 9 | 9 | — | 1 | | | 3 | 8 | 11 | 15 | 1 | | | | | 2 | | 19 | 1 | 3 | 1 | | | 2 |
| Septiembre | 58.1 | 1 | 1 | 1 | — | | | | 1 | 8 | 7 | 11 | | 1 | | | | 1 | 1 | 21 | | 5 | | | | 2 |
| Octubre | 72.6 | 5 | 4 | 4 | — | | | | | 9 | 8 | 12 | | 1 | | | | 5 | 1 | 22 | | 3 | 1 | 1 | | 2 |
| Noviembre | 92.4 | 3 | 3 | 2 | — | | | 1 | | 10 | 3 | 6 | | | | | | | 1 | 37 | 2 | 1 | | 1 | | 1 |
| Diciembre | 138.1 | — | — | — | — | | | | | 22 | 2 | 9 | | | | | | 2 | | 32 | | 1 | | | | 1 |
| Año | 814.2 | 49 | 46 | 44 | — | 2 | | 12 | 35 | 143 | 88 | 157 | 2 | 4 | | | | 18 | 6 | 276 | 5 | 26 | 5 | 5 | 5 | 30 |

# PUNTA CARRANZA

| MESES | Presión atmosférica reducida a 0° y a 45° lat. Luftdruck reduciert auf 0° und Normalschwere | | | | | Temperatura (°C) Temperatur | | | | | | | | | | |
|---|---|---|---|---|---|---|---|---|---|---|---|---|---|---|---|---|
| | Promedio mm Mittel. | Máxima mm Max. | Fecha Datum | Mínima mm Min. | Fecha Datum | 7 a | 2 p | 9 p | Media diaria Tages-Mittl. | Máxima media Mittl. Max. | Mínima media Mittl. Min. | Oscil. diaria Tägl. Schwank. | Máxima abs. Absol. Max. | Fecha Datum | Mínima abs. Absol. Min. | Fecha Datum |
| ro | 756.5 | 761.2 | 5,31 | 753.7 | 2 | 15.2 | 17.6 | 14.3 | 15.4 | 18.1 | 11.0 | 7.1 | 21.8 | 30 | 10.0 | varios |
| rero | 57.5 | 62.3 | 7 | 53.2 | 20 | 15.3 | 16.8 | 14.2 | 15.1 | 17.9 | 10.9 | 7.0 | 21.4 | 8 | 8.5 | 6 |
| zo | 57.1 | 63.8 | 25,26 | 51.8 | 1.° | 14.6 | 16.4 | 14.2 | 14.8 | 17.3 | 10.9 | 6.4 | 20.1 | 23 | 6.8 | 30 |
| il | 57.9 | 63.9 | 30 | 51.5 | 25 | 12.7 | 14.4 | 13.0 | 13.3 | 15.2 | 9.6 | 5.6 | 19.0 | 17 | 6.0 | 30 |
| yo | 58.9 | 69.1 | 24 | 49.9 | 22 | 11.0 | 13.5 | 11.3 | 11.8 | 14.4 | 7.6 | 6.8 | 17.0 | 3 | 3.8 | 25 |
| io | 60.6 | 69.8 | 30 | 53.8 | 8 | 10.8 | 13.0 | 11.0 | 11.4 | 13.8 | 7.6 | 6.2 | 16.6 | 2 | 0.7 | 30 |
| o | 61.2 | 68.8 | 1.° | 56.5 | 20,21 | 8.3 | 11.1 | 9.6 | 9.6 | 12.1 | 5.5 | 6.6 | 16.0 | 7,8 | 1.0 | 1.° |
| sto | 60.6 | 67.8 | 21 | 52.5 | 13 | 8.9 | 12.0 | 10.4 | 10.4 | 12.9 | 6.1 | 6.8 | 18.0 | 31 | 3.9 | 16 |
| iembre | 59.9 | 67.7 | 30 | 54.1 | 21 | 10.1 | 12.5 | 10.6 | 11.0 | 13.7 | 7.0 | 6.7 | 17.2 | 26 | 4.0 | 17 |
| ubre | 60.4 | 68.1 | 1.° | 55.1 | 4 | 12.0 | 14.2 | 12.2 | 12.7 | 15.4 | 8.8 | 6.6 | 18.8 | 14 | 5.7 | 31 |
| iembre | 59.9 | 64.9 | 5 | 55.1 | 8 | 12.8 | 15.0 | 12.5 | 13.2 | 16.0 | 8.4 | 7.6 | 19.0 | 8,26 | 5.0 | 1.° |
| iembre | 57.7 | 61.0 | 4,11 | 52.4 | 21 | 14.7 | 16.7 | 13.7 | 14.7 | 17.7 | 10.3 | 7.4 | 22.2 | 15 | 8.5 | 12,13 |
| | 759.0 | 769.8 | 30-VI | 749.9 | 22-V | 12.2 | 14.4 | 12.2 | 12.8 | 15.4 | 8.6 | 6.8 | 22.2 | 15-XII | 0.7 | 30-VI |

| MESES | Humedad absoluta Absolute Feuchtigkeit | | | | Humedad relativa Relative Feuchtigkeit | | | | | Nebulosidad (0-10) Bewölkung | | | | Agua caída Niederschlag | | |
|---|---|---|---|---|---|---|---|---|---|---|---|---|---|---|---|---|
| | 7 a mm | 2 p mm | 9 p mm | Promedio Mittel | 7 a % | 2 p % | 9 p % | Promedio Mittel % | Mínima Min. % | 7 a | 2 p | 9 p | Promedio Mittel | Suma Summe mm | Máxima del día Tages-Max. mm | Fecha de la medida Gemessen am |
| ro | 10.6 | 11.4 | 10.6 | 10.9 | 83 | 76 | 88 | 82 | 64 | 3.0 | 1.7 | 1.6 | 2.1 | — | — | — |
| rero | 10.4 | 10.8 | 10.4 | 10.5 | 80 | 76 | 87 | 81 | 58 | 3.3 | 2.8 | 2.0 | 2.7 | 4.9 | 4.9 | 7 |
| zo | 10.4 | 11.5 | 10.8 | 10.9 | 84 | 83 | 89 | 85 | 59 | 5.5 | 5.5 | 4.1 | 5.0 | 31.5 | 13.6 | 14 |
| il | 9.8 | 10.5 | 9.9 | 10.1 | 89 | 86 | 89 | 88 | 67 | 6.8 | 6.4 | 4.1 | 5.8 | 110.5 | 45.0 | 26 |
| yo | 8.2 | 9.5 | 8.5 | 8.7 | 83 | 82 | 84 | 83 | 46 | 5.8 | 6.5 | 4.5 | 5.6 | 158.8 | 59.5 | 16 |
| io | 7.8 | 9.0 | 8.3 | 8.4 | 80 | 80 | 84 | 81 | 45 | 6.2 | 5.6 | 4.4 | 5.4 | 74.2 | 19.3 | 8 |
| o | 6.7 | 7.6 | 7.6 | 7.3 | 81 | 77 | 85 | 81 | 54 | 4.7 | 5.5 | 4.0 | 4.7 | 55.9 | 15.0 | 22,24 |
| sto | 7.2 | 8.4 | 7.9 | 7.8 | 85 | 81 | 84 | 83 | 49 | 5.3 | 5.6 | 4.5 | 5.1 | 81.1 | 22.8 | 14 |
| iembre | 7.7 | 8.8 | 8.3 | 8.3 | 83 | 82 | 87 | 84 | 61 | 4.2 | 4.2 | 2.6 | 3.6 | 13.6 | 13.6 | 30 |
| ubre | 8.6 | 9.4 | 8.9 | 9.0 | 83 | 78 | 84 | 82 | 52 | 5.5 | 4.8 | 2.4 | 4.2 | 28.4 | 12.7 | 1.° |
| iembre | 8.8 | 10.0 | 9.0 | 9.3 | 80 | 79 | 84 | 81 | 59 | 3.8 | 2.7 | 1.4 | 2.6 | 8.0 | 4.3 | 17 |
| iembre | 9.9 | 11.0 | 9.9 | 10.3 | 80 | 77 | 85 | 81 | 54 | 3.8 | 3.1 | 2.6 | 3.2 | — | — | — |
| | 8.9 | 9.8 | 9.2 | 9.3 | 83 | 80 | 86 | 83 | 45 | 4.8 | 4.5 | 3.2 | 4.2 | 566.9 | 59.5 | 16-V |

| MESES | Evap. Verdunstung | Número de días con Zahl der Tage mit | | | | | | | | | | Frecuencia de los vientos Windverteilung | | | | | | | | | | | | | | | | |
|---|---|---|---|---|---|---|---|---|---|---|---|---|---|---|---|---|---|---|---|---|---|---|---|---|---|---|---|
| | | AGUA CAÍDA Niederschlag | | | Nieve Schnee | Granizo Graupel | Temp. eléct. Gewitter | Rel. de calor Kord. Leucht. | Nebl. y cam. Nebel | Cielo desp. Heit. Himmel | Cielo nubl. Trüber Himmel | N | NNE | NE | ENE | E | ESE | SE | SSE | S | SSW | SW | WSW | W | WNW | NW | NNW | C |
| | mm | ≥ 0.1 mm | > 0.2 mm | ≥ 1.0 mm | ≥ 1.0 mm | | | | | | | | | | | | | | | | | | | | | | |
| ro | | — | — | — | — | | | | 10 | 20 | 2 | | | | | | | | | 74 | | 7 | | | | 12 | | |
| rero | | 1 | 1 | 1 | — | | | | 11 | 16 | 3 | 6 | | | 1 | | | 3 | | 61 | | 4 | | | | 10 | | 2 |
| zo | | 3 | 3 | 3 | — | | 1 | | 12 | 11 | 10 | 19 | | 2 | | 1 | | 2 | | 16 | 16 | 25 | 1 | | | 9 | | 2 |
| il | | 8 | 8 | 5 | — | | 1 | | 6 | 7 | 10 | 9 | 15 | 19 | 1 | | 1 | 5 | | 8 | 22 | 7 | | | | 1 | 2 | |
| yo | | 12 | 12 | 10 | — | | | | 1 | 6 | 10 | 5 | 2 | 22 | 3 | 2 | | 15 | 2 | 6 | 7 | 20 | 1 | 3 | | 4 | | 1 |
| io | | 11 | 11 | 9 | — | | 1 | | 3 | 5 | 10 | 9 | 12 | 20 | | 2 | 3 | 9 | 6 | 3 | 6 | 14 | 1 | 3 | | 2 | | |
| o | | 7 | 6 | 5 | — | | | | 3 | 12 | 9 | 7 | 11 | 13 | | 4 | | 10 | 4 | 18 | 2 | 21 | | 2 | | 1 | | |
| sto | | 10 | 10 | 9 | — | | | | 1 | 10 | 11 | 8 | 6 | 8 | 1 | | | 8 | 6 | 14 | 6 | 24 | 3 | 4 | | 3 | 1 | 1 |
| iembre | | 1 | 1 | 1 | — | | | | 4 | 15 | 7 | 1 | 10 | 10 | 4 | 3 | | 8 | 5 | 10 | 4 | 31 | | 3 | | 1 | | |
| ubre | | 4 | 4 | 4 | — | | | | 9 | 12 | 6 | 9 | 8 | 4 | 1 | 1 | | 1 | | 7 | 15 | 39 | 4 | 1 | | | 3 | |
| iembre | | 3 | 3 | 3 | — | | | | 5 | 16 | 2 | 2 | 9 | 1 | | | | 1 | 2 | 7 | 17 | 42 | 3 | 2 | 1 | 1 | 1 | 1 |
| iembre | 58.1 | — | — | — | — | | | | 6 | 19 | 5 | 2 | 5 | 2 | | | | 1 | 2 | 2 | 19 | 47 | 4 | 1 | 2 | 4 | 1 | 1 |
| | | 60 | 59 | 50 | — | | 3 | | 71 | 149 | 85 | 77 | 78 | 101 | 11 | 13 | 4 | 63 | 27 | 226 | 114 | 281 | 17 | 19 | 3 | 48 | 8 | 8 |

# CHANCO

| MESES | Presión atmosférica reducida a 0° y a 45° lat. Luftdruck reduciert auf 0° und Normalschwere: Promedio mm Mittel. | Máxima mm Max. | Fecha Datum | Mínima mm Min. | Fecha Datum | Temperatura (°C) Temperatur: 7a | 2p | 9p | Media diaria Tages-Mittl. | Máxima media Mittl. Max. | Mínima media Mittl. Min. | Oscil. diaria Tägl. Schwank. | Máxima abs. Absol. Max. | Fecha Datum | Mínima abs. Absol. Min. |
|---|---|---|---|---|---|---|---|---|---|---|---|---|---|---|---|
| Enero | | | | | | 15.2 | 20.9 | 14.0 | 16.0 | 21.5 | 10.0 | 11.5 | 24.0 | 5, 23 | 8.0 |
| Febrero | | | | | | 14.7 | 20.6 | 14.1 | 15.8 | 21.4 | 9.8 | 11.6 | 28.0 | 20 | 7.0 |
| Marzo | | | | | | 13.1 | 19.1 | 13.7 | 14.9 | 19.9 | 10.2 | 9.7 | 24.0 | 1, 15 | 4.0 |
| Abril | | | | | | 10.9 | 17.1 | 12.2 | 13.1 | 18.0 | 8.5 | 9.5 | 21.0 | 9, 21 | 3.0 |
| Mayo | | | | | | 8.2 | 14.5 | 10.1 | 10.7 | 15.4 | 6.6 | 8.8 | 20.0 | 1 | 1.5 |
| Junio | | | | | | 8.7 | 13.7 | 9.5 | 10.4 | 14.3 | 6.5 | 7.8 | 17.4 | 2 | 1.0 |
| Julio | | | | | | 6.4 | 12.5 | 8.0 | 8.7 | 13.4 | 4.2 | 9.2 | 17.0 | 28 | 1.0 |
| Agosto | | | | | | 7.3 | 13.7 | 8.8 | 9.6 | 14.4 | 5.4 | 9.0 | 23.0 | 31 | 1.5 |
| Septiembre | | | | | | 8.2 | 16.2 | 9.8 | 11.0 | 17.0 | 6.0 | 11.0 | 22.8 | 20 | 1.0 |
| Octubre | | | | | | 12.2 | 16.8 | 11.1 | 12.8 | 17.5 | 7.2 | 10.3 | 24.0 | 3 | 2.5 |
| Noviembre | | | | | | 13.0 | 17.8 | 11.6 | 13.5 | 18.9 | 6.9 | 12.0 | 24.5 | 29 | 2.0 |
| Diciembre | | | | | | 14.3 | 19.6 | 13.0 | 15.0 | 20.9 | 9.0 | 11.9 | 23.5 | varios | 5.5 |
| Año | | | | | | 11.0 | 16.9 | 11.3 | 12.5 | 17.7 | 7.5 | 10.2 | 28.0 | 20 II | 1.0 |

| MESES | Humedad absoluta Absolute Feuchtigkeit: 7 a mm | 2 p mm | 9 p mm | Promedio Mittel | Humedad relativa Relative Feuchtigkeit: 7 a % | 2 p % | 9 p % | Promedio Mittel % | Mínima Min. % | Nebulosidad (0-10) Bewölkung: 7 a | 2 p | 9 p | Promedio Mittel | Agua caída Niederschlag: Suma Summe mm | Máxima del día Tages-Max mm |
|---|---|---|---|---|---|---|---|---|---|---|---|---|---|---|---|
| Enero | | | | | | | | | | 2.6 | 1.1 | 1.3 | 1.7 | — | — |
| Febrero | | | | | | | | | | 2.1 | 2.8 | 2.1 | 2.3 | 6.0 | 6.0 |
| Marzo | | | | | | | | | | 4.5 | 4.4 | 3.2 | 4.0 | 29.9 | 14.5 |
| Abril | | | | | | | | | | 5.7 | 5.2 | 4.3 | 5.1 | 116.5 | 46.0 |
| Mayo | | | | | | | | | | 4.7 | 5.0 | 3.5 | 4.4 | 199.9 | 59.0 |
| Junio | | | | | | | | | | 5.5 | 4.7 | 3.7 | 4.6 | 56.7 | 13.0 |
| Julio | | | | | | | | | | 4.6 | 4.5 | 3.8 | 4.3 | 86.8 | 20.4 |
| Agosto | | | | | | | | | | 4.6 | 4.8 | 3.2 | 4.2 | 116.2 | 35.1 |
| Septiembre | | | | | | | | | | 4.3 | 3.9 | 2.0 | 3.4 | 22.0 | 22.0 |
| Octubre | | | | | | | | | | 4.6 | 3.2 | 3.2 | 3.7 | 42.0 | 15.0 |
| Noviembre | | | | | | | | | | 3.6 | 3.0 | 1.6 | 2.7 | 13.8 | 7.8 |
| Diciembre | | | | | | | | | | 3.8 | 2.0 | 1.6 | 2.5 | — | — |
| Año | | | | | | | | | | 4.2 | 3.7 | 2.8 | 3.6 | 689.8 | 5.9 |

| MESES | Evap. Verdunstung mm | Número de días con Zahl der Tage mit: Agua caída Niederschlag ≥0.1 mm | ≥0.2 mm | ≥1.0 mm | Nieve Schnee ≥1.0 cm | Granizo Graupel | Temp. eléct. Gewitter | Rel. de calor Kord. Leucht. | Nebl. y cam. Nebel | Cielo desp. Heit. Himmel | Cielo nubl. Trüber Himmel | Frecuencia de los vientos Windverteilung: N | NNE | NE | ENE | E | ESE | SE | SSE | S | SSW | SW | WSW | W | WNW | NW | NNW |
|---|---|---|---|---|---|---|---|---|---|---|---|---|---|---|---|---|---|---|---|---|---|---|---|---|---|---|---|
| Enero | | — | — | — | — | | 1 | | 6 | 22 | 2 | 5 | | 8 | | | | 11 | | 2 | | 52 | | 3 | | 12 | |
| Febrero | | 1 | 1 | 1 | — | | | | 6 | 19 | 2 | 7 | | 5 | | 1 | | 10 | | 4 | | 31 | | 6 | | 23 | |
| Marzo | | 3 | 3 | 3 | — | | | | 6 | 13 | 7 | 6 | | 13 | | | | 10 | | 14 | | 22 | | 11 | | 17 | |
| Abril | | 4 | 4 | 4 | — | | | | 3 | 11 | 11 | 13 | | 13 | | 7 | | 3 | | 4 | | 11 | | 12 | | 27 | |
| Mayo | | 11 | 11 | 11 | — | | | | 1 | 12 | 6 | 9 | | 26 | | 4 | | 8 | | | | 16 | | 8 | | 22 | |
| Junio | | 8 | 8 | 8 | — | | 1 | | | 10 | 8 | 11 | | 11 | | 11 | | 12 | | 1 | | 9 | | 11 | | 24 | |
| Julio | | 7 | 7 | 7 | — | | 1 | | | 15 | 11 | 12 | | 21 | | 6 | | 9 | | 1 | | 12 | | 9 | | 23 | |
| Agosto | | 10 | 10 | 10 | — | | | | | 13 | 7 | 13 | | 17 | | 10 | | 12 | | 6 | | 11 | | 9 | | 15 | |
| Septiembre | | 1 | 1 | 1 | — | | 1 | | | 16 | 3 | 13 | | 13 | | 6 | | 8 | | | | 23 | | 10 | | 17 | |
| Octubre | | 5 | 5 | 5 | — | | | | 1 | 15 | 6 | 6 | | 8 | | 6 | | 11 | | 6 | | 19 | | 18 | | 19 | |
| Noviembre | | 2 | 2 | 2 | — | | | | 2 | 16 | 2 | 10 | | 4 | | 3 | | 7 | | 14 | | 22 | | 19 | | 11 | |
| Diciembre | | — | — | — | — | | | | 4 | 19 | 2 | 13 | | 5 | | | | 6 | | 20 | | 20 | | 19 | | 10 | |
| Año | | 52 | 52 | 52 | — | | 4 | | 29 | 181 | 67 | 118 | | 144 | | 54 | | 107 | | 72 | | 248 | | 135 | | 220 | |

# LINARES

| MESES | Presión atmosférica reducida a 0° y a 45° lat. Luftdruck reduciert auf 0° und Normalschwere: Promedio mm Mittel. | Máxima mm Max. | Fecha Datum | Mínima mm Min. | Fecha Datum | Temperatura (°C) Temperatur: 7a | 2p | 9p | Media diaria Tages-Mittl. | Máxima mediä Mittl. Max. | Mínima media Mittl. Min. | Oscil. diaria Tägl. Schwank. | Máxima abs. Absol. Max. | Fecha Datum | Mínima abs. Absol. Min. | Fecha Datum |
|---|---|---|---|---|---|---|---|---|---|---|---|---|---|---|---|---|
| ro | | | | | | 18.2 | 25.4 | 20.1 | 21.0 | | | | | | | |
| rero | | | | | | 15.4 | 24.2 | 18.8 | 19.3 | | | | | | | |
| zo | | | | | | 14.2 | 21.3 | 15.1 | 16.4 | | | | | | | |
| il | | | | | | 11.2 | 17.4 | 12.0 | 13.1 | | | | | | | |
| yo | | | | | | | | | | | | | | | | |
| io | | | | | | 8.1 | 9.8 | 9.2 | 9.0 | | | | | | | |
| o | | | | | | 3.3 | 7.4 | 4.8 | 5.1 | | | | | | | |
| sto | | | | | | 5.7 | 12.6 | 8.1 | 8.6 | 13.4 | 4.0 | 9.4 | 20.0 | 31 | -1.5 | 31 |
| iembre | | | | | | 7.1 | 16.4 | 10.3 | 11.0 | 17.4 | 4.8 | 12.6 | 21.7 | 28 | -0.5 | 19 |
| ubre | | | | | | 11.0 | 18.8 | 12.4 | 13.6 | 19.7 | 7.7 | 12.0 | 14.2 | 21 | 0.2 | 31 |
| iembre | | | | | | 12.0 | 20.6 | 13.2 | 14.8 | 21.7 | 7.7 | 14.0 | 28.8 | 30 | 2.8 | 5 |
| embre | | | | | | 15.6 | 25.4 | 17.2 | 18.8 | 26.6 | 10.1 | 16.5 | 31.5 | 22 | 5.6 | 12 |
| | | | | | | | | | | | | | | | | |

| MESES | Humedad absoluta Absolute Feuchtigkeit: 7 a mm | 2 p mm | 9 p mm | Promedio Mittel | Humedad relativa Relative Feuchtigkeit: 7 a % | 2 p % | 9 p % | Promedio Mittel % | Mínima Min. % | Nebulosidad (0-10) Bewölkung: 7 a | 2 p | 9 p | Promedio Mittel | Agua caída Niederschlag: Suma Summe mm | Máxima del día Tages-Max. mm | Fecha de la medida Gemessen am |
|---|---|---|---|---|---|---|---|---|---|---|---|---|---|---|---|---|
| ro | | | | | | | | | | 1.0 | 0.9 | 0.7 | 0.9 | — | — | — |
| rero | | | | | | | | | | 1.4 | 1.9 | 1.4 | 1.6 | 20.0 | 20.0 | 7 |
| zo | | | | | | | | | | 3.9 | 2.7 | 1.3 | 2.6 | 39.5 | 20.0 | 26 |
| il | | | | | | | | | | 7.1 | 4.7 | 3.7 | 5.2 | 165.0 | 96.0 | 26 |
| yo | | | | | | | | | | | | | | | | |
| io | | | | | | | | | | 8.6 | 6.5 | 4.0 | 6.4 | 53.0 | 30.0 | 24 |
| o | | | | | | | | | | 7.3 | 6.8 | 4.8 | 6.3 | 231.6 | 71.1 | 25 |
| sto | | | | | | | | | | 6.0 | 5.9 | 3.0 | 5.0 | 263.5 | 103.6 | 15 |
| iembre | | | | | | | | | | 6.8 | 5.3 | 2.4 | 4.8 | 39.2 | 36.2 | 30 |
| ubre | | | | | | | | | | 6.8 | 4.6 | 3.0 | 4.8 | 85.2 | 41.8 | 1 |
| iembre | | | | | | | | | | 5.2 | 5.3 | 3.0 | 4.5 | 69.2 | 45.5 | 18 |
| embre | | | | | | | | | | 3.1 | 3.2 | 1.4 | 2.6 | — | — | — |
| | | | | | | | | | | | | | | | | |

| MESES | Evap. Verdunstung mm | Número de días con Zahl der Tage mit: Agua caída Niederschlag >0.1 mm | >0.2 mm | >1.0 mm | Nieve Schnee >1.0 mm | Granizo Graupel | Temp. eléct. Gewitter | Rel. de calor Kord. Leucht. | Nebl. y cam. Nebel | Cielo desp. Heit. Himmel | Cielo nubl. Trüber Himmel | Frecuencia de los vientos Windverteilung: N | NNE | NE | ENE | E | ESE | SE | SSE | S | SSW | SW | WSW | W | WNW | NW | NNW | C |
|---|---|---|---|---|---|---|---|---|---|---|---|---|---|---|---|---|---|---|---|---|---|---|---|---|---|---|---|---|
| ro | | — | — | — | — | | | | | 27 | 1 | 16 | | | | | | 3 | | 25 | 1 | 28 | | 2 | | 3 | | 15 |
| rero | | 1 | 1 | 1 | — | | | | | 21 | | 5 | | | | | | 5 | | 35 | 1 | 18 | 4 | 2 | 3 | 4 | 1 | 9 |
| zo | | 3 | 3 | 3 | — | | | | 1 | 17 | 2 | 20 | | 3 | 1 | | | 2 | | 29 | 1 | 12 | 4 | | 1 | 12 | | 8 |
| il | | 8 | 8 | 8 | — | | 2 | | 5 | 8 | 9 | 27 | | 2 | | | | 5 | | 21 | 1 | 6 | | 1 | 5 | 15 | 1 | 6 |
| yo | | | | | | | | | | | | | | | | | | | | | | | | | | | | |
| io | | 3 | 3 | 3 | — | | 1 | | 7 | 1 | 5 | 10 | | 1 | | 1 | | 16 | | 18 | | 4 | | | | 3 | | 4 |
| o | | 5 | 5 | 5 | — | | | | 13 | 6 | 15 | 10 | | 8 | 7 | 2 | 6 | 31 | | 25 | | | | | | 4 | | |
| sto | | 8 | 8 | 8 | — | | 1 | | 5 | 8 | 7 | 11 | | 4 | 6 | 2 | 7 | 23 | | 32 | | 5 | | | | 3 | | |
| iembre | | 2 | 2 | 2 | — | | | | 5 | 5 | 5 | 9 | | 9 | 7 | 5 | 3 | 22 | | 28 | | 5 | | 1 | | 1 | | |
| ubre | | 5 | 5 | 5 | — | | | | 2 | 5 | 6 | 6 | | 13 | 7 | 1 | 6 | 32 | | 25 | | | | | | 3 | | |
| iembre | | 4 | 4 | 4 | — | | | | | 8 | 4 | 2 | | 21 | 1 | 1 | | 50 | | 14 | | | | | | 1 | | |
| embre | | — | — | — | — | | | | | 16 | 1 | | | 10 | | | | 72 | | 6 | | 4 | | | | 1 | | |
| | | | | | | | | | | | | | | | | | | | | | | | | | | | | |

# PUNTA TUMBES

| MESES | Presión atmosférica reducida a 0° y a 45° lat. Luftdruck reduciert auf 0° und Normalschwere: Promedio mm Mittel. | Máxima mm Max | Fecha Datum | Mínima mm Min | Fecha Datum | Temperatura (°C) Temperatur: 7a | 2p | 9p | Media diaria Tages-Mittl. | Máxima media Mittl Max. | Mínima media Mittl. Min. | Oscil. diaria Tägl Schwank. | Máxima abs. Absol. Max. | Fecha Datum | Mínima abs. Absol. Min |
|---|---|---|---|---|---|---|---|---|---|---|---|---|---|---|---|
| Enero | 752.1 | 758.1 | 3 | 749.4 | 2, 6 | 14.0 | 16.1 | 14.1 | 14.6 | 17.4 | 10.9 | 6.5 | 19.8 | 14 | 8.0 |
| Febrero | 53.3 | 58.3 | 19 | 49.5 | 25 | 14.1 | 16.2 | 14.1 | 14.6 | 18.3 | 10.8 | 7.5 | 22.0 | 22 | 8.5 |
| Marzo | 52.6 | 60.6 | 26 | 46.4 | 1.° | 13.7 | 16.1 | 14.4 | 14.6 | 18.2 | 11.0 | 7.2 | 24.8 | 24 | 7.0 |
| Abril | 53.3 | 59.9 | 29 | 45.6 | 25 | 12.2 | 13.9 | 12.4 | 12.7 | 15.3 | 10.2 | 5.1 | 20.2 | 9 | 7.0 |
| Mayo | 54.2 | 66.1 | 24 | 44.5 | 22 | 10.7 | 12.9 | 11.2 | 11.5 | 14.0 | 8.4 | 5.6 | 17.0 | 28 | 3.3 |
| Junio | 55.6 | 65.8 | 30 | 46.9 | 23 | 10.0 | 12.2 | 10.4 | 10.7 | 13.1 | 8.1 | 5.0 | 17.0 | 9 | 0.6 |
| Julio | 56.8 | 64.1 | 1.° | 50.3 | 20 | 8.5 | 11.0 | 9.6 | 9.7 | 12.3 | 6.6 | 5.7 | 17.5 | 17 | 1.4 |
| Agosto | 55.9 | 63.7 | 21, 27 | 45.4 | 3 | 9.1 | 11.5 | 9.7 | 10.0 | 13.0 | 7.4 | 5.6 | 20.4 | 31 | 5.0 |
| Septiembre | 55.6 | 63.0 | 30 | 48.1 | 21 | 10.4 | 12.5 | 10.6 | 11.0 | 14.1 | 7.5 | 6.6 | 21.0 | 7, 8 | 3.0 |
| Octubre | 55.8 | 64.9 | 1.° | 50.1 | 21 | 11.6 | 13.6 | 11.4 | 12.0 | 15.1 | 9.0 | 6.1 | 21.7 | 4 | 6.2 |
| Noviembre | 55.8 | 62.5 | 5 | 51.0 | 8 | 11.8 | 14.1 | 11.6 | 12.3 | 14.8 | 8.8 | 6.0 | 17.6 | 18 | 6.1 |
| Diciembre | 50.7 | 56.8 | 5 | 44.4 | 21 | 13.6 | 16.5 | 13.1 | 14.1 | 17.4 | 10.6 | 6.8 | 21.6 | 21 | 8.2 |
| Año | 754.3 | 766.1 | 24-V | 744.4 | 21-XII | 11.6 | 13.9 | 11.9 | 12.3 | 15.3 | 9.1 | 6.2 | 24.8 | 24-III | 0.6 |

| MESES | Humedad absoluta Absolute Feuchtigkeit: 7 a mm | 2 p mm | 9 p mm | Promedio Mittel | Humedad relativa Relative Feuchtigkeit: 7 a % | 2 p % | 9 p % | Promedio Mittel % | Mínima Min. % | Nebulosidad (0-10) Bewölkung: 7 a | 2 p | 9 p | Promedio Mittel | Agua caída Niederschlag: Suma Summe mm | Máxima del día Tages-Max. mm |
|---|---|---|---|---|---|---|---|---|---|---|---|---|---|---|---|
| Enero | 10.5 | 12.1 | 10.7 | 11.1 | 89 | 88 | 89 | 89 | 59 | 1.6 | 3.2 | 1.6 | 2.1 | 0.9 | 0.9 |
| Febrero | 10.6 | 11.9 | 11.0 | 11.2 | 89 | 87 | 92 | 89 | 74 | 3.6 | 3.0 | 3.1 | 3.2 | — | — |
| Marzo | 10.6 | 11.9 | 10.9 | 11.1 | 90 | 88 | 90 | 89 | 70 | 6.3 | 4.8 | 3.9 | 5.0 | 8.2 | 3.3 |
| Abril | 9.8 | 10.8 | 9.8 | 10.1 | 93 | 92 | 91 | 92 | 57 | 6.8 | 5.7 | 5.0 | 5.8 | 62.6 | 16.0 |
| Mayo | 8.8 | 9.8 | 9.0 | 9.2 | 91 | 89 | 90 | 90 | 69 | 5.7 | 6.3 | 4.6 | 5.5 | 49.9 | 16.0 |
| Junio | 8.5 | 9.4 | 8.6 | 8.8 | 91 | 89 | 92 | 91 | 41 | 6.5 | 5.8 | 4.5 | 5.6 | | |
| Julio | 7.4 | 8.8 | 7.9 | 8.0 | 89 | 90 | 89 | 89 | 45 | 5.4 | 5.7 | 5.2 | 5.4 | | |
| Agosto | 7.5 | 8.2 | 7.7 | 7.8 | 85 | 82 | 86 | 84 | 41 | 5.3 | 6.0 | 3.4 | 4.9 | | |
| Septiembre | 8.1 | 9.3 | 8.2 | 8.5 | 86 | 86 | 87 | 86 | 45 | 4.0 | 4.5 | 3.1 | 3.9 | | |
| Octubre | 8.7 | 9.6 | 8.8 | 9.0 | 86 | 82 | 86 | 85 | 41 | 5.7 | 4.0 | 3.6 | 4.4 | 11.5 | 5.0 |
| Noviembre | 8.8 | 9.9 | 8.8 | 9.2 | 86 | 83 | 86 | 85 | 66 | 4.4 | 3.8 | 2.4 | 3.5 | 12.5 | 10.2 |
| Diciembre | 10.0 | 11.4 | 10.0 | 10.5 | 86 | 82 | 89 | 86 | 66 | 4.7 | 3.7 | 2.2 | 3.5 | 0.0 | 0.0 |
| Año | 9.1 | 10.2 | 9.3 | 9.5 | 88 | 87 | 89 | 88 | 41 | 5.0 | 4.7 | 3.6 | 4.4 | | |

| MESES | Evap. Verdunstung mm | Número de días con Zahl der Tage mit: AGUA CAÍDA Niederschlag ≥0.1 mm | >0.2 mm | ≥1.0 mm | Nieve Schnee ≥1.0 mm | Granizo Graupel | Temp. eléct. Gewitter | Rel. de calor Kord. Leucht. | Nebl. y cam. Nebel | Cielo desp. Heit. Himmel | Cielo nubl. Trüber Himmel | Frecuencia de los vientos Windverteilung: N | NNE | NE | ENE | E | ESE | SE | SSE | S | SSW | SW | WSW | W | WNW | NW | NNW |
|---|---|---|---|---|---|---|---|---|---|---|---|---|---|---|---|---|---|---|---|---|---|---|---|---|---|---|---|
| Enero | | 1 | 1 | — | — | | | | 6 | 18 | 1 | 6 | | 3 | | | | 1 | 1 | 2 | | 76 | | | | 1 |
| Febrero | | — | — | — | — | | | | 11 | 14 | 3 | 3 | | 6 | | 1 | 3 | | | 7 | 2 | 49 | | 7 | | 6 |
| Marzo | | 4 | 4 | 2 | — | | | | 16 | 8 | 9 | 13 | | 10 | | 1 | | 4 | | 4 | 1 | 37 | 1 | 6 | | 3 |
| Abril | | 9 | 9 | 9 | — | | | | 9 | 7 | 13 | 20 | 2 | 5 | | | | 6 | 1 | 5 | | 28 | | 4 | | 10 | 1 |
| Mayo | | 6 | 6 | 6 | — | 1 | | | 1 | 6 | 10 | 13 | 2 | 6 | | 1 | | 11 | | 10 | | 31 | | 3 | 1 | 6 | |
| Junio | | | | | — | | 2 | | 1 | 5 | 11 | 19 | 3 | 4 | 1 | | | 11 | 2 | 9 | | 16 | | 8 | 2 | 11 | 2 |
| Julio | | | | | — | | | | 6 | 10 | 13 | 19 | | 17 | | 1 | | 6 | 4 | 24 | | 15 | | 3 | 2 | 2 | |
| Agosto | | | | | — | | | | | 8 | 7 | 10 | 3 | 4 | | 3 | 1 | 12 | 5 | 9 | 3 | 23 | | | 4 | 10 | 3 |
| Septiembre | | | | | — | | | | | 13 | 7 | 10 | | 7 | | 1 | | 5 | 8 | 15 | 3 | 31 | | 5 | 1 | 4 | |
| Octubre | | 4 | 4 | 3 | — | | | | 7 | 7 | 4 | 6 | | 8 | | | | 7 | 1 | 7 | 3 | 30 | | 10 | | 13 | 1 |
| Noviembre | | 2 | 2 | 2 | — | | | | 6 | 12 | 4 | 6 | 1 | 1 | | | | | 3 | 25 | | 32 | | 15 | 1 | 6 | |
| Diciembre | | — | — | — | — | | | | 12 | 15 | 6 | 6 | | 3 | | 2 | | 1 | | | 28 | 26 | | 16 | 1 | 6 | 1 |
| Año | | | | | — | 1 | 2 | | 75 | 123 | 88 | 131 | 11 | 74 | | 10 | 4 | 64 | 25 | 117 | 40 | 394 | 1 | 77 | 12 | 78 | |

# CONCEPCIÓN

| MESES | Presión atmosférica reducida a 0° y a 45° lat. Luftdruck reduciert auf 0° und Normalschwere: Promedio mm Mittel. | Máxima mm Max. | Fecha Datum | Mínima mm Min. | Fecha Datum | Temperatura (°C) Temperatur: 7a | 2p | 9p | Media diaria Tages-Mittl. | Máxima media Mittl. Max. | Mínima media Mittl. Min. | Oscil. diaria Tägl. Schwank. | Máxima abs. Absol. Max. | Fecha Datum | Mínima abs. Absol. Min. | Fecha Datum |
|---|---|---|---|---|---|---|---|---|---|---|---|---|---|---|---|---|
| ro | 758.7 | 765.3 | 5 | 756.0 | 6, 23 | 15.3 | 23.1 | 16.6 | 17.9 | 23.8 | 11.0 | 12.8 | 30.2 | 13 | 8.0 | 18 |
| rero | 59.7 | 65.1 | 7 | 55.8 | 20 | 14.5 | 22.8 | 15.5 | 17.1 | 23.8 | 11.0 | 12.8 | 32.4 | 20 | 7.8 | 23 |
| zo | 59.2 | 67.3 | 26 | 52.2 | 1.° | 12.5 | 20.9 | 14.2 | 15.5 | 22.0 | 10.4 | 11.6 | 36.8 | 1.° | 3.2 | 30 |
| l | 59.9 | 67.2 | 30 | 52.8 | 25 | 10.5 | 17.7 | 12.5 | 13.3 | 19.1 | 9.0 | 10.1 | 26.5 | 9 | 3.2 | 4 |
| o | 60.8 | 71.9 | 24 | 51.0 | 22 | 8.3 | 14.8 | 9.9 | 10.7 | 16.2 | 6.8 | 9.4 | 23.8 | 20 | 0.2 | 26 |
| io | 62.5 | 73.2 | 30 | 54.0 | 8 | 8.2 | 13.2 | 9.2 | 10.0 | 15.1 | 6.8 | 8.3 | 19.8 | 2 | 0.0 | 29, 30 |
| o | 63.5 | 72.4 | 1.° | 57.7 | 4 | 5.9 | 12.7 | 7.8 | 8.6 | 15.7 | 4.7 | 11.0 | 23.8 | 17 | -2.0 | 1.°, 15 |
| sto | 62.5 | 70.1 | 27 | 52.9 | 13 | 6.7 | 13.9 | 8.7 | 9.5 | 16.4 | 5.1 | 11.3 | 25.2 | 31 | 0.5 | 30 |
| iembre | 62.0 | 67.7 | 19 | 55.2 | 21 | 8.3 | 16.9 | 10.0 | 11.3 | 19.6 | 6.0 | 13.6 | 26.8 | 7 | 1.2 | 29 |
| bre | 62.2 | 71.3 | 1.° | 57.0 | 21 | 11.7 | 17.2 | 11.8 | 13.1 | 19.6 | 7.4 | 12.2 | 29.0 | 3 | 3.0 | 31 |
| iembre | 62.5 | 69.5 | 5 | 56.5 | 30 | 13.0 | 19.0 | 12.6 | 14.3 | 21.4 | 8.0 | 13.4 | 29.5 | 29 | 3.0 | 5 |
| embre | 59.5 | 63.3 | 12 | 53.4 | 21 | 15.3 | 21.4 | 15.2 | 16.8 | 24.0 | 9.5 | 14.5 | 34.2 | 21 | 5.5 | 11, 12 |
| | 761.1 | 73.2 | 30-VI | 751.0 | 22-VI | 10.8 | 17.8 | 12.0 | 13.2 | 19.7 | 7.8 | 11.9 | 36.8 | 1.°-III | -2.0 | 1,15-VII |

| MESES | Humedad absoluta Absolute Feuchtigkeit: 7a mm | 2p mm | 9p mm | Promedio Mittel | Humedad relativa Relative Feuchtigkeit: 7a % | 2p % | 9p % | Promedio Mittel % | Mínima Min. % | Nebulosidad (0-10) Bewölkung: 7a | 2p | 9p | Promedio Mittel | Agua caída Niederschlag: Suma Summe mm | Máxima del día Tages-Max mm | Fecha de la medida Gemessen am |
|---|---|---|---|---|---|---|---|---|---|---|---|---|---|---|---|---|
| ro | 10.2 | 10.4 | 10.5 | 10.4 | 79 | 50 | 75 | 68 | 33 | 2.1 | 1.9 | 1.6 | 1.9 | 1.7 | 1.7 | 20 |
| rero | 9.3 | 10.1 | 10.3 | 9.9 | 76 | 50 | 79 | 68 | 22 | 2.8 | 2.4 | 1.6 | 2.3 | 12.2 | 12.2 | 7 |
| zo | 9.7 | 10.6 | 10.4 | 10.2 | 88 | 59 | 86 | 78 | 14 | 6.3 | 4.5 | 2.7 | 4.5 | 13.4 | 8.8 | 25 |
| l | 8.8 | 10.1 | 9.7 | 9.5 | 91 | 68 | 90 | 83 | 12 | 6.6 | 6.8 | 5.0 | 6.1 | 144.8 | 32.6 | 20 |
| o | 7.5 | 8.8 | 8.3 | 8.2 | 90 | 70 | 90 | 83 | 51 | 7.0 | 7.0 | 5.5 | 6.5 | 194.4 | 36.8 | 22 |
| io | 7.7 | 8.8 | 8.0 | 8.2 | 93 | 77 | 91 | 87 | 42 | 7.3 | 6.7 | 5.7 | 6.6 | 188.2 | 38.7 | 4 |
| o | 6.6 | 8.1 | 7.3 | 7.3 | 92 | 74 | 81 | 86 | 29 | 6.5 | 6.0 | 4.0 | 5.5 | 160.2 | 63.3 | 25 |
| sto | 6.6 | 8.0 | 7.3 | 7.3 | 89 | 70 | 76 | 82 | 8 | 5.0 | 5.2 | 4.7 | 5.0 | 181.5 | 42.0 | 3 |
| iembre | 7.1 | 8.4 | 7.8 | 7.8 | 87 | 59 | 84 | 77 | 32 | 4.5 | 3.9 | 2.8 | 3.7 | 53.9 | 52.1 | 30 |
| bre | 8.7 | 8.8 | 8.8 | 8.8 | 85 | 61 | 85 | 77 | 23 | 5.6 | 5.4 | 4.5 | 5.2 | 48.8 | 16.3 | 29 |
| iembre | 8.4 | 9.3 | 8.9 | 8.9 | 76 | 57 | 81 | 71 | 41 | 5.1 | 4.5 | 2.9 | 4.2 | 76.4 | 45.8 | 17 |
| embre | 9.9 | 10.5 | 10.4 | 10.3 | 77 | 56 | 79 | 71 | 36 | 4.4 | 3.6 | 2.9 | 3.6 | 26.7 | 13.6 | 23 |
| | 8.4 | 9.3 | 9.0 | 8.9 | 85 | 63 | 85 | 78 | 8 | 5.3 | 4.8 | 3.7 | 4.6 | 1102.2 | 63.3 | 25-VII |

| MESES | Evap. Verdunstung mm | Número de días con Zahl der Tage mit: Agua caída Niederschlag >0.1 mm | >0.2 mm | >1.0 mm | Nieve Schnee >1.0 mm | Granizo Grampel | Temp. eléct. Gewitter | Rel. de calor Kord. Leucht. | Nebl. y cam. Nebel | Cielo desp. Heit. Himmel | Cielo nubl. Trüber Himmel | Frecuencia de los vientos Windverteilung: N | NNE | NE | ENE | E | ESE | SE | SSE | S | SSW | SW | WSW | W | WNW | NW | NNW | C |
|---|---|---|---|---|---|---|---|---|---|---|---|---|---|---|---|---|---|---|---|---|---|---|---|---|---|---|---|---|
| ro | 179.2 | 1 | 1 | 1 | — | | | | | 21 | 2 | 9 | | | | | | | | 27 | 1 | 3 | | | 1 | 3 | | 49 |
| rero | 155.2 | 1 | 1 | 1 | — | | | | 1 | 18 | 2 | 7 | | | | | | | | 28 | 1 | 4 | 4 | | | 3 | | 40 |
| zo | 109.4 | 3 | 2 | 2 | — | | | | 4 | 9 | 5 | 9 | | | | | | | | 13 | 3 | 8 | | 1 | 1 | 2 | 2 | 54 |
| l | 60.8 | 10 | 10 | 10 | — | | 1 | | 1 | 6 | 10 | 21 | | | | | | | | 9 | 2 | 9 | | | | 4 | 2 | 43 |
| o | 34.6 | 18 | 18 | 17 | — | | | | | 4 | 16 | 25 | | | | | | | | 23 | | 7 | | | | 10 | | 28 |
| io | 23.9 | 15 | 15 | 15 | — | | | | | 4 | 15 | 24 | | | | | | | | 11 | | 10 | | | | 7 | | 38 |
| o | 36.3 | 8 | 8 | 8 | — | | | | 5 | 6 | 8 | 21 | | | | | | | | 16 | | 7 | | 2 | | 4 | 2 | 41 |
| sto | 48.6 | 13 | 13 | 13 | — | | | | | 9 | 9 | 25 | | | | | | | | 13 | | 2 | | 4 | 1 | 6 | 1 | 41 |
| iembre | 107.2 | 2 | 2 | 2 | — | | | | 1 | 11 | 4 | 13 | | | | | | | | 20 | | 1 | | 7 | | 6 | | 43 |
| bre | 99.4 | 8 | 8 | 8 | — | 1 | | | 1 | 8 | 6 | 18 | | 1 | | | | | | 18 | 1 | 5 | 4 | 3 | 2 | 5 | | 36 |
| iembre | 135.1 | 5 | 5 | 5 | — | | | | | 12 | 6 | 11 | | | | | | 1 | | 29 | 1 | 9 | | 9 | | | | 30 |
| embre | 167.5 | 5 | 5 | 4 | — | | | | | 14 | 5 | 6 | | 2 | | | | | | 32 | | 14 | 1 | 9 | | | | 29 |
| | 1157.2 | 89 | 88 | 86 | — | 1 | 1 | | 13 | 122 | 88 | 189 | | 3 | | | | 1 | | 239 | 9 | 79 | 9 | 35 | 5 | 50 | 7 | 472 |

# PUNTA LAVAPIÉ

| MESES | Presión atmosférica reducida a 0° y a 45° lat. Luftdruck reduciert auf 0° und Normalschwere | | | | | Temperatura (°C) Temperatur | | | | | | | | | |
|---|---|---|---|---|---|---|---|---|---|---|---|---|---|---|---|
| | Promedio mm Mittel. | Máxima mm Max. | Fecha Datum | Mínima mm Min. | Fecha Datum | 7 a | 2 p | 9 p | Media diaria Tages-Mittl. | Máxima media Mittl. Max. | Mínima media Mittl. Min. | Oscil. diaria Tägl. Schwank. | Máxima abs. Absol. Max. | Fecha Datum | Mínima abs. Absol. Min. |
| Enero | 756.7 | 763.3 | 5 | 753.9 | 6 | 16.0 | 18.4 | 16.6 | 16.9 | 20.1 | 14.2 | 59 | 27.6 | 13 | 11.0 |
| Febrero | 57.7 | 62.9 | 19 | 54.0 | 26 | 15.5 | 18.1 | 15.5 | 16.2 | 19.3 | 13.3 | 60 | 27.0 | 21 | 8.7 |
| Marzo | 56.5 | 64.4 | 26 | 50.7 | 1.° | 14.5 | 17.2 | 15.8 | 15.8 | 19.4 | 12.6 | 68 | 31.8 | 1.° | 10.4 |
| Abril | 57.3 | 63.1 | 29 | 50.0 | 25 | 12.3 | 14.3 | 12.9 | 13.1 | 15.1 | 11.1 | 40 | 18.8 | 8 | 8.8 |
| Mayo | 58.1 | 69.5 | 24 | 49.4 | 15 | 11.2 | 12.9 | 11.4 | 11.7 | 13.6 | 9.3 | 43 | 15.8 | 29 | 6.0 |
| Junio | 59.2 | 69.6 | 30 | 49.3 | 23 | 10.6 | 12.0 | 11.0 | 11.1 | 12.8 | 9.2 | 36 | 16.9 | 23 | 2.0 |
| Julio | 60.7 | 68.9 | 1.° | 54.2 | 20 | 9.5 | 11.9 | 10.2 | 10.4 | 12.8 | 7.9 | 49 | 20.9 | 17 | 5.3 |
| Agosto | 60.0 | 67.9 | 1.° | 49.3 | 13 | 9.5 | 11.6 | 10.0 | 10.3 | 12.4 | 8.0 | 44 | 17.0 | 30,31 | 6.0 |
| Septiembre | 59.6 | 66.2 | 30 | 52.2 | 21 | 10.4 | 13.5 | 11.3 | 11.6 | 14.2 | 9.2 | 50 | 20.2 | 7 | 6.9 |
| Octubre | 59.6 | 68.7 | 1.° | 52.5 | 4 | 12.2 | 14.2 | 12.2 | 12.7 | 15.2 | 10.7 | 45 | 22.8 | 3 | 8.0 |
| Noviembre | 59.9 | 66.4 | 5 | 55.0 | 30 | 13.1 | 15.5 | 12.5 | 13.4 | 17.3 | 10.4 | 69 | 24.8 | 8,10 | 8.6 |
| Diciembre | 57.8 | 65.6 | 5 | 52.6 | 21 | 15.1 | 17.7 | 14.5 | 15.5 | 18.3 | 12.4 | 59 | 27.0 | 21 | 10.0 |
| Año | 758.6 | 769.6 | 30-VI | 749.3 | 23-VI 13-VIII | 12.5 | 14.8 | 12.8 | 13.2 | 15.9 | 10.7 | 52 | 31.8 | 1.°-III | 2.0 |

| MESES | Humedad absoluta Absolute Feuchtigkeit | | | | Humedad relativa Relative Feuchtigkeit | | | | | Nebulosidad (0-10) Bewölkung | | | | Agua caída Niederschlag | |
|---|---|---|---|---|---|---|---|---|---|---|---|---|---|---|---|
| | 7 a mm | 2 p mm | 9 p mm | Promedio Mittel | 7 a % | 2 p % | 9 p % | Promedio Mittel % | Mínima Min. % | 7 a | 2 p | 9 p | Promedio Mittel | Suma Summe mm | Máxima del día Tages-Max mm |
| Enero | 10.9 | 12.3 | 11.5 | 11.5 | 81 | 79 | 81 | 80 | 41 | 2.2 | 2.2 | 1.4 | 1.9 | 0.2 | 0.2 |
| Febrero | 10.4 | 12.3 | 10.7 | 11.1 | 81 | 80 | 82 | 81 | 33 | 2.8 | 3.1 | 1.9 | 2.6 | 8.9 | 4.1 |
| Marzo | 10.6 | 12.2 | 11.5 | 11.4 | 87 | 84 | 86 | 86 | 31 | 5.1 | 4.5 | 3.5 | 4.4 | 12.7 | 5.2 |
| Abril | 9.5 | 10.7 | 9.8 | 10.0 | 90 | 88 | 80 | 89 | 61 | 6.5 | 6.0 | 4.9 | 5.8 | 94.4 | 24.6 |
| Mayo | 8.9 | 9.9 | 9.1 | 9.3 | 89 | 89 | 90 | 89 | 65 | 6.5 | 6.1 | 4.8 | 5.8 | 84.8 | 18.8 |
| Junio | 8.8 | 9.4 | 8.8 | 9.0 | 91 | 90 | 90 | 90 | 62 | 6.5 | 6.4 | 5.0 | 6.0 | 104.9 | 29.9 |
| Julio | 7.8 | 9.1 | 8.2 | 8.4 | 87 | 88 | 89 | 88 | 58 | 5.6 | 5.4 | 4.7 | 5.2 | 83.8 | 39.6 |
| Agosto | 8.0 | 8.9 | 8.0 | 8.3 | 90 | 87 | 88 | 88 | 58 | 6.2 | 6.2 | 4.4 | 5.6 | 85.7 | 16.6 |
| Septiembre | 8.1 | 9.6 | 8.6 | 8.8 | 87 | 84 | 87 | 86 | 59 | 5.8 | 4.3 | 3.0 | 4.4 | 11.9 | 7.4 |
| Octubre | 9.1 | 9.9 | 9.0 | 9.3 | 87 | 83 | 86 | 85 | 47 | 6.0 | 5.6 | 3.7 | 5.1 | 64.4 | 33.0 |
| Noviembre | 9.5 | 10.3 | 9.1 | 9.6 | 85 | 79 | 84 | 83 | 55 | 5.1 | 4.4 | 3.0 | 4.2 | 23.5 | 9.1 |
| Diciembre | 10.6 | 12.0 | 10.4 | 11.0 | 83 | 79 | 85 | 82 | 50 | 3.9 | 3.1 | 1.7 | 2.9 | 14.4 | 2.6 |
| Año | 9.4 | 10.6 | 9.6 | 9.8 | 87 | 84 | 86 | 86 | 31 | 5.2 | 4.8 | 3.5 | 4.5 | 589.6 | 39.6 |

| MESES | Evap. Verdunstung mm | Número de días con Zahl der Tage mit | | | | | | | | | Frecuencia de los vientos Windverteilung | | | | | | | | | | | | | | | |
|---|---|---|---|---|---|---|---|---|---|---|---|---|---|---|---|---|---|---|---|---|---|---|---|---|---|---|
| | | AGUA CAÍDA Niederschlag | | | Nieve Schnee | Granizo Graupel | Temp. eléct. Gewitter | Rel. de calor Kord. Leucht. | Nebl. y cam. Nebel | Cielo desp. Heit. Himmel | Cielo nubl. Trüber Himmel | N | NNE | NE | ENE | E | ESE | SE | SSE | S | SSW | SW | WSW | W | WNW | NW | NNW |
| | | ≥0.1 mm | ≥0.2 mm | ≥1.0 mm | ≥1.0 mm | | | | | | | | | | | | | | | | | | | | | |
| Enero | | 1 | — | — | — | | | | 2 | 22 | | 2 | | 1 | | | | | 4 | 18 | 16 | 37 | 1 | | 1 | 2 | 1 |
| Febrero | | 4 | 4 | 3 | — | | 1 | | 5 | 18 | 2 | 3 | 2 | 1 | | | 1 | 2 | 2 | 12 | 8 | 33 | | 1 | | 2 | |
| Marzo | | 5 | 5 | 5 | — | | | | 9 | 12 | 4 | 6 | 2 | 4 | 1 | | 1 | 3 | 1 | 10 | 3 | 27 | | | 3 | 4 | 1 |
| Abril | | 11 | 11 | 10 | — | | 1 | | 8 | 7 | 12 | 15 | 2 | 7 | | 1 | 2 | 2 | 1 | 7 | 5 | 14 | 2 | | 3 | 3 | |
| Mayo | | 15 | 15 | 14 | — | | | | 1 | 5 | 7 | 20 | 1 | 4 | 1 | | 2 | 2 | 5 | 3 | 5 | 25 | | 1 | | 4 | |
| Junio | | 20 | 19 | 17 | — | 1 | 1 | | 5 | 3 | 9 | 17 | 3 | 2 | | | | 2 | 5 | 1 | 4 | 19 | 3 | 2 | 3 | 9 | |
| Julio | | 8 | 8 | 6 | — | | | | 1 | 8 | 10 | 15 | 8 | | | | 1 | 1 | 5 | 10 | 10 | 17 | | | 3 | 3 | |
| Agosto | | 14 | 14 | 13 | — | 1 | | | 3 | 6 | 8 | 13 | 4 | 6 | | 2 | 3 | 3 | 3 | 4 | 5 | 19 | 2 | 1 | | 2 | |
| Septiembre | | 4 | 4 | 3 | — | | | | 2 | 10 | 6 | 13 | | 1 | | | 2 | 1 | 1 | 7 | 4 | 41 | 1 | | | 4 | |
| Octubre | | 10 | 10 | 10 | — | | | | 4 | 7 | 6 | 10 | 1 | 1 | | 1 | | | | | 7 | 42 | | | 2 | 3 | |
| Noviembre | | 6 | 6 | 4 | — | | | | 7 | 11 | 5 | 3 | 1 | | | | 1 | | | 2 | 23 | 30 | 1 | | 2 | 6 | |
| Diciembre | | 7 | 7 | 7 | — | | | | 4 | 18 | 3 | 4 | | 2 | | 1 | | 1 | | | 14 | 44 | | | | 2 | |
| Año | | 105 | 103 | 92 | — | 2 | 3 | | 51 | 127 | 72 | 121 | 24 | 29 | 2 | 5 | 13 | 17 | 27 | 74 | 104 | 348 | 10 | 5 | 17 | 44 | 3 |

# ANGOL

| MESES | Presión atmosférica reducida a 0° y a 45° lat. Luftdruck reduciert auf 0° und Normalschwere: Promedio mm Mittel. | Máxima mm Max. | Fecha Dafum | Mínima mm Min. | Fecha Datum | Temperatura (°C) Temperatur: 7a | 2p | 9p | Media diaria Tages-Mittl. | Máxima media Mittl. Max. | Mínima media Mittl. Min. | Oscil. diaria Tägl Schwank. | Máxima abs. Absol. Max. | Fecha Datum | Mínima abs. Absol. Min. | Fecha Datum |
|---|---|---|---|---|---|---|---|---|---|---|---|---|---|---|---|---|
| ro | | | | | | 16.7 | 27.9 | 18.1 | 20.2 | 29.4 | 12.7 | 16.7 | 36.0 | 14 | 7.0 | 2 |
| rero | | | | | | 14.8 | 26.4 | 17.2 | 18.9 | 27.8 | 11.4 | 16.4 | 34.8 | 23 | 7.0 | 14 |
| zo | | | | | | 13.4 | 25.9 | 16.9 | 18.3 | 27.4 | 10.7 | 16.7 | 36.1 | 19 | 1.1 | 29 |
| il | | | | | | 9.2 | 19.0 | 12.2 | 13.1 | 20.7 | 7.8 | 12.9 | 29.5 | 10 | 2.0 | 30 |
| yo | | | | | | 6.3 | 14.5 | 7.9 | 9.1 | 16.1 | 4.7 | 11.4 | 21.5 | 2 | -2.0 | 26 |
| io | | | | | | 5.5 | 12.0 | 7.0 | 7.9 | 13.7 | 4.4 | 9.3 | 20.0 | 2 | -2.0 | 30 |
| o | | | | | | 3.9 | 12.0 | 6.5 | 7.3 | 13.2 | 3.4 | 9.8 | 23.0 | 17 | -2.0 | 13 |
| sto | | | | | | 5.1 | 13.0 | 7.5 | 8.3 | 14.2 | 4.2 | 10.0 | 21.0 | 31 | 0.0 | 5, 17 |
| iembre | | | | | | 8.3 | 17.8 | 10.5 | 11.8 | 19.4 | 6.3 | 13.1 | 25.0 | 21 | 2.0 | 9, 21 |
| ubre | | | | | | 11.3 | 19.5 | 11.2 | 13.3 | 20.8 | 7.4 | 13.4 | 29.5 | 21 | 0.5 | 31 |
| iembre | | | | | | 12.8 | 20.8 | 12.3 | 14.5 | 22.0 | 8.1 | 13.9 | 31.5 | 30 | 3.0 | 1 |
| embre | | | | | | 15.7 | 25.9 | 16.4 | 18.6 | 27.3 | 10.6 | 16.7 | 35.0 | 31 | 2.5 | 12 |
| | | | | | | 10.3 | 19.6 | 12.0 | 13.5 | 21.0 | 7.7 | 13.3 | 36.1 | 19-III | -2.0 | varios |

| MESES | Humedad absoluta Absolute Feuchtigkeit: 7 a mm | 2 p mm | 9 p mm | Promedio Mittel | Humedad relativa Relative Feuchtigkeit: 7 a % | 2 p % | 9 p % | Promedio Mittel % | Mínima Min. % | Nebulosidad (0-10) Bewölkung: 7 a | 2 p | 9 p | Promedio Mittel | Agua caída Niederschlag: Suma Summe mm | Máxima del día Tages-Max. mm | Fecha de la medida Gemessen am |
|---|---|---|---|---|---|---|---|---|---|---|---|---|---|---|---|---|
| ro | | | | | | | | | | 0.9 | 1.3 | 0.6 | 0.9 | 3.6 | 3.6 | 20 |
| rero | | | | | | | | | | 2.6 | 2.3 | 0.9 | 1.9 | 9.7 | 9.2 | 28 |
| zo | | | | | | | | | | 3.4 | 3.4 | 1.6 | 2.8 | 14.7 | 11.3 | 25 |
| il | | | | | | | | | | 5.5 | 4.8 | 3.6 | 4.6 | 62.1 | 18.9 | 26 |
| yo | | | | | | | | | | 5.8 | 5.2 | 4.8 | 5.3 | 128.5 | 30.0 | 15 |
| io | | | | | | | | | | 6.0 | 5.5 | 5.5 | 5.6 | 172.2 | 44.9 | 26 |
| o | | | | | | | | | | 4.7 | 3.7 | 3.7 | 4.1 | 52.4 | 20.0 | 22 |
| sto | | | | | | | | | | 6.1 | 4.5 | 4.5 | 5.0 | 139.7 | 52.0 | 14 |
| iembre | | | | | | | | | | 4.1 | 2.6 | 1.3 | 2.7 | 28.0 | 28.0 | 30 |
| ubre | | | | | | | | | | 4.9 | 3.9 | 3.0 | 4.0 | 29.6 | 8.5 | 29 |
| iembre | | | | | | | | | | 3.9 | 3.8 | 2.7 | 3.5 | 24.0 | 15.5 | 4 |
| embre | | | | | | | | | | 2.5 | 3.7 | 2.1 | 2.8 | 6.2 | 3.2 | 11 |
| | | | | | | | | | | 4.2 | 3.7 | 2.9 | 3.6 | 670.7 | 52.0 | 14-VIII |

| MESES | Evap. Verdunstung: mm | Número de días con Zahl der Tage mit — AGUA CAÍDA Niederschlag: ≥ 0.1 mm | > 0.2 mm | ≥ 1.0 mm | Nieve Schnee: ≥ 1.0 mm | Granizo Graupel | Temp. eléct. Gewitter | Rel. de calor Kord. Leucht. | Nebl. y cam. Nebel | Cielo desp. Heit Himmel | Cielo nubl. Trüber Himmel | Frecuencia de los vientos Windverteilung: N | NNE | NE | ENE | E | ESE | SE | SSE | S | SSW | SW | WSW | W | WNW | NW | NNW | C |
|---|---|---|---|---|---|---|---|---|---|---|---|---|---|---|---|---|---|---|---|---|---|---|---|---|---|---|---|---|
| ro | | 1 | 1 | 1 | — | | 1 | | | 27 | 1 | 2 | | 1 | | 1 | | 2 | | 72 | | | | | | | | 15 |
| rero | | 3 | 2 | 2 | — | | 1 | | | 19 | 1 | 2 | | | | | | | | 56 | | | | 6 | | | | 23 |
| zo | | 3 | 2 | 2 | — | | 1 | | | 17 | 3 | 4 | | | | | | 1 | | 32 | | 1 | | | | | | 55 |
| il | | 7 | 7 | 6 | — | | 1 | | 2 | 11 | 9 | 15 | | | | 2 | | | | 17 | | | | 3 | | | | 53 |
| yo | | 9 | 9 | 9 | — | 1 | | | | 4 | 9 | 14 | | | | 2 | | | | 6 | | | | 1 | | | | 70 |
| io | | 14 | 14 | 14 | — | | | | 1 | 8 | 12 | 19 | | 3 | | 2 | | 1 | | 5 | | | | | | 1 | | 59 |
| o | | 5 | 5 | 5 | — | | | | 4 | 15 | 10 | 10 | | | | 1 | | | | 18 | | | | | | | | 64 |
| sto | | 8 | 8 | 8 | — | | | | 3 | 7 | 8 | 17 | | 1 | | | | | | 13 | | | | 1 | | | | 61 |
| iembre | | 1 | 1 | 1 | — | | | | | 15 | 1 | 4 | | | | | | | | 25 | | 2 | | | | 1 | | 58 |
| ubre | | 5 | 5 | 5 | — | 1 | | | | 12 | 7 | 10 | | 1 | | | | 1 | | 24 | | | | | | | | 57 |
| iembre | | 3 | 3 | 3 | — | | | | | 10 | 4 | 13 | | | | 4 | | 3 | | 40 | | | | 1 | | 1 | | 28 |
| embre | | 2 | 2 | 2 | — | | 1 | | | 16 | 2 | 5 | | | | | | | | 52 | | | | 1 | | | | 35 |
| | | 61 | 59 | 58 | — | 2 | 5 | | 10 | 161 | 67 | 115 | | 6 | | 12 | | 8 | | 360 | | 3 | | 13 | | 3 | | 578 |

## CONTULMO

| MESES | Presión atmosférica reducida a 0° y a 45° lat. Luftdruck reduciert auf 0° und Normalschwere: Promedio mm Mfttel. | Máxima mm Max. | Fecha Datum | Mínima mm Min. | Fecha Datum | Temperatura (°C) Temperatur: 7a | 2p | 9p | Media diaria Tages-Mitl. | Máxima media Mittl. Max. | Mínima media Mittl. Min. | Oscil. diaria Tägl. Schwank. | Máxima abs. Absol. Max. | Fecha Datum | Mínima abs. Absol. Min. |
|---|---|---|---|---|---|---|---|---|---|---|---|---|---|---|---|
| Enero | 758.4 | 763.8 | 5 | 755.1 | 6 | 14.8 | 24.5 | 13.3 | 16.5 | 26.5 | 9.6 | 16.9 | 32.8 | 13 | 5.0 |
| Febrero | 60.0 | 67.4 | 19 | 54.5 | 6 | 13.5 | 23.2 | 13.2 | 15.8 | 25.7 | 10.0 | 15.7 | 32.6 | 21 | 6.2 |
| Marzo | 58.1 | 65.9 | 26 | 53.6 | 2 | 12.2 | 24.1 | 12.6 | 15.4 | 25.8 | 9.6 | 16.2 | 35.0 | 16 | 3.6 |
| Abril | 58.9 | 65.5 | 29 | 50.5 | 25 | 10.4 | 18.5 | 11.3 | 12.9 | | | | | | |
| Mayo | 59.4 | 70.6 | 24 | 49.1 | 22 | 7.1 | 14.8 | 8.3 | 9.6 | | | | | | |
| Junio | 60.4 | 71.1 | 30 | 50.3 | 8 | 7.8 | 13.2 | 8.2 | 9.4 | | | | | | |
| Julio | 62.0 | 71.6 | 1.° | 51.5 | 4 | 5.3 | 13.7 | 7.0 | 8.2 | | | | | | |
| Agosto | 60.9 | 68.9 | 28 | 50.3 | 13 | 6.0 | 13.7 | 7.7 | 8.8 | | | | | | |
| Septiembre | 61.2 | 67.9 | 19 | 54.0 | 21 | 8.0 | 17.6 | 8.7 | 10.8 | | | | | | |
| Octubre | 61.9 | 70.1 | 1.° | 55.9 | 7 | 11.3 | 17.7 | 10.2 | 12.4 | | | | | | |
| Noviembre | 61.7 | 67.8 | 4 | 56.2 | 25 | 12.1 | 18.7 | 10.0 | 12.7 | | | | | | |
| Diciembre | 59.4 | 63.8 | 11 | 55.0 | 21 | 14.8 | 21.7 | 12.5 | 15.4 | | | | | | |
| Año | 760.2 | 771.6 | 1.°-VII | 749.1 | 22-V | 10.3 | 18.4 | 10.2 | 12.3 | | | | | | |

| MESES | Humedad absoluta Absolute Feuchtigkeit: 7a mm | 2p mm | 9p mm | Promedio Mittel | Humedad relativa Relative Feuchtigkeit: 7a % | 2p % | 9p % | Promedio Mittel % | Mínima Min. % | Nebulosidad (0-10) Bewölkung: 7a | 2p | 9p | Promedio Mittel | Agua caída Niederschlag: Suma Summe mm | Máxima del día Tages-Max mm |
|---|---|---|---|---|---|---|---|---|---|---|---|---|---|---|---|
| Enero | 9.9 | 12.6 | 10.1 | 10.9 | 80 | 56 | 88 | 75 | 24 | 2.5 | 2.2 | 2.5 | 2.4 | 9.4 | 6.9 |
| Febrero | 9.3 | 11.0 | 10.1 | 10.1 | 81 | 53 | 89 | 74 | 18 | 3.3 | 3.4 | 2.9 | 3.2 | 47.1 | 16.3 |
| Marzo | 9.1 | 11.4 | 9.9 | 10.1 | 86 | 52 | 91 | 76 | 27 | 4.9 | 3.8 | 3.3 | 4.0 | 53.7 | 27.6 |
| Abril | 8.2 | 10.2 | 8.8 | 9.1 | 86 | 65 | 87 | 79 | 31 | 6.3 | 5.6 | 5.4 | 5.8 | 163.6 | 40.8 |
| Mayo | 6.8 | 8.6 | 7.5 | 7.6 | 89 | 69 | 91 | 83 | 46 | 5.2 | 6.5 | 5.6 | 5.8 | 198.1 | 44.0 |
| Junio | 7.1 | 8.2 | 7.1 | 7.5 | 88 | 71 | 86 | 82 | 41 | 6.7 | 6.7 | 5.9 | 6.4 | 278.6 | 34.9 |
| Julio | 5.9 | 7.4 | 6.6 | 6.6 | 87 | 65 | 88 | 80 | 31 | 4.5 | 4.9 | 4.4 | 4.6 | 227.1 | 110.6 |
| Agosto | 6.2 | 7.2 | 6.7 | 6.7 | 87 | 62 | 86 | 78 | 16 | 5.7 | 6.1 | 5.0 | 5.6 | 154.7 | 53.6 |
| Septiembre | 6.4 | 8.1 | 7.0 | 7.2 | 81 | 55 | 84 | 73 | 24 | 5.1 | 4.4 | 4.3 | 4.6 | 29.0 | 25.8 |
| Octubre | 8.0 | 9.0 | 8.1 | 8.4 | 81 | 60 | 87 | 76 | 30 | 5.4 | 6.0 | 5.3 | 5.6 | 100.9 | 23.5 |
| Noviembre | 7.8 | 9.1 | 8.0 | 8.3 | 75 | 57 | 86 | 73 | 36 | 5.2 | 4.4 | 3.5 | 4.4 | 94.6 | 18.3 |
| Diciembre | 9.6 | 11.2 | 9.4 | 10.1 | 77 | 58 | 87 | 74 | 44 | 4.2 | 3.2 | 2.7 | | 46.0 | 11.8 |
| Año | 7.9 | 9.5 | 8.3 | 8.6 | 83 | 60 | 88 | 77 | 16 | 4.9 | 4.8 | 4.3 | 4.6 | 1402.8 | 110.6 |

| MESES | Evap. Verdunstung mm | Número de días con Zahl der Tage mit: AGUA CAÍDA Niederschlag ≥0.1 mm | AGUA CAÍDA Niederschlag >0.2 mm | AGUA CAÍDA Niederschlag ≥1.0 mm | Nieve Schnee ≥1.0 cm | Granizo Graupel | Temp. eléct. Gewitter | Rel. de calor Kord. Leucht. | Nebl. y cam. Nebel | Cielo desp. Heit. Himmel | Cielo nubl. Trüber Himmel | Frecuencia de los vientos Windverteilung: N | NNE | NE | ENE | E | ESE | SE | SSE | S | SSW | SW | WSW | W | WNW | NW | NNW |
|---|---|---|---|---|---|---|---|---|---|---|---|---|---|---|---|---|---|---|---|---|---|---|---|---|---|---|---|
| Enero | | 4 | 4 | 2 | — | | | | | 18 | 1 | | | | | | | 2 | | 47 | | 8 | | 10 | | 18 | |
| Febrero | | 7 | 7 | 4 | — | | 1 | | | 12 | 4 | 1 | | | | 1 | | 3 | | 45 | | 9 | | 12 | | 15 | |
| Marzo | | 6 | 6 | 6 | — | | | | | 13 | 5 | | | | | | | 3 | | 39 | | 22 | | 19 | | 10 | |
| Abril | | 12 | 11 | 10 | — | | | | | 7 | 11 | | | | | 4 | | 4 | | 28 | | 9 | | 21 | | 22 | |
| Mayo | | 19 | 18 | 16 | — | 1 | | | | 5 | 8 | | | | | | | 9 | | 28 | | 8 | | 17 | | 31 | |
| Junio | | 24 | 24 | 23 | — | 4 | 1 | | | 3 | 12 | 1 | | | | 3 | | 10 | | 13 | | 8 | | 21 | | 34 | |
| Julio | | 14 | 13 | 9 | — | | | | 1 | 12 | 6 | | | | | 8 | | 29 | | 15 | | 12 | | 10 | | 19 | |
| Agosto | | 18 | 17 | 14 | — | | 1 | | | 5 | 9 | 2 | | 3 | | 1 | | 3 | | 26 | | 9 | | 23 | | 26 | |
| Septiembre | | 5 | 5 | 2 | — | | 1 | | 1 | 10 | 6 | 1 | | | | | | 11 | | 29 | | 9 | | 16 | | 24 | |
| Octubre | | 13 | 13 | 12 | — | 2 | 1 | | | 6 | 10 | 5 | | | | 4 | | 1 | | 26 | | 13 | | 13 | | 31 | |
| Noviembre | | 10 | 9 | 9 | — | | | | | 9 | 8 | | | | | 3 | | 5 | | 42 | | 9 | | 16 | | 15 | |
| Diciembre | | 8 | 8 | 7 | — | | | | | 15 | 3 | | | 3 | | 1 | | 16 | | 36 | | 5 | | 18 | | 14 | |
| Año | | 140 | 135 | 114 | — | 7 | 5 | | 2 | 115 | 83 | 10 | | 6 | | 25 | | 96 | | 374 | | 121 | | 196 | | 259 | |

# TRAIGUÉN

| MESES | Presión atmosférica reducida a 0° y a 45° lat. Luftdruck reduciert auf 0° und Normalschwere | | | | | Temperatura (°C) Temperatur | | | | | | | | | | |
|---|---|---|---|---|---|---|---|---|---|---|---|---|---|---|---|---|
| | Promedio mm Mittel. | Máxima mm Max. | Fecha Dafum | Mínima mm Min. | Fecha Datum | 7a | 2p | 9p | Media diaria Tages-Mittl. | Máxima media Mittl. Max. | Mínima media Mittl. Min. | Oscil. diaria Tägl Schwank. | Máxima abs. Absol. Max. | Fecha Datum | Mínima abs. Absol. Min. | Fecha Damtu |
| ro | | | | | | 14.0 | 23.7 | 15.5 | 17.2 | | | | | | | |
| ero | | | | | | 13.3 | 23.1 | 15.5 | 16.9 | | | | | | | |
| zo | | | | | | 12.9 | 22.3 | 16.1 | 16.9 | | | | | | | |
| l | | | | | | 10.4 | 15.1 | 12.4 | 12.6 | | | | | | | |
| o | | | | | | 6.3 | 11.9 | 8.1 | 8.6 | | | | | | | |
| io | | | | | | 6.4 | 11.0 | 7.2 | 8.0 | | | | | | | |
| o | | | | | | 4.2 | 9.9 | 6.5 | 6.8 | | | | | | | |
| sto | | | | | | 5.3 | 11.0 | 7.0 | 7.6 | | | | | | | |
| iembre | | | | | | 6.1 | 15.8 | 9.7 | 10.3 | | | | | | | |
| bre | | | | | | 10.0 | 17.6 | 10.9 | 12.3 | | | | | | | |
| iembre | | | | | | 10.9 | 17.7 | 10.9 | 12.6 | | | | | | | |
| embre | | | | | | 14.1 | 23.3 | 13.7 | 16.2 | | | | | | | |
| | | | | | | 9.5 | 16.9 | 11.1 | 12.2 | | | | | | | |

| MESES | Humedad absoluta Absolute Feuchtigkeit | | | | Humedad relativa Relative Feuchtigkeit | | | | | Nebulosidad (0-10) Bewölkung | | | | Agua caída Niederschlag | | |
|---|---|---|---|---|---|---|---|---|---|---|---|---|---|---|---|---|
| | 7 a mm | 2 p mm | 9 p mm | Promedio Mittel | 7 a % | 2 p % | 9 p % | Promedio Mittel % | Mínima Min. % | 7 a | 2 p | 9 p | Promedio Mittel | Suma Summe mm | Máxima del día Tages-Max. mm | Fecha de la medida Gemessen am |
| ro | | | | | | | | | | 2.4 | 2.0 | 1.8 | 2.1 | 8.1 | 8.1 | 20 |
| ero | | | | | | | | | | 3.8 | 2.4 | 2.6 | 3.0 | 13.5 | 10.3 | 28 |
| zo | | | | | | | | | | 4.6 | 2.8 | 2.4 | 3.3 | 57.3 | 24.5 | 14 |
| l | | | | | | | | | | 7.1 | 5.8 | 5.4 | 6.1 | 121.9 | 45.8 | 26 |
| o | | | | | | | | | | 8.6 | 5.8 | 5.6 | 6.7 | 153.5 | 32.7 | 15 |
| io | | | | | | | | | | 9.6 | 7.2 | 6.8 | 7.9 | 148.9 | 33.6 | 25 |
| o | | | | | | | | | | 6.5 | 5.7 | 4.7 | 5.6 | 83.7 | 35.8 | 25 |
| sto | | | | | | | | | | 6.7 | 5.8 | 5.4 | 6.0 | 113.8 | 30.5 | 3 |
| iembre | | | | | | | | | | 6.2 | 4.8 | 4.0 | 5.0 | 18.2 | 16.0 | 30 |
| bre | | | | | | | | | | 5.3 | 5.3 | 4.4 | 5.0 | 43.1 | 7.7 | 8 |
| iembre | | | | | | | | | | 4.9 | 4.3 | 3.0 | 4.1 | 46.2 | 23.1 | 18 |
| embre | | | | | | | | | | 3.5 | 2.0 | 1.3 | 2.3 | 4.2 | 4.2 | 30 |
| | | | | | | | | | | 5.8 | 4.5 | 4.0 | 4.8 | 812.4 | 45.8 | 26-V |

| MESES | Evap. Verdunstung mm | Número de días con Zahl der Tage mit | | | | | | | | | Frecuencia de los vientos Windverteilung | | | | | | | | | | | | | | | |
|---|---|---|---|---|---|---|---|---|---|---|---|---|---|---|---|---|---|---|---|---|---|---|---|---|---|---|
| | | AGUA CAÍDA Niederschlag | | | Nieve Schnee | Granizo Graupel | Temp. eléct. Gewitter | Rel. de calor Kord. Leucht. | Nebl. y cam. Nebel | Cielo desp. Heit Himmel | Cielo nubl. Trüber Himmel | N | NNE | NE | ENE | E | ESE | SE | SSE | S | SSW | SW | WSW | W | WNW | NW | NNW | C |
| | | ≥0.1 mm | >0.2 mm | ≥1.0 mm | ≥1.0 mm | | | | | | | | | | | | | | | | | | | | | |
| ro | | 1 | 1 | 1 | — | | | | | 19 | 2 | 3 | | | | | | | | 90 | | | | | | |
| ero | | 4 | 4 | 3 | — | | 1 | | | 15 | 3 | 7 | | | | | | | | 80 | | | | | | |
| zo | | 4 | 4 | 4 | — | | | | | 17 | 5 | 32 | | | | | | | | 29 | | 10 | 4 | | | 18 |
| l | | 8 | 8 | 8 | — | | 1 | | 6 | 9 | 16 | 48 | | | | | | | | | | 35 | | | | 7 |
| o | | 15 | 15 | 15 | — | | | | 8 | 3 | 14 | 37 | | | | | | | | | | 47 | | 2 | | 7 |
| io | | 14 | 14 | 14 | — | | | | 4 | | 20 | 18 | | | | | | | | | | 65 | | 3 | 1 | 3 |
| o | | 8 | 8 | 6 | — | | | | 7 | 10 | 14 | 53 | | | | | | | | | | 34 | | | | 6 |
| sto | | 14 | 14 | 14 | — | | | | 3 | 8 | 14 | 28 | | | | | | | | | | 64 | | 1 | | |
| iembre | | 3 | 3 | 2 | — | | | | 1 | 7 | 10 | 65 | | | | | | | | 2 | | 22 | | | | 1 |
| bre | | 7 | 7 | 6 | — | | | | | 11 | 12 | 47 | | | | | | | | | | 44 | | 1 | | 1 |
| iembre | | 7 | 7 | 7 | — | | | | | 13 | 8 | 53 | | | | | | | | | | 35 | | 2 | | |
| embre | | 1 | 1 | 1 | — | | | | | 15 | 1 | 78 | | | | | | | | | | 13 | | | | 2 |
| | | 86 | 86 | 81 | — | | 2 | | 29 | 127 | 119 | 469 | | | | | | | | 201 | | 369 | 4 | 9 | 1 | · | 45 |

# MOCHA W

## Presión atmosférica reducida a 0° y a 45° lat. / Luftdruck reduciert auf 0° und Normalschwere

| MESES | Promedio mm Mittel. | Máxima mm Max | Fecha Datum | Mínima mm Min. | Fecha Datum |
|---|---|---|---|---|---|
| Enero | 761.0 | 767.2 | 5 | 757.3 | 19 |
| Febrero | 61.8 | 68.7 | 19 | 53.9 | 6 |
| Marzo | 60.5 | 69.0 | 26 | 55.7 | 10 |
| Abril | 60.6 | 68.1 | 8 | 50.8 | 25 |
| Mayo | 61.2 | 74.2 | 24 | 48.4 | 22 |
| Junio | 61.8 | 74.2 | 30 | 50.1 | 8 |
| Julio | 63.9 | 70.7 | 1.° | 54.9 | 20 |
| Agosto | 63.0 | 72.4 | 27 | 51.3 | 13 |
| Septiembre | 63.6 | 70.5 | 19 | 54.7 | 29 |
| Octubre | 63.5 | 73.1 | 1.° | 57.4 | 7 |
| Noviembre | 63.9 | 70.2 | 4 | 57.7 | 25 |
| Diciembre | 61.6 | 66.0 | 5, 19 | 57.1 | 22 |
| Año | 762.2 | 774.2 | 24-V-30-VI | 748.4 | 22-V |

## Temperatura (°C) / Temperatur

| MESES | 7a | 2p | 9p | Media diaria Tages-Mittl. | Máxima media Mittl. Max. | Mínima media Mittl. Min. | Oscil. diaria Tägl Schwank. | Máxima abs. Absol. Max. | Fecha Datum | Mínima abs. Absol. Min. |
|---|---|---|---|---|---|---|---|---|---|---|
| Enero | 14.6 | 16.2 | 14.8 | 15.1 | 17.5 | 11.6 | 5.9 | 21.8 | 24 | 9.2 |
| Febrero | 14.2 | 15.5 | 14.4 | 14.6 | 16.5 | 11.5 | 5.0 | 19.0 | 15 | 10.0 |
| Marzo | 13.7 | 15.1 | 14.2 | 14.3 | 16.3 | 11.2 | 5.1 | 19.1 | 11 | 7.8 |
| Abril | 12.1 | 12.9 | 12.5 | 12.5 | 15.0 | 8.9 | 6.1 | 18.0 | 14 | 4.5 |
| Mayo | 10.6 | 12.1 | 10.4 | 10.9 | 14.1 | 7.4 | 6.7 | 16.2 | 29 | 3.0 |
| Junio | 10.7 | 11.7 | 10.6 | 10.9 | 14.0 | 8.0 | 6.0 | 16.0 | 4, 28 | 2.0 |
| Julio | 10.0 | 10.7 | 10.2 | 10.3 | 14.4 | 7.5 | 6.9 | 21.0 | 17 | 0.2 |
| Agosto | 9.4 | 10.6 | 9.9 | 10.0 | 14.1 | 7.0 | 7.1 | 20.0 | 7 | 0.4 |
| Septiembre | 10.6 | 11.9 | 11.0 | 11.1 | 13.6 | 8.7 | 4.9 | 17.1 | 28 | 6.0 |
| Octubre | 11.7 | 12.8 | 11.7 | 12.0 | 14.4 | 9.0 | 5.4 | 16.3 | 4 | 5.2 |
| Noviembre | 12.5 | 13.4 | 12.9 | 12.9 | 14.6 | 9.6 | 5.0 | 17.2 | 24 | 6.5 |
| Diciembre | 15.1 | 16.2 | 15.2 | 15.4 | 17.3 | 11.3 | 6.0 | 19.8 | 18 | 7.2 |
| Año | 12.3 | 13.3 | 12.3 | 12.5 | 15.1 | 9.3 | 5.8 | 21.8 | 24-I | 0.2 |

## Humedad absoluta / Absolute Feuchtigkeit

| MESES | 7a mm | 2p mm | 9p mm | Promedio Mittel |
|---|---|---|---|---|
| Enero | 10.4 | 11.1 | 10.3 | 10.6 |
| Febrero | 9.9 | 10.8 | 10.1 | 10.3 |
| Marzo | 9.7 | 10.5 | 9.8 | 10.0 |
| Abril | 9.1 | 9.5 | 9.2 | 9.3 |
| Mayo | 8.0 | 8.7 | 8.1 | 8.3 |
| Junio | 7.9 | 8.3 | 7.9 | 8.0 |
| Julio | 7.8 | 8.2 | 8.0 | 8.0 |
| Agosto | 7.6 | 7.9 | 7.9 | 7.8 |
| Septiembre | 8.2 | 8.7 | 8.4 | 8.4 |
| Octubre | 9.1 | 9.3 | 9.2 | 9.2 |
| Noviembre | 9.1 | 9.5 | 9.5 | 9.4 |
| Diciembre | 11.0 | 11.2 | 10.7 | 11.0 |
| Año | 9.0 | 9.5 | 9.1 | 9.2 |

## Humedad relativa / Relative Feuchtigkeit

| MESES | 7a % | 2p % | 9p % | Promedio Mittel % | Mínima Min. % |
|---|---|---|---|---|---|
| Enero | 84 | 81 | 83 | 83 | 60 |
| Febrero | 82 | 82 | 83 | 82 | 66 |
| Marzo | 83 | 82 | 82 | 82 | 56 |
| Abril | 86 | 85 | 84 | 85 | 64 |
| Mayo | 84 | 82 | 86 | 84 | 56 |
| Junio | 82 | 81 | 82 | 82 | 50 |
| Julio | 85 | 85 | 86 | 85 | 36 |
| Agosto | 86 | 83 | 86 | 85 | 57 |
| Septiembre | 86 | 84 | 86 | 85 | 46 |
| Octubre | 89 | 85 | 90 | 88 | 64 |
| Noviembre | 84 | 83 | 86 | 84 | 67 |
| Diciembre | 86 | 82 | 83 | 84 | 59 |
| Año | 85 | 83 | 85 | 84 | 36 |

## Nebulosidad (0-10) / Bewölkuug

| MESES | 7a | 2p | 9p | Promedio Mittel |
|---|---|---|---|---|
| Enero | 4.3 | 4.0 | 3.6 | 4.0 |
| Febrero | 7.1 | 4.6 | 5.0 | 5.6 |
| Marzo | 7.0 | 5.9 | 6.4 | 6.4 |
| Abril | 7.6 | 6.3 | 6.7 | 6.9 |
| Mayo | 7.9 | 7.3 | 6.1 | 7.1 |
| Junio | 8.4 | 7.7 | 6.3 | 7.5 |
| Julio | 8.2 | 7.0 | 6.2 | 7.1 |
| Agosto | 7.3 | 5.9 | 5.5 | 6.2 |
| Septiembre | 5.2 | 4.8 | 5.8 | 5.3 |
| Octubre | 6.6 | 6.6 | 5.8 | 6.3 |
| Noviembre | 6.4 | 4.4 | 4.5 | 5.1 |
| Diciembre | 6.4 | 5.1 | 5.1 | 5.5 |
| Año | 6.7 | 5.8 | 5.6 | 6.0 |

## Agua caída / Niederschlag

| MESES | Suma Summe mm | Máxima del día Tages-Max. mm |
|---|---|---|
| Enero | 8.1 | 2.0 |
| Febrero | 15.2 | 4.9 |
| Marzo | 33.0 | 13.3 |
| Abril | 116.2 | 25.0 |
| Mayo | 142.7 | 46.2 |
| Junio | 118.8 | 12.9 |
| Julio | 116.4 | 26.6 |
| Agosto | 92.5 | 14.2 |
| Septiembre | 8.7 | 3.2 |
| Octubre | 72.7 | 19.2 |
| Noviembre | 52.9 | 15.2 |
| Diciembre | 29.0 | 7.2 |
| Año | 806.2 | 46.2 |

## Evap. / Verdunstung

| MESES | mm |
|---|---|
| Enero | |
| Febrero | |
| Marzo | |
| Abril | |
| Mayo | |
| Junio | |
| Julio | |
| Agosto | |
| Septiembre | |
| Octubre | |
| Noviembre | |
| Diciembre | |
| Año | |

## Número de días con / Zahl der Tage mit

| MESES | Agua caída Niederschlag ≥0.1 mm | ≥0.2 mm | ≥1.0 mm | Nieve Schnee ≥1.0 mm | Granizo Graupel | Temp. eléct. Gewitter | Rel. de calor Kord. Leucht. | Nebl. y cam. Nebel | Cielo desp. Heit. Himmel | Cielo nubl. Trüber Himmel |
|---|---|---|---|---|---|---|---|---|---|---|
| Enero | 6 | 6 | 4 | — | | | | 4 | 12 | 8 |
| Febrero | 10 | 10 | 4 | — | | | | 4 | 7 | 12 |
| Marzo | 7 | 7 | 5 | — | | | | 9 | 4 | 13 |
| Abril | 13 | 13 | 10 | — | | 3 | | 6 | 5 | 17 |
| Mayo | 18 | 17 | 16 | — | 1 | 1 | | | 4 | 15 |
| Junio | 25 | 24 | 21 | — | | 3 | 1 | 7 | 1 | 14 |
| Julio | 12 | 11 | 11 | — | | | | 5 | 4 | 17 |
| Agosto | 18 | 18 | 14 | — | | 1 | | 5 | 5 | 11 |
| Septiembre | 7 | 7 | 2 | — | | | | 2 | 7 | 9 |
| Octubre | 13 | 12 | 9 | — | | 2 | | 5 | 4 | 10 |
| Noviembre | 9 | 7 | 5 | — | | | | 2 | 7 | 9 |
| Diciembre | 8 | 8 | 6 | — | | | | 10 | 5 | 10 |
| Año | 146 | 140 | 107 | — | 1 | 10 | 1 | 59 | 65 | 145 |

## Frecuencia de los vientos / Windverteilung

| MESES | N | NNE | NE | ENE | E | ESE | SE | SSE | S | SSW | SW | WSW | W | WNW | NW | NNW |
|---|---|---|---|---|---|---|---|---|---|---|---|---|---|---|---|---|
| Enero | 5 | | | | | | 8 | | 68 | | 1 | | 6 | | | 12 |
| Febrero | 17 | | | | | | 11 | | 44 | | 8 | | | | | 7 |
| Marzo | 15 | | 5 | 1 | | | 8 | 3 | 49 | | 5 | | 4 | | | 2 |
| Abril | 38 | 2 | 6 | | | | 1 | | 33 | | 2 | | 2 | | | 6 |
| Mayo | 35 | | 6 | | 4 | | 3 | | 28 | | 6 | | 4 | | | 7 |
| Junio | 34 | | 4 | | 2 | | 3 | | 20 | | 10 | 1 | 9 | | | 7 |
| Julio | 30 | | 7 | | 1 | | 7 | | 33 | | 5 | | 3 | | | 7 |
| Agosto | 27 | | 7 | | 1 | | 1 | | 32 | | 6 | | 7 | | | 12 |
| Septiembre | 15 | 1 | | | | | 5 | | 55 | 1 | 5 | | 3 | | | 5 |
| Octubre | 20 | | 1 | | | | 2 | 2 | 28 | 4 | 6 | 3 | 7 | 5 | | 12 |
| Noviembre | 12 | 1 | | | 1 | | | 3 | 50 | 4 | 6 | 2 | 1 | 1 | | 9 |
| Diciembre | 11 | | 2 | | | | 1 | 5 | 56 | 4 | 7 | 1 | | | | 3 |
| Año | 259 | 4 | 38 | 1 | 9 | | 50 | 13 | 496 | 13 | 67 | 7 | 46 | 6 | | 79 |

# TEMUCO

| MESES | Presión atmosférica reducida a 0° y a 45° lat. Luftdruck reduciert auf 0° und Normalschwere | | | | | Temperatura (°C) Temperatur | | | | | | | | | | |
|---|---|---|---|---|---|---|---|---|---|---|---|---|---|---|---|---|
| | Promedio mm Mittel. | Máxima mm Max. | Fecha Datum | Mínima mm Min. | Fecha Datum | 7a | 2p | 9p | Media diaria Tages-Mittl. | Máxima mediä Mittl. Max. | Mínima media Mittl. Min. | Oscil. diaria Tägl. Schwank. | Máxima abs. Absol. Max. | Fecha Datum | Mínima abs. Absol. Min. | Fecha Datum |
| ero | 751.8 | 756.9 | 5 | 747.8 | 19 | 17.8 | 22.8 | 14.6 | 17.5 | | | | | | | |
| brero | 52.5 | 59.3 | 19 | 47.3 | 26 | 16.4 | 20.8 | 14.1 | 16.4 | | | | | | | |
| rzo | 51.7 | 61.6 | 26 | 45.8 | 2 | 13 3 | 20.5 | 13.8 | 15.4 | | | | | | | |
| il | 52.5 | 60.4 | 3 | 43.3 | 25 | 9.7 | 15.0 | 11.0 | 11.6 | | | | | | | |
| yo | 53.5 | 65.8 | 24 | 41.8 | 15 | 8.1 | 10.8 | 9.4 | 9.4 | | | | | | | |
| io | 53.9 | 66.1 | 30 | 43.3 | 8 | 8.0 | 9.9 | 8.5 | 8.7 | | | | | | | |
| o | 55.9 | 65.1 | 1.° | 47.7 | 4 | 4.6 | 8.3 | 5.7 | 6.1 | | | | | | | |
| sto | 54.9 | 64.1 | 28 | 44.4 | 13 | 5.4 | 10.0 | 6.3 | 7.0 | | | | | | | |
| tiembre | 54.7 | 60.6 | 19 | 46.4 | 21 | 8.4 | 13.8 | 7.2 | 9.1 | | | | | | | |
| ubre | 54.6 | 64.4 | 1.° | 48.3 | 7 | 10.0 | 14.5 | 8.5 | 10.4 | | | | | | | |
| iembre | 55.2 | 61.7 | 7 | 48.1 | 25 | 10.8 | 14.4 | 9.8 | 11.2 | | | | | | | |
| iembre | 52.6 | 57.8 | 19 | 47.9 | 21 | 14.6 | 20.5 | 12.4 | 15.0 | | | | | | | |
| o | 753.6 | 766.1 | 30-VI | 741.8 | 15-V | 10.6 | 15.1 | 10.1 | 11.5 | | | | | | | |

| MESES | Humedad absoluta Absolute Feuchtigkeit | | | | Humedad relativa Relative Feuchtigkeit | | | | | Nebulosidad (0-10) Bewölkung | | | | Agua caída Niederschlag | | |
|---|---|---|---|---|---|---|---|---|---|---|---|---|---|---|---|---|
| | 7a mm | 2p mm | 9p mm | Promedio Mittel | 7a % | 2p % | 9p % | Promedio Mittel % | Mínima Min. % | 7a | 2p | 9p | Promedio Mittel | Suma Summe mm | Máxima del día Tages-Max mm | Fecha de la medida Gemessen am |
| ero | 9.9 | 10.8 | 9.5 | 10.1 | 65 | 53 | 77 | 65 | 33 | 3.0 | 2.3 | 3.7 | 3.0 | 3.0 | 3.0 | 19 |
| brero | 9.8 | 10.0 | 9.6 | 9.8 | 70 | 56 | 81 | 69 | 33 | 4.3 | 4.2 | 3.1 | 3.9 | 26.1 | 13.0 | 9 |
| rzo | 9.1 | 9.9 | 9.3 | 9.4 | 80 | 57 | 78 | 72 | 30 | 5.3 | 3.9 | 3.3 | 4.2 | 49.5 | 20.4 | 25 |
| il | 8.1 | 9.3 | 8.4 | 8.6 | 87 | 74 | 84 | 82 | 39 | 6.5 | 5.1 | 5.9 | 5.8 | 129.4 | 27.3 | 26 |
| yo | 7.4 | 8.5 | 8.0 | 8.0 | 91 | 87 | 90 | 89 | 59 | 7.0 | 6.4 | 5.5 | 6.3 | 113.3 | 29.0 | 7 |
| io | 7.2 | 8.0 | 7.5 | 7.6 | 90 | 86 | 88 | 88 | 70 | 8.3 | 7.0 | 7.5 | 7.6 | 174.3 | 23.0 | 8 |
| o | 5.9 | 7.0 | 6.4 | 6.4 | 94 | 85 | 92 | 90 | 62 | 6.7 | 5.7 | 6.0 | 6.1 | 110.0 | 58.3 | 25 |
| sto | 6.3 | 7.2 | 6.6 | 6.7 | 93 | 78 | 91 | 87 | 43 | 6.0 | 6.1 | 5.3 | 5.7 | 91.5 | 18.2 | 22 |
| tiembre | 7.4 | 8.1 | 7.0 | 7.5 | 90 | 70 | 91 | 83 | 25 | 5.6 | 4.9 | 3.1 | 4.5 | 10.0 | 7.1 | 25 |
| ubre | 8.2 | 9.0 | 7.8 | 8.3 | 88 | 73 | 93 | 85 | 47 | 6.2 | 5.6 | 5.4 | 5.8 | 94.9 | 22.5 | 11 |
| iembre | 8.3 | 9.1 | 8.0 | 8.5 | 86 | 75 | 88 | 83 | 49 | 5.4 | 5.0 | 4.3 | 4.9 | 82.3 | 17.4 | 19 |
| iembre | 10.2 | 10.6 | 9.2 | 10.0 | 82 | 59 | 85 | 75 | 42 | 4.7 | 2.5 | 2.3 | 3.2 | 29.3 | 12.1 | 5 |
| o | 8.1 | 9.0 | 8.1 | 8.4 | 85 | 71 | 86 | 81 | 25 | 5.8 | 4.9 | 4.6 | 5.1 | 913.6 | 58.3 | 25-VII |

| MESES | Evap. Verdunstung mm | Número de días con Zahl der Tage mit: Agua caída Niederschlag >0.1 mm | >0.2 mm | >1.0 mm | Nieve Schnee >1.0 mm | Granizo Graupel | Temp. eléct. Gewitter | Rel. de calor Kord. Leucht. | Nebl. y cam. Nebel | Cielo desp. Heit. Himmel | Cielo nubl. Trüber Himmel | Frecuencia de los vientos Windverteilung: N | NNE | NE | ENE | E | ESE | SE | SSE | S | SSW | SW | WSW | W | WNW | NW | NNW | C |
|---|---|---|---|---|---|---|---|---|---|---|---|---|---|---|---|---|---|---|---|---|---|---|---|---|---|---|---|---|
| ero | | 1 | 1 | 1 | — | | | | | 17 | 2 | 8 | | 3 | | 1 | | 3 | | 49 | | 17 | | 9 | | | | 3 |
| brero | | 4 | 4 | 3 | — | | | | | 12 | 5 | 1 | | 1 | | | | | | 24 | | 37 | | 19 | | | | 5 |
| rzo | | 5 | 5 | 5 | — | | | | 1 | 11 | 6 | 8 | | | | 6 | | 4 | 1 | 35 | 1 | 19 | | 11 | | 3 | | 5 |
| il | | 11 | 11 | 11 | — | | 1 | | 7 | 8 | 10 | 17 | | 2 | | 6 | | 14 | | 27 | | 10 | | 11 | | 2 | | 1 |
| yo | | 10 | 10 | 9 | — | | | | 9 | 3 | 13 | 29 | | 7 | | 7 | | 8 | | 20 | | 8 | | 9 | | 2 | | 3 |
| io | | 17 | 17 | 16 | — | | 1 | | 7 | | 13 | 17 | 1 | 3 | | 6 | 1 | 7 | | 10 | | 7 | 2 | 18 | | 3 | | 6 |
| o | | 7 | 7 | 7 | — | | | | 6 | 8 | 16 | 5 | 2 | 3 | | 9 | | 10 | | 20 | 1 | 13 | | 7 | | 7 | | 16 |
| sto | | 10 | 10 | 10 | — | | | | | 6 | 11 | 16 | 3 | | 2 | 1 | 4 | 2 | | 25 | 2 | 13 | | 7 | 1 | 5 | 1 | 11 |
| tiembre | | 3 | 3 | 2 | — | | | 1 | 1 | 6 | 6 | 9 | | | | | | | | 45 | | 6 | | 16 | | 4 | | 10 |
| ubre | | 12 | 12 | 12 | — | | | | 1 | 8 | 12 | 18 | | 1 | 2 | 3 | | | | 29 | | 7 | | 19 | | 5 | | 9 |
| iembre | | 8 | 8 | 8 | — | | | | | 9 | 10 | 23 | | 1 | | | 1 | | | 57 | | 2 | | 6 | | | | |
| iembre | | 3 | 3 | 3 | — | | | | | 16 | 5 | 9 | | | | | | | | 64 | | 1 | | 18 | | 1 | | |
| o | | 91 | 91 | 87 | — | | 2 | | 32 | 104 | 109 | 160 | 6 | 21 | 4 | 39 | 6 | 48 | 1 | 405 | 4 | 140 | 2 | 150 | 1 | 32 | 1 | 69 |

Faltan 9 observaciones de viento.

# VALDIVIA

| MESES | Presión atmosférica reducida a 0° y a 45° lat. Luftdruck reduciert auf 0° und Normalschwere: Promedio mm Mittel. | Máxima mm Max. | Fecha Datum | Mínima mm Min. | Fecha Datum | Temperatura (°C) Temperatur: 7a | 2p | 9p | Media diaria Tages-Mittl. | Máxima mediä Mittl. Max. | Mínima media Mittl. Min. | Oscil. diaria Tägl. Schwank. | Máxima abs. Absol. Max. | Fecha Datum | Mínima abs. Absol. Min. |
|---|---|---|---|---|---|---|---|---|---|---|---|---|---|---|---|
| Enero | 760.7 | 767.7 | 8 | 757.2 | 19 | 13.9 | 21.6 | 15.0 | 16.4 | 22.5 | 10.8 | 11.7 | 31.2 | 14 | 6.8 |
| Febrero | 61.0 | 69.7 | 19 | 51.3 | 6 | 12.3 | 19.1 | 13.9 | 14.8 | 20.1 | 9.8 | 10.3 | 28.3 | 23 | 4.5 |
| Marzo | 60.0 | 68.8 | 26 | 54.4 | 24 | 11.6 | 20.9 | 13.8 | 15.0 | 22.0 | 9.2 | 12.8 | 30.3 | 19 | 2.9 |
| Abril | 60.4 | 69.7 | 8 | 50.4 | 25 | 9.6 | 16.2 | 11.1 | 12.0 | 16.8 | 8.3 | 8.5 | 22.7 | 10 | 0.6 |
| Mayo | 60.8 | 73.2 | 24 | 47.3 | 15 | 6.7 | 11.6 | 7.9 | 8.5 | 12.6 | 5.0 | 7.6 | 15.0 | varios | -1.1 |
| Junio | 61.1 | 74.1 | 30 | 48.4 | 8 | 7.1 | 10.1 | 7.5 | 8.0 | 11.2 | 5.7 | 5.5 | 14.7 | 4 | -3.5 |
| Julio | 64.0 | 74.3 | 1.° | 55.3 | 4 | 5.0 | 9.6 | 6.5 | 6.9 | 10.2 | 3.9 | 6.3 | 17.0 | 17 | -1.4 |
| Agosto | 62.6 | 73.1 | 28 | 50.4 | 13 | 5.5 | 11.1 | 7.2 | 7.8 | 11.8 | 4.4 | 7.4 | 19.0 | 31 | -1.5 |
| Septiembre | 63.4 | 71.0 | 6 | 53.7 | 29 | 6.7 | 14.0 | 8.7 | 9.5 | 15.0 | 5.3 | 9.7 | 19.0 | 8 | 0.2 |
| Octubre | 62.7 | 72.9 | 1.° | 56.1 | 7 | 9.7 | 15.4 | 9.9 | 11.2 | 16.5 | 7.0 | 9.5 | 25.0 | 4 | 1.8 |
| Noviembre | 63.0 | 70.3 | 7 | 55.1 | 25 | 11.0 | 15.7 | 10.7 | 12.0 | 16.9 | 6.9 | 10.0 | 27.3 | 30 | 0.4 |
| Diciembre | 60.5 | 65.4 | 19 | 54.1 | 23 | 13.7 | 19.7 | 13.1 | 14.9 | 20.2 | 9.5 | 10.7 | 29.8 | 17 | 3.5 |
| Año | 761.7 | 774.3 | 17-VII | 747.3 | 15-V | 9.4 | 15.4 | 10.4 | 11.4 | 16.3 | 7.1 | 9.2 | 30.3 | 19-III | -3.5 |

| MESES | Humedad absoluta Absolute Feuchtigkeit: 7 a mm | 2 p mm | 9 p mm | Promedio Mittel | Humedad relativa Relative Feuchtigkeit: 7 a % | 2 p % | 9 p % | Promedio Mittel % | Mínima Min. % | Nebulosidad (0-10) Bewölkung: 7 a | 2 p | 9 p | Promedio Mittel | Agua caída Niederschlag: Suma Summe mm | Máxima del día Tages-Max mm |
|---|---|---|---|---|---|---|---|---|---|---|---|---|---|---|---|
| Enero | 9.8 | 10.3 | 10.0 | 10.0 | 83 | 54 | 79 | 72 | 38 | 5.9 | 4.5 | 3.1 | 4.5 | 25.6 | 12.3 |
| Febrero | 9.3 | 9.6 | 9.5 | 9.5 | 86 | 59 | 80 | 75 | 37 | 6.6 | 5.9 | 4.6 | 5.7 | 123.5 | 33.8 |
| Marzo | 8.8 | 9.3 | 9.2 | 9.1 | 86 | 53 | 79 | 73 | 19 | 6.9 | 5.8 | 3.8 | 5.5 | 48.1 | 19.7 |
| Abril | 8.3 | 8.9 | 8.5 | 8.6 | 92 | 65 | 84 | 80 | 44 | 7.7 | 6.2 | 6.2 | 6.7 | 332.1 | 77.9 |
| Mayo | 7.0 | 7.6 | 7.4 | 7.3 | 94 | 75 | 93 | 87 | 56 | 9.7 | 7.8 | 6.6 | 8.0 | 346.0 | 96.1 |
| Junio | 7.1 | 7.4 | 7.0 | 7.2 | 92 | 80 | 89 | 87 | 58 | 8.9 | 8.3 | 7.3 | 8.2 | 360.1 | 32.9 |
| Julio | 6.3 | 7.0 | 6.7 | 6.7 | 95 | 79 | 91 | 88 | 44 | 9.1 | 7.2 | 7.2 | 7.8 | 203.8 | 42.6 |
| Agosto | 6.5 | 6.8 | 6.7 | 6.7 | 94 | 69 | 87 | 83 | 37 | 9.2 | 7.3 | 7.1 | 7.9 | 299.1 | 69.8 |
| Septiembre | 6.6 | 7.2 | 7.0 | 6.9 | 89 | 62 | 83 | 78 | 36 | 7.7 | 6.3 | 5.4 | 6.5 | 57.2 | 23.1 |
| Octubre | 7.8 | 7.9 | 7.7 | 7.8 | 86 | 62 | 84 | 77 | 27 | 8.0 | 7.5 | 4.7 | 6.7 | 130.5 | 24.8 |
| Noviembre | 7.6 | 7.5 | 7.6 | 7.6 | 77 | 58 | 78 | 71 | 30 | 7.0 | 6.1 | 4.0 | 5.7 | 110.6 | 24.9 |
| Diciembre | 9.5 | 9.4 | 9.4 | 9.4 | 81 | 56 | 82 | 73 | 39 | 7.1 | 4.5 | 3.3 | 5.0 | 72.6 | 21.7 |
| Año | 7.9 | 8.2 | 8.1 | 8.1 | 88 | 64 | 84 | 79 | 19 | 7.8 | 6.4 | 5.3 | 6.5 | 2109.2 | 96.1 |

| MESES | Evap. Verdunstung mm | Número de días con Zahl der Tage mit: AGUA CAÍDA Niederschlag ≥ 0.1 mm | AGUA CAÍDA Niederschlag > 0.2 mm | AGUA CAÍDA Niederschlag ≥ 1.0 mm | Nieve Schnee ≥ 1.0 mm | Granizo Graupel | Temp. eléct. Gewitter | Rel. de calor Kord. Leucht. | Nebl. y cam. Nebel | Cielo desp. Heit. Himmel | Cielo nubl. Trüber Himmel | Frecuencia de los vientos Windverteilung: N | NNE | NE | ENE | E | ESE | SE | SSE | S | SSW | SW | WSW | W | WNW | NW | NNW |
|---|---|---|---|---|---|---|---|---|---|---|---|---|---|---|---|---|---|---|---|---|---|---|---|---|---|---|---|
| Enero | | 11 | 8 | 3 | — | | | | 5 | 8 | 5 | 1 | 2 | 3 | | 2 | | 17 | 4 | 4 | | 1 | 2 | 36 | 2 | 6 | |
| Febrero | 54.8 | 16 | 16 | 14 | — | | 1 | | 1 | 6 | 11 | 1 | 1 | 1 | | 1 | | 6 | 8 | 7 | | 1 | 6 | 10 | 7 | 11 | |
| Marzo | 61.1 | 6 | 6 | 5 | — | | | | 6 | 5 | 9 | 4 | 1 | | | 2 | 1 | 10 | 6 | 3 | 2 | 3 | 2 | 16 | 3 | 5 | |
| Abril | 31.7 | 15 | 15 | 14 | — | | 2 | | 6 | 7 | 17 | 10 | 3 | | | 1 | | 7 | 9 | 4 | 2 | 2 | 1 | 3 | 2 | 5 | 1 |
| Mayo | 16.2 | 23 | 22 | 20 | — | | 1 | | 13 | | 18 | 8 | 7 | 3 | | | | 1 | 2 | 1 | 3 | 2 | 1 | 4 | 2 | 17 | |
| Junio | 23.1 | 25 | 25 | 24 | — | 5 | 3 | | 5 | | 18 | 8 | 5 | 3 | | | | 1 | 2 | | | | | 5 | 4 | 19 | |
| Julio | 13.0 | 17 | 15 | 13 | — | | | | 12 | | 19 | 6 | 3 | | | 1 | 1 | 3 | 3 | 1 | 2 | 1 | 1 | 4 | 3 | 7 | |
| Agosto | 18.8 | 19 | 19 | 18 | — | | 1 | | 13 | 2 | 20 | 9 | 6 | 4 | 1 | | | 5 | 5 | 4 | 1 | | | 3 | 2 | 7 | |
| Septiembre | 38.7 | 9 | 9 | 5 | — | | | | 6 | 4 | 11 | 4 | 2 | 1 | | | | 4 | 10 | 10 | | 2 | 4 | 9 | 6 | 7 | |
| Octubre | 41.3 | 15 | 15 | 13 | — | 1 | | | 3 | 2 | 13 | 1 | 2 | 1 | | | | 2 | 9 | 1 | 1 | 5 | 5 | 12 | 5 | 12 | |
| Noviembre | 55.2 | 15 | 12 | 9 | — | | | | | 3 | 9 | 4 | 1 | | | | | 2 | 8 | 6 | 1 | | 1 | 22 | 7 | 8 | |
| Diciembre | 69.2 | 13 | 12 | 11 | — | | | | 2 | 5 | 7 | 3 | 1 | | | | 1 | | 2 | 10 | 2 | 1 | 3 | 20 | 6 | 10 | |
| Año | 423.1 | 184 | 174 | 149 | — | 6 | 8 | | 72 | 42 | 57 | 59 | 34 | 16 | 1 | 7 | 3 | 58 | 68 | 51 | 14 | 18 | 26 | 144 | 49 | 114 | 7 |

# PUNTA GALERA

| MESES | Presión atmosférica reducida a 0° y a 45° lat. Luftdruck reduciert auf 0° und Normalschwere: Promedio mm Mittel. | Máxima mm Max. | Fecha Datum | Mínima mm Min. | Fecha Datum | Temperatura (°C) Temperatur: 7a | 2p | 9p | Media diaria Tages-Mittl. | Máxima media Mittl. Max. | Mínima media Mittl. Min. | Oscil. diaria Tägl Schwank. | Máxima abs. Absol Max. | Fecha Datum | Mínima abs. Absol. Min. | Fecha Datum |
|---|---|---|---|---|---|---|---|---|---|---|---|---|---|---|---|---|
| ro | 758.9 | 765.6 | 8 | 752.4 | 19 | 13.0 | 15.5 | 13.5 | 13.9 | 16.7 | 10.7 | 6.0 | 21.9 | 23 | 8.8 | 5 |
| rero | 59.2 | 67.2 | 19 | 48.1 | 6 | 12.3 | 14.7 | 13.3 | 13.4 | 17.4 | 9.7 | 7.7 | 18.6 | 27 | 7.9 | 21, 22 |
| zo | 58.1 | 66.9 | 26 | 51.9 | 24 | 12.0 | 14.4 | 12.9 | 13.0 | 17.5 | 9.4 | 8.1 | 19.6 | 19 | 7.7 | 30 |
| il | 58.1 | 67.2 | 8 | 47.2 | 25 | 10.8 | 12.9 | 11.9 | 11.9 | 15.4 | 7.9 | 7.5 | 17.7 | 22, 23 | 6.0 | 28, 29 |
| o | 58.2 | 70.5 | 24 | 44.4 | 15 | 9.3 | 11.3 | 10.5 | 10.4 | 13.8 | 5.3 | 8.0 | 17.4 | 29,30,31 | 3.5 | 19 |
| io | 58.5 | 71.4 | 30 | 45.1 | 8 | 9.4 | 10.8 | 9.7 | 9.9 | 13.3 | 6.3 | 7.0 | 17.4 | 1.° | 1.8 | 30 |
| o | 61.5 | 71.4 | 1.° | 53.0 | 20 | 8.4 | 10.2 | 9.5 | 9.4 | 12.3 | 5.7 | 6.6 | 19.4 | 17 | 4.2 | 4 |
| sto | 60.1 | 70.6 | 28 | 46.8 | 13 | 8.2 | 10.2 | 9.0 | 9.1 | 13.0 | 6.0 | 7.0 | 15.3 | 16 | 3.0 | 5 |
| iembre | 61.2 | 69.1 | 6 | 49.8 | 29 | 8.7 | 11.2 | 9.9 | 9.9 | 12.7 | 7.2 | 5.5 | 15.4 | 8 | 3.7 | 18 |
| bre | 60.5 | 70.6 | 1.° | 53.3 | 7 | 10.1 | 12.2 | 10.8 | 11.0 | 13.7 | 8.3 | 5.4 | 17.0 | 4 | 5.3 | 1.° |
| iembre | 61.1 | 68.0 | 7 | 52.6 | 25 | 10.4 | 12.7 | 11.5 | 11.5 | 14.6 | 7.7 | 6.9 | 17.0 | 15 | 4.6 | 4 |
| iembre | 58.8 | 63.6 | 5 | 52.7 | 23 | 12.8 | 15.3 | 13.4 | 13.7 | 16.2 | 10.6 | 5.6 | 19.2 | 13 | 7.2 | 11 |
| | 759.5 | 771.4 | 30-VI 1.°-VII | 744.4 | 15-V | 10.5 | 12.6 | 11.3 | 11.4 | 14.7 | 7.9 | 6.8 | 21.9 | 23-I | 1.8 | 30-VI |

| MESES | Humedad absoluta Absolute Feuchtigkeit: 7 a mm | 2 p mm | 9 p mm | Promedio Mittel | Humedad relativa Relative Feuchtigkeit: 7 a % | 2 p % | 9 p % | Promedio Mittel % | Mínima Min. % | Nebulosidad (0-10) Bewölkung: 7 a | 2 p | 9 p | Promedio Mittel | Agua caída Niederschlag: Suma Summe mm | Máxima del día Tages-Max. mm | Fecha de la medida Gemessen am |
|---|---|---|---|---|---|---|---|---|---|---|---|---|---|---|---|---|
| ro | 10.8 | 12.5 | 11.2 | 11.5 | 97 | 94 | 97 | 96 | 87 | 5.6 | 6.2 | 5.5 | 5.8 | 43.4 | 12.1 | 31 |
| rero | 10.6 | 12.2 | 11.2 | 11.3 | 99 | 98 | 98 | 98 | 84 | 6.9 | 7.0 | 4.9 | 6.3 | 121.5 | 36.2 | 8 |
| zo | 10.3 | 12.0 | 11.0 | 11.1 | 98 | 98 | 99 | 98 | 89 | 6.4 | 6.8 | 5.3 | 6.2 | 43.1 | 12.0 | 28 |
| il | 9.6 | 11.0 | 10.4 | 10.3 | 99 | 99 | 99 | 99 | 81 | 7.1 | 6.7 | 6.1 | 6.6 | 217.1 | 59.7 | 24 |
| o | 8.8 | 10.0 | 9.4 | 9.4 | 99 | 99 | 99 | 99 | 94 | 8.7 | 8.2 | 7.5 | 8.1 | 322.8 | 67.8 | 19 |
| io | 8.8 | 9.6 | 9.0 | 9.1 | 99 | 99 | 99 | 99 | 88 | 8.2 | 8.2 | 7.0 | 7.8 | 257.7 | 34.8 | 25 |
| o | 8.1 | 9.1 | 8.6 | 8.6 | 98 | 98 | 97 | 98 | 63 | 8.5 | 7.2 | 6.6 | 7.4 | 208.1 | 29.6 | 4 |
| sto | 7.5 | 8.2 | 7.7 | 7.8 | 92 | 88 | 90 | 90 | 60 | 7.6 | 7.2 | 6.9 | 7.2 | 232.7 | 47.3 | 3 |
| iembre | 7.5 | 8.9 | 8.1 | 8.2 | 89 | 90 | 89 | 89 | 46 | 6.9 | 6.6 | 5.2 | 6.2 | 52.4 | 12.3 | 30 |
| bre | 8.9 | 9.8 | 9.2 | 9.3 | 96 | 94 | 95 | 95 | 67 | 7.4 | 7.8 | 7.1 | 7.4 | 167.3 | 36.3 | 8 |
| iembre | 8.7 | 10.1 | 9.5 | 9.4 | 92 | 92 | 94 | 93 | 69 | 7.3 | 6.3 | 5.9 | 6.5 | 116.7 | 17.9 | 3 |
| iembre | 10.7 | 11.9 | 10.9 | 11.2 | 97 | 92 | 95 | 95 | 73 | 8.2 | 6.2 | 5.3 | 6.6 | 61.3 | 14.5 | 23 |
| | 9.2 | 10.4 | 9.7 | 9.8 | 96 | 95 | 96 | 96 | 46 | 7.4 | 7.0 | 6.1 | 6.8 | 1844.1 | 67.8 | 19-V |

| MESES | Evap. Verdunstung mm | Número de días con Zahl der Tage mit: Agua caída Niederschlag >0.1 mm | >0.2 mm | >1.0 mm | Nieve Schnee >1.0 mm | Granizo Graupel | Temp. eléct. Gewitter | Rel. de calor Kord. Leucht. | Nebl. y cam. Nebel | Cielo desp. Heit Himmel | Cielo nubl. Trüber Himmel | Frecuencia de los vientos Windverteilung: N | NNE | NE | ENE | E | ESE | SE | SSE | S | SSW | SW | WSW | W | WNW | NW | NNW | C |
|---|---|---|---|---|---|---|---|---|---|---|---|---|---|---|---|---|---|---|---|---|---|---|---|---|---|---|---|---|
| to | | 13 | 12 | 9 | — | | | | 10 | 8 | 11 | 15 | | | | 1 | | 3 | 10 | 31 | 6 | 8 | | 1 | | 2 | | 16 |
| ero | | 16 | 16 | 13 | — | | 1 | | 13 | 6 | 13 | 13 | 1 | | | | 1 | 2 | 15 | 17 | 9 | 3 | 3 | 5 | | 5 | 6 | 7 |
| zo | | 9 | 9 | 7 | — | | | | 16 | 6 | 12 | 18 | | | | | | 9 | 13 | 12 | 3 | 5 | 2 | 1 | | 4 | 2 | 24 |
| il | | 16 | 15 | 13 | — | | 2 | | 13 | 6 | 16 | 29 | | 1 | 1 | 1 | 1 | 1 | 2 | 9 | 7 | 4 | | 2 | 1 | 2 | 4 | 25 |
| o | | 25 | 25 | 23 | — | | 1 | | 6 | 1 | 19 | 22 | 9 | 1 | 1 | 2 | 4 | | 3 | 5 | 1 | 5 | 3 | 1 | 2 | 3 | 7 | 24 |
| io | | 27 | 27 | 21 | — | | 5 | | 5 | 1 | 17 | 26 | 8 | 3 | 2 | | | 2 | 3 | 2 | 3 | 4 | 4 | 6 | 3 | 10 | 6 | 8 |
| o | | 17 | 16 | 16 | — | 4 | | | 10 | 1 | 16 | 14 | 24 | 1 | 3 | 2 | 1 | 3 | 3 | 5 | 5 | 7 | 1 | 1 | | 6 | 6 | 11 |
| sto | | 21 | 21 | 18 | — | | 2 | | 10 | 3 | 18 | 21 | 6 | 5 | 3 | 5 | 4 | 4 | 3 | 8 | 5 | 4 | | 1 | 2 | 9 | 4 | 9 |
| iembre | | 12 | 12 | 6 | — | 1 | | | 8 | 6 | 12 | 11 | 6 | 5 | | 1 | | 6 | 5 | 16 | 12 | 8 | 2 | 3 | | 5 | 6 | 4 |
| bre | | 15 | 14 | 12 | — | 2 | 2 | 2 | 9 | 2 | 18 | 18 | 5 | 4 | | | 2 | 1 | 4 | 12 | 4 | 8 | 4 | 4 | 2 | 7 | 8 | 10 |
| iembre | | 17 | 16 | 13 | — | | | | 8 | 3 | 12 | 14 | 3 | | | 1 | | 1 | 6 | 24 | 13 | 8 | 2 | 2 | | 4 | 8 | 4 |
| iembre | | 14 | 13 | 9 | — | | | | 11 | 2 | 13 | 15 | 2 | | 1 | | 1 | 1 | 12 | 27 | 8 | 8 | 1 | 2 | 1 | 5 | 4 | 5 |
| | | 202 | 196 | 160 | — | 7 | 13 | 2 | 119 | 45 | 177 | 216 | 64 | 20 | 11 | 13 | 14 | 33 | 79 | 168 | 76 | 72 | 22 | 29 | 11 | 62 | 61 | 147 |

# OSORNO

| MESES | Presión atmosférica reducida a 0° y a 45° lat. Luftdruck reduciert auf 0° und Normalschwere: Promedio mm Mittel. | Máxima mm Max. | Fecha Datum | Mínima mm Min. | Fecha Datum | Temperatura (°C) Temperatur: 7a | 2p | 9p | Media diaria Tages-Mittl. | Máxima media Mittl. Max. | Mínima media Mittl. Min. | Oscil. diaria Tägl Schwank. | Máxima abs. Absol. Max. | Fecha Datum | Mínima abs. Absol. Min. |
|---|---|---|---|---|---|---|---|---|---|---|---|---|---|---|---|
| Enero | | | | | | | | | | 21.8 | 7.6 | 14.2 | | | |
| Febrero | | | | | | 11.7 | 20.1 | 13.5 | 14.7 | 22.5 | 6.0 | 16.5 | 17.4 | 2 | 1.0 |
| Marzo | | | | | | 9.3 | 15.3 | 11.6 | 12.0 | 18.0 | 6.0 | 12.0 | 26.1 | 11 | -1.5 |
| Abril | | | | | | 6.3 | 10.5 | 8.0 | 8.2 | 13.0 | 2.8 | 10.2 | 18.0 | 2 | -3.5 |
| Mayo | | | | | | 6.5 | 10 0 | 7.3 | 7.8 | | | | | | |
| Junio | | | | | | 5.6 | 9.7 | 6.8 | 7.2 | | | | | | -3.0 |
| Julio | | | | | | 5.3 | 10.3 | 6.6 | 7.2 | | | | | | -3.8 |
| Agosto | | | | | | 7.4 | 14.3 | 9.0 | 9.9 | 20.1 | 3.4 | 16.7 | 26.8 | 28 | -3.0 |
| Septiembre | | | | | | 10.8 | 16.0 | 10.7 | 12.0 | 20.3 | 5.7 | 14.6 | 26.5 | 3 | 1.5 |
| Octubre | | | | | | 12.4 | 17.0 | 11.5 | 13.1 | 19.0 | 5.6 | 13.4 | 29.1 | 31 | -1.6 |
| Noviembre | | | | | | 15.8 | 20.6 | 14.6 | 16.4 | 23.3 | 9.0 | 14.3 | 31.6 | 1.° | 7.3 |
| Diciembre | | | | | | | | | | | | | | | |
| Año | | | | | | | | | | | | | | | |

| MESES | Humedad absoluta Absolute Feuchtigkeit: 7 a mm | 2 p mm | 9 p mm | Promedio Mittel | Humedad relativa Relative Feuchtigkeit: 7 a % | 2 p % | 9 p % | Promedio Mittel % | Mínima Min. % | Nebulosidad (0-10) Bewölkung: 7 a | 2 p | 9 p | Promedio Mittel | Agua caída Niederschlag: Suma Summe mm | Máxima del día Tages-Max. mm |
|---|---|---|---|---|---|---|---|---|---|---|---|---|---|---|---|
| Enero | | | | | | | | | | | | | | 30.0 | 13.0 |
| Febrero | | | | | | | | | | | | | | 94.3 | 32.0 |
| Marzo | | | | | | | | | | 6.4 | 5.9 | 3.7 | 5.3 | 52.8 | 19.9 |
| Abril | | | | | | | | | | 7.4 | 5.8 | 4.8 | 6.0 | 222.2 | 42.5 |
| Mayo | | | | | | | | | | 9.2 | 7.9 | 5.7 | 7.6 | 181.3 | 35.6 |
| Junio | | | | | | | | | | 9.6 | 8.9 | 7.0 | 8.5 | 224.3 | 20.5 |
| Julio | | | | | | | | | | 9.5 | 7.2 | 6.3 | 7.6 | 86.2 | 22.7 |
| Agosto | | | | | | | | | | 9.2 | 7.1 | 6.2 | 7.5 | 220.9 | 56.6 |
| Septiembre | | | | | | | | | | 7.8 | 7.0 | 5.1 | 6.6 | 25.2 | 15.1 |
| Octubre | | | | | | | | | | 8.5 | 7.7 | 5.0 | 7.1 | 87.1 | 18.2 |
| Noviembre | | | | | | | | | | 6.8 | 6.5 | 5.1 | 6.1 | 58.7 | 15.5 |
| Diciembre | | | | | | | | | | 7.4 | 5.7 | 3.5 | 5.5 | 49.0 | 13.0 |
| Año | | | | | | | | | | | | | | 1332.0 | 56.6 |

| MESES | Evap. Verdunstung mm | Número de días con Zahl der Tage mit: AGUA CAÍDA Niederschlag ≥0.1 mm | ≥0.2 mm | ≥1.0 mm | Nieve Schnee ≥1.0 mm | Granizo Graupel | Temp. eléct. Gewitter | Rel. de calor Kord. Leucht. | Nebl. y cam. Nebel | Cielo desp. Heit Himmel | Cielo nubl. Trüber Himmel | Frecuencia de los vientos Windverteilung: N | NNE | NE | ENE | E | ESE | SE | SSE | S | SSW | SW | WSW | W | WNW | NW | NNW |
|---|---|---|---|---|---|---|---|---|---|---|---|---|---|---|---|---|---|---|---|---|---|---|---|---|---|---|---|
| Enero | | 7 | 7 | 6 | — | | | | | | | | | | | | | | | | | | | | | | |
| Febrero | | 13 | 13 | 11 | — | | | | 1 | | | | | | | | | | | | | | | | | | |
| Marzo | | 7 | 7 | 6 | — | | | | 2 | 3 | 6 | 7 | 1 | 1 | | 1 | | 19 | 12 | 22 | 3 | 9 | | 11 | 1 | 6 | |
| Abril | | 14 | 14 | 13 | — | | 1 | | 4 | 6 | 11 | 8 | 4 | 7 | | | 1 | 7 | 8 | 23 | 1 | 4 | 1 | 2 | 1 | 10 | 7 |
| Mayo | | 23 | 23 | 21 | — | | | | 12 | 2 | 15 | 10 | 13 | 12 | | | | 4 | 8 | 17 | 1 | 8 | 1 | 9 | 1 | 7 | 3 |
| Junio | | 28 | 28 | 28 | 1 | | 4 | | 6 | | 21 | 15 | 4 | 16 | | | | 3 | 5 | 4 | | 2 | 1 | 12 | 5 | 22 | 1 |
| Julio | | 18 | 18 | 18 | — | | | | 6 | 1 | 18 | 8 | 10 | 10 | 1 | | | 7 | 8 | 20 | 1 | 3 | | 5 | 2 | 14 | 4 |
| Agosto | | 17 | 17 | 13 | — | | 1 | | 5 | 1 | 16 | 16 | 12 | 5 | | | | 12 | 6 | 21 | 1 | 4 | | 3 | 1 | 11 | 1 |
| Septiembre | | 5 | 5 | 5 | — | | | | | | 9 | 2 | 2 | 2 | | | | 7 | 6 | 22 | | 4 | 1 | 4 | 3 | 6 | 3 |
| Octubre | | 11 | 11 | 11 | — | | 1 | | 1 | 2 | 14 | 20 | 6 | 5 | | | | 10 | 7 | 14 | 1 | 4 | | 11 | 3 | 11 | 1 |
| Noviembre | | 9 | 9 | 9 | — | | | | | 4 | 6 | 10 | 4 | 8 | | | | 6 | 6 | 25 | | 6 | 1 | 12 | 2 | 10 | |
| Diciembre | | 13 | 13 | 11 | — | | | | 1 | 3 | 5 | 3 | 1 | 2 | | | | 5 | 4 | 26 | 3 | 12 | 1 | 20 | 7 | 5 | 3 |
| Año | | 165 | 165 | 152 | 1 | | | | | | | | | | | | | | | | | | | | | | |

# PUERTO VARAS Y LOS RISCOS

| MESES | Presión atmosférica reducida a 0° y a 45° lat. Luftdruck reduciert auf 0° und Normalschwere: Promedio mm Mfttel. | Máxima mm Max. | Fecha Datum | Mínima mm Min. | Fecha Datum | Temperatura (°C) Temperatur: 7a | 2p | 9p | Media diaria Tages-Mitl. | Máxima media Mittl. Max. | Mínima media Mittl. Min. | Oscil. diaria Tägl. Schwank. | Máxima abs. Absol. Max. | Fecha Datum | Mínima abs. Absol. Min. | Fecha Datum |
|---|---|---|---|---|---|---|---|---|---|---|---|---|---|---|---|---|
| o | | | | | | 13.8 | 17.5 | 13.9 | 14.8 | 18.8 | 9.3 | 9.5 | 25.0 | 13, 15 | 4.5 | 5 |
| ero | 756.6 | 766.0 | 19 | 744.8 | 6 | 11.9 | 16.0 | 12.4 | 13.2 | 17.0 | 8.8 | 8.2 | 21.8 | 12 | 4.4 | 19 |
| o | 56.0 | 64.0 | 26 | 48.3 | 24 | 11.3 | 16.9 | 12.8 | 13.5 | 18.1 | 7.9 | 10.2 | 23.9 | 5 | 2.5 | 30 |
| l | 56.3 | 66.5 | 8 | 45.4 | 28 | 9.7 | 14.2 | 10.9 | 11.4 | 14.9 | 7.8 | 7.1 | 21.2 | 11 | 1.8 | 8 |
| o(1) | 54.7 | | | 39.3 | 14 | 6.8 | 10.1 | 8.2 | 8.3 | 11.2 | 4.8 | 6.4 | | | | |
| o(2) | 55.5 | 69.2 | 30 | 42.6 | 8 | 7.8 | 9.7 | 8.0 | 8.4 | 11.1 | 5.1 | 6.0 | 13.8 | 4 | -6.6 | 30 |
| | 58.8 | 69.0 | 1.° | 49.5 | 4 | 6.7 | 9.8 | 7.6 | 7.9 | 11.1 | 4.6 | 6.5 | 19.1 | 17 | -0.4 | 15, 29 |
| sto | 57.6 | 69.0 | 28 | 45.4 | 13 | 6.5 | 10.0 | 7.2 | 7.7 | 10.9 | | | 15.2 | 7 | | |
| iembre | 58.6 | 68.7 | 6 | 48.0 | 29 | 7.7 | 12.0 | 8.2 | 9.0 | 13.2 | 5.0 | 8.2 | 17.0 | 11 | 0.5 | 7 |
| bre | 57.6 | 67.9 | 1.° | 51.2 | 7 | 10.0 | 13.7 | 9.7 | 10.8 | 15.0 | 7.0 | 8.0 | 20.6 | 21 | 0.7 | 1.° |
| iembre | 57.7 | 64.9 | 20, 28 | 48.0 | 25 | 10.0 | 13.6 | 9.9 | 10.8 | 14.5 | 6.4 | 8.1 | 21.5 | 30 | 1.1 | 4 |
| mbre | 55.4 | 61.2 | 19 | 48.2 | 23 | 13.2 | 17.5 | 13.2 | 14.3 | 18.6 | 9.8 | 8.8 | 23.6 | 31 | 5.5 | 6 |
| | | | | | | | | | | | | | | | | |

| MESES | Humedad absoluta Absolute Feuchtigkeit: 7 a mm | 2 p mm | 9 p mm | Promedio Mittel | Humedad relativa Relative Feuchtigkeit: 7 a % | 2 p % | 9 p % | Promedio Mittel % | Mínima Min. % | Nebulosidad (0-10) Bewölkung: 7 a | 2 p | 9 p | Promedio Mittel | Agua caída Niederschlag: Suma Summe mm | Máxima del día Tages-Max. mm | Fecha de la medida Gemessen am |
|---|---|---|---|---|---|---|---|---|---|---|---|---|---|---|---|---|
| o | 10.0 | 10.9 | 10.0 | 10.3 | 85 | 74 | 84 | 81 | 54 | 6.1 | 5.5 | 4.6 | 5.4 | 54.7 | 15.1 | 19 |
| ero | 9.6 | 10.3 | 9.4 | 9.8 | 92 | 76 | 87 | 85 | 50 | 7.2 | 6.4 | 5.6 | 6.4 | 154.5 | 31.4 | 7 |
| o | 9.3 | 10.6 | 9.5 | 9.8 | 93 | 74 | 85 | 84 | 54 | 7.7 | 5.4 | 4.6 | 5.9 | 59.0 | 24.7 | 25 |
| l | 8.6 | 9.6 | 8.8 | 9.0 | 94 | 80 | 89 | 88 | 57 | 7.4 | 5.6 | 5.9 | 6.3 | 226.9 | 41.8 | 20 |
| o(1) | 7.1 | 7.9 | 7.8 | 7.6 | 95 | 85 | 94 | 91 | 55 | 7.7 | 7.7 | 7.2 | 7.5 | | | |
| o(2) | | | | | | | | | | 9.1 | 8.6 | 8.1 | 8.6 | 179.2 | 14.8 | 11 |
| | | | | | | | | | | 8.0 | 6.4 | 5.7 | 6.7 | 213.1 | 73.8 | 25 |
| sto | | | | | | | | | | 7.4 | 7.7 | 6.2 | 7.1 | 235.2 | 59.8 | 23 |
| iembre | | | | | | | | | | 7.3 | 6.7 | 4.8 | 6.3 | 63.1 | 12.3 | 17 |
| bre | | | | | | | | | | 7.8 | 7.2 | 5.7 | 6.9 | 153.9 | 27.1 | 28 |
| iembre | | | | | | | | | | 7.7 | 6.7 | 6.2 | 6.9 | 160.8 | 27.9 | 6 |
| mbre | | | | | | | | | | 7.8 | 6.6 | 6.0 | 6.8 | 90.6 | 19.0 | 23 |
| | | | | | | | | | | | | | | | | |

| MESES | Evap. Verdunstung mm | Número de días con Zahl der Tage mit: Agua caída Niederschlag ≥0.1 mm | ≥0.2 mm | ≥1.0 mm | Nieve Schnee ≥1.0 cm | Granizo Graupel | Temp. eléct. Gewitter | Rel. de calor Kord. Leucht. | Nebl. y cam. Nebel | Cielo desp. Helt. Himmel | Cielo nubl. Trüber Himmel | Frecuencia de los vientos Windverteilung: N | NNE | NE | ENE | E | ESE | SE | SSE | S | SSW | SW | WSW | W | WNW | NW | NNW | C |
|---|---|---|---|---|---|---|---|---|---|---|---|---|---|---|---|---|---|---|---|---|---|---|---|---|---|---|---|
| o | 54.2 | 11 | 11 | 9 | — | | | | 2 | 5 | 6 | | | | | | | 12 | | 2 | | 38 | | 1 | | 17 | | 23 |
| ero | 41.5 | 20 | 20 | 19 | — | 1 | 1 | | | 2 | 10 | 4 | | | | | | 12 | | 6 | | 23 | | | | 13 | | 29 |
| o | 49.6 | 9 | 9 | 6 | — | | | | 6 | | 7 | 9 | | 1 | | | | 25 | | 2 | | 27 | | 1 | | 7 | | 21 |
| l | 32.7 | 15 | 14 | 12 | — | | | | 4 | 5 | 14 | 20 | | 1 | | | | 9 | | 14 | | 16 | | | | 12 | | 18 |
| o(1) | | | | | — | | | | 1 | 1 | 13 | 20 | | 1 | | | | 4 | | | | 8 | | | | 11 | | 25 |
| o(2) | 35.0 | 27 | 27 | 25 | — | 2 | 3 | | 1 | | 24 | 35 | | 4 | | 1 | | 2 | | 1 | 2 | 2 | | 5 | | 9 | | 29 |
| | 33.2 | 16 | 15 | 15 | — | | | | 1 | 4 | 14 | 21 | | 5 | 1 | 3 | | 3 | | 7 | 1 | 1 | 1 | 3 | | 5 | 5 | 37 |
| sto | 46.8 | 18 | 18 | 17 | — | 1 | | | 1 | 5 | 17 | 29 | 1 | 5 | 2 | 4 | 2 | 2 | 1 | 9 | | 2 | | 1 | | 1 | | 34 |
| iembre | 41.3 | 13 | 11 | 11 | — | 1 | | | 1 | 3 | 10 | 11 | | 2 | | 2 | | 7 | 3 | 15 | 2 | 7 | 1 | | | 3 | 1 | 36 |
| bre | 48.7 | 19 | 19 | 17 | — | 1 | | | | 2 | 14 | 25 | 1 | 2 | | 3 | | 2 | | 12 | 2 | 1 | | 1 | 1 | 5 | | 38 |
| iembre | 49.7 | 15 | 15 | 13 | — | 1 | | | 7 | 3 | 18 | 17 | | 1 | | | | 3 | | 30 | | 6 | | 3 | | 3 | | 27 |
| mbre | 61.8 | 14 | 13 | 12 | — | 1 | | | 1 | 2 | 13 | 16 | | 1 | | | | 2 | | 28 | | 9 | | 4 | | 2 | 1 | 29 |
| | | | | | | | | | | | | | | | | | | | | | | | | | | | | |

(1) Hay observaciones hasta el 23.
(2) De los últimos días de Mayo la estación funciona en Los Riscos.

# PUERTO MONTT

| MESES | Presión atmosférica reducida a 0° y a 45° lat. Luftdruck reduciert auf 0° und Normalschwere: Promedio mm Mfttel. | Máxima mm Max. | Fecha Datum | Mínima mm Min. | Fecha Datum | Temperatura (°C) Temperatur: 7a | 2p | 9p | Media diaria Tages-Mitl. | Máxima media Mittl. Max. | Mínima media Mittl. Min. | Oscil. diaria Tägl. Schwank. | Máxima abs. Absol. Max. | Fecha Datum | Mínima abs. Absol. Min. |
|---|---|---|---|---|---|---|---|---|---|---|---|---|---|---|---|
| Enero | 761.0 | 768.9 | 8 | 752.9 | 19 | 15.2 | 19.2 | 14.5 | 15.8 | 20.7 | 10.9 | 9.8 | 25.6 | 13 | 6.2 |
| Febrero | 60.7 | 69.0 | 19 | 49.7 | 6 | 13.0 | 17.3 | 12.9 | 14.0 | 18.7 | 10.2 | 8.5 | 23.9 | 24 | 6.2 |
| Marzo | 60.7 | 68.4 | 26 | 54.7 | 24 | 11.4 | 16.5 | 12.4 | 13.2 | 17.8 | 9.3 | 8.5 | 21.8 | 21 | 3.9 |
| Abril | 60.6 | 70.4 | 8 | 49.6 | 26 | 10.6 | 15.4 | 11.4 | 12.2 | 16.2 | 8.6 | 7.6 | 21.0 | 22 | 3.2 |
| Mayo | 60.2 | 72.1 | 24 | 44.1 | 15 | 7.1 | 11.4 | 8.0 | 8.6 | 12.3 | 4.8 | 7.5 | 16.8 | 12 | 0.6 |
| Junio | 60.2 | 73.5 | 30 | 45.9 | 8 | 7.2 | 10.5 | 7.6 | 8.2 | 11.2 | 5.4 | 5.8 | 16.0 | 4 | -3.0 |
| Julio | 63.2 | 73.3 | 1.º | 54.0 | 4 | 7.0 | 10.8 | 7.9 | 8.4 | 11.4 | 5.2 | 6.2 | 16.5 | 17 | 0.2 |
| Agosto | 62.1 | 73.5 | 28 | 48.6 | 13 | 5.8 | 11.1 | 7.3 | 7.9 | 11.9 | 4.4 | 7.5 | 16.1 | 7 | -1.9 |
| Septiembre | 63.7 | 72.8 | 6 | 50.7 | 29 | 9.1 | 12.4 | 8.6 | 9.7 | 13.9 | 6.2 | 7.7 | 18.0 | 28 | 2.0 |
| Octubre | 61.9 | 72.5 | 1.º | 54.1 | 7 | 10.5 | 15.0 | 10.1 | 11.4 | 15.9 | 7.9 | 8.0 | 21.0 | 4 | 0.2 |
| Noviembre | 62.0 | 69.9 | 7 | 50.9 | 25 | 11.0 | 14.7 | 10.4 | 11.6 | 16.3 | 8.5 | 7.8 | 20.2 | 30 | 3.3 |
| Diciembre | 60.3 | 66.4 | 19 | 52.9 | 22 | 13.8 | 18.3 | 13.6 | 14.8 | 19.8 | 11.1 | 8.7 | 25.0 | 22 | 7.0 |
| Año | 761.4 | 773.5 | 30-VI 28-VIII | 744.1 | 15-V | 10.1 | 14.4 | 10.4 | 11.3 | 15.5 | 7.7 | 7.8 | 25.0 | 22-XII | -3.0 |

| MESES | Humedad absoluta Absolute Feuchtigkeit: 7 a mm | 2 p mm | 9 p mm | Promedio Mittel | Humedad relativa Relative Feuchtigkeit: 7 a % | 2 p % | 9 p % | Promedio Mittel % | Mínima Min. % | Nebulosidad (0-10) Bewölkung: 7 a | 2 p | 9 p | Promedio Mittel | Agua caída Niederschlag: Suma Summe mm | Máxima del día Tages-Max mm |
|---|---|---|---|---|---|---|---|---|---|---|---|---|---|---|---|
| Enero | 10.1 | 11.1 | 9.8 | 10.3 | 79 | 67 | 80 | 75 | 48 | 6.8 | 6.0 | 4.0 | 5.6 | 63.0 | 14.8 |
| Febrero | 9.4 | 10.4 | 9.3 | 9.7 | 85 | 71 | 84 | 80 | 55 | 8.1 | 6.7 | 6.0 | 6.9 | 222.2 | 43.3 |
| Marzo | 8.9 | 10.2 | 9.1 | 9.4 | 88 | 72 | 84 | 81 | 55 | 7.8 | 6.8 | 5.1 | 6.6 | 82.7 | 31.1 |
| Abril | 8.4 | 9.3 | 8.4 | 8.7 | 86 | 71 | 83 | 80 | 51 | 7.6 | 5.8 | 5.6 | 6.3 | 229.7 | 39.4 |
| Mayo | * 6.9 | 7.8 | 7.1 | 7.3 | 90 | 79 | 88 | 86 | 61 | 8.2 | 7.9 | 6.6 | 7.6 | 263.2 | 43.4 |
| Junio | 6.7 | 7.4 | 6.8 | 7.0 | 88 | 77 | 87 | 84 | 42 | 7.6 | 7.3 | 7.9 | 7.6 | 223.9 | 18.9 |
| Julio | 6.5 | 7.3 | 6.8 | 6.9 | 86 | 76 | 85 | 82 | 57 | 8.0 | 7.4 | 7.1 | 7.5 | 173.9 | 60.0 |
| Agosto | 6.3 | 7.4 | 6.5 | 6.7 | 89 | 76 | 85 | 83 | 57 | 7.0 | 6.7 | 6.5 | 6.7 | 239.3 | 48.7 |
| Septiembre | 7.2 | 8.2 | 6.7 | 7.4 | 83 | 76 | 80 | 80 | 56 | 7.0 | 5.8 | 5.1 | 6.0 | 71.7 | 16.5 |
| Octubre | 8.1 | 8.9 | 7.9 | 8.3 | 86 | 71 | 86 | 81 | 52 | 7.1 | 6.7 | 5.9 | 6.6 | 190.6 | 46.9 |
| Noviembre | 8.0 | 8.6 | 7.9 | 8.2 | 81 | 70 | 84 | 78 | 52 | 7.5 | 6.7 | 5.7 | 6.6 | 131.1 | 19.3 |
| Diciembre | 9.7 | 10.6 | 9.6 | 10.0 | 82 | 68 | 83 | 78 | 47 | 8.3 | 6.8 | 6.8 | 7.3 | 124.9 | 20.2 |
| Año | 8.0 | 8.9 | 8.0 | 8.3 | 85 | 73 | 84 | 81 | 42 | 7.6 | 6.7 | 6.0 | 6.8 | 2016.2 | 60.0 |

| MESES | Evap. Verdunstung mm | Número de días con Zahl der Tage mit: AGUA CAÍDA Niederschlag >0.1 mm | >0.2 mm | >1.0 mm | Nieve Schnee >1.0 cm | Granizo Graupel | Temp. eléct. Gewitter | Rel. de calor Kord. Leucht. | Nebl. y cam. Nebel | Cielo desp. Heit. Himmel | Cielo nubl. Trüber Himmel | Frecuencia de los vientos Windverteilung: N | NNE | NE | ENE | E | ESE | SE | SSE | S | SSW | SW | WSW | W | WNW | NW | NNW |
|---|---|---|---|---|---|---|---|---|---|---|---|---|---|---|---|---|---|---|---|---|---|---|---|---|---|---|---|
| Enero | | 14 | 13 | 9 | — | | | | | 4 | 7 | 16 | | | | | | 7 | | 37 | | 11 | | 7 | | 5 | |
| Febrero | | 20 | 20 | 19 | — | 1 | 1 | | | 2 | 15 | 15 | | | | | | 4 | | 22 | | 10 | | 11 | | 19 | |
| Marzo(1) | | 12 | 10 | 7 | — | 1 | | | | | 10 | 12 | | 2 | | | | 14 | | 24 | | 9 | | 5 | | 10 | |
| Abril | | 15 | 14 | 13 | — | 1 | 1 | | 3 | 4 | 13 | 19 | | | | | | 4 | | 30 | | 6 | | 1 | | 16 | |
| Mayo | | 25 | 25 | 24 | — | 1 | 1 | | | 1 | 16 | 30 | | 2 | | | | 2 | | 8 | | 1 | | 12 | | 26 | |
| Junio | | 26 | 24 | 24 | — | 2 | 3 | | 2 | 3 | 19 | 39 | | | | | | 1 | | 7 | | 3 | | 17 | | 18 | |
| Julio | | 16 | 16 | 16 | — | | | | 2 | 2 | 16 | 35 | | 3 | | | | 2 | | 14 | | 4 | | 11 | | 14 | |
| Agosto | | 17 | 15 | 14 | — | 1 | 1 | | | 3 | 17 | 41 | | 1 | | | | 3 | | 18 | | 8 | | 2 | | 8 | |
| Septiembre | | 13 | 13 | 12 | — | 1 | | | | 1 | 10 | 21 | | | | | | 1 | | 33 | | 18 | | 2 | | 11 | |
| Octubre | | 19 | 19 | 18 | — | 1 | | | | 4 | 14 | 33 | | 1 | | | | 2 | | 24 | | 5 | | 2 | | 16 | |
| Noviembre | | 23 | 23 | 18 | — | 2 | | | 1 | 4 | 15 | 25 | | | | | | 1 | | 17 | | 7 | | 8 | | 22 | |
| Diciembre | | 19 | 18 | 15 | — | 1 | | | 1 | | 12 | 16 | | | | | | 1 | | 14 | | 5 | | 19 | | 15 | |
| Año | | 219 | 210 | 189 | — | 12 | 7 | | 9 | 28 | 164 | 302 | | 9 | | | | 42 | | 248 | | 87 | | 97 | | 180 | |

* Este promedio está malo en la primera parte y no figura este error en la fe de errata.

(1) Faltan tres observaciones del viento.

# PUNTA CORONA

## Presión atmosférica reducida a 0° y a 45° lat. / Luftdruck reduciert auf 0° und Normalschwere

## Temperatura (°C) / Temperatur

| MESES | Promedio mm Mittel. | Máxima mm Max. | Fecha Datum | Mínima mm Min. | Fecha Datum | 7a | 2p | 9p | Media diaria Tages-Mittl. | Máxima media Mittl Max. | Mínima media Mittl. Min. | Oscil. diaria Tägl Schwank. | Máxima abs. Absol. Max. | Fecha Datum | Mínima abs. Absol. Min. | Fecha Datum |
|---|---|---|---|---|---|---|---|---|---|---|---|---|---|---|---|---|
| ro | | | | | | 12.9 | 14.4 | 12.7 | 13.2 | 16.5 | 10.2 | 6.3 | 19.7 | 14 | 8.7 | 26, 29 |
| ero | | | | | | 12.1 | 14.4 | 12.3 | 12.8 | 16.1 | 10.2 | 5.9 | 19.5 | 23 | 8.1 | 20 |
| zo | | | | | | 11.3 | 14.5 | 12.0 | 12.4 | 17.9 | 9.3 | 8.6 | 22.1 | 10 | 6.0 | 27 |
| l | | | | | | 10.1 | 12.6 | 10.8 | 11.1 | 16.2 | 6.8 | 9.4 | 19.5 | 19 | 5.0 | 7, 30 |
| o | | | | | | 8.9 | 10.6 | 9.2 | 9.4 | 13.2 | 5.7 | 7.5 | 15.3 | 6 | 3.2 | 23 |
| o | | | | | | 8.5 | 9.3 | 8.4 | 8.6 | 11.2 | 5.4 | 5.8 | 13.7 | 4 | 0.4 | 29 |
| | | | | | | 7.8 | 9.5 | 8.7 | 8.7 | 10.7 | 6.0 | 4.7 | 13.3 | 17 | 4.3 | 1.° |
| to | | | | | | 7.0 | 9.5 | 8.0 | 8.1 | 10.7 | 5.1 | 5.6 | 12.3 | 14 | 2.0 | 4 |
| iembre | | | | | | 7.7 | 10.6 | 9.0 | 9.1 | 11.6 | 5.5 | 6.1 | 13.5 | 23 | 3.3 | 18 |
| bre | | | | | | 9.7 | 11.6 | 9.9 | 10.3 | 12.9 | 7.3 | 5.6 | 16.3 | 25 | 4.5 | 1.° |
| iembre | | | | | | 10.1 | 11.6 | 10.0 | 10.4 | 12.6 | 7.1 | 5.5 | 17.3 | 30 | 4.1 | 3 |
| mbre | | | | | | 12.2 | 13.8 | 12.4 | 12.7 | 14.8 | 9.6 | 5.2 | 18.7 | 17 | 6.5 | 10 |
| | | | | | | 9.9 | 11.9 | 10.3 | 10.6 | 13.7 | 7.4 | 6.3 | 22.1 | 10-III | 0.4 | 29-VI |

## Humedad absoluta / Absolute Feuchtigkeit

## Humedad relativa / Relative Feuchtigkeit

## Nebulosidad (0-10) / Bewölkung

## Agua caída / Niederschlag

| MESES | 7a mm | 2p mm | 9p mm | Promedio Mittel | 7a % | 2p % | 9p % | Promedio Mittel % | Mínima Min. % | 7a | 2p | 9p | Promedio Mittel | Suma Summe mm | Máxima del día Tages-Max. mm | Fecha de la medida Gemessen am |
|---|---|---|---|---|---|---|---|---|---|---|---|---|---|---|---|---|
| o | 10.7 | 11.4 | 10.5 | 10.9 | 94 | 92 | 94 | 93 | 67 | 4.4 | 3.0 | 2.7 | 3.4 | 43.0 | 13.0 | 19 |
| ero | 9.9 | 11.1 | 10.1 | 10.4 | 94 | 91 | 95 | 93 | 69 | 5.8 | 5.8 | 5.8 | 5.8 | 154.2 | 34.5 | 8 |
| zo | 8.9 | 9.6 | 9.2 | 9.2 | 89 | 78 | 88 | 85 | 54 | 6.8 | 5.4 | 5.1 | 5.8 | 38.4 | 16.0 | 26 |
| l | 8.3 | 9.1 | 8.5 | 8.6 | 90 | 84 | 88 | 87 | 63 | 6.5 | 6.2 | 5.9 | 6.2 | 172.0 | 24.5 | 19 |
| o | 7.6 | 8.2 | 7.7 | 7.8 | 88 | 86 | 88 | 87 | 64 | 8.7 | 7.8 | 7.1 | 7.9 | 315.9 | 42.6 | 26 |
| o | 7.6 | 7.7 | 7.3 | 7.5 | 91 | 87 | 88 | 89 | 66 | 8.9 | 7.2 | 7.5 | 7.9 | 201.0 | 27.7 | 16 |
| | 7.4 | 7.8 | 7.6 | 7.6 | 93 | 88 | 90 | 90 | 64 | 6.6 | 6.0 | 4.5 | 5.7 | 173.6 | 42.2 | 4 |
| to | 6.7 | 7.1 | 7.1 | 7.0 | 89 | 80 | 89 | 86 | 50 | 5.1 | 5.7 | 5.7 | 5.5 | 256.0 | 65.0 | 3 |
| iembre | 7.0 | 7.3 | 7.5 | 7.3 | 89 | 76 | 87 | 84 | 54 | 5.0 | 4.6 | 5.1 | 4.9 | 31.4 | 14.5 | 29 |
| bre | 7.9 | 8.2 | 7.9 | 8.0 | 88 | 81 | 86 | 85 | 51 | 7.2 | 5.8 | 6.2 | 6.4 | 128.0 | 26.4 | 8 |
| iembre | 7.7 | 7.9 | 7.3 | 7.6 | 84 | 78 | 80 | 81 | 44 | 7.1 | 5.8 | 6.3 | 6.4 | 101.1 | 19.5 | 4 |
| mbre | 9.3 | 9.4 | 9.2 | 9.3 | 88 | 80 | 86 | 85 | 54 | | | | | 134.5 | 28.5 | 15 |
| | 8.3 | 8.7 | 8.3 | 8.4 | 90 | 83 | 88 | 87 | 44 | | | | | 1749.1 | 65.0 | 3-VII |

## Número de días con / Zahl der Tage mit

## Frecuencia de los vientos / Windverteilung

| MESES | Evap. Verdunstung mm | AGUA CAÍDA Niederschlag ≥0.1 mm | AGUA CAÍDA Niederschlag >0.2 mm | AGUA CAÍDA Niederschlag ≥1.0 mm | Nieve Schnee ≥1.0 mm | Granizo Graupel | Temp. eléct. Gewitter | Rel. de calor Kord. Leucht. | Nebl. y cam. Nebel | Cielo desp. Heit. Himmel | Cielo nubl. Trüber Himmel | N | NNE | NE | ENE | E | ESE | SE | SSE | S | SSW | SW | WSW | W | WNW | NW | NNW | C |
|---|---|---|---|---|---|---|---|---|---|---|---|---|---|---|---|---|---|---|---|---|---|---|---|---|---|---|---|---|
| o | | 6 | 6 | 6 | — | 1 | | | 5 | 13 | 5 | 13 | | | | | | 2 | | 16 | 1 | 32 | | 2 | | 15 | 1 | 11 |
| ero | | 12 | 12 | 12 | — | | | | 4 | 9 | 14 | 13 | | | | | | 1 | | 8 | 1 | 30 | | 2 | | 25 | | 7 |
| zo | | 7 | 7 | 6 | — | | | | 4 | 7 | 13 | 21 | | 1 | | | 1 | 5 | 1 | 21 | 1 | 15 | 1 | | | 7 | 1 | 18 |
| l | | 11 | 11 | 11 | — | | 3 | | 5 | 6 | 16 | 12 | 1 | 6 | | | 2 | 4 | | 14 | 7 | 14 | | | 2 | 16 | | 12 |
| o | | 22 | 22 | 21 | — | | | | 3 | 3 | 21 | 32 | | 3 | | 3 | | 2 | 1 | 10 | | 17 | | 1 | | 15 | 2 | 7 |
| o | | 20 | 20 | 20 | — | 4 | 2 | | 1 | 1 | 18 | 27 | | 5 | | 4 | | 6 | | 9 | | 8 | | 1 | | 17 | 5 | 8 |
| | | 19 | 19 | 16 | — | | | | 2 | 6 | 11 | 24 | | 2 | | 1 | | 7 | | 12 | | 8 | | 5 | 1 | 23 | | 7 |
| to | | 16 | 16 | 16 | — | 1 | | | 2 | 10 | 14 | 22 | | 4 | | 4 | | 1 | 1 | 21 | 2 | 11 | | 3 | | 9 | 3 | 12 |
| iembre | | 8 | 8 | 7 | — | | | | 1 | 7 | 6 | 19 | | 3 | | 1 | | | | 18 | 4 | 17 | | 6 | | 6 | 3 | 13 |
| bre | | 21 | 21 | 17 | — | | 2 | | 4 | 6 | 15 | 31 | | 1 | | 1 | | 1 | | 16 | | 14 | | 8 | | 19 | | 2 |
| iembre | | 16 | 16 | 13 | — | | | | 4 | 4 | 12 | 26 | | 4 | | | | 1 | | 19 | | 26 | | 6 | | 8 | | |
| mbre | | 13 | 13 | 11 | — | | | | 6 | | | 24 | | 3 | | 2 | | | | 15 | | 19 | | 3 | | 23 | | 4 |
| | | 171 | 171 | 156 | — | 6 | 7 | | 41 | | | 264 | 1 | 32 | | 16 | 3 | 30 | 3 | 179 | 16 | 211 | 1 | 37 | 3 | 183 | 15 | 101 |

# MORRO LOBOS

| MESES | Presión atmosférica reducida a 0° y a 45° lat. Luftdruck reduciert auf 0° und Normalschwere: Promedio mm Mittel. | Máxima mm Max | Fecha Datum | Mínima mm Min. | Fecha Datum | Temperatura (°C) Temperatur: 7a | 2p | 9p | Media diaria Tages-Mittl. | Máxima media Mittl. Max. | Mínima media Mittl. Min. | Oscil. diaria Tägl Schwank. | Máxima abs. Absol. Max. | Fecha Datum | Mínima abs. Absol. Min |
|---|---|---|---|---|---|---|---|---|---|---|---|---|---|---|---|
| Enero | | | | | | | | | | | | | | | |
| Febrero | | | | | | | | | | | | | | | |
| Marzo | | | | | | | | | | | | | | | |
| Abril | 753.0 | 764.2 | 8 | 740.0 | 26 | 9.2 | 12.5 | 9.9 | 10.4 | 14.2 | 8.0 | 6.2 | 20.6 | 11 | 3.6 |
| Mayo | 52.1 | 64.5 | 24 | 33.2 | 15 | 6.5 | 8.5 | 7.3 | 7.4 | 10.9 | 5.7 | 5.2 | 13.6 | 12 | 1.8 |
| Junio | 51.8 | 66.2 | 30 | 37.8 | 8 | 6.4 | 8.2 | 6.7 | 7.0 | 9.9 | 5.0 | 4.9 | 13.2 | 4 | -1.0 |
| Julio | 55.5 | 65.7 | 1.° | 46.4 | 4 | 6.3 | 8.3 | 7.0 | 7.2 | 9.9 | 5.3 | 4.6 | 12.8 | 25 | 3.2 |
| Agosto | 54.4 | 66.9 | 28 | 40.2 | 13 | 5.9 | 8.4 | 6.8 | 7.0 | 9.8 | 4.4 | 5.4 | 14.0 | 15 | 1.0 |
| Septiembre | 56.3 | 67.2 | 6 | 40.1 | 29 | 6.6 | 9.7 | 7.3 | 7.7 | 11.2 | 5.1 | 6.1 | 13.8 | 28 | 2.4 |
| Octubre | 54.9 | 65.6 | 1.° | 46.0 | 7 | 8.3 | 11.6 | 8.8 | 9.4 | 13.2 | 6.6 | 6.6 | 17.4 | 21 | 3.6 |
| Noviembre | 55.0 | 63.5 | 7 | 42.8 | 25 | 8.5 | 11.4 | 8.9 | 9.4 | 13.4 | 6.3 | 7.1 | 19.0 | 8 | 3.8 |
| Diciembre | 52.9 | 60.0 | 19 | 44.5 | 22 | 11.4 | 14.3 | 11.5 | 12.2 | 16.6 | 9.0 | 7.6 | 21.2 | 21 | 6.0 |
| Año | | | | | | | | | | | | | | | |

| MESES | Humedad absoluta Absolute Feuchtigkeit: 7 a mm | 2 p mm | 9 p mm | Promedio Mittel | Humedad relativa Relative Feuchtigkeit: 7 a % | 2 p % | 9 p % | Promedio Mittel % | Mínima Min. % | Nebulosidad (0-10) Bewölkung: 7 a | 2 p | 9 p | Promedio Mittel | Agua caíd Niederschla: Suma Summe mm | Máxima del día Tages-Max. mm |
|---|---|---|---|---|---|---|---|---|---|---|---|---|---|---|---|
| Enero | | | | | | | | | | | | | | | |
| Febrero | | | | | | | | | | | | | | | |
| Marzo | | | | | | | | | | | | | | | |
| Abril | 7.9 | 8.6 | 7.8 | 8.1 | 90 | 79 | 85 | 85 | 50 | 6.9 | 5.5 | 5.9 | 6.1 | 219.4 | 39.2 |
| Mayo | 7.0 | 7.6 | 7.3 | 7.3 | 96 | 90 | 94 | 93 | 67 | 7.9 | 7.7 | 5.7 | 7.1 | 267.7 | 39.4 |
| Junio | 6.9 | 7.0 | 7.0 | 7.0 | 95 | 85 | 94 | 91 | 46 | 7.9 | 8.0 | 7.8 | 7.9 | 212.7 | 28.8 |
| Julio | 6.5 | 7.1 | 6.9 | 6.8 | 91 | 87 | 92 | 90 | 53 | 7.7 | 8.4 | 6.5 | 7.5 | 137.3 | 34.4 |
| Agosto | 6.7 | 7.5 | 7.0 | 7.1 | 95 | 90 | 94 | 93 | 59 | 6.4 | 6.8 | 5.6 | 6.3 | 241.9 | 40.3 |
| Septiembre | 7.0 | 8.3 | 7.2 | 7.5 | 96 | 92 | 94 | 94 | 70 | 7.2 | 7.1 | 4.8 | 6.4 | 58.0 | 24.9 |
| Octubre | 7.9 | 9.4 | 8.1 | 8.4 | 96 | 92 | 96 | 95 | 61 | 8.1 | 7.6 | 6.6 | 7.4 | 169.9 | 33.2 |
| Noviembre | 7.4 | 8.1 | 7.3 | 7.6 | 89 | 80 | 85 | 85 | 54 | 7.5 | 7.7 | 6.0 | 7.1 | 141.1 | 34.1 |
| Diciembre | 8.8 | 9.2 | 8.6 | 8.9 | 88 | 75 | 85 | 83 | 54 | 7.8 | 7.4 | 6.1 | 7.1 | 127.8 | 53.0 |
| Año | | | | | | | | | | | | | | | |

| MESES | Evap. Verdunstung mm | Número de días con Zahl der Tage mit: Agua caída Niederschlag ≥0.1 mm | ≥0.2 mm | ≥1.0 mm | Nieve Schnee ≥1.0 mm | Granizo Graupel | Temp. eléct. Gewitter | Rel. de calor Kord. Leucht. | Nebl. y cam. Nebel | Cielo desp. Heit. Himmel | Cielo nubl. Trüber Himmel | Frecuencia de los vientos Windverteilung: N | NNE | NE | ENE | E | ESE | SE | SSE | S | SSW | SW | WSW | W | WNW | NW |
|---|---|---|---|---|---|---|---|---|---|---|---|---|---|---|---|---|---|---|---|---|---|---|---|---|---|---|
| Enero | | | | | | | | | | | | | | | | | | | | | | | | | | |
| Febrero | | | | | | | | | | | | | | | | | | | | | | | | | | |
| Marzo | | | | | | | | | | | | | | | | | | | | | | | | | | |
| Abril | | 12 | 12 | 12 | — | | 2 | | 7 | 5 | 12 | 14 | | 6 | 1 | 1 | 1 | 2 | 1 | 32 | | 6 | 1 | 3 | 3 | 7 |
| Mayo | | 21 | 21 | 19 | — | 1 | | | 6 | 2 | 15 | 30 | 2 | 1 | | | 1 | 3 | | 9 | 1 | 11 | | 2 | 6 | 17 |
| Junio | | 21 | 21 | 20 | — | 2 | 5 | | 4 | 1 | 19 | 33 | 2 | | | | | 5 | | 3 | | 4 | 3 | 8 | 5 | 21 |
| Julio | | 19 | 19 | 17 | — | | | | 7 | 1 | 17 | 33 | 1 | 3 | | 1 | | 1 | 2 | 7 | | 7 | 1 | 3 | 3 | 17 |
| Agosto | | 17 | 16 | 15 | — | | | | 3 | 3 | 12 | 26 | 2 | 1 | | 2 | | 12 | 3 | 18 | 2 | 6 | | 3 | 5 | 12 |
| Septiembre | | 13 | 13 | 11 | — | 2 | | | 5 | 3 | 10 | 14 | 1 | 2 | | | | 5 | 2 | 22 | 2 | 10 | 2 | 9 | 2 | 12 |
| Octubre | | 19 | 19 | 16 | — | | 1 | | 7 | 2 | 20 | 19 | 2 | 4 | | | | 2 | 3 | 9 | 1 | 6 | 1 | 8 | 9 | 22 |
| Noviembre | | 20 | 20 | 15 | — | | | | 8 | 2 | 14 | 15 | 2 | 4 | | 4 | | 7 | 1 | 12 | 1 | 10 | 2 | 6 | 2 | 16 |
| Diciembre | | 15 | 14 | 13 | — | | 1 | | 9 | 1 | 14 | 17 | | 4 | | | | 3 | 1 | 15 | 1 | 5 | | 6 | 12 | 22 |
| Año | | | | | | | | | | | | | | | | | | | | | | | | | | |

# HUAFO

| MESES | Presión atmosférica reducida a 0° y a 45° lat. Luftdruck reduciert auf 0° und Normalschwere | | | | | Temperatura (°C) Temperatur | | | | | | | | | | |
|---|---|---|---|---|---|---|---|---|---|---|---|---|---|---|---|---|
| | Promedio mm Mfttel. | Máxima mm Max. | Fecha Datum | Mínima mm Min. | Fecha Datum | 7 a | 2 p | 9 p | Media diaria Tages-Mittl. | Máxima media Mittl. Max. | Mínima media Mittl. Min. | Oscil. diaria Tägl. Schwank. | Máxima abs. Absol. Max. | Fecha Datum | Mínima abs. Absol. Min. | Fecha Datum |
| o | 749.3 | 759.9 | 8 | 738.6 | 18 | 12.2 | 14.4 | 12.5 | 12.9 | 15.4 | 10.8 | 4.6 | 17.8 | 12 | 8.0 | 21 |
| ero | 48.3 | 59.8 | 19 | 33.6 | 8 | 11.1 | 12.6 | 11.4 | 11.6 | 13.4 | 9.7 | 3.7 | 16.0 | 26 | 6.0 | 17 |
| o | 48.9 | 59.7 | 1.° | 37.7 | 24 | 10.7 | 12.1 | 10.7 | 11.0 | 13.1 | 8.9 | 4.2 | 18.4 | 16 | 4.2 | 25 |
| l | 48.4 | 60.8 | 8 | 33.0 | 26 | 10.1 | 11.6 | 10.4 | 10.6 | 12.4 | 8.1 | 4.3 | 20.1 | 15 | 5.2 | 7 |
| o | 46.8 | 58.7 | 24 | 26.8 | 6 | 8.1 | 9.8 | 8.6 | 8.8 | 10.4 | 6.5 | 3.9 | 14.8 | 29 | 3.0 | 23 |
| o | 46.0 | 62.2 | 29 | 27.9 | 8 | 7.9 | 8.5 | 8.2 | 8.2 | 9.0 | 6.2 | 2.8 | 11.7 | 5 | 0.4 | 28 |
| | 50.3 | 60.2 | 28 | 38.7 | 7 | 7.9 | 9.0 | 8.2 | 8.3 | 9.5 | 6.5 | 3.0 | 16.2 | 17 | 4.4 | 31 |
| to | 49.7 | 63.0 | 28 | 32.9 | 13 | 6.6 | 8.4 | 7.0 | 7.2 | 8.9 | 5.2 | 3.7 | 14.3 | 19 | 2.4 | 3,4 |
| iembre | 51.8 | 65.6 | 6 | 34.2 | 29 | 7.1 | 8.8 | 7.5 | 7.7 | 9.3 | 6.0 | 3.3 | 12.4 | 10 | 3.5 | 30 |
| bre | 49.9 | 60.4 | 1.° | 39.2 | 7 | 8.6 | 10.1 | 9.0 | 9.2 | 10.8 | 7.4 | 3.4 | 13.6 | 3 | 4.2 | 1.° |
| iembre | 50.0 | 59.2 | 20 | 35.7 | 25 | 8.2 | 9.9 | 8.7 | 8.9 | 10.7 | 6.8 | 3.9 | 14.3 | 18 | 4.3 | 3 |
| mbre | 48.2 | 56.5 | 19 | 39.2 | 22 | 10.5 | 12.1 | 10.9 | 11.1 | 12.9 | 9.6 | 3.3 | 16.3 | 17 | 6.3 | 10 |
| | 749.0 | 765.6 | 6-IX | 726.8 | 6-V | 9.1 | 10.6 | 9.4 | 9.6 | 11.3 | 7.6 | 3.7 | 20.1 | 15-IV | 0.4 | 28-VI |

| MESES | Humedad absoluta Absolute Feuchtigkeit | | | | Humedad relativa Relative Feuchtigkeit | | | | | Nebulosidad (0-10) Bewölkung | | | | Agua caída Niederschlag | | |
|---|---|---|---|---|---|---|---|---|---|---|---|---|---|---|---|---|
| | 7 a mm | 2 p mm | 9 p mm | Promedio Mittel | 7 a % | 2 p % | 9 p % | Promedio Mittel % | Mínima Min. % | 7 a | 2 p | 9 p | Promedio Mittel | Suma Summe mm | Máxima del día Tages-Max. mm | Fecha de la medida Gemessen am |
| o | 9.0 | 9.5 | 9.6 | 9.4 | 86 | 78 | 88 | 84 | 57 | 7.2 | 6.8 | 6.3 | 6.8 | 65.7 | 7.4 | 16 |
| ero | 8.4 | 8.6 | 8.8 | 8.6 | 85 | 80 | 87 | 84 | 54 | 7.5 | 7.2 | 6.5 | 7.1 | 106.4 | 14.3 | 13 |
| o | 8.5 | 8.7 | 8.4 | 8.5 | 88 | 82 | 84 | 85 | 54 | 7.5 | 6.7 | 5.9 | 6.7 | 78.4 | 21.0 | 23 |
| l | 7.8 | 8.1 | 7.9 | 7.9 | 85 | 80 | 84 | 83 | 33 | 6.6 | 6.6 | 6.4 | 6.5 | 71.7 | 17.3 | 20 |
| o | 6.9 | 7.4 | 7.0 | 7.1 | 84 | 81 | 83 | 83 | 51 | 7.1 | 6.3 | 6.5 | 6.6 | 159.5 | 30.3 | 7 |
| o | 7.0 | 7.1 | 6.8 | 7.0 | 86 | 84 | 83 | 84 | 47 | 7.4 | 7.4 | 7.0 | 7.3 | 232.6 | 37.4 | 12 |
| | 6.9 | 7.3 | 7.1 | 7.1 | 87 | 85 | 87 | 86 | 52 | 7.9 | 7.8 | 7.5 | 7.7 | 133.8 | 15.4 | 2 |
| to | 6.1 | 6.5 | 6.2 | 6.3 | 82 | 79 | 81 | 81 | 44 | 6.0 | 6.5 | 6.5 | 6.3 | 112.1 | 18.9 | 2 |
| iembre | 6.6 | 6.9 | 6.6 | 6.7 | 88 | 81 | 86 | 85 | 46 | 7.1 | 6.7 | 6.7 | 6.8 | 47.8 | 6.6 | 29 |
| bre | 7.2 | 7.5 | 7.5 | 7.4 | 87 | 82 | 88 | 86 | 59 | 7.6 | 7.2 | 7.1 | 7.3 | 52.8 | 8.4 | 16 |
| iembre | 7.2 | 7.4 | 6.9 | 7.2 | 86 | 81 | 81 | 83 | 55 | 8.3 | 7.5 | 7.5 | 7.8 | 72.2 | 9.6 | 5 |
| mbre | 8.4 | 9.1 | 8.9 | 8.8 | 88 | 86 | 91 | 88 | 60 | 8.4 | 7.9 | 7.8 | 8.0 | 74.2 | 10.3 | 5 |
| | 7.5 | 7.8 | 7.6 | 7.6 | 86 | 82 | 85 | 84 | 33 | 7.4 | 7.1 | 6.8 | 7.1 | 1207.2 | 37.4 | 12-VI |

| MESES | Evap. Verdunstung mm | Número de días con Zahl der Tage mit | | | | | | | | | Frecuencia de los vientos Windverteilung | | | | | | | | | | | | | | | |
|---|---|---|---|---|---|---|---|---|---|---|---|---|---|---|---|---|---|---|---|---|---|---|---|---|---|---|
| | | AGUA CAÍDA Niederschlag | | | Nieve Schnee | Granizo Graupel | Temp. eléct. Gewitter | Rel. de calor Kord. Leucht. | Nebl. y cam. Nebel | Cielo desp. Heit. Himmel | Cielo nubl. Trüber Himmel | N | NNE | NE | ENE | E | ESE | SE | SSE | S | SSW | SW | WSW | W | WNW | NW | NNW | C |
| | | ≥0.1 mm | ≥0.2 mm | ≥1.0 mm | ≥1.0 mm | | | | | | | | | | | | | | | | | | | | | |
| o | | 21 | 21 | 17 | — | | | | 11 | | 10 | 19 | | 1 | | | | | | 19 | | 15 | | 23 | | 13 | | 3 |
| ero | | 22 | 22 | 18 | — | 2 | | | 15 | 1 | 13 | 8 | | | | | | | | 22 | | 26 | | 19 | | 11 | | 1 |
| o | | 17 | 16 | 12 | — | 2 | | | 17 | 4 | 14 | 5 | | 1 | 1 | | 1 | 9 | 2 | 29 | 9 | 14 | 1 | 2 | 2 | 12 | 4 | 1 |
| l | | 17 | 16 | 12 | — | 1 | | | 16 | 4 | 12 | 7 | 9 | 12 | 3 | 2 | 1 | 1 | 3 | 3 | 8 | 25 | 2 | 4 | 3 | 1 | 6 | |
| o | | 24 | 24 | 21 | — | 5 | 1 | | 10 | 1 | 9 | 7 | 1 | 5 | 1 | 7 | 1 | 3 | | 5 | 2 | 18 | 5 | 9 | 8 | 13 | 8 | |
| o | | 24 | 23 | 22 | — | 4 | 3 | | 9 | | 13 | 12 | 5 | 19 | | | 1 | | 1 | 3 | 1 | 16 | 4 | 7 | 6 | 11 | 4 | |
| | | 22 | 22 | 20 | — | 3 | | | 12 | 1 | 18 | 10 | 3 | 17 | 2 | 5 | | 4 | 2 | | 4 | 8 | 6 | 8 | 9 | 13 | 2 | |
| to | | 15 | 15 | 13 | — | 2 | 2 | | 14 | 1 | 10 | 8 | | 13 | 2 | 10 | 3 | 9 | 5 | 5 | 11 | 5 | 1 | 5 | 8 | 6 | 2 | |
| iembre | | 19 | 19 | 13 | — | 1 | | | 11 | 1 | 12 | 6 | 8 | 11 | 2 | | 2 | 3 | 1 | 14 | 4 | 19 | 1 | 6 | 6 | 5 | 2 | |
| bre | | 21 | 20 | 14 | — | 3 | | | 18 | | 15 | 15 | 4 | 14 | 1 | | | | 1 | 6 | 4 | 12 | 7 | 9 | 5 | 9 | 6 | |
| iembre | | 25 | 24 | 15 | — | 5 | | | 16 | | 17 | 9 | 1 | 5 | | 1 | 4 | 1 | | | 4 | 13 | 18 | 12 | 6 | 10 | 6 | |
| mbre | | 24 | 22 | 14 | — | 2 | | | 17 | 1 | 20 | 10 | 6 | 6 | | | | | | | 8 | 6 | 13 | 15 | 6 | 20 | 3 | |
| | | 251 | 244 | 191 | — | 30 | 6 | | 166 | 14 | 163 | 116 | 37 | 104 | 12 | 25 | 13 | 30 | 15 | 106 | 55 | 177 | 58 | 119 | 59 | 124 | 43 | 5 |

# MELINKA

| MESES | Presión atmosférica reducida a 0° y a 45° lat. Luftdruck reduciert auf 0° und Normalschwere | | | | | Temperatura (°C) Temperatur | | | | | | | | | |
|---|---|---|---|---|---|---|---|---|---|---|---|---|---|---|---|
| | Promedio mm Mittel. | Máxima mm Max. | Fecha Datum | Mínima mm Min. | Fecha Datum | 7 a | 2 p | 9 p | Media diaria Tages-Mittl. | Máxima mediä Mittl. Max. | Mínima media Mittl. Min. | Oscil. diaria Tägl. Schwank. | Máxima abs. Absol. Max. | Fecha Datum | Mínima abs. Absol. Min. |
| Enero | | | | | | | | | | | | | | | |
| Febrero | | | | | | | | | | | | | | | |
| Marzo | | | | | | | | | | | | | | | |
| Abril | | | | | | 9.6 | 12.5 | 9.9 | 10.5 | 13.8 | 7.6 | 6.2 | 17.3 | 11 | 5.0 |
| Mayo | | | | | | 7.1 | 10.0 | 7.7 | 8.1 | 10.9 | 5.4 | 5.5 | 13.5 | 2 | 1.7 |
| Junio | | | | | | 6.7 | 8.9 | 7.2 | 7.5 | 9.9 | 5.2 | 4.7 | 12.0 | varios | -1.0 |
| Julio | | | | | | 7.0 | 9.3 | 7.3 | 7.7 | 9.9 | 5.3 | 4.6 | 13.0 | 17 | 2.0 |
| Agosto | | | | | | 6.6 | 9.2 | 6.8 | 7.3 | 9.7 | 4.6 | 5.1 | 12.0 | 20 | 1.5 |
| Septiembre | | | | | | 7.5 | 10.2 | 7.3 | 8.1 | 11.3 | 5.2 | 6.1 | 14.0 | 10 | 2.0 |
| Octubre | | | | | | 9.2 | 11.8 | 8.8 | 9.7 | 12.8 | 6.7 | 6.1 | 17.5 | 4 | 4.0 |
| Noviembre | | | | | | 9.3 | 11.3 | 8.8 | 9.5 | 12.3 | 6.4 | 5.9 | 16.5 | 30 | 3.0 |
| Diciembre | | | | | | 11.9 | 14.0 | 10.9 | 11.9 | 15.0 | 9.1 | 5.9 | 20.0 | 17 | 6.0 |
| Año | | | | | | | | | | | | | | | |

| MESES | Humedad absoluta Absolute Feuchtigkeit | | | | Humedad relativa Relative Feuchtigkeit | | | | | Nebulosidad (0-10) Bewölkung | | | | Agua caída Niederschlag | |
|---|---|---|---|---|---|---|---|---|---|---|---|---|---|---|---|
| | 7 a mm | 2 p mm | 9 p mm | Promedio Mittel | 7 a % | 2 p % | 9 p % | Promedio Mittel % | Mínima Min. % | 7 a | 2 p | 9 p | Promedio Mittel | Suma Summe mm | Máxima del día Tages-Max mm |
| Enero | | | | | | | | | | | | | | | |
| Febrero | | | | | | | | | | | | | | | |
| Marzo | | | | | | | | | | | | | | | |
| Abril | | | | | | | | | | 5.5 | 6.0 | 5.0 | 5.5 | 178.6 | 41.7 |
| Mayo | | | | | | | | | | 6.8 | 6.4 | 5.7 | 6.3 | 488.8 | 103.8 |
| Junio | | | | | | | | | | 7.3 | 7.6 | 6.6 | 7.2 | 342.4 | 57.5 |
| Julio | | | | | | | | | | 7.4 | 7.0 | 6.9 | 7.1 | 362.6 | 78.1 |
| Agosto | | | | | | | | | | 5.1 | 5.5 | 5.8 | 5.5 | 265.4 | 40.9 |
| Septiembre | | | | | | | | | | 6.7 | 5.8 | 5.5 | 6.0 | 210.0 | 41.4 |
| Octubre | | | | | | | | | | 6.9 | 6.0 | 6.9 | 6.6 | 338.5 | 55.6 |
| Noviembre | | | | | | | | | | 7.0 | 7.0 | 7.3 | 7.1 | 243.2 | 62.1 |
| Diciembre | | | | | | | | | | 7.0 | 6.5 | 7.3 | 6.9 | 254.8 | 67.5 |
| Año | | | | | | | | | | | | | | | |

| MESES | Evap. Verdunstung mm | Número de días con Zahl der Tage mit | | | | | | | | | Frecuencia de los vientos Windverteilung | | | | | | | | | | | | | | | |
|---|---|---|---|---|---|---|---|---|---|---|---|---|---|---|---|---|---|---|---|---|---|---|---|---|---|---|
| | | AGUA CAÍDA Niederschlag | | | Nieve Schnee | Granizo Graupel | Temp. eléct. Gewitter | Rel. de calor Kord. Leucht. | Nebl. y cam. Nebel | Cielo desp. Heit. Himmel | Cielo nubl. Trüber Himmel | N | NNE | NE | ENE | E | ESE | SE | SSE | S | SSW | SW | WSW | W | WNW | NW |
| | | ≥ 0.1 mm | ≥ 0.2 mm | ≥ 1.0 mm | ≥ 1.0 mm | | | | | | | | | | | | | | | | | | | | | |
| Enero | | | | | | | | | | | | | | | | | | | | | | | | | | |
| Febrero | | | | | | | | | | | | | | | | | | | | | | | | | | |
| Marzo | | | | | | | | | | | | | | | | | | | | | | | | | | |
| Abril | | 11 | 11 | 10 | — | | | | 3 | 4 | 9 | 11 | 1 | 11 | | 3 | 1 | 2 | | 29 | | 11 | 2 | 3 | 2 | 8 |
| Mayo | | 22 | 22 | 21 | — | | 1 | | | 3 | 11 | 28 | | 3 | | 2 | | 2 | | 8 | | 7 | 3 | 17 | | 9 |
| Junio | | 22 | 22 | 21 | — | 1 | 3 | | | 2 | 15 | 27 | 2 | 3 | | 2 | | 2 | 1 | 7 | 2 | 6 | 2 | 16 | | 12 |
| Julio | | 23 | 23 | 23 | — | | 1 | | 4 | 1 | 16 | 25 | | 4 | 4 | 1 | | 2 | | 7 | | 8 | 3 | 10 | | 14 |
| Agosto | | 18 | 18 | 18 | — | | 1 | | | 7 | 11 | 18 | 1 | | 2 | 5 | 2 | 6 | 4 | 18 | | 2 | 3 | 8 | 3 | 8 |
| Septiembre | | 16 | 16 | 15 | — | | | | | 5 | 10 | 20 | 1 | 3 | 4 | 2 | | | | 19 | | 10 | 3 | 9 | | 4 |
| Octubre | | 21 | 21 | 20 | — | | | | 1 | 1 | 12 | 30 | | | 1 | 1 | | 1 | | 6 | | 13 | 2 | 19 | | 11 |
| Noviembre | | 24 | 24 | 24 | — | | | | 1 | | 14 | 12 | | 5 | | 3 | | 1 | | 2 | 1 | 20 | 2 | 20 | 3 | 12 |
| Diciembre | | 20 | 20 | 19 | — | | 1 | | 1 | 1 | 10 | 18 | | 2 | | | | 1 | | 5 | | 18 | 1 | 18 | 1 | 12 |
| Año | | | | | | | | | | | | | | | | | | | | | | | | | | |

# EVANGELISTAS

| MESES | Presión atmosférica reducida a 0° y a 45° lat. Luftdruck reduciert auf 0° und Normalschwere | | | | | Temperatura (°C) Temperatur | | | | | | | | | | |
|---|---|---|---|---|---|---|---|---|---|---|---|---|---|---|---|---|
| | Promedio mm Mittel. | Máxima mm Max. | Fecha Datum | Mínima mm Min. | Fecha Datum | 7a | 2p | 9p | Media diaria Tages-Mittl. | Máxima media Mittl. Max. | Mínima media Mittl. Min. | Oscil. diaria Tägl Schwank. | Máxima abs. Absol Max. | Fecha Datum | Mínima abs. Absol. Min. | Fecha Damtu |
| ro | 744.7 | 757.8 | 25 | 730.3 | 11 | 9.3 | 9.7 | 9.4 | 9.5 | | | (1) | | | | |
| ero | 42.2 | 61.2 | 18 | 22.9 | 8 | 7.6 | 8.5 | 8.1 | 8.1 | | | | | | | |
| zo | 48.9 | 64.8 | 8 | 26.9 | 31 | 7.7 | 8.1 | 7.9 | 7.9 | | | | | | | |
| l | 50.1 | 65.5 | 14 | 32.0 | 27 | 7.5 | 7.8 | 7.5 | 7.6 | | | | | | | |
| o | 45.6 | 68.7 | 27 | 24.3 | 14 | 5.2 | 5.5 | 5.2 | 5.3 | | 0.8 | | | | -2.0 | 3 |
| o | 45.2 | 67.9 | 29 | 32.7 | 8 | 5.6 | 5.6 | 5.4 | 5.5 | | 0.9 | | | | -3.0 | 26 |
| o | 47.0 | 62.6 | 16 | 33.0 | 8 | 5.3 | 5.6 | 5.3 | 5.4 | | 1.3 | | | | -2.2 | 25 |
| sto | 54.1 | 69.4 | 27 | 38.0 | 23 | 3.5 | 4.0 | 3.7 | 3.7 | | 0.1 | | | | -2.8 | 2 |
| iembre | 49.6 | 69.6 | 6 | 29.5 | 28 | 4.6 | 5.2 | 4.9 | 4.9 | | 0.9 | | | | -3.3 | 29 |
| bre | 47.0 | 61.5 | 1.º | 26.0 | 16 | 6.4 | 7.0 | 6.7 | 6.7 | | 2.5 | | | | 0.0 | 1.º,2,16 |
| iembre | 43.7 | 60.8 | 20 | 24.1 | 5 | 5.2 | 5.5 | 5.2 | 5.3 | | 1.1 | | | | -1.9 | 27 |
| mbre | 45.1 | 60.0 | 30 | 33.3 | 11 | 7.1 | 8.0 | 7.6 | 7.6 | | 3.1 | | | | 0.0 | 11 |
| | 746.9 | 769.6 | 6-IX | 722.9 | 8-II | 6.3 | 6.7 | 6.4 | 6.4 | | | | | | | |

| MESES | Humedad absoluta Absolute Feuchtigkeit | | | | Humedad relativa Relative Feuchtigkeit | | | | | Nebulosidad (0-10) Bewölkung | | | | Agua caída Niederschlag | | |
|---|---|---|---|---|---|---|---|---|---|---|---|---|---|---|---|---|
| | 7a mm | 2p mm | 9p mm | Promedio Mittel | 7a % | 2p % | 9p % | Promedio Mittel % | Mínima Min. % | 7a | 2p | 9p | Promedio Mittel | Suma Summe mm | Máxima del día Tages-Max. mm | Fecha de la medida Gemessen am |
| ro | 8.0 | 7.9 | 7.9 | 7.9 | 91 | 88 | 90 | 90 | 72 | 9.1 | 8.9 | 9.0 | 9.0 | 402.3 | 38.0 | 30 |
| ero | 7.3 | 7.5 | 7.2 | 7.3 | 93 | 91 | 90 | 91 | 60 | 9.0 | 8.4 | 9.0 | 8.8 | 351.5 | 48.0 | 15 |
| zo | 7.4 | 7.4 | 7.4 | 7.4 | 92 | 91 | 93 | 92 | 67 | 9.5 | 9.0 | 9.3 | 9.3 | 295.3 | 42.7 | 30 |
| l | 7.1 | 7.1 | 7.1 | 7.1 | 92 | 89 | 91 | 91 | 60 | 9.4 | 9.3 | 8.8 | 9.2 | 288.0 | 58.8 | 10 |
| o | 5.9 | 5.8 | 5.8 | 5.8 | 89 | 85 | 87 | 87 | 55 | 8.5 | 8.1 | 7.8 | 8.1 | 256.1 | 46.1 | 13 |
| o | 6.3 | 5.9 | 5.9 | 6.0 | 91 | 85 | 87 | 88 | 69 | 8.2 | 8.0 | 7.9 | 8.0 | 254.9 | 48.3 | 21 |
| o | 6.2 | 6.0 | 5.9 | 6.0 | 92 | 87 | 88 | 89 | 62 | 8.8 | 8.7 | 8.6 | 8.7 | 316.4 | 56.1 | 15 |
| sto | 5.1 | 5.0 | 5.0 | 5.0 | 86 | 83 | 83 | 84 | 62 | 7.7 | 7.6 | 7.2 | 7.5 | 106.4 | 21.6 | 9 |
| iembre | 5.8 | 6.0 | 6.1 | 6.0 | 91 | 90 | 93 | 91 | 68 | 9.1 | 8.6 | 8.6 | 8.8 | 431.0 | 50.1 | 21 |
| bre | 5.6 | 6.5 | 6.6 | 6.6 | 91 | 87 | 90 | 89 | 63 | 8.7 | 8.8 | 9.2 | 8.9 | 392.6 | 51.2 | 22 |
| iembre | 5.7 | 5.8 | 5.7 | 5.7 | 86 | 85 | 85 | 85 | 56 | 9.0 | 8.7 | 8.9 | 8.9 | 250.7 | 34.5 | 11 |
| mbre | 6.5 | 6.5 | 6.5 | 6.5 | 87 | 81 | 83 | 84 | 53 | 8.8 | 8.3 | 8.5 | 8.5 | 159.3 | 23.0 | 1.º |
| | 6.5 | 6.4 | 6.4 | 6.4 | 90 | 87 | 88 | 88 | 53 | 8.8 | 8.5 | 8.6 | 8.6 | 3504.5 | 58.8 | 10-IV |

| MESES | Evap. Verdunstung | Número de días con Zahl der Tage mit | | | | | | | | | Frecuencia de los vientos Windverteilung | | | | | | | | | | | | | | | |
|---|---|---|---|---|---|---|---|---|---|---|---|---|---|---|---|---|---|---|---|---|---|---|---|---|---|---|
| | mm | AGUA CAÍDA Niederschlag | | | Nieve Schnee | Granizo Graupel | Temp. eléct. Gewitter | Rel. de calor Kord. Leucht. | Nebl. y cam. Nebel | Cielo desp. Hell Himmel | Cielo nubl. Trüber Himmel | N | NNE | NE | ENE | E | ESE | SE | SSE | S | SSW | SW | WSW | W | WNW | NW | NNW | C |
| | | >0.1 mm | >0.2 mm | >1.0 mm | >1.0 mm | | | | | | | | | | | | | | | | | | | | | | |
| ro | | 27 | 27 | 27 | — | | | | | | 27 | 4 | | 3 | | | | | | 4 | | 11 | 5 | 17 | 20 | 20 | 8 | 1 |
| ero | | 28 | 28 | 27 | — | 3 | | | 12 | | 24 | 1 | 1 | | | | | 1 | | 5 | 5 | 18 | 9 | 21 | 10 | 10 | 6 | |
| zo | | 27 | 27 | 25 | — | 5 | | | | | 29 | 1 | | | 1 | | | 1 | | 5 | 10 | 12 | 18 | 15 | 10 | 11 | 8 | 1 |
| l | | 23 | 21 | 19 | — | | | | | | 26 | 1 | 1 | 3 | 3 | 3 | 1 | 2 | 2 | 1 | 9 | 11 | 6 | 16 | 8 | 7 | 2 | 14 |
| o | | 26 | 25 | 23 | — | 6 | | | 7 | | 19 | 1 | 1 | | | 9 | | 4 | 4 | | 11 | 19 | 9 | 12 | 5 | 8 | 10 | |
| o | | 27 | 27 | 24 | — | 2 | | | 3 | 1 | 20 | 8 | | 4 | 3 | 7 | | 3 | | 11 | 5 | 4 | 1 | 16 | | 14 | 8 | 6 |
| o | | 29 | 29 | 25 | — | 7 | | | 6 | | 26 | 3 | 5 | 2 | | 2 | | 3 | 1 | 3 | | 19 | 7 | 6 | 14 | 17 | 10 | 1 |
| sto | | 21 | 20 | 14 | — | 8 | | | 1 | | 15 | 3 | 1 | 4 | 1 | 5 | 3 | 9 | 1 | 20 | 5 | 11 | 4 | 8 | 3 | 8 | 5 | 2 |
| iembre | | 29 | 29 | 26 | — | 3 | | | 4 | | 25 | 3 | | | | | | | | 14 | 4 | 11 | 8 | 19 | 15 | 8 | 7 | 1 |
| bre | | 29 | 29 | 27 | — | 3 | | | 7 | | 26 | 8 | | 2 | | 3 | | | | 1 | | 9 | 18 | 11 | 14 | 17 | 9 | |
| iembre | | 28 | 28 | 27 | — | 7 | | | 9 | | 25 | 1 | | | | | | | 6 | 15 | 4 | 17 | 11 | 16 | 11 | 6 | | 3 |
| mbre | | 29 | 28 | 24 | — | 4 | | | 7 | | 23 | 4 | 1 | | | 2 | | | 4 | 3 | 2 | 14 | 14 | 16 | 13 | 10 | 6 | 4 |
| | | 323 | 318 | 288 | — | 48 | | | 56 | 1 | 285 | 38 | 10 | 18 | 8 | 31 | 4 | 23 | 18 | 82 | 55 | 156 | 110 | 173 | 123 | 136 | 79 | 33 |

[illegible]ilaciones diarias de la temperatura en Evangelistas publicadas en las páginas anteriores son inaceptables.

## DUNGENES

| MESES | Presión atmosférica reducida a 0° y a 45° lat. Luftdruck reduciert auf 0° und Normalschwere | | | | | Temperatura (°C) Temperatur | | | | | | | | | |
|---|---|---|---|---|---|---|---|---|---|---|---|---|---|---|---|
| | Promedio mm Mittel. | Máxima mm Max. | Fecha Datum | Mínima mm Min. | Fecha Datum | 7a | 2p | 9p | Media diaria Tages-Mittl. | Máxima media Mittl. Max. | Mínima media Mittl. Min. | Oscil. diaria Tägl Schwank. | Máxima abs. Absol Max. | Fecha Datum | Mínima abs. Absol. Min. |
| Enero | 748.8 | 760.6 | 25 | 734.4 | 11 | 11.6 | 14.3 | 11.6 | 12.3 | 16.0 | 7.2 | 8.8 | 22.4 | 15 | 5.0 |
| Febrero | 44.6 | 64.4 | 19 | 26.6 | 8 | 9.2 | 13.1 | 10.3 | 10.7 | 14.0 | 6.8 | 7.2 | 19.8 | 12 | 5.0 |
| Marzo | 49.9 | 62.7 | 7 | 26.0 | 31 | 8.7 | 11.6 | 9.3 | 9.7 | 12.9 | 6.1 | 6.8 | 16.8 | 5 | 1.0 |
| Abril | 52.5 | 65.8 | 13 | 35.4 | 27 | 7.9 | 9.3 | 8.2 | 8.4 | 10.7 | 5.1 | 5.6 | 15.8 | 12 | 1.0 |
| Mayo | 49.6 | 72.4 | 27 | 29.8 | 15 | 4.2 | 5.6 | 4.9 | 4.9 | 6.8 | 2.5 | 4.3 | 10.6 | 12 | 1.0 |
| Junio | 46.2 | 60.8 | 28 | 30.4 | 7, 9 | 3.5 | 4.6 | 3.3 | 3.7 | 6.8 | 1.8 | 5.0 | 11.0 | 27 | 0.9 |
| Julio | 48.9 | 70.5 | 16 | 30.7 | 8 | 3.1 | 4.4 | 3.6 | 3.7 | 6.0 | 1.6 | 4.4 | 8.9 | 15 | 0.2 |
| Agosto | 57.5 | 73.7 | 28 | 40.9 | 11 | 1.6 | 3.7 | 2.4 | 2.5 | 5.1 | 0.2 | 4.9 | 9.9 | 23 | -4.8 |
| Septiembre | 52.7 | 69.4 | 6 | 29.6 | 28 | 3.5 | 6.1 | 4.4 | 4.6 | 7.8 | 1.9 | 5.9 | 14.0 | 25 | 0.0 |
| Octubre | 52.3 | 68.0 | 9 | 36.2 | 22 | 6.2 | 9.8 | 6.8 | 7.4 | 11.1 | 5.4 | 5.7 | 18.5 | 26 | 1.5 |
| Noviembre | 45.2 | 61.9 | 20 | 28.3 | 5 | 6.1 | 9.4 | 6.3 | 7.0 | 10.8 | 4.8 | 6.0 | 14.4 | 24 | 3.0 |
| Diciembre | 48.2 | 63.4 | 29 | 38.0 | 11 | 8.9 | 12.4 | 9.3 | 10.0 | 13.4 | 8.0 | 5.4 | 17.0 | 17 | 6.2 |
| Año | 749.7 | 773.7 | 28-VIII | 726.0 | 31-III | 6.2 | 8.7 | 6.7 | 7.1 | 10.1 | 4.3 | 5.8 | 22.4 | 15-I | -4.8 |

| MESES | Humedad absoluta Absolute Feuchtigkeit | | | | Humedad relativa Relative Feuchtigkeit | | | | | Nebulosidad (0-10) Bewölkung | | | | Agua caida Niederschlag | |
|---|---|---|---|---|---|---|---|---|---|---|---|---|---|---|---|
| | 7 a mm | 2 p mm | 9 p mm | Promedio Mittel | 7 a % | 2 p % | 9 p % | Promedio Mittel % | Mínima Min. % | 7 a | 2 p | 9 p | Promedio Mittel | Suma Summe mm | Máxima del dia Tages-Max. mm |
| Enero | 8.6 | 10.7 | 9.2 | 9.5 | 85 | 87 | 89 | 87 | 55 | 7.6 | 7.7 | 7.4 | 7.6 | 35.1 | 8.4 |
| Febrero | 7.5 | 9.8 | 8.4 | 8.6 | 87 | 87 | 89 | 88 | 55 | 6.3 | 7.0 | 5.5 | 6.3 | 15.8 | 6.5 |
| Marzo | 7.4 | 8.8 | 7.5 | 7.9 | 87 | 84 | 84 | 85 | 45 | 5.6 | 5.4 | 5.1 | 5.4 | 27.1 | 10.0 |
| Abril | 6.9 | 7.5 | 7.0 | 7.1 | 87 | 86 | 85 | 86 | 37 | 5.6 | 6.1 | 7.3 | 6.3 | 12.2 | 7.1 |
| Mayo | 5.5 | 5.9 | 5.6 | 5.5 | 88 | 87 | 86 | 87 | 66 | 4.0 | 4.4 | 4.5 | 4.3 | 1.5 | 1.5 |
| Junio | 5.4 | 5.6 | 5.5 | 5.7 | 91 | 88 | 93 | 91 | 61 | 6.5 | 7.1 | 4.7 | 6.1 | 30.0 | 28.0 |
| Julio | 4.8 | 5.3 | 5.1 | 5.1 | 84 | 84 | 86 | 85 | 64 | 5.9 | 6.3 | 4.8 | 5.7 | | |
| Agosto | 4.5 | 4.9 | 4.7 | 4.7 | 88 | 82 | 86 | 85 | 53 | 4.1 | 4.7 | 3.2 | 4.0 | 1.7 | 1.2 |
| Septiembre | 5.6 | 6.4 | 5.9 | 6.0 | 94 | 95 | 94 | 93 | 63 | 6.0 | 6.0 | 4.8 | 5.6 | 3.5 | 3.5 |
| Octubre | 6.7 | 8.7 | 6.9 | 7.4 | 95 | 85 | 93 | 94 | 80 | 6.7 | 7.0 | 5.0 | 6.2 | 3.9 | 2.1 |
| Noviembre | 6.6 | 8.2 | 6.7 | 7.2 | 93 | 83 | 94 | 93 | 65 | 6.4 | 7.2 | 5.4 | 6.3 | 5.6 | 3.5 |
| Diciembre | 7.8 | 9.3 | 8.1 | 8.4 | 92 | 87 | 92 | 90 | 66 | 6.0 | 6.6 | 7.4 | 6.7 | 47.9 | 13.3 |
| Año | 6.4 | 7.6 | 6.7 | 6.9 | 89 | 88 | 89 | 89 | 37 | 5.9 | 6 3 | 5.4 | 5.9 | | |

| MESES | Evap. Verdunstung mm | Número de días con Zahl der Tage mit | | | | | | | | | Frecuencia de los vientos Windverteilung | | | | | | | | | | | | | | | |
|---|---|---|---|---|---|---|---|---|---|---|---|---|---|---|---|---|---|---|---|---|---|---|---|---|---|---|
| | | Agua caída Niederschlag ≥0.1 mm | ≥0.2 mm | ≥1.0 mm | Nieve Schnee ≥1.0 mm | Granizo Graupel | Temp. eléct. Gewitter | Rel. de calor Kord. Leucht. | Nebl. y cam. Nebel | Cielo desp. Heit Himmel | Cielo nubl. Trüber Himmel | N | NNE | NE | ENE | E | ESE | SE | SSE | S | SSW | SW | WSW | W | WNW | NW | NNW |
| Enero | | 7 | 7 | 6 | — | | | | 2 | | 16 | | | 1 | | 1 | 6 | 3 | | | 23 | 17 | 3 | 5 | 10 | |
| Febrero | | 4 | 4 | 3 | — | | | | 5 | | 5 | | | | | 1 | | | 1 | 3 | 37 | 11 | 9 | 1 | 10 | |
| Marzo | | 6 | 6 | 5 | — | 1 | | | 6 | 4 | 9 | | | | | | | 1 | | 1 | 3 | 49 | 6 | 4 | 3 | 5 | |
| Abril | | 3 | 3 | 3 | — | | | | 3 | 4 | 13 | 5 | 3 | 1 | | | | | | | 3 | 35 | 17 | 2 | | 1 | |
| Mayo | | 1 | 1 | 1 | — | | | | 3 | 13 | 8 | | | | | | | 4 | | 3 | 3 | 37 | 7 | 4 | 7 | 4 | |
| Junio | | 2 | 2 | 2 | — | | | | 5 | 4 | 9 | 4 | | 4 | | | 2 | 3 | 5 | 1 | 4 | 19 | 4 | 2 | 1 | 14 | |
| Julio | | | | | — | | | | | 2 | 8 | | 1 | 5 | 2 | | | 6 | 3 | 1 | 1 | 18 | 19 | 9 | 6 | 11 | |
| Agosto | | 2 | 2 | 1 | — | | | | | 6 | | | | | 4 | 7 | | | | | 4 | 25 | 22 | 4 | 6 | 7 | |
| Septiembre | | 1 | 1 | 1 | — | 2 | | | 2 | 4 | 7 | | | 3 | | | | 1 | 1 | 1 | 7 | 26 | 14 | 13 | 10 | 6 | |
| Octubre | | 4 | 4 | 1 | — | 1 | 1 | | | 1 | 7 | 8 | 2 | 1 | | 3 | | | | 1 | 6 | 13 | 26 | 10 | 4 | 13 | |
| Noviembre | | 4 | 3 | 2 | — | 6 | | | 1 | 1 | 7 | 1 | 2 | | | 1 | | | | 2 | 7 | 33 | 28 | 6 | 4 | 1 | |
| Diciembre | | 12 | 11 | 9 | — | 3 | | | 3 | | 10 | 5 | 7 | 4 | 1 | | | 1 | | 2 | 6 | 29 | 20 | 9 | 6 | 1 | |
| Año | | | | | — | 13 | 1 | | 30 | 39 | 99 | 23 | 15 | 19 | 7 | 13 | 8 | 19 | 10 | 12 | 47 | 344 | 191 | 75 | 53 | 83 | |

# PUNTA ARENAS

| MESES | Presión atmosférica reducida a 0° y a 45° lat. Luftdruck reduciert auf 0° und Normalschwere | | | | | Temperatura (°C) Temperatur | | | | | | | | | | |
|---|---|---|---|---|---|---|---|---|---|---|---|---|---|---|---|---|
| | Promedio mm Mittel. | Máxima mm Max. | Fecha Datum | Mínima mm Min. | Fecha Datum | 7a | 2p | 9p | Media diaria Tages-Mittl. | Máxima mediä Mittl. Max. | Mínima media Mittl. Min. | Oscil. diaria Tägl. Schwank. | Máxima abs. Absol. Max. | Fecha Datum | Mínima abs. Absol. Min. | Fecha Datum |
| ro | 748.5 | 760.1 | 25 | 732.4 | 11 | 10.5 | 14.0 | 9.9 | 11.1 | 16.1 | 7.1 | 9.0 | 19.4 | 27 | 4.4 | 20 |
| rero | 44.9 | 64.8 | 19 | 27.2 | 8 | 8.3 | 11.4 | 7.3 | 8.6 | 13.3 | 4.9 | 8.4 | 18.0 | 12 | 2.2 | 17 |
| zo | 50.5 | 64.0 | 7 | 24.3 | 31 | 8.0 | 11.4 | 7.8 | 8.7 | 13.3 | 5.1 | 8.2 | 17.8 | 5 | 1.0 | 25 |
| l | 53.2 | 67.4 | 14 | 36.7 | 27 | 6.2 | 9.4 | 6.3 | 7.1 | 10.8 | 3.9 | 6.9 | 17.9 | 10 | -1.0 | 18,19 |
| o | 49.6 | 72.7 | 27,28 | 30.9 | 14 | 2.0 | 4.1 | 2.1 | 2.6 | 5.4 | 0.1 | 5.3 | 11.9 | 13 | -4.6 | 29 |
| o | 50.9 | 67.5 | 29 | 37.3 | 22 | 1.4 | 3.1 | 1.8 | 2.0 | 4.2 | -0.6 | 4.8 | 8.8 | 5 | -5.5 | 15 |
| o | 52.0 | 72.9 | 16 | 37.7 | 8 | 2.0 | 3.7 | 2.3 | 2.6 | 4.6 | -0.1 | 4.7 | 8.8 | 14 | -5.5 | 26 |
| sto | 58.1 | 74.3 | 28 | 42.5 | 24 | 0.5 | 3.9 | 1.2 | 1.7 | 4.8 | -1.1 | 5.9 | 10.3 | 31 | -4.1 | 20 |
| iembre | 52.5 | 72.2 | 6 | 30.6 | 28 | 3.7 | 6.4 | 3.6 | 4.3 | 7.7 | 1.3 | 6.4 | 11.5 | 24 | -2.5 | 29 |
| bre | 51.4 | 64.1 | 3 | 35.5 | 17 | 7.0 | 10.4 | 6.3 | 7.5 | 11.9 | 3.5 | 8.4 | 17.0 | 21 | 0.4 | 22 |
| iembre | 45.3 | 62.5 | 19 | 26.4 | 5 | 7.0 | 8.7 | 4.9 | 6.4 | 11.2 | 2.3 | 8.9 | 17.4 | 30 | -1.0 | 15 |
| embre | 48.7 | 63.1 | 30 | 38.6 | 11 | 9.8 | 12.4 | 8.0 | 9.6 | 14.2 | 5.4 | 8.8 | 16.8 | 31 | 1.5 | 30 |
| | 750.5 | 774.3 | 28-VIII | 24.3 | 31-III | 5.5 | 8.2 | 5.1 | 6.0 | 9.8 | 2.6 | 7.2 | 19.4 | 27-I | -5.5 | 15-VI 26-VII |

| MESES | Humedad absoluta Absolute Feuchtigkeit | | | | Humedad relativa Relative Feuchtigkeit | | | | | Nebulosidad (0-10) Bewölkung | | | | Agua caída Niederschlag | | |
|---|---|---|---|---|---|---|---|---|---|---|---|---|---|---|---|---|
| | 7a mm | 2p mm | 9p mm | Promedio Mittel | 7a % | 2p % | 9p % | Promedio Mittel % | Mínima Min. % | 7a | 2p | 9p | Promedio Mittel | Suma Summe mm | Máxima del día Tages-Max mm | Fecha de la medida Gemessen am |
| ro | 6.9 | 6.7 | 6.4 | 6.7 | 73 | 57 | 70 | 67 | 37 | 7.6 | 6.9 | 6.9 | 7.1 | 56.3 | 17.6 | 11 |
| rero | 5.8 | 6.1 | 5.8 | 5.9 | 71 | 61 | 75 | 69 | 40 | 7.6 | 8.2 | 4.9 | 6.9 | 40.4 | 16.0 | 4 |
| zo(1) | 5.9 | 5.7 | 5.7 | 5.8 | 73 | 56 | 71 | 67 | 39 | 6.6 | 7.2 | 6.2 | 6.7 | 38.2 | 11.2 | 25 |
| l | 5.9 | 6.0 | 5.8 | 5.9 | 81 | 68 | 80 | 76 | 42 | 7.2 | 6.2 | 5.7 | 6.4 | 74.9 | 14.2 | 27 |
| o | 4.4 | 4.5 | 4.4 | 4.4 | 82 | 73 | 81 | 79 | 55 | 6.3 | 7.4 | 5.2 | 6.3 | 43.8 | 12.9 | 16 |
| o | 4.4 | 4.6 | 4.4 | 4.5 | 85 | 78 | 83 | 82 | 48 | 6.9 | 7.0 | 6.2 | 6.7 | 19.4 | 6.7 | 18 |
| sto | 4.5 | 4.6 | 4.5 | 4.5 | 84 | 78 | 81 | 81 | 54 | 8.0 | 7.9 | 7.0 | 7.6 | 80.8 | 23.3 | 7 |
| iembre(2) | 3.8 | 4.0 | 3.8 | 3.9 | 80 | 66 | 76 | 74 | 47 | 6.4 | 6.5 | 6.0 | 6.3 | 7.6 | 4.0 | 9 |
| bre | 4.4 | 4.4 | 4.4 | 4.4 | 74 | 60 | 72 | 69 | 36 | 7.0 | 7.7 | 6.7 | 7.1 | 41.9 | 15.4 | 29 |
| iembre | 5.3 | 5.3 | 5.3 | 5.3 | 70 | 57 | 74 | 67 | 37 | 8.1 | 7.9 | 7.0 | 7.7 | 29.8 | 12.1 | 11 |
| embre | 4.9 | 5.1 | 4.8 | 4.9 | 64 | 60 | 72 | 65 | 42 | 7.2 | 7.4 | 6.5 | 7.0 | 56.0 | 12.4 | 25 |
| | 5.9 | 6.0 | 5.9 | 5.9 | 64 | 56 | 72 | 64 | 34 | 6.8 | 7.5 | 6.6 | 7.0 | 29.8 | 10.0 | 3 |
| | 5.2 | 5.2 | 5.1 | 5.2 | 75 | 64 | 78 | 72 | 34 | 7.1 | 7.3 | 6.2 | 6.9 | 518.9 | 23.3 | 7-VII |

| MESES | Evap. Verdunstung | Número de días con Zahl der Tage mit | | | | | | | | | Frecuencia de los vientos Windverteilung | | | | | | | | | | | | | | | |
|---|---|---|---|---|---|---|---|---|---|---|---|---|---|---|---|---|---|---|---|---|---|---|---|---|---|---|
| | mm | AGUA CAÍDA Niederschlag | | | Nieve Schnee | Granizo Graupel | Temp. eléct. Gewitter | Rel. de calor Kord. Leucht. | Nebl. y cam. Nebel | Cielo desp. Heit. Himmel | Cielo nubl. Trüber Himmel | N | NNE | NE | ENE | E | ESE | SE | SSE | S | SSW | SW | WSW | W | WNW | NW | NNW | C |
| | | ≥0.1 mm | ≥0.2 mm | ≥1.0 mm | ≥1.0 mm | | | | | | | | | | | | | | | | | | | | | |
| ro | 59.7 | 23 | 21 | 14 | | | | | | | 15 | 22 | | 6 | | | | 1 | | 4 | | 2 | | 32 | | 13 | | 13 |
| rero | 60.9 | 16 | 15 | 10 | | 1 | | | | | 9 | 10 | 1 | | | | | 1 | | 1 | | 7 | 4 | 26 | 4 | 8 | 8 | 17 |
| zo | 71.9 | 11 | 10 | 7 | 1 | | | | | 1 | 9 | 7 | 1 | 2 | | | | 3 | | 2 | 1 | 17 | 6 | 30 | 2 | 8 | 6 | 8 |
| l | 30.5 | 14 | 12 | 10 | 2 | | | | 3 | 4 | 12 | 7 | 2 | 5 | 2 | 2 | 1 | 1 | 1 | 2 | 4 | 8 | 4 | 26 | 3 | 5 | | 17 |
| o | 19.6 | 14 | 12 | 6 | 7 | | | | 2 | 4 | 9 | 16 | | 1 | | | | | | 1 | | 10 | 2 | 22 | 4 | 11 | | 26 |
| o | 6.7 | 13 | 11 | 5 | 4 | | | | 2 | 4 | 12 | 7 | 1 | | 2 | 1 | | 1 | | 2 | 2 | 16 | 2 | 17 | 2 | 7 | 6 | 24 |
| o | 13.8 | 19 | 16 | 11 | 11 | 1 | | | 1 | | 16 | 9 | 8 | 4 | 1 | | 3 | 1 | 3 | 1 | 2 | 5 | 5 | 17 | 3 | 13 | 3 | 15 |
| sto | 19.8 | 3 | 3 | 2 | 3 | | | | | 3 | 14 | 9 | 3 | | 3 | | 2 | | 1 | | 6 | 11 | 5 | 26 | 5 | 5 | 4 | 13 |
| iembre | 33.1 | 18 | 14 | 10 | 7 | 1 | | | 2 | 1 | 12 | 4 | 1 | | 1 | | 1 | | | | | 13 | 5 | 26 | 13 | 12 | 7 | 4 |
| bre | 43.8 | 9 | 6 | 6 | | 1 | | | 1 | | 17 | 9 | 5 | 3 | 2 | 1 | | 1 | | 1 | 3 | 2 | 4 | 29 | 10 | 10 | 9 | 4 |
| iembre | 51.5 | 17 | 14 | 13 | 9 | 1 | | | | | 15 | 2 | | | 1 | 1 | 1 | 1 | 3 | 1 | 3 | 8 | 10 | 39 | 8 | 5 | 5 | 2 |
| embre | 54.8 | 19 | 14 | 9 | 1 | 2 | | | | 2 | 11 | 2 | 4 | 2 | 1 | 3 | 1 | 5 | 6 | 4 | 2 | 4 | 7 | 31 | 7 | 2 | 3 | 9 |
| | 466.1 | 176 | 148 | 103 | 45 | 7 | | | 11 | 19 | 151 | 104 | 26 | 23 | 13 | 8 | 9 | 15 | 14 | 19 | 23 | 103 | 54 | 321 | 61 | 99 | 51 | 152 |

# SAN ISIDRO

| MESES | Presión atmosférica reducida a 0° y a 45° lat. Luftdruck reduciert auf 0° und Normalschwere | | | | | Temperatura (°C) Temperatur | | | | | | | | | |
|---|---|---|---|---|---|---|---|---|---|---|---|---|---|---|---|
| | Promedio mm Mittel. | Máxima mm Max. | Fecha Datum | Mínima mm Min. | Fecha Datum | 7a | 2p | 9p | Media diaria Tages-Mittl. | Máxima media Mittl. Max. | Mínima media Mittl. Min. | Oscil. diaria Tägl Schwank. | Máxima abs. Absol. Max. | Fecha Datum | Mínima abs. Absol. Min |
| Enero | | | | | | | | | | | | | | | |
| Febrero | 741.4 | 760.8 | 19 | 724.7 | 8 | 7.1 | 9.2 | 7.6 | 7 9 | | | | | | |
| Marzo | 46.8 | 58.9 | 7 | 20.6 | 31 | 7.6 | 9.1 | 7.4 | 7.9 | | | | | | |
| Abril | 50.1 | 64.3 | 14 | 33.7 | 27 | 6.4 | 8.2 | 6.9 | 7.1 | 9.0 | 5.3 | 3.7 | 15.8 | 10 | 1.0 |
| Mayo | 46.0 | 68.5 | 28 | 27.7 | 14 | 2.7 | 3.9 | 2.9 | 3.1 | 4.8 | 1.4 | 3.4 | 9.0 | 13, 14 | -2.8 |
| Junio | 47.7 | 62.7 | 28 | 34.3 | 22 | 2.4 | 3.6 | 2.9 | 3.0 | | | | | | |
| Julio | 48.5 | 68.3 | 16 | 33.9 | 8 | 2.4 | 3.4 | 3.0 | 3.0 | 4.3 | 1.0 | 3.3 | 8.4 | 14 | -4.0 |
| Agosto | 54.4 | 70.4 | 28 | 39.2 | 11 | 1.6 | 3.4 | 2.0 | 2.3 | 3.8 | 0.6 | 3.2 | 8.6 | 31 | -1.8 |
| Septiembre | 48.7 | 67.8 | 6 | 28.9 | 28 | 3.4 | 5.7 | 4.0 | 4.3 | 7.0 | 2.0 | 5.0 | 13.2 | 24 | -3.3 |
| Octubre | 44.2 | | | | | 6.2 | 9.1 | 6.3 | 7.0 | 10.0 | 4.2 | 5.8 | | | |
| Noviembre | 41.7 | 58.6 | 19 | 21.3 | 5 | 5.0 | 6.8 | 4.9 | 5.4 | 8.3 | 2.8 | 5.5 | 13.8 | 8 | -1.0 |
| Diciembre | 45.2 | 59.3 | 30 | 30.0 | 11 | 7.6 | 9.8 | 7.7 | 8.2 | 10.8 | 5.6 | 5.2 | 14.6 | 18 | 2.0 |
| Año | | | | | | | | | | | | | | | |

| MESES | Humedad absoluta Absolute Feuchtigkeit | | | | Humedad relativa Relative Feuchtigkeit | | | | | Nebulosidad (0-10) Bewölkuug | | | | Agua caída Niederschlag | | |
|---|---|---|---|---|---|---|---|---|---|---|---|---|---|---|---|---|
| | 7 a mm | 2 p mm | 9 p mm | Promedio Mittel | 7 a % | 2 p % | 9 p % | Promedio Mittel % | Mínima Min. % | 7 a | 2 p | 9 p | Promedio Mittel | Suma Summe mm | Máxima del día Tages-Max. mm | Fe |
| Enero | | | | | | | | | | | | | | | | |
| Febrero | 6.6 | 7.4 | 6.7 | 6.9 | 88 | 85 | 86 | 86 | 62 | 8.4 | 8.7 | 7.6 | 8.2 | 216.5 | 25.5 | |
| Marzo | 6.4 | 6.5 | 6.4 | 6.4 | 82 | 76 | 84 | 81 | 51 | 7.5 | 8.3 | 7.1 | 7.6 | 173.5 | 33.5 | |
| Abril | 6.3 | 6.6 | 6.3 | 6.4 | 87 | 80 | 84 | 84 | 54 | 8.3 | 7.5 | 7.8 | 7.9 | 437.5 | 73.0 | |
| Mayo | 4.6 | 4.5 | 4.6 | 4.6 | 81 | 74 | 79 | 78 | 28 | 8.5 | 7.8 | 7.0 | 7.8 | 375.5 | 60.0 | |
| Junio | 4.7 | 4.7 | 4.8 | 4.7 | 85 | 79 | 84 | 83 | 60 | 7.8 | 8.3 | 6.5 | 7.5 | 153.0 | 32.0 | |
| Julio | 4.7 | 4.7 | 4.8 | 4.7 | 86 | 80 | 83 | 83 | 44 | 7.3 | 8.0 | 8.0 | 7.8 | 353.5 | 45.4 | |
| Agosto | 4.1 | 4.3 | 4.4 | 4.3 | 80 | 73 | 78 | 77 | 29 | 7.6 | 6.8 | 5.2 | 6.5 | 74.4 | 11.3 | |
| Septiembre | 4.4 | 4.4 | 4.6 | 4.5 | 75 | 66 | 76 | 72 | 74 | 7.4 | 7.8 | 6.8 | 7.3 | 136.7 | 24.1 | |
| Octubre | 5.2 | 5.3 | 5.3 | 5.3 | 74 | 62 | 74 | 70 | | 9.5 | 8.5 | 8.1 | 8.7 | | | |
| Noviembre | 4.9 | 4.8 | 5.0 | 4.9 | 75 | 65 | 76 | 72 | 43 | 8.0 | 7.5 | 8.0 | 7.8 | 122.5 | 21.5 | |
| Diciembre | 6.1 | 6.4 | 6.2 | 6.2 | 78 | 71 | 79 | 76 | 50 | 7.5 | 7.8 | 8.0 | 7.8 | 107.3 | 18.9 | |
| Año | | | | | | | | | | | | | | | | |

| MESES | Evap. Verdunstung mm | Número de días con Zahl der Tage mit | | | | | | | | | Frecuencia de los vientos Windverteilung | | | | | | | | | | | | | | | | |
|---|---|---|---|---|---|---|---|---|---|---|---|---|---|---|---|---|---|---|---|---|---|---|---|---|---|---|---|
| | | AGUA CAÍDA Niederschlag | | | Nieve Schnee | | | | | | N | NNE | NE | ENE | E | ESE | SE | SSE | S | SSW | SW | WSW | W | WNW | NW | NNW |
| | | ≥0.1 mm | ≥0.2 mm | ≥1.0 mm | ≥1.0 mm | Granizo Graupel | Temp. eléct. Gewitter | Rel. de calor Kord. Leucht. | Nebl. y cam. Nebel | Cielo desp. Heit. Himmel | Cielo nubl. Trüber Himmel | | | | | | | | | | | | | | | | |
| Enero | | | | | | | | | | | | | | | | | | | | | | | | | | |
| Febrero | | 25 | 25 | 23 | — | | | | 1 | | 20 | 13 | 7 | 4 | | 2 | | | | 1 | 2 | 36 | 5 | 7 | | 4 | |
| Marzo | | 20 | 20 | 14 | — | | | | 3 | 1 | 16 | 8 | 2 | 5 | | | | | | 2 | 3 | 60 | | 4 | 1 | | |
| Abril | | 18 | 18 | 18 | | | | | 10 | | 16 | 11 | | 9 | 1 | | | 1 | | 3 | 5 | 52 | | | | | |
| Mayo | | 23 | 23 | 22 | — | | | | | | 17 | 26 | | 2 | 1 | | | 1 | | | | 52 | | | | 1 | |
| Junio | | 23 | 23 | 19 | — | 1 | | | 3 | 2 | 18 | 34 | 1 | 17 | | | | | | | | 29 | | | | | |
| Julio | | 20 | 20 | 20 | — | | | | | | 18 | 30 | | 7 | | 1 | | | | | | 34 | | 2 | | 4 | |
| Agosto | | 14 | 14 | 14 | — | 3 | | | 3 | 1 | 9 | 15 | 0 | 4 | | 2 | | 2 | | 2 | 2 | 38 | | 3 | | 4 | |
| Septiembre | | 19 | 19 | 17 | — | 6 | | | 5 | 1 | 12 | 27 | | | | | | | | | 3 | 49 | | | | | |
| Octubre (1) | | | | | — | | | | | | | 20 | | | | | | | | 1 | 1 | 33 | | | | 5 | |
| Noviembre | | 21 | 21 | 20 | — | 3 | | | | | 17 | 7 | | | | 2 | | 1 | | | | 66 | 2 | 2 | | 6 | |
| Diciembre | | 26 | 25 | 21 | — | 1 | | | 1 | 1 | 17 | 17 | | 4 | | | | | | 1 | | 62 | | 2 | | 1 | |
| Año | | | | | | | | | | | | | | | | | | | | | | | | | | | |

(1) Durante los 9 primeros días de Octubre no se hicieron observaciones del viento.

# RESUMENES ESPECIALES

# BESONDERE ZUSAMMENSTELLUNGEN

## DIAS DE TEMPORAL (fuerza Beaufort ≥8)
(por lo menos en una de las tres observaciones)

## STURMTAGE (Windstärke ≥8)
(an wenigstens einem der Beobachtungstermine)

| ESTACIONES | Enero | Febrero | Marzo | Abril | Mayo | Junio | Julio | Agosto | Septiembre | Octubre | Noviembre | Diciembre |
|---|---|---|---|---|---|---|---|---|---|---|---|---|
| Arica | — | — | — | | — | — | — | — | — | — | — | — |
| Iquique | — | — | — | — | — | — | — | — | — | — | — | — |
| Antofagasta | — | — | — | — | — | 3 | 1 | — | — | — | — | — |
| Campo de Barazarte | —(1) | —(1) | | | | | | | | | 4 | 4 |
| Caldera | — | — | — | — | — | — | — | — | — | — | — | — |
| Pascua | — | — | 2 | — | —? | —? | —? | 1? | —? | —? | —? | 1 |
| Copiapó | — | — | — | — | — | — | — | — | — | — | — | — |
| Serena | — | — | — | — | — | — | — | 1 | — | — | — | — |
| Coquimbo | — | — | — | — | — | — | — | — | — | — | — | — |
| Ovalle | | — | — | — | — | — | — | — | — | 1 | | |
| Los Andes | — | — | — | — | 1 | 1 | 1 | — | 2 | 1 | 3 | 3 |
| Valparaíso | — | — | — | — | — | — | — | — | — | — | 3 | — |
| Santiago | — | — | — | — | — | — | — | — | — | — | — | — |
| Lo Espejo | — | — | — | — | 1 | — | — | — | — | — | — | — |
| Juan Fernández | 12? | 7? | 1? | 5? | 2? | —? | —? | —? | 4? | 2? | 2? | 2? |
| Teniente | — | — | — | — | — | 1 | — | — | — | — | — | — |
| Rancagua | 1 | 1 | — | — | 4 | 1 | — | 1 | — | — | — | — |
| San Fernando | — | — | — | — | 2 | — | — | — | — | — | — | — |
| Curicó | — | — | — | — | — | — | — | 1 | — | — | — | — |
| Talca | — | — | — | — | — | — | — | — | — | — | — | — |
| Punta Carranza | 5 | 7 | 2 | 2 | 1 | 1 | | 5 | — | — | 2 | 2 |
| Chanco | — | — | — | — | — | 1 | — | 1 | — | — | 2 | — |
| Linares | — | — | — | — | | 1? | — | — | — | — | 1 | — |
| Punta Tumbes | — | — | — | 1 | 2 | 3 | — | 3 | 1 | — | — | — |
| Concepción | — | — | — | — | — | — | — | — | — | — | — | — |
| Lavapié | — | — | — | — | 2 | 3 | — | — | — | — | — | 1 |
| Angol | — | — | 1 | 1 | — | 1 | — | — | — | — | — | — |
| Contulmo | — | — | — | — | — | — | — | — | — | — | — | — |
| Traiguén | — | — | — | — | 1 | 1 | — | — | — | — | — | — |
| Mocha W | — | — | — | — | — | — | — | — | — | — | — | — |
| Temuco | — | — | — | | | | | | | | | |
| Valdivia | — | — | — | — | — | — | — | — | — | — | — | — |
| Punta Galera | — | — | — | — | 1 | — | — | 1 | 1 | 1 | 2 | — |
| Osorno | | | — | — | — | — | — | — | —? | — | — | — |
| Puerto Varas y Los Riscos | — | — | — | — | — | — | — | — | — | — | — | — |
| Puerto Montt | — | 2 | 1 | — | 3 | — | — | — | — | — | — | — |
| Punta Corona | 1 | 1 | 5 | 2 | 8 | 11 | 4 | 9 | 2 | 3 | 7 | 2 |
| Morro Lobos | | | | 3 | 4 | 2 | 2 | 2 | 1 | — | 1 | — |
| Huafo | 7 | 15 | 16 | 8 | 5 | 13 | 10 | 10 | 4 | 6 | 7 | 5 |
| Melinka | | | | — | — | 1 | — | — | — | — | — | — |
| Evangelistas | 17 | 13 | 12 | 11 | 15 | 9 | 15 | 7 | 17 | 13 | 12 | 5 |
| Punta Dungenes | — | — | — | — | — | — | — | — | 10 | 5 | 13 | 4 |
| Punta Arenas | 3 | 1 | 1 | 3 | — | 1 | 1 | 1 | 2 | 3? | 1 | 2 |
| San Isidro | | 2 | 10 | 7 | 2 | 8 | 1 | | — | — | 4 | — |

(1) 1913.

## DIAS DE HIELO (g, con una temperatura máxima bajo 0°C), DIAS HELADOS (h, con una temperatura mínima bajo 0°C) Y DIAS DE VERANO (v, con una temperatura máxima de 25°C o más)

### EISTAGE (g, mit einer Maximaltemperatur unter 0°C), FROSTTAGE (h, mit einer Minimaltemperatur unter 0°) UND SOMMERTAGE (v, mit einer Maximaltemperatur von 25° oder mehr)

| ESTACIONES | Enero | | Febrero | | Marzo | | Abril | | Mayo | | | Junio | | | Julio | | | Agosto | | | Septiembre | | Octubre | | Noviembre | | Diciembre | | AÑO | | |
|---|---|---|---|---|---|---|---|---|---|---|---|---|---|---|---|---|---|---|---|---|---|---|---|---|---|---|---|---|---|---|---|
| | v | | v | | v | h | h | v | h | v | g | h | v | g | v | h | g | v | h | g | v | h | v | h | v | h | v | h | v | h | g |
| ca | 4 | | 11 | | 5 | — | 9 | — | 17 | — | — | 4 | — | — | 1 | — | — | — | — | — | 10 | — | 25 | — | 24 | — | 28 | — | 136 | — | — |
| ique | 31 | | 29 | | 22 | — | 5 | — | — | — | — | — | — | — | 1 | — | — | — | — | — | — | — | 5 | — | 6 | — | 16 | — | 115 | — | — |
| olagasta | 31 | (1) | 29 | (1) | 31 | — | — | — | 13 | — | — | — | — | — | — | — | — | — | — | — | 19 | — | 31 | — | 30 | — | 31 | — | 215 | — | — |
| npo de Barazarte | 29 | | 23 | | | | | | | | | | | | | | | | | | | | | | 26 | — | 31 | — | | | |
| dera | — | | — | | 1 | — | — | — | — | — | — | — | — | — | — | — | — | — | — | — | — | — | — | — | — | — | 1 | — | 2 | — | — |
| ena | 30 | | 29 | | 25 | — | 8 | — | >6? | — | — | — | — | — | — | — | — | — | — | — | — | — | 2 | — | 2 | — | 16 | — | >118? | — | — |
| iapó | 31 | | 29 | | >24? | — | >8? | — | >2? | —? | — | 1? | —? | — | 2? | —? | — | 1? | —? | — | >4? | — | >14? | — | >21? | — | >27? | — | >164? | — | — |
| ena | —? | | —? | | —? | — | —? | — | —? | — | — | — | —? | — | — | —? | — | — | — | — | — | — | — | — | —? | — | —? | — | —? | —? | — |
| uimbo | — | | — | | — | — | — | — | — | — | — | — | — | — | — | — | — | — | — | — | — | — | — | — | — | — | — | — | — | — | — |
| alle | | | 28 | | 18 | — | 8 | — | 2 | — | — | — | — | — | — | 1 | — | 2 | — | — | 4 | — | 5 | — | 17 | — | 22 | — | | 1 | — |
| Andes | 31 | | 29 | | 28 | — | 14 | — | 6 | 3 | — | 2 | 2 | — | 3 | 5 | — | 4 | — | — | 11 | — | 19 | — | 22 | — | 31 | — | 200 | 10 | — |
| paraíso | 3 | | 6 | | — | — | — | — | — | — | — | — | — | — | — | — | — | — | — | — | 1 | — | 1 | — | 4 | — | 4 | — | 19 | — | — |
| tiago | 31 | | 29 | | 23 | — | 10 | — | 1 | 7 | — | — | 2 | — | — | 9 | — | — | — | — | 5 | — | 11 | — | 21 | — | 30 | — | 161 | 12 | — |
| ejo | 29 | | 27 | | 15 | — | 6 | — | — | 5 | — | — | 4 | — | — | 11 | — | 1 | — | — | 4 | — | 10 | — | 16 | — | 26 | — | 134 | 20 | — |
| n Fernández | 4 | | 6 | | 6 | — | — | — | — | — | — | — | — | — | — | — | — | — | — | — | — | — | — | — | — | — | 1 | — | 17 | — | — |
| iente | — | | — | | 3 | 5 | — | 8 | — | 25 | 2 | — | 30 | 2 | — | 26 | — | — | 25 | 2 | — | 18 | — | 16 | — | 20 | — | 4 | 3 | 177 | 6 |
| nagua | 30 | | 28 | | 20 | — | 10 | — | — | 2 | — | — | 3 | — | — | 7 | — | 1 | — | — | 3 | — | 6 | — | 15 | — | 30 | — | 143 | 12 | — |
| Fernando | 27 | | 24 | | 13 | — | 2 | — | — | 1 | — | — | 2 | — | — | 8 | — | — | — | — | — | — | 1 | — | 8 | — | 26 | — | 101 | 11 | — |
| ico | 30 | | 28 | | 14 | — | — | — | — | — | — | — | 2 | — | — | 4 | — | — | — | — | — | — | 1 | — | 10 | — | 29 | — | 112 | 6 | — |
| ca | 30 | | 28 | | 19 | — | 8 | — | — | 1 | — | — | 2 | — | — | 6 | — | — | — | — | — | — | 9 | — | 17 | — | 29 | — | 130 | 9 | — |
| ta Carranza | — | | — | | — | — | — | — | — | — | — | — | — | — | — | — | — | — | — | — | — | — | — | — | — | — | — | — | — | — | — |
| nco | — | | — | | — | — | — | — | — | — | — | — | — | — | — | — | — | — | — | — | — | — | — | — | — | — | — | — | — | — | — |
| ares | >17? | | >10? | | >10? | — | —? | —? | | | | — | —? | — | — | >3? | — | — | 2 | — | — | 1 | — | — | 7 | — | 21 | — | >65? | >6? | — |
| ta Tumbes | — | | — | | — | — | — | — | — | — | — | — | — | — | — | — | — | — | — | — | — | — | — | — | — | — | — | — | — | — | — |
| cepción | 10 | | 9 | | 5 | — | 1 | — | — | — | — | — | — | — | — | 2 | — | 1 | — | — | 2 | — | 1 | — | 3 | — | 7 | — | 39 | 2 | — |
| apié | 2 | | 2 | | 5 | — | — | — | — | — | — | — | — | — | — | — | — | — | — | — | — | — | — | — | — | — | 2 | — | 11 | — | — |
| gol | 26 | | 24 | | 21 | — | 4 | — | — | 3 | — | — | 4 | — | — | 2 | — | — | — | — | 1 | — | 3 | — | 7 | — | 21 | — | 107 | 9 | — |
| ulmo | 21 | | 18 | | 21 | — | >1? | — | —? | >1? | — | — | >1? | — | — | >2? | — | — | — | — | —? | —? | >0? | — | >1? | — | >4? | — | >66? | >4? | — |
| ignén | >8? | | >11? | | >15? | — | —1? | — | — | >2? | — | — | >0? | — | — | >2? | — | — | 1 | — | — | —? | 2? | — | >1? | — | >9? | — | >47? | >5? | — |
| cha W | — | | — | | — | — | — | — | — | — | — | — | — | — | — | — | — | — | — | — | — | — | — | — | — | — | — | — | — | — | — |
| muco | >10? | | >3? | | >9? | — | —? | —? | — | —? | — | — | >2? | — | — | >6? | — | — | >1? | — | — | —? | — | — | — | — | >3? | — | >25? | >9? | — |
| divia | 6 | | 4 | | 10 | — | — | — | — | 1 | — | — | 2 | — | — | 3 | — | — | 5 | — | — | — | 1 | — | 1 | — | 5 | — | 27 | 11 | — |
| ta Galera | — | | — | | — | — | — | — | — | — | — | — | — | — | — | — | — | — | — | — | — | — | — | — | — | — | — | — | — | — | — |
| rno | | | 7? | | 13 | — | 1 | 1 | — | 6 | — | — | 2 | — | — | 7 | — | — | 8 | — | — | >3? | 4 | — | 1 | — | 11 | — | >37? | >27? | — |
| erto Varas-L. Riscos | 2 | | — | | — | — | — | — | — | — | — | — | 2 | — | — | 2 | — | — | >0? | — | — | 1 | — | — | — | — | — | — | 2 | 5 | — |
| erto Montt | 1 | | — | | — | — | — | — | — | — | — | — | 2 | — | — | — | — | — | 4 | — | — | — | — | — | — | — | 1 | — | 2 | 6 | — |
| ta Corona | — | | — | | — | — | — | — | — | — | — | — | — | — | — | — | — | — | — | — | — | — | — | — | — | — | — | — | — | — | — |
| rro Lobos | —? | | —? | | — | — | — | — | — | — | — | — | 1 | — | — | — | — | — | — | — | — | — | — | — | — | — | — | — | —? | 1 | — |
| ao | — | | — | | — | — | — | — | — | — | — | — | — | — | — | — | — | — | — | — | — | — | — | — | — | — | — | — | — | — | — |
| laka | —? | | —? | | — | — | — | — | — | — | — | — | 1 | — | — | — | — | — | — | — | — | — | — | — | — | — | — | — | —? | 1 | — |
| ngelista | — | | — | | — | —? | — | — | — | 9 | — | — | 11 | — | — | 4 | — | — | 14 | — | — | 6 | — | — | — | 7 | — | — | — | 47 | — |
| ta Dúngenes | — | | — | | — | — | — | — | — | — | — | — | — | — | — | — | — | — | 9 | — | — | — | — | — | — | — | — | — | — | 9 | — |
| ta Arenas | — | | — | | — | — | — | 3 | — | 14 | — | — | 14 | 1 | — | 12 | — | — | 21 | — | — | 6 | — | — | — | 5 | — | — | — | 75 | 1 |
| n Isidro | —? | | — | | — | —? | — | — | — | 5 | — | — | >5? | 2? | — | 8 | 1 | — | 13 | — | — | 4 | — | —? | — | 1 | — | — | — | >36? | 3? |

) Lts.

## RESUMEN ANUAL

## JÄHRLICHE ÜBERSICHT

| ESTACIONES Stationen | Presión atmosférica reducida a 0° y a 45° lat. Luftdruck reduciert auf 0° und Normalschwere | | | | | Temperatura (°C) Temperatur | | | | | | | | | |
|---|---|---|---|---|---|---|---|---|---|---|---|---|---|---|---|
| | Promedio mm Mittel. | Máxima mm Max. | Fecha Datum | Mínima mm Min. | Fecha Datum | 7a | 2p | 9p | Media diaria Tages-Mittl. | Máxima media Mitel. Max. | Mínima media Mittl. Min. | Oscil. diaria Tägl. Schwank. | Máxima abs. Absol. Max. | Fecha Datum | Mínima abs. Absol. Min |
| Arica | 759.8 | 764.2 | 20-VIII | 753.8 | 1-III | 18.5 | 20.0 | 19.0 | 19.1 | 24.0 | 14.3 | 9.7 | 30.2 | 3-VII | 9.2 |
| Iquique | 760.9 | 767.8 | 17-V | 756.7 | 21-XII | 17.7 | 20.7 | 18.3 | 18.7 | 23.3 | 14.4 | 8.9 | 29.8 | 23 XII | 10.0 |
| Antofagasta | 760.2 | 765.0 | 4-XI | 756.2 | 1-III | 18.0 | 24.6 | 16.3 | 18.8 | 25.7 | 14.0 | 11.7 | 28.9 | 21-II | 10.6 |
| Caldera | 760.4 | 766.4 | 18-V | 755.2 | 1-III | 14.4 | 17.9 | 15.8 | 16.0 | 19.6 | | | 25.4 | 3-III | 6.2 |
| Pascua | 761.3 | 770.7 | 30-X | 751.8 | 18-XII | 19.2 | 22.2 | 18.8 | 19.8 | 23.5 | 17.1 | 6.4 | 31.0 | 15-II | 10.9 |
| Copiapó | 726.8 | 732.8 | 20-VIII | 720.7 | 21-I | 12.1 | 23.7 | 13.9 | 15.9 | | | | | | |
| Serena | 758.8 | 766.0 | 18-V | 755.0 | varios | 13.1 | 17.7 | 13.4 | 14.4 | | | | | | |
| Coquimbo | 759.7 | 766.4 | 21-VIII | 754 7 | 6-I | 13.8 | 17.1 | 14.7 | 15.0 | 17.5 | 12.4 | 5.1 | 22.5 | 11-III | 5.7 |
| Los Andes | 690.7 | 697.8 | 30-IX | 685.8 | 1-III | 12.1 | 23.0 | 13.9 | 15.7 | 23.8 | 7.7 | 16.1 | 35.0 | 6-I | -4.0 |
| Valparaíso | 758.7 | 767.9 | 21-VIII | 752.7 | 20-II 1-III | 12.5 | 17.4 | 14.0 | 14.5 | 18.9 | 11.2 | 7.7 | 29.3 | 7-II | 3.6 |
| Santiago | 716.6 | 724.8 | 30-IX | 711.1 | 1-III | 10.6 | 21.2 | 12.1 | 14.0 | 22.4 | 7.3 | 15.1 | 34.0 | 13-I | -4.0 |
| Espejo | 712.2 | 720.4 | 30-IX | 706.6 | 1-III | 10.9 | 20.0 | 11.4 | 13.4 | 21.2 | 6.9 | 14.3 | 31.5 | 6-13-I | -4.6 |
| Juan Fernández | 764.3 | 773.9 | 30-VI | 749.7 | 25-IV | 15.5 | 17.8 | 15.1 | 15.9 | 17.5 | | | 27.0 | 17-III | |
| Teniente | | | | | | 8.9 | 11.9 | 8.3 | 9.4 | 14.1 | -1.0 | 15.1 | 25.8 | 8-III | -17.9 |
| Rancagua | | | | | | 10.4 | 20.2 | 12.6 | 13.9 | 21.8 | 7.7 | 14.1 | 34.4 | 9-I | -9.5 |
| San Fernando | 732.2 | 741.6 | 30-VI | 725.0 | 1-III | 10.4 | 18.6 | 12.1 | 13.3 | 20.0 | 7.8 | 12.2 | 32.2 | 31-XII | -4.0 |
| Curicó | 743.8 | 754.0 | 30-VI | 736.8 | 1-III | 11.3 | 19.3 | 13.4 | 14.4 | 19.9 | 9.9 | 10.0 | 32.0 | 13, 24-I | -1.5 |
| Talca | 754.3 | 764.7 | 30-VI | 746.2 | 1-III | 11.7 | 20.2 | 13.8 | 14.9 | 22.1 | 7.8 | 14.3 | 35.0 | varios | -3.5 |
| Punta Carranza | 759.0 | 769.8 | 30-VI | 749.9 | 22-V | 12.2 | 14.4 | 12.2 | 12.8 | 15.4 | 8.6 | 6.8 | 22.2 | 15-XII | 0.7 |
| Chanco | | | | | | 11.0 | 16.9 | 11.3 | 12.5 | 17.7 | 7.5 | 10.2 | 28.0 | 20-II | 1.0 |
| Punta Tumbes | 754.3 | 766.1 | 24-V | 744.4 | 21-XII | 11.6 | 13.9 | 11.9 | 12.3 | 15.3 | 9.1 | 6.2 | 24.8 | 24-III | 0.6 |
| Concepción | 761.1 | 773.2 | 30-VI | 751.0 | 22-V | 10.8 | 17.8 | 12.0 | 13.2 | 19.7 | 7.8 | 11.9 | 36.8 | 1-III | -1.0 |
| Lavapié | 758.6 | 769.6 | 30-VI | 749.3 | 23-VI 13-VIII | 12.5 | 14.8 | 12.8 | 13.2 | 15.9 | 10.7 | 5.2 | 31.8 | 1-III | 2.0 |
| Angol | | | | | | 10.3 | 19.6 | 12.0 | 13.5 | 21.0 | 7.7 | 13.3 | 36.1 | 19 III | -2.0 |
| Contulmo | 760.2 | 771.6 | 1-VII | 749.1 | 22-V | 10.3 | 18.4 | 10.2 | 12.3 | | | | | | |
| Traiguén | | | | | | 9.5 | 16.9 | 11.1 | 12.2 | | | | | | |
| Mocha W | 762.2 | 774.2 | 24 V 30-VI | 748.4 | 22-V | 12.3 | 13.3 | 12.3 | 12.5 | 15.1 | 9.3 | 5.8 | 21.8 | 24-I | 0.2 |
| Temuco | 753.6 | 766.1 | 30-VI | 741.8 | 15-V | 10.6 | 15.1 | 10.1 | 11.5 | | | | | | |
| Valdivia | 761.7 | 774.3 | 11-VI | 747.3 | 15-V | 9.4 | 15.4 | 10.4 | 11.4 | 16.3 | 7.1 | 9.2 | 30.3 | 19-III | -3.5 |
| Punta Galera | 759.5 | 771.4 | 30-VI 1-VI | 744.4 | 15-V | 10.5 | 12.6 | 11.3 | 11.4 | 14.7 | 7.9 | 6.8 | 21.9 | 23-I | 1.8 |
| Puerto Montt | 761.4 | 773.5 | 30-VI 28-VIII | 744.1 | 15-V | 10.1 | 14.4 | 10.4 | 11.3 | 15.5 | 7.7 | 7.8 | 25.0 | 22-XII | -3.0 |
| Punta Corona | | | | | | 9.9 | 11.9 | 10.3 | 10.6 | 13.7 | 7.4 | 6.3 | 22.1 | 10-III | 0.4 |
| Huafo | 749.0 | 765.6 | 6-IX | 726.8 | 6-V | 9.1 | 10.6 | 9.4 | 9.6 | 11.3 | 7.6 | 3.7 | 20.1 | 15-IV | 0.4 |
| Evangelistas | 746.9 | 769.6 | 6-IX | 722.9 | 8-II | 6.3 | 6.7 | 6.4 | 6.4 | | | | | | |
| Punta Dungenes | 749.7 | 773.7 | 28-VIII | 726.0 | 31-III | 6.2 | 8.7 | 6.7 | 7.1 | 10.1 | 4.3 | 5.8 | 22.4 | 15-I | -4.8 |
| Punta Arenas | 750.5 | 774.3 | 28-VIII | 724.3 | 31-III | 5.5 | 8.2 | 5.1 | 6.0 | 9.8 | 2.6 | 7.2 | 19.4 | 27-I | -5.5 |

## RESUMEN ANUAL

## JÄHRLICHE ÜBERSICHT

| ESTACIONES Stationen | Humedad absoluta Absolute Feuchtigkeit | | | | Humedad relativa Relative Feuchtigkeit | | | | | Nebulosidad (0-10) Bewölkuug | | | | Agua caída Niederschlag | | |
|---|---|---|---|---|---|---|---|---|---|---|---|---|---|---|---|---|
| | 7 a mm | 2 p mm | 9 p mm | Promedio Mittel | 7 a % | 2 p % | 9 p % | Promedio Mittel % | Mínima Min. % | 7 a | 2 p | 9 p | Promedio Mittel | Suma Summe mm | Máxima del día Tages-Max. mm | Fecha de la medida Gemessen am |
| ..... | 11.9 | 12.7 | 12.2 | 12.3 | 74 | 72 | 74 | 73 | 26 | 7.8 | 1.8 | 6.0 | 5.2 | 0.0 | 0.0 | 3-VIII |
| que ..... | 12.4 | 13.8 | 12.9 | 13.0 | 81 | 75 | 82 | 79 | 43 | 7.7 | 6.5 | 6.4 | 6.8 | 0.0 | 0.0 | varios |
| fagasta ..... | 10.8 | 14.1 | 10.0 | 11.6 | 70 | 60 | 72 | 67 | 18 | 2.6 | 3.2 | 3.4 | 3.1 | 6.4 | 2.8 | 18-V |
| era ..... | 10.6 | 11.4 | 11.8 | 11.3 | 87 | 75 | 88 | 83 | 47 | 8.6 | 3.5 | 6.1 | 6.1 | 13.1 | 8.1 | 19-V |
| na ..... | 13.9 | 14.7 | 13.8 | 14.1 | 83 | 74 | 84 | 80 | 40 | 6.5 | 6.6 | 5.2 | 6.1 | 1268.8 | 75.0 | 22-III |
| apó ..... | 8.9 | 9.1 | 9.4 | 9.1 | 82 | 42 | 78 | 68 | 9 | 6.1 | 1.3 | 1.0 | 2.8 | 9.2 | 6.4 | 18-V |
| na ..... | 9.3 | 10.2 | 9.2 | 9.5 | 81 | 67 | 79 | 76 | 43 | 6.2 | 3.8 | 3.4 | 4.5 | 48.4 | 32.8 | 16-V |
| imbo ..... | 10.0 | 10.5 | 10.5 | 10.3 | 84 | 73 | 84 | 80 | 44 | 7.7 | 5.0 | 3.8 | 5.5 | 60.7 | 40.5 | 17-V |
| Andes ..... | 7.5 | 7.2 | 7.5 | 7.4 | 71 | 37 | 64 | 57 | 11 | 4.2 | 4.1 | 2.9 | 3.7 | 618.1 | 89.0 | 25-V |
| araíso ..... | 9.0 | 9.1 | 8.8 | 8.9 | 83 | 63 | 74 | 73 | 20 | 5.9 | 4.5 | 3.6 | 4.6 | 507.2 | 89.4 | 23-V |
| lago ..... | 8.0 | 8.8 | 8.3 | 8.4 | 84 | 49 | 79 | 71 | 19 | 4.9 | 4.1 | 3.4 | 4.1 | 291.1 | 42.9 | 9-VI |
| jo ..... | 8.1 | 8.8 | 8.1 | 8.3 | 82 | 53 | 80 | 72 | 14 | 4.7 | 3.8 | 3.4 | 4.0 | 326.9 | 60.1 | 9-VI |
| Fernández ..... | 10.1 | 10.8 | 10.0 | 10.3 | 76 | 71 | 77 | 75 | 43 | | | | | 913.0 | 54.0 | 15-VIII |
| ente ..... | | | | | | | | | | 3.2 | 4.3 | 2.8 | 3.4 | 952.9 | 130.5 | 9-VI |
| agua ..... | 8.3 | 10.7 | 9.0 | 9.3 | 85 | 61 | 82 | 76 | 20 | 4.9 | 4.6 | 3.4 | 4.3 | 342.8 | 38.5 | 9, 24-VI |
| Fernando ..... | 8.4 | 9.6 | 8.5 | 8.8 | 88 | 62 | 81 | 77 | 21 | 5.3 | 4.2 | 3.0 | 4.2 | 707.3 | 63.8 | 10-VI |
| có ..... | 8.6 | 9.8 | 9.0 | 9.1 | 84 | 61 | 78 | 74 | 20 | 5.3 | 3.9 | 3.1 | 4.1 | 656.9 | 81.0 | 16-V |
| ..... | 8.4 | 8.9 | 8.6 | 8.6 | 81 | 54 | 74 | 70 | 19 | 5.0 | 4.7 | 3.3 | 4.3 | 673.7 | 96.6 | 24-IV |
| a Carranza ..... | 8.9 | 9.8 | 9.2 | 9.3 | 83 | 80 | 86 | 83 | 45 | 4.8 | 4.5 | 3.2 | 4.2 | 566.9 | 59.5 | 16-V |
| co ..... | | | | | | | | | | 4.3 | 3.7 | 2.8 | 3.5 | 689.8 | 59.0 | 16-V |
| a Tumbes ..... | 9.1 | 10.2 | 9.3 | 9.5 | 88 | 87 | 89 | 88 | 41 | 5.0 | 4.7 | 3.6 | 4.4 | | | |
| epción ..... | 8.4 | 9.3 | 9.0 | 8.9 | 85 | 63 | 85 | 78 | 8 | 5.3 | 4.8 | 3.7 | 4.6 | 1102.2 | 63.3 | 25-VII |
| pie ..... | 9.4 | 10.6 | 9.6 | 9.8 | 87 | 84 | 86 | 86 | 31 | 5.2 | 4.8 | 3.5 | 4.5 | 589.6 | 39.6 | 25-VII |
| l ..... | | | | | | | | | | 4.2 | 3.7 | 2.9 | 3.6 | 670.7 | 52.0 | 14-VIII |
| ulmo ..... | 7.9 | 9.5 | 8.3 | 8.6 | 83 | 60 | 88 | 77 | 16 | 4.9 | 4.8 | 4.3 | 4.6 | 1402.8 | 110.6 | 25-VII |
| güen ..... | | | | | | | | | | 5.8 | 4.5 | 4.0 | 4.8 | 812.4 | 45.8 | 26-V |
| a W ..... | 9.0 | 9.5 | 9.1 | 9.2 | 85 | 83 | 85 | 84 | 36 | 6.7 | 5.8 | 5.6 | 6.0 | 806.2 | 46.2 | 7-V |
| co ..... | 8.1 | 9.0 | 8.1 | 8.4 | 85 | 71 | 86 | 81 | 25 | 5.8 | 4.9 | 4.6 | 5.1 | 913.6 | 58.3 | 25-VII |
| ivia ..... | 7.9 | 8.2 | 8.1 | 8.1 | 88 | 64 | 84 | 79 | 19 | 7.8 | 6.4 | 5.3 | 6.5 | 2109.2 | 96.1 | 15-V |
| a Galera ..... | 9.2 | 10.4 | 9.7 | 9.8 | 96 | 95 | 96 | 96 | 46 | 7.4 | 7.0 | 6.1 | 6.8 | 1844.1 | 67.8 | 19-V |
| o Montt ..... | 8.0 | 8.9 | 8.0 | 8.3 | 85 | 73 | 84 | 81 | 42 | 7.6 | 6.7 | 6.0 | 6.8 | 2016.2 | 60.0 | 4-VII |
| a Corona ..... | 8.3 | 8.7 | 8.3 | 8.4 | 90 | 83 | 88 | 87 | 44 | | | | | 1749.1 | 65.0 | 3-VII |
| o ..... | 7.5 | 7.8 | 7.6 | 7.6 | 86 | 82 | 85 | 84 | 33 | 7.4 | 7.1 | 6.8 | 7.1 | 1207.1 | 37.4 | 12-VI |
| gelistas ..... | 6.5 | 6.4 | 6.4 | 6.4 | 90 | 87 | 88 | 88 | 53 | 8.8 | 8.5 | 8.6 | 8.6 | 3504.5 | 58.8 | 10-IV |
| a Dungenes ..... | 6.4 | 7.6 | 6.7 | 6.9 | 89 | 88 | 89 | 89 | 37 | 5.9 | 6.3 | 5.4 | 5.9 | | | |
| a Arenas ..... | 5.2 | 5.1 | 5.1 | 5.2 | 75 | 64 | 78 | 72 | 34 | 7.1 | 7.3 | 6.2 | 6.9 | 518.9 | 23.3 | 7-VII |

## RESUMEN ANUAL

## JÄHRLICHE ÜBERSICHT

| ESTACIONES Stationen | Evap. Verdunstung | Número de días con Zahl der Tage mit | | | | | | | | | | Frecuencia de los vientos Windverteilung | | | | | | | | | | | | | |
|---|---|---|---|---|---|---|---|---|---|---|---|---|---|---|---|---|---|---|---|---|---|---|---|---|---|
| | | AGUA CAÍDA Niederschlag | | | Nieve Schnee | Granizo Graupel | Temp. eléct. Gewitter | Rel. de calor Kord. Leucht. | Nebl. y cam. Nebel | Cielo desp. Heit. Himmel | Cielo nubl. Trüber Himmel | | | | | | | | | | | | | | |
| | mm | ≥0.1 mm | ≥0.2 mm | ≥1.0 mm | ≥1.0 mm | | | | | | | N | NNE | NE | ENE | E | ESE | SE | SSE | S | SSW | SW | WSW | W | WNW | NW |
| Arica | | — | — | — | — | — | — | — | 1 | 50 | 41 | 16 | — | 15 | — | 91 | — | 2 | 2 | 8 | 2 | 549 | — | 10 | — | 10 |
| Iquique | | — | — | — | — | — | — | — | 2 | 31 | 175 | 23 | — | 23 | 1 | 37 | 1 | 55 | 1 | 222 | 61 | 345 | 18 | 13 | 2 | 91 |
| Antofagasta | | 3 | 3 | 3 | — | — | — | — | — | 45 | 3 | 38 | 2 | 148 | — | — | — | 2 | — | 388 | 28 | 490 | — | 1 | — | 1 |
| Caldera | | 8 | 6 | 2 | — | — | 1 | 2 | 10 | 38 | 109 | 21 | 11 | 18 | 14 | 15 | 6 | 27 | 13 | 100 | 10 | 399 | — | 68 | 10 | 44 |
| Pascua | 968.8 | 202 | 182 | 139 | — | — | 5 | — | 1 | 14 | 82 | 100 | 16 | 63 | 41 | 125 | 62 | 154 | 78 | 134 | 21 | 41 | 9 | 71 | 27 | 51 |
| Copiapó | | 2 | 2 | 2 | — | 2 | 1 | — | 11 | 122 | 11 | 15 | — | 2 | — | 23 | — | 46 | — | — | — | 1 | — | 22 | — | 607 |
| Serena | | 4 | 4 | 4 | — | — | 1 | — | — | 101 | 79 | 13 | — | 15 | — | 13 | — | 196 | 1 | 23 | 12 | 359 | — | 44 | — | 63 |
| Coquimbo | | 15 | 15 | 6 | — | — | 2 | — | 25 | 65 | 111 | 51 | 2 | 89 | 2 | 93 | 3 | 4 | — | 7 | 8 | 512 | 11 | 21 | 1 | 68 |
| Los Andes | | 27 | 27 | 27 | — | 2 | 1 | 17 | 25 | 171 | 80 | 34 | 5 | 75 | 7 | 98 | 8 | 19 | 4 | 18 | 6 | 149 | 7 | 30 | 4 | 29 |
| Valparaíso | 345.1 | 47 | 41 | 31 | — | — | — | — | 88 | 119 | 95 | 71 | 24 | 140 | 14 | 138 | 7 | 57 | 13 | 81 | 34 | 133 | 127 | 101 | 3 | 46 |
| Santiago | 695.2 | 51 | 36 | 30 | 1 | 2 | 5 | 14 | 114 | 148 | 86 | 5 | 3 | 19 | 4 | 18 | 5 | 81 | 29 | 149 | 74 | 217 | 52 | 39 | 1 | 23 |
| Espejo | 851.5 | 38 | 34 | 28 | — | — | — | — | 31 | 158 | 81 | 4 | 4 | 6 | 6 | 40 | 16 | 20 | 5 | 32 | 49 | 147 | 87 | 116 | 13 | 7 |
| Juan Fernández | | 104 | 104 | 99 | — | 1 | — | — | 17 | 12 | 88 | 18 | — | 53 | — | 15 | — | 177 | 104 | 321 | — | 168 | — | 160 | — | 7 |
| Teniente | | 50 | 50 | 47 | 43 | 15 | 4 | 1 | 18 | 186 | 103 | 19 | 3 | 267 | 8 | 72 | 13 | 267 | 6 | 13 | 3 | 186 | 16 | 103 | 24 | 69 |
| Rancagua | | 38 | 36 | 30 | 1 | — | 5 | — | 39 | 142 | 91 | 9 | — | 63 | — | — | — | 13 | — | 2 | — | 634 | 1 | 1 | — | 20 |
| San Fernando | | 46 | 46 | 46 | — | — | 2 | 12 | 20 | 137 | 84 | 10 | — | 62 | 2 | 25 | 1 | 144 | 1 | 150 | 20 | 468 | 1 | 8 | — | 50 |
| Curicó | | 51 | 49 | 42 | 1 | — | — | — | 31 | 142 | 83 | 297 | — | 9 | — | 6 | — | — | — | 558 | — | 9 | — | 75 | — | 2 |
| Talca | 814.2 | 49 | 46 | 44 | — | 2 | — | 12 | 35 | 143 | 88 | 157 | 2 | 4 | — | — | — | 18 | 6 | 276 | 5 | 26 | 5 | 5 | 5 | 30 |
| Punta Carranza | | 60 | 59 | 50 | — | — | 3 | — | 71 | 149 | 85 | 77 | 78 | 101 | 11 | 13 | 4 | 63 | 27 | 226 | 14 | 281 | 17 | 19 | 3 | 48 |
| Chanco | | 52 | 52 | 52 | — | — | 4 | — | 29 | 181 | 67 | 118 | — | 144 | — | 54 | — | 107 | — | 72 | — | 248 | — | 135 | — | 220 |
| Punta Tumbes | | — | — | — | — | 1 | 2 | — | 75 | 123 | 88 | 131 | 11 | 74 | — | 10 | 4 | 64 | 25 | 117 | 40 | 394 | 1 | 77 | 12 | 78 |
| Concepción | | 89 | 88 | 86 | — | 1 | 1 | — | 13 | 122 | 88 | 189 | — | 3 | — | — | — | 1 | — | 239 | 9 | 79 | 9 | 35 | 5 | 50 |
| Lavapié | | 105 | 103 | 92 | — | 2 | 3 | — | 51 | 127 | 72 | 121 | 24 | 29 | 2 | 5 | 13 | 17 | 27 | 74 | 104 | 348 | 10 | 5 | 17 | 44 |
| Angol | | 61 | 59 | 58 | — | 2 | 5 | — | 10 | 161 | 67 | 115 | — | 6 | — | 12 | — | 8 | — | 360 | — | 3 | — | 13 | — | 3 |
| Contulmo | | 140 | 135 | 114 | — | 7 | 5 | — | 2 | 115 | 83 | 10 | — | 6 | — | 25 | — | 96 | — | 374 | — | 121 | — | 196 | — | 259 |
| Traiguén | | 86 | 86 | 81 | — | — | 2 | — | 29 | 127 | 119 | 469 | — | — | — | — | — | — | — | 201 | — | 369 | 4 | 9 | 1 | — |
| Mocha W | | 146 | 140 | 107 | — | 1 | 10 | 1 | 59 | 65 | 145 | 259 | 4 | 38 | 1 | 9 | — | 50 | 13 | 496 | 13 | 67 | 7 | 46 | 6 | 79 |
| Temuco | | 91 | 91 | 87 | — | — | 2 | — | 32 | 104 | 109 | 160 | 6 | 21 | 4 | 39 | 6 | 48 | 1 | 405 | 4 | 140 | 2 | 150 | 1 | 32 |
| Valdivia | 423.1 | 184 | 174 | 149 | — | 6 | 8 | — | 72 | 42 | 57 | 59 | 34 | 16 | 1 | 7 | 3 | 58 | 68 | 51 | 14 | 18 | 26 | 144 | 49 | 114 |
| Punta Galera | | 202 | 196 | 160 | — | 7 | 13 | 2 | 119 | 45 | 177 | 216 | 64 | 20 | 11 | 13 | 14 | 33 | 79 | 168 | 76 | 72 | 22 | 29 | 11 | 62 |
| Puerto Montt | | 219 | 210 | 189 | — | 12 | 7 | — | 9 | 28 | 164 | 302 | — | 9 | — | — | — | 42 | — | 248 | — | 87 | — | 97 | — | 180 |
| Punta Corona | | 171 | 171 | 156 | — | 6 | 7 | — | 41 | — | — | 264 | 1 | 32 | — | 16 | 3 | 30 | 3 | 179 | 16 | 211 | 1 | 37 | 3 | 183 |
| Huafo | | 251 | 244 | 191 | — | 30 | 6 | — | 166 | 14 | 163 | 116 | 37 | 104 | 12 | 25 | 13 | 30 | 15 | 106 | 55 | 177 | 58 | 119 | 59 | 124 |
| Evangelistas | | 323 | 318 | 288 | — | 48 | — | — | 56 | 1 | 285 | 38 | 10 | 18 | 8 | 31 | 4 | 23 | 18 | 82 | 55 | 156 | 110 | 123 | 173 | 136 |
| Punta Dungenes | | 46 | 44 | 34 | — | 13 | 1 | — | 30 | 39 | 99 | 23 | 15 | 19 | 7 | 13 | 8 | 19 | 10 | 12 | 47 | 344 | 191 | 75 | 53 | 83 |
| Punta Arenas | 466.1 | 104 | 26 | 33 | 13 | 8 | 9 | 15 | 14 | 19 | 23 | 104 | 26 | 23 | 13 | 8 | 9 | 15 | 14 | 19 | 23 | 103 | 54 | 321 | 61 | 99 |

# FE DE ERRATAS

DRUCKFEHLERVERZEICHNIS

| Pág. Seite | Dato Datum | Dice Anstatt | Léase Lies |
|---|---|---|---|
| 14 | El promedio de humedad relativaen Pascua el día 11 de Febrero | 71 | 72 |
| 38 a 49 | La fórmula para obtener el promedio | $\frac{7a + 2p + 9p}{3}$ | $\frac{7a + 2p + 2\,9p}{4}$ |
| 78 | El agua caída en Antofagasta en el mes de Mayo | 28.0 | 2.8 |
| | „ „ „ Julio | 27.0 | 1.7 |
| | „ „ „ Octubre | 19.0 | 1.9 |
| | „ „ año | 64.0 | 6.4 |
| 86 | El promedio de presión atmosférica en Febrero | 57.2 | 56.8 |
| 87 | La temperatura mínima en Santiago fué | 1.°-VIII | 1.°-VII |
| 93 | „ máxima en Curicó fué el | 13, 24 | 13, 24-I |
| 96 | El máximo de la lluvia diaria en Chanco | 5.9 | 59.0 |
| 99 | La fecha del mínimun barométrico en Concepción tué el | 22-VI | 22-V |
| 100 | En las oscilaciones diarias de la temperatura en P. Lavapié se ha suprimido el punto que indica el décimo de grado | | |
| 106 | La fecha del máximun barométrico en Valdivia | 17-VII | 1.-VII |
| 108 | Máxima temperatura en Mayo | 18.0 el 2 | — |
| „ | Mínima „ „ Octubre | 1.5 el 31 | 0.5 el 23 |
| „ | „ „ „ Diciembre | 7.3 el 7 | 2.5 el 11 |

A continuación se publican los datos de presión atmosférica de Valparaíso en el mes de Febrero de 1912. Estos datos han sido publicados, sin las correcciones a 0° C y gravedad, en la primera parte del Anuario (publ. N.° 6 pág. 38) y en el presente tomo (pag.2)

Anschliessend veröffentlichen wir die Lufdruckwerte des Februars 1912 für Valparaiso. Diese Werte wurden ohne Correktion auf 0°C und Normalschwere im ersten Teil des Jahrbuchs (Publ. N.° 6, S. 38) und in diesem Bande (S. 2) veröffentlicht.

## PUNTA ANGELES

### Presión atmosférica corregida y reducida

### FEBRERO

| Día | 7a | 2p | 9p | Promedio |
|---|---|---|---|---|
| 1 | 760.0 | 758.3 | 756.9 | 758.4 |
| 2 | 57.2 | 56.0 | 57.5 | 56.9 |
| 3 | 56.9 | 54.8 | 53.8 | 55.2 |
| 4 | 54.6 | 57.1 | 56.9 | 56.2 |
| 5 | 56.9 | 57.5 | 57.8 | 57.4 |
| 6 | 56.7 | 58.9 | 59.6 | 58.4 |
| 7 | **61.2** | 58.4 | 58.6 | 59.4 |
| 8 | 58.1 | 58.7 | 58.7 | 58.5 |
| 9 | 58.3 | 58.3 | 56.8 | 57.8 |
| 10 | 55.4 | 54.9 | 54.5 | 54.9 |
| 11 | 56.7 | 57.5 | 56.8 | 57.0 |
| 12 | 58.0 | 59.3 | 58.9 | 58.7 |
| 13 | 59.1 | 58.7 | 59.5 | 59.1 |
| 14 | 58.1 | 57.0 | 58.7 | 57.9 |
| 15 | 57.2 | 57.1 | 57.0 | 57.1 |
| 16 | 56.5 | 55.5 | 54.8 | 55.6 |
| 17 | 56.1 | 56.9 | 57.2 | 56.7 |
| 18 | 57.6 | 57.8 | 59.7 | 58.4 |
| 19 | 58.7 | 56.4 | 56.7 | 57.3 |
| 20 | 54.6 | 52.7 | 54.0 | 53.8 |
| 21 | 56.5 | 57.2 | 56.2 | 56.6 |
| 22 | 57.6 | 57.9 | 56.6 | 57.4 |
| 23 | 56.8 | 56.9 | 55.8 | 56.5 |
| 24 | 55.7 | 56.0 | 55.4 | 55.7 |
| 25 | 55.4 | 55.1 | 53.6 | 54.7 |
| 26 | 54.8 | 55.0 | 55.6 | 55.1 |
| 27 | 56.1 | 58.1 | 58.9 | 57.7 |
| 28 | 57.0 | 55.2 | 54.9 | 55.7 |
| 29 | 53.9 | 53.6 | 53.9 | 53.8 |
| **Pro. Mit.** | 57.0 | 56.8 | 56.7 | 56.8 |

NOTA.—Todos los valores del agua caída en **Antofagasta,** publicados hasta ahora, deben dividirse por **10.**

MITTEILUNG.—Alle bisher mitgeteilten **Niederschlagswerte** für **Antofagasta** sind durch **10** zu dividieren.

# Presión atmosférica

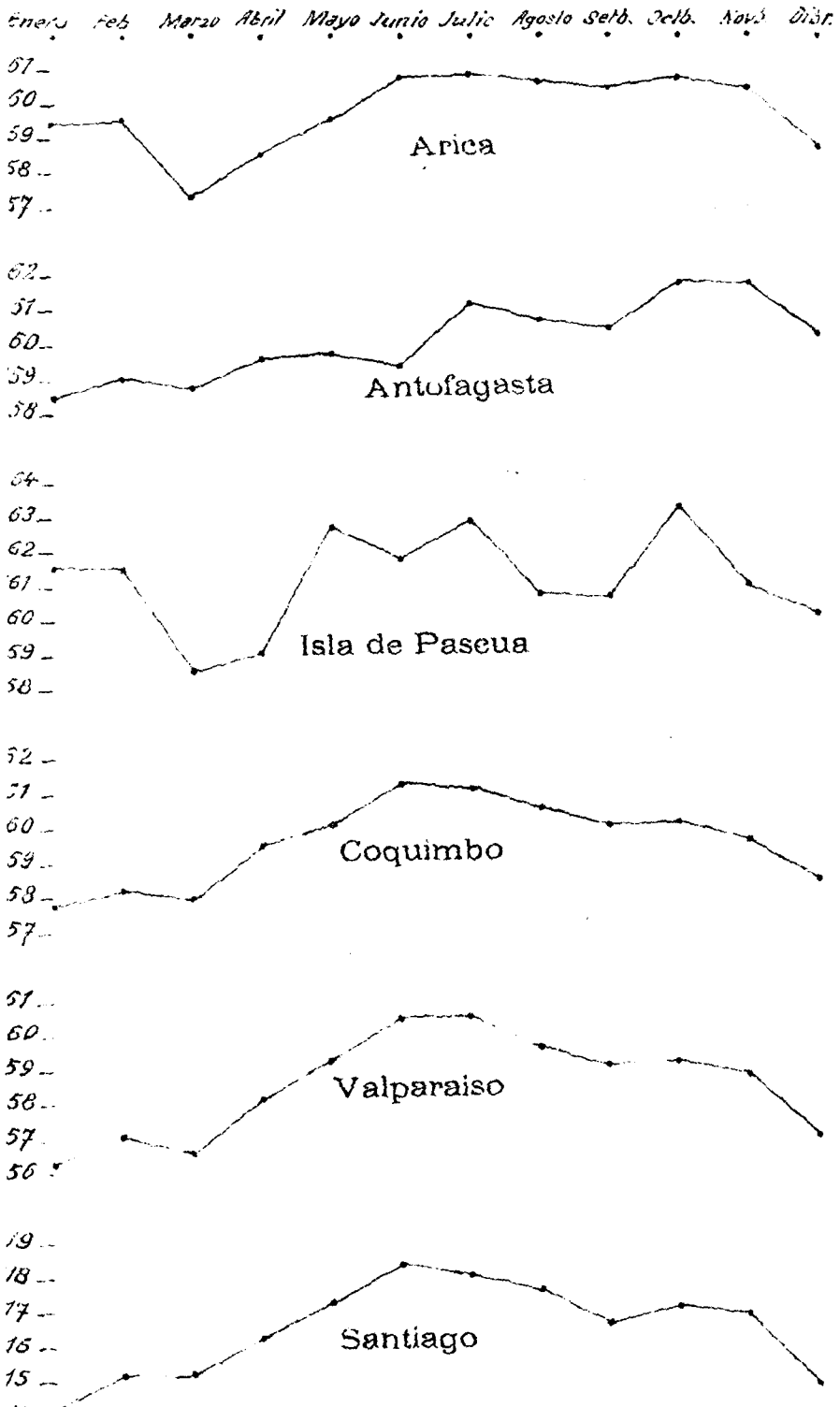


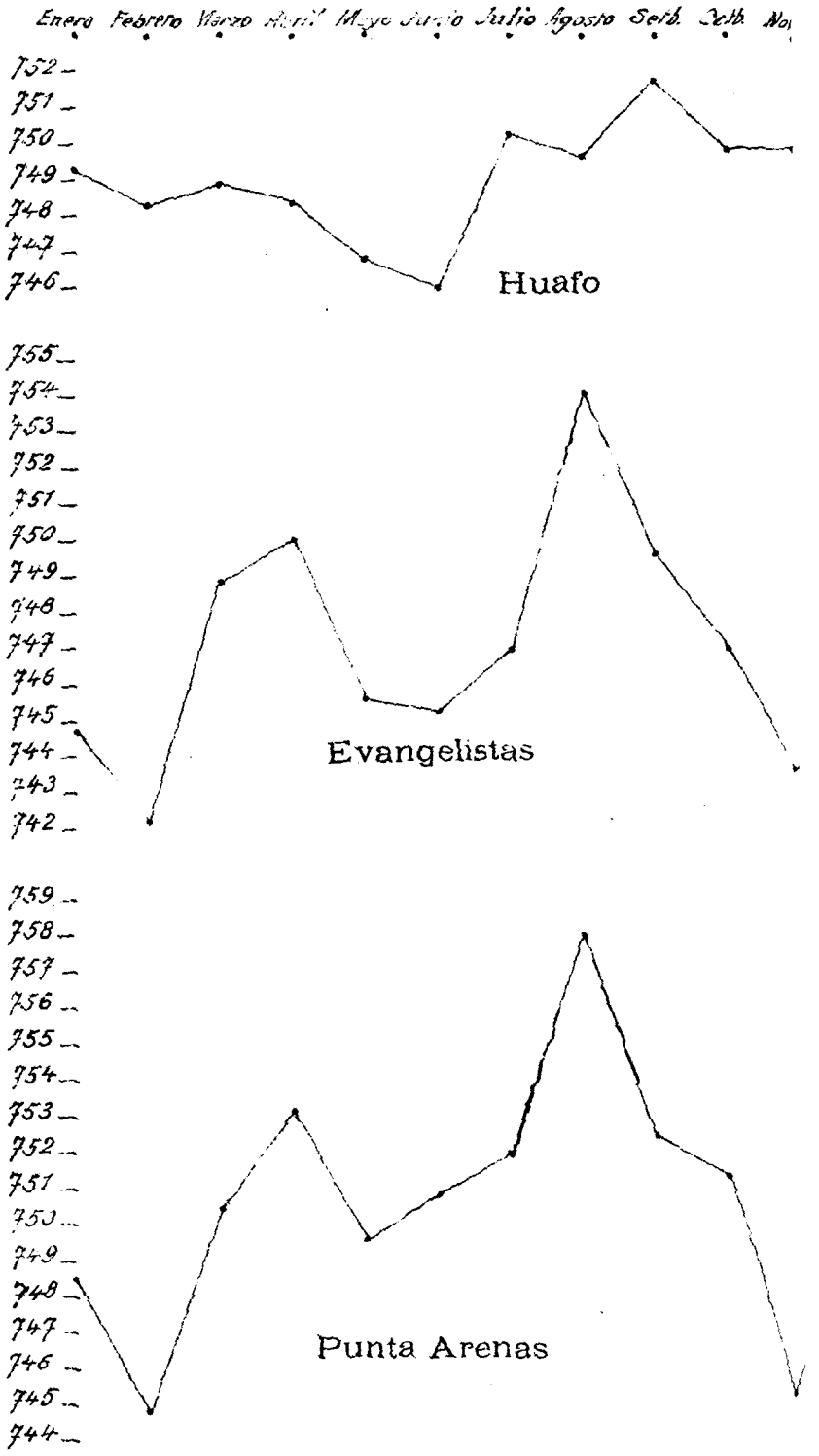


# Humedad absoluta mm






Febrero Marzo Abril Mayo Junio Julio Agosto Setbr. Octbr. Novbr Dicbr.

Isla de Pascua

Coquimbo

Valparaíso

Santiago

Enero Febrero Marzo Abril Mayo Junio Julio Agosto Setbr. Octbr. Novbr Dic.

10 9 8 7 6

Valdivia

10 9 8 7 6

Huafo

8 7 6 5 4

Evangelistas

7 6 5 4 3

Punta Arenas

# Humedad relativa %

Arica

Antofagasta

96 84 82 80 78 76 74

Isla de Pascua

84 82 80 78 76 74

Coquimbo

84 82 80 78 76 74 72 70 68 66 64 62 60

Valparaíso

# Temperaturas C°

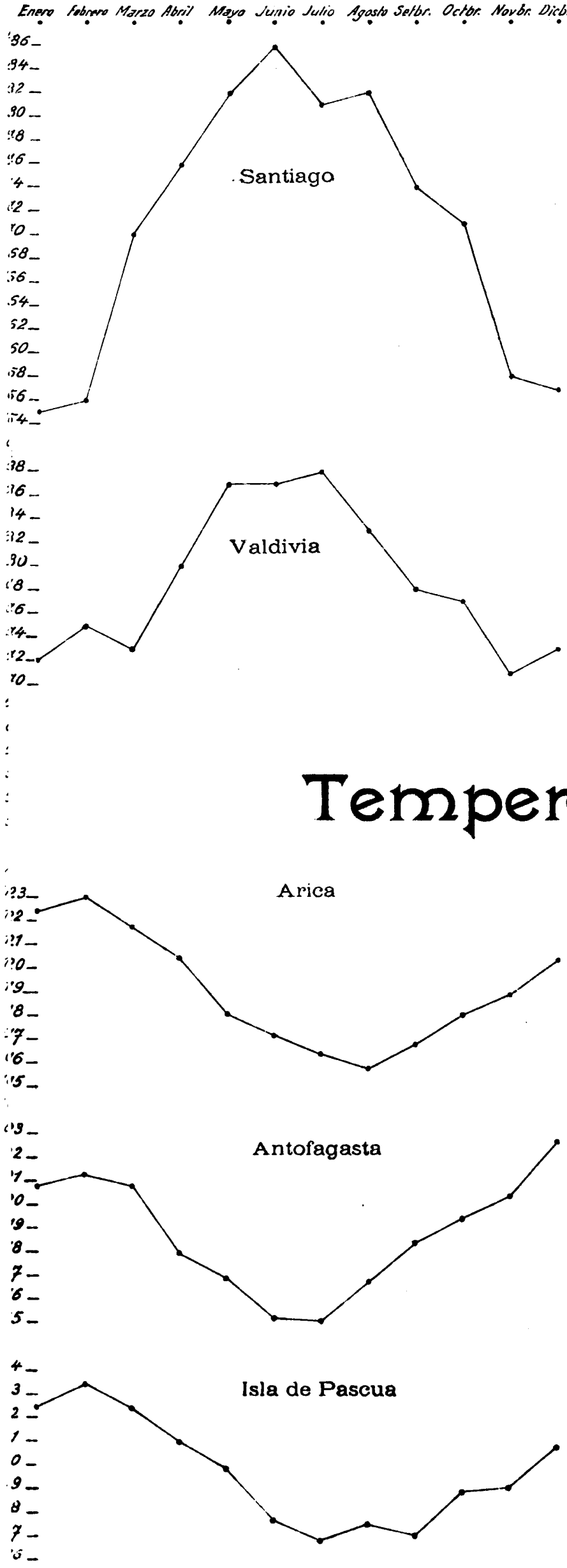


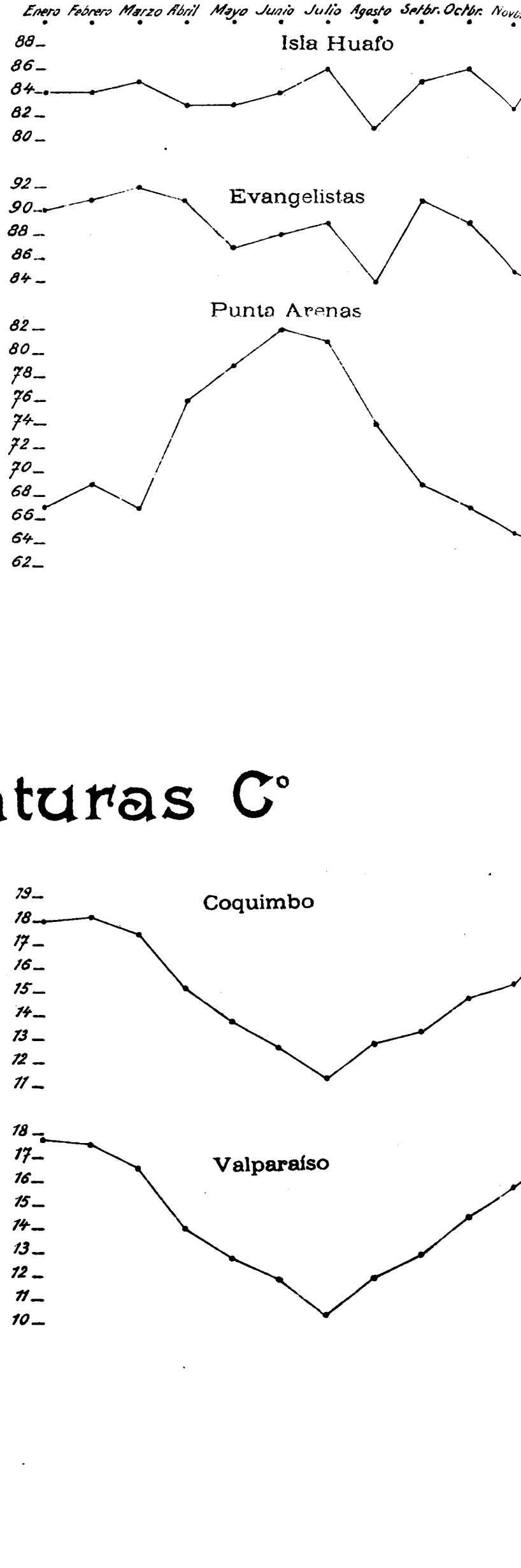

Febrero Marzo Abril Mayo Junio Julio Agosto Setbr. Octbr Novbr. Dicbr.

Santiago

Valdivia

Enero Febrero Marzo Abril Mayo Junio Julio Agosto Setbr. Octbr Novbr.

13 12 11 10 9 8 7

Isla_Huafo

10 9 8 7 6 5 4 3

Evangelistas

12 11 10 9 8 7 6 5 4 3 2 1

Punta Arenas

# Agua caída mm

Arica

Isla de Pascua

20 10 0

Antofagasta

40 30 20 10 0

Coquimbo

220 210 200 190 180 170 160 150 140 130 120 110 100 90 80 70 60 50 40 30 20 10 0

Valparaíso

Enero Febrero Marzo Abril Mayo Junio Julio Agosto Setbr. Octbr. Novbr. Dicbr.

## Santiago

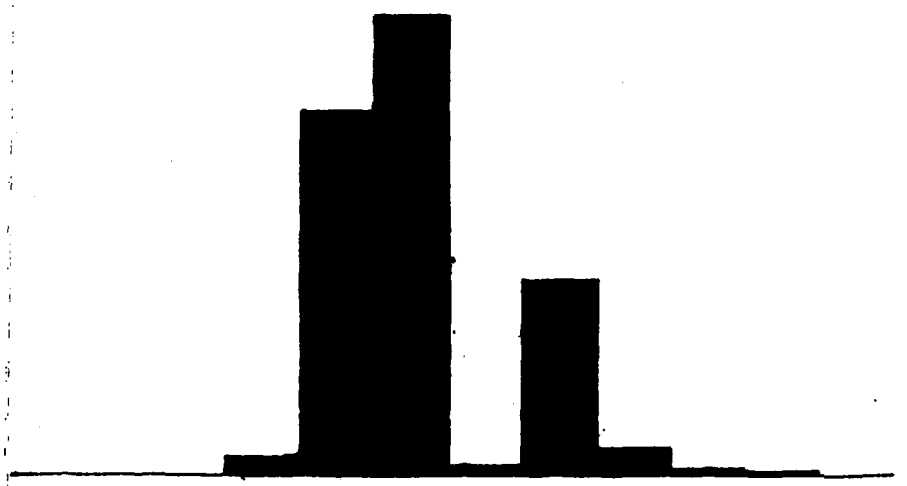

Enero Febrero Marzo Abril Mayo Junio Julio Agosto Setbr. Octbr. Novbr.

## Huafo

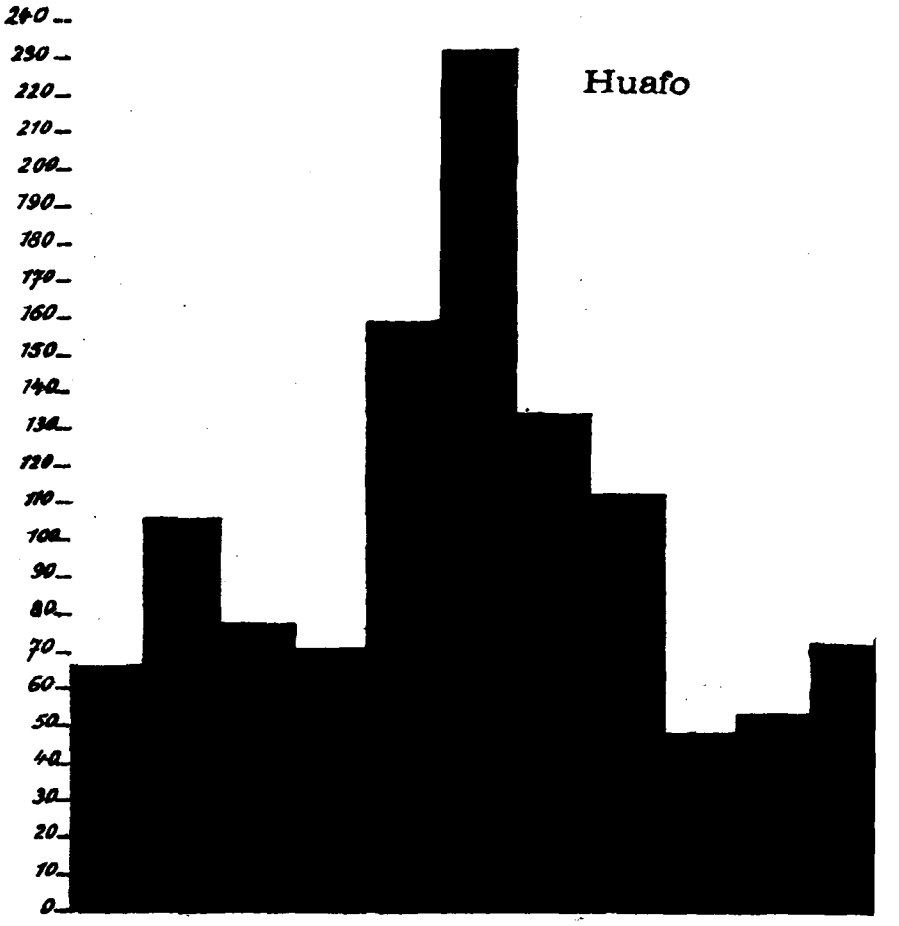


## Valdivia

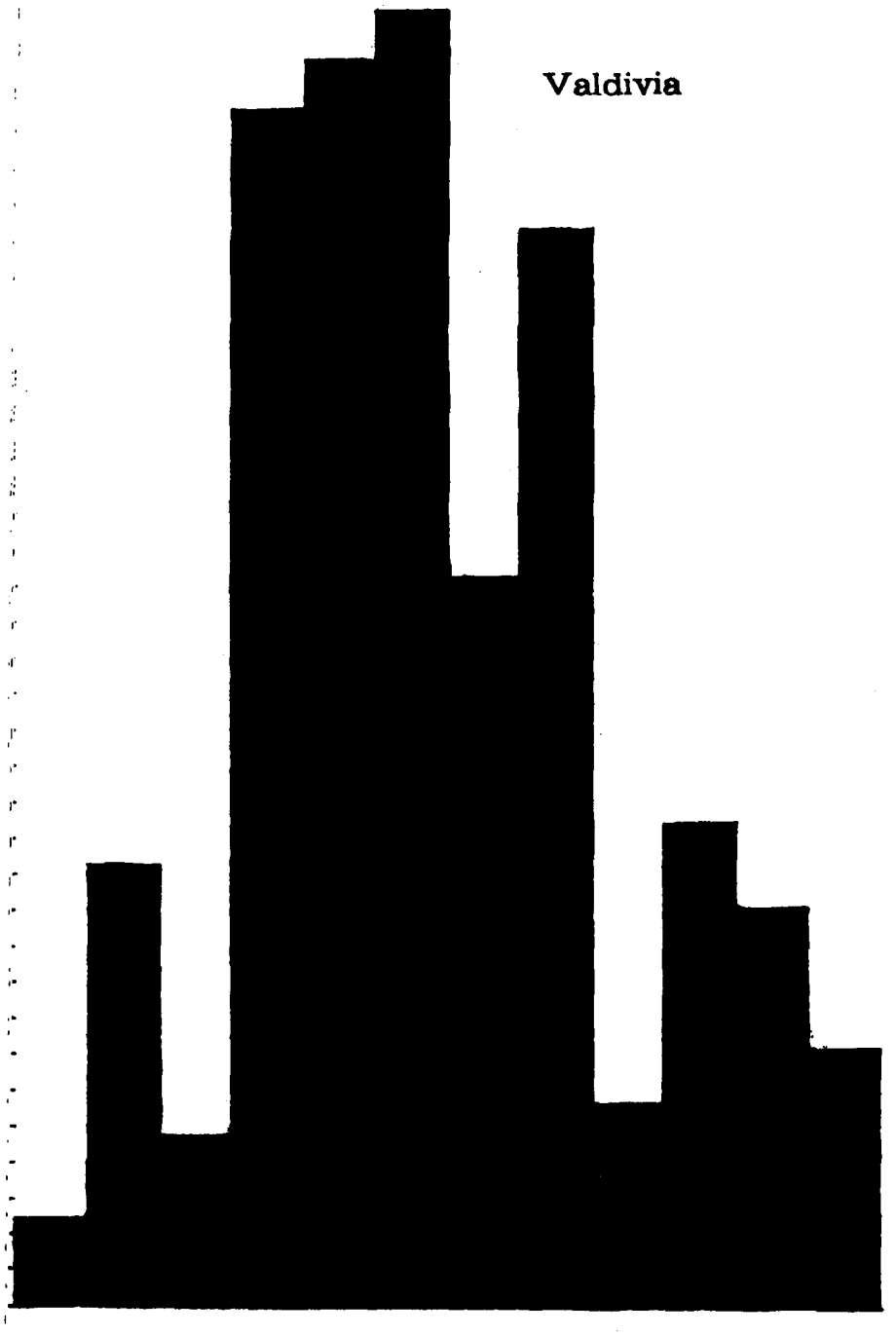

## Evangelistas






Punta Arenas

# Vientos dominantes

Arica

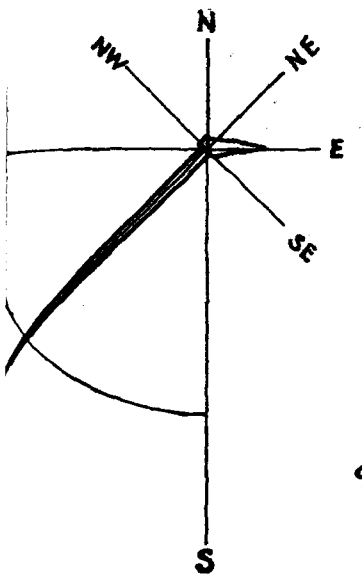


Antofagasta

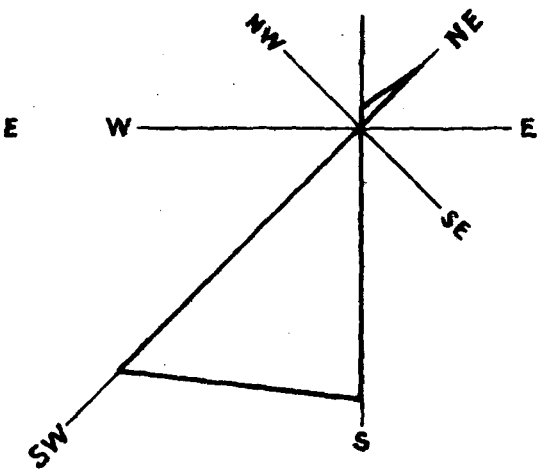


Isla de Pascua

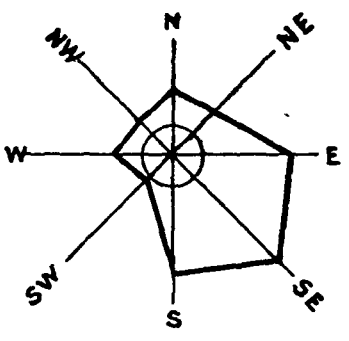


Coquimbo

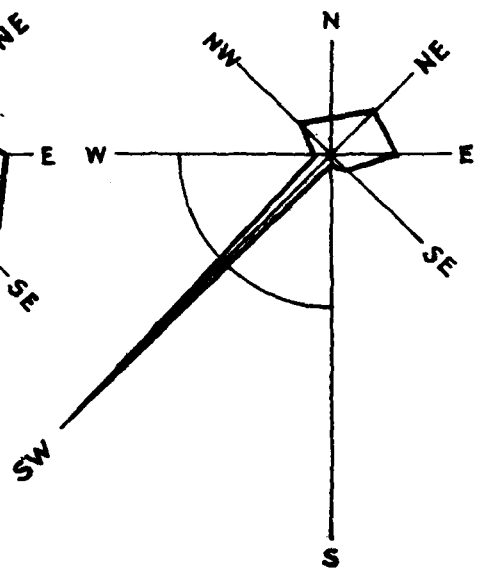


Valparaíso

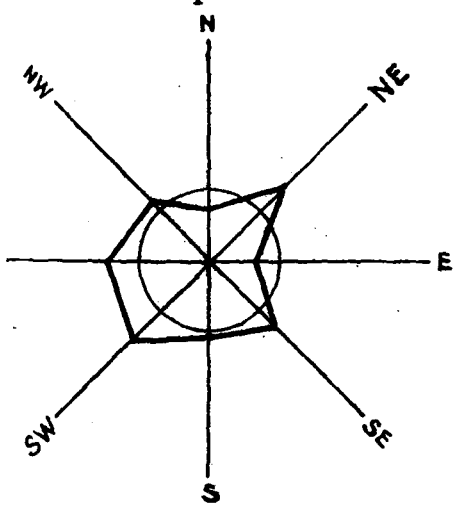


Santiago

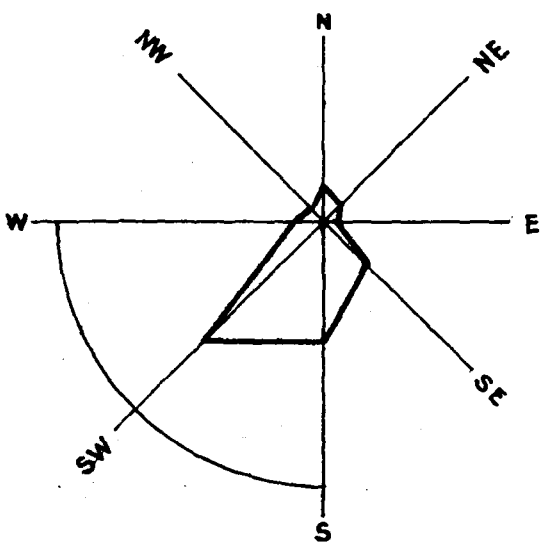


Valdivia

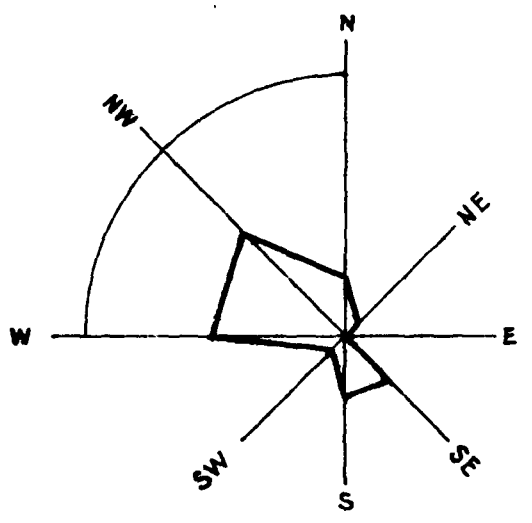


Huafo

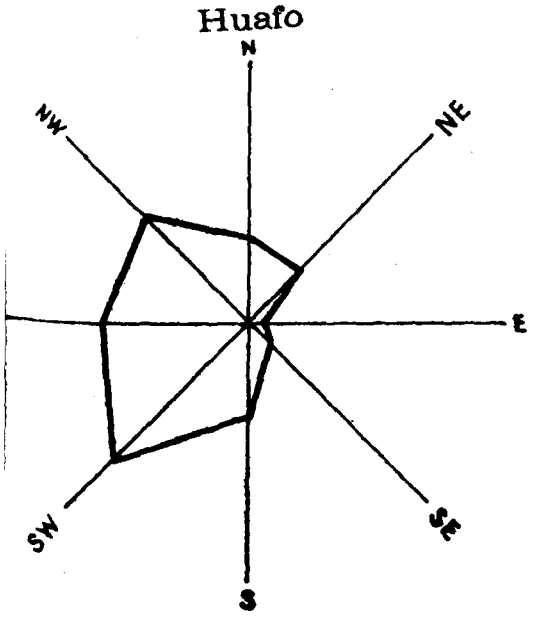


Evangelistas

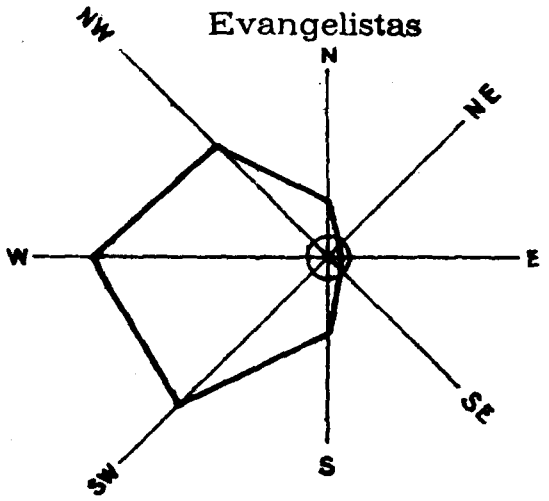

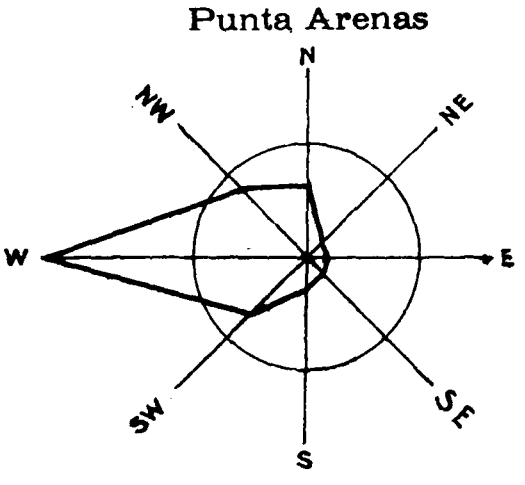
Punta Arenas