



MONTHLY WEATHER SUMMARY

QC  
987  
. C3  
C3  
1972  
Spec. Issue  
no. 1  
pt. A



Prepared and published by the  
Caribbean Meteorological Institute  
Husbands, St. James, Barbados, W.I.



SPECIAL ISSUE  
NO. 1 - PART A

78 4125

# **National Oceanic and Atmospheric Administration**

## **Climate Database Modernization Program**

### **ERRATA NOTICE**

One or more conditions of the original document may affect the quality of the image, such as:

Discolored pages  
Faded or light ink  
Binding intrudes into the text

This document has been imaged through the NOAA Climate Database Modernization Program. To view the original document, please contact the NOAA Central Library in Silver Spring, MD at (301) 713-2607 x124 or [www.reference@nodc.noaa.gov](mailto:www.reference@nodc.noaa.gov).

LASON  
Imaging Subcontractor  
12200 Kilm Court  
Beltsville, MD 20704-1387  
March 28, 2002

MONTHLY WEATHER SUMMARY

SPECIAL ISSUE NO. 1 PARTS A-C

PART A

GRENADA  
SAINT LUCIA  
SAINT VINCENT

## PREFACE

This publication, which is divided into three parts, is a Special issue of the C.M.I. Monthly Weather Summary, and contains data, for years prior to those years already published in the Monthly Weather Summaries, for selected stations in the region covered by the Caribbean Meteorological Organisation. At least one station has been selected from each of the Lesser Developed Countries of the C.M.O., and all the data from that station/s held at the Institute and not yet published have been included in this issue.

Part A of this publication contains data from Grenada, Saint Vincent and Saint Lucia; Part B contains data from Dominica and Montserrat and Part C contains data from Antigua, Saint Kitts-Nevis-Anguilla, British Virgin Islands and the Cayman Islands.

The work in carrying out the collection, quality checking, reduction to punch cards, analysis and publication of these data has been made possible through a grant of funds by the Organisation of American States to the Caribbean Meteorological Institute for this purpose. This work was carried out under the direction of the Climatologist by personnel of the Caribbean Meteorological Institute and two persons specially recruited for this purpose and paid from the funds supplied by the OAS.

The grant of these funds by the Organisation of American States through its Regional Scientific and Technological Development Program is sincerely appreciated and gratefully acknowledged.

COUNTRY

GRENADA

LOCAL STANDARD TIME

GREENWICH MEAN TIME MINUS 4 HOURS

(1) STATION

MOUNT HORNE

LATITUDE 12° 09' NORTH

LONGITUDE 61° 39' WEST

ALTITUDE 500 FEET

PERIOD OF RECORD 1956 - OCTOBER 1966

(ii) STATION

RICHMOND HILL

LATITUDE 12° 3' NORTH

LONGITUDE 61° 45' WEST

ALTITUDE 509 FEET

PERIOD OF RECORD 1911 - 1943; 1948 - MARCH 1959

STATION	YEAR	MONTH	HOUR	MEAN				TEMPERATURE AND HUMIDITY								RAINFALL (IN)		TOTAL SUBSIDIARY DURATION
				WIND SPEED (MPH)	CLOUD AMT. (%)	PRESSURE REDUCED TO M.S.L.	MEAN				EXTREME				TOTAL	MOST IN A DAY	NO. OF DAYS WITH	
							DRY BULB	WET BULB	VAR. PRESS.	REL. HUM.	MAX.	MIN.	MAX.	MIN.				

MT HORNE 1956

01	08	77	73	83	83	83	83	86	86	86	86	86	86	10.76	3.26	22	
02	08	75	72	83	83	83	83	84	84	84	84	84	84	4.20	.67	18	
03	08	77	73	85	83	72	85	69	85	69	85	69	85	4.63	.90	20	175.2
04	08	79	74	82	84	73	88	71	88	71	88	71	88	2.98	.48	12	192.2
05	08	79	76	84	84	74	86	71	86	71	86	71	86	3.70	.97	17	163.3
06	08	80	76	84	85	73	84	71	84	71	84	71	84	7.72	1.37	17	193.3
07	08	79	76	87	84	74	87	71	87	71	87	71	87	9.12	1.52	22	198.2
08	08	79	76	86	85	74	86	74	86	74	86	74	86	12.92	2.34	25	209.2
09	08	80	77	85	86	74	87	72	87	72	87	72	87	7.45	1.26	24	197.4
10	08	80	77	87	85	75	88	73	88	73	88	73	88	7.69	2.31	17	224.9
11	08	79	76	88	84	73	86	69	86	69	86	69	86	19.67	7.54	24	207.5
12	08	77	74	86	83	72	86	69	86	69	86	69	86	4.53	1.15	17	194.1
YEAR		78	75	85	84		85	84						95.37	7.54	235	

1957

01	16	77	73	83	83	83	83	86	86	86	86	86	86	6.13	1.33	22	204.3
02	16	77	72	81	81	81	81	81	81	81	81	81	81	5.27	2.19	13	177.8
03	16	78	73	81	81	81	81	69	81	69	81	69	81	1.82	.66	9	212.9
04	16	81	75	77	83	71	84	64	84	64	84	64	84	8.28	3.23	16	172.8
05	16	81	76	81	81	81	81	68	81	68	81	68	81	4.74	2.08	15	192.5
06	16	82	77	80	80	80	80	86	86	86	86	86	86	8.86	3.55	13	181.9
07	16	81	77	83	83	83	83	71	83	71	83	71	83	10.08	2.26	22	191.0
08	16	82	78	81	81	81	81	86	86	86	86	86	86	6.07	1.05	21	216.2
09	16	82	78	81	81	81	81	89	89	89	89	89	89	6.01	1.42	17	208.2
10	16	82	78	83	83	83	83	71	83	71	83	71	83	8.31	2.10	18	212.7
11	16	82	77	83	83	83	83	71	83	71	83	71	83	9.63	1.56	18	193.0
12	16	80	75	81	81	81	81	69	81	69	81	69	81	5.02	1.44	19	199.1
YEAR		80	76	81			86	81	86	81	86	81	86	81.02	3.55	203	196.9

1957

01	08	76	73	86	81	70	86	71	86	71	86	71	86	6.13	1.33	22	204.3
02	08	75	72	89	81	71	89	71	89	71	89	71	89	5.27	2.19	13	177.8
03	08	76	73	84	83	71	84	69	84	69	84	69	84	1.82	.66	9	212.9
04	08	78	76	89	83	71	89	64	89	64	89	64	89	8.28	3.23	16	172.8
05	08	79	76	87	84	73	87	68	87	68	87	68	87	4.74	2.08	15	192.5
06	08	79	76	94	85	74	94	86	94	86	94	86	94	8.86	3.55	13	181.9
07	08	79	76	87	85	74	87	71	87	71	87	71	87	10.08	2.26	22	191.0
08	08	81	77	85	86	74	85	64	85	64	85	64	85	6.07	1.05	21	216.2
09	08	82	78	81	87	75	81	89	81	87	75	89	71	6.01	1.42	17	208.2
10	08	82	78	84	83	75	84	71	84	71	84	71	84	8.31	2.10	18	212.7
11	08	79	76	85	85	74	85	69	85	69	85	69	85	9.63	1.56	18	193.0
12	08	79	74	83	84	73	83	69	83	69	83	69	83	5.02	1.44	19	199.1
YEAR		79	76	86	84	73	86	81	86	81	86	81	86	81.02	3.55	203	196.9

STATION	YEAR	MONTH	HOUR	MEAN				TEMPERATURE AND HUMIDITY							RAINFALL (INS)			TOTAL SUNSHINE DURATION INS
				WIND SPEED M.P.H.	CLOUD AMT. (EIGHTS)	PRESSURE REDUCED TO M.S.L.	MEAN			EXTREME			TOTAL	MOST IN A DAY	MO. OF DAYS WITH			
							DRY BULB °F	WET BULB °F	VAR PRESS. INCHES M.P.	REL. HUM. %	MAX. °F	MIN. °F				MAX. °F	MIN. °F	

MT HORNE 1957

01	16	78	74	83													
02	14	78	75	84													
03	14	80	75	79													
04	14	81	78	87													
05	14	82	78	82													
06	14	82	80	93													
07	14	82	78	82													
08	14	83	78	78													
09	14	84	79	79													
10	14	84	79	82													
11	14	82	77	82													
12	14	81	76	79													

1958

01	08	76	73	85	84									4.81	1.04	15	
02	08	77	72	81	84									2.26	.60	11	
03	08	79	74	77	87									.59	.23	5	
04	08	81	76	77	88	75								2.60	1.29	12	
05	08	81	77	86	86	75								11.26	4.00	16	
06	08													11.87	2.15	22	

1958

01	14	81	75	77													
02	14	81	75	75													
03	14	83	76														
04	14	84	77	70													
05	14	84	79	79													

1959

01	08																
02	08																
03	08																
04	08																
05	08	80	75	79	85	73								1.44	.45	9	
06	08	79	75	83	84	72								3.92	.50	15	
07	08	80	75	80	85	74								5.90	2.00	12	
08	08	80	77	85	72									6.67	1.28	15	
09	08	81	76	77	85	72								6.41	1.77	12	
10	08	81	76	81	86	72								4.63	.60	15	
11	08	81	77	83	85	72								13.29	5.50	19	
12	08	79	75	83										6.58	1.18	21	
		79	74	82										4.61	1.47	22	

STATION	YEAR	MONTH	HOUR	MEAN			TEMPERATURE AND HUMIDITY							RAINFALL (INS)		TOTAL SUNSHINE DURATION hrs	
				WIND SPEED KTS	CLOUD AMT. (eighths)	PRESSURE REDUCED TO M.S.L.	DRY BULB OF	WET BULB OF	VAR. PRESS. MB.	MEAN		EXTREME			TOTAL		MOST IN-A-DAY
										REL. HUM. %	MAX. OF	MIN. OF	MAX. OF	MIN. OF			

MT HORNE 1959

01	14									82	75							73
02	14									82	76	28.9						77
03	14									84	78	30.7						77
04	14									82	79	32.7						87
05	14									83	76	28.0						75
06	14									84	78	30.3						77
07	14									82	77	29.3						80
08	14									83	77	28.4						74
09	14									82	76	26.7						77

1960

01	08									78	73	25.7					69			2.50	1.00	7
02	08									79	73	25.9					71			1.42	.94	4
03	08									79	75	27.9				70			1.83	.53	9	
04	08									80	75	27.8							.87	.21	7	
05	08									81	75	26.9			86				2.46	1.03	12	
06	08									80	75	28.1			86				10.92	3.10	18	
07	08									81	76	28.1			85	74			4.66	1.00	15	
08	08									81	76	29.3			87	75			13.14	2.37	19	
09	08									82	77	29.3			87	75			6.72	1.23	20	
10	08									81	76	29.1			86	74			12.41	2.21	21	
11	08									81	76	28.7			86	74			6.28	2.72	11	
12	08									78	74	27.2			83	73			3.74	1.34	11	
										80	75	27.8							66.95	3.40	154	

YEAR

01	14									80	74	26.0											
02	14									79	74	26.6											
03	14									82	76	27.5											
04	14									82	76	28.6											
05	14									84	77	28.7											
06	14									83	76	28.6											
07	14									83	76	28.3											
08	14									84	77	28.9											
09	14									85	78	30.2											
10	14									83	78	30.1											
11	14									83	77	29.3											
12	14									81	75	27.0											

YEAR







STATION	YEAR	MONTH	HOUR	MEAN				TEMPERATURE AND HUMIDITY						RAINFALL (INS)		TOTAL SUNSHINE DURATION (HRS)
				WIND SPEED (M.P.H.)	CLOUD AMT. (EIGHTHS)	PRESSURE REDUCED TO M.S.L.	MEAN			EXTREME			TOTAL	MOST IN A DAY		
							DRY BULB OF	WET BULB OF	VAPOR PRESS.	REL. HUM. %	MAX. OF	MIN. OF			MAX. OF	

MT HORNE 1964

01	08	76	71	83	71	85	68	2.92	.54	17
02	08	77	71	83	73			.84	.54	2
03	08	78	74	84	73			6.68	1.74	16
04	08	79	77	84	73			3.05	1.62	5
05	08	80	77	83	74			17.50	5.13	14
06	08	80	76	83	74			10.39	1.80	16
07	08	80	75	83	74			4.32	1.44	8
08	08	81	76	85	74			9.12	1.65	13
09	08	80	77	81	73			8.78	3.43	15
10	08	81	77	82	71			11.32	3.83	16
11	08	79	76	83	71			5.60	.96	17
12	08	79	73							
YEAR		79	75							

01	14	81	74							
02	14	82	74							
03	14	80	77							
04	14	82	75							
05	14	82	77							
06	14	82	76							
07	14	82	77							
08	14	83	77							
09	14	83	77							
10	14	83	77							
11	14	80	75							
12	14	81	75							

YEAR

1965

01	08	77	73	82	72			5.50	1.20	14
02	08	78	74	83				2.60	1.20	11
03	08	79	74	84	73			1.08	.30	7
04	08									
05	08	80	75	85	74			1.73	.35	10
06	08	80	75	85	72			6.14	1.53	8
07	08	81	77					10.30	2.90	12
08	08	82	77					5.95	1.57	8
09	08	82	78					7.23	1.41	11
10	08	81	76					4.94	1.25	10
11	08	79	75					9.07	1.50	13
12	08	79	74					8.06	4.59	12

65

75  
77



STATION	YEAR	MONTH	HOUR	MEAN				TEMPERATURE AND HUMIDITY						RAINFALL (IN)		TOTAL SUNSHINE DURATION (HRS)
				WIND SPEED (M.P.H.)	CLOUD AMT. (EIGHTHS)	PRESSURE REDUCED TO M.S.L. (INS)	MEAN			EXTREME			TOTAL	MOST IN A DAY		
							DRY BULB (°F)	WET BULB (°F)	VAR PRESS. (INS)	REL. HUM. (%)	MAX. (°F)	MIN. (°F)			MAX. (°F)	

RICHMOND HILL

1911	01	09		4.0	30.0	25	76	71	.659	72	81	71	84	69	5.00	.95	28
	02	09		3.0	30.0	06	77	72	.699	74	82	71	87	69	2.77	.80	13
	03	09		2.0	30.0	29	79	71	.635	64	85	72	90	68	.96	.27	14
	04	09		4.0	30.0	08	80	73	.713	70	85	74	87	71	1.67	.28	18
	05	09		3.0	29.9	90	80	74	.745	72	86	75	90	72	3.41	.75	19
	06	09		6.0	30.0	40	79	75	.801	82	82	74	85	71	19.36	2.16	27
	07	09		4.0	30.0	57	80	75	.787	77	84	75	86	72	5.52	.65	24
	08	09		4.0	29.9	85	80	76	.812	75	84	75	90	74	7.93	1.29	27
	09	09		3.0	29.9	60	81	77	.823	77	83	76	90	72	7.86	1.95	22
	10	09		3.0	29.9	75	82	77	.812	74	87	79	90	73	3.15	1.32	16
	11	09		2.0	29.9	60	80	76	.795	77	84	76	87	72	5.86	1.70	23
	12	09		3.0	29.9	68	79	73	.746	77	82	74	86	71	5.64	.74	20
YEAR				3.4	30.0	00	79	74	.752	74	84	74	90	68	69.13	2.16	251

1912	01	18		4.0					.649	74							
	02	18		4.0					.694	77							
	03	18		3.0					.645	68							
	04	18		3.0					.706	71							
	05	18		3.0					.747	73							
	06	18		6.0					.797	83							
	07	18		3.0					.778	77							
	08	18		4.0					.778	78							
	09	18		3.0					.810	79							
	10	18		3.0					.801	78							
	11	18		2.0					.765	79							
	12	18		3.0					.733	79							
YEAR				3.4					.742	76							

1912	01	09		3.0	30.0	17	77	72	.692	76	81	74	83	71	4.16	.70	21
	02	09		2.0	30.0	16	77	71	.674	72	82	74	84	70	2.12	.65	11
	03	09		2.0	30.0	18	77	71	.660	70	83	74	87	72	1.99	.31	14
	04	09		3.0	30.0	16	80	73	.695	68	85	75	88	73	1.19	.25	12
	05	09		5.0	29.9	92	80	75	.750	72	85	77	87	75	3.64	1.07	12
	06	09		4.0	30.0	16	80	75	.786	78	83	76	86	72	7.20	1.76	27
	07	09		4.0	30.0	00	79	75	.790	76	83	76	87	75	1.39	1.76	26
	08	09		3.0	29.9	90	80	76	.800	77	85	76	88	73	6.07	1.25	19
	09	09		2.0	29.9	75	82	77	.815	76	87	75	90	72	6.35	1.25	22
	10	09		2.0	29.9	49	81	76	.816	76	85	75	88	73	4.72	.92	17
	11	09		3.0	29.9	52	81	76	.804	78	85	75	90	72	6.11	.97	21
	12	09		3.0	29.9	78	78	74	.742	76	83	74	85	71	9.04	1.80	24
YEAR				3.0	29.9	53	79	74	.752	75	84	75	90	70	63.98	1.80	226



STATION	YEAR	MONTH	HOUR	MEAN			TEMPERATURE AND HUMIDITY										RAINFALL (INS)		TOTAL SUNSHINE DURATION (HRS)
				WIND SPEED (M.P.H.)	CLOUD AMT. (EIGHTHS)	PRESSURE REDUCED TO M.S.L. (INS)	DRY BULB (°F)	WET BULB (°F)	VAR PRESS. (INS)	MEAN		EXTREME		TOTAL	MOST IN A DAY	NO. OF DAYS WITH			
										REL. HUM. (%)	REL. HUM. (%)	MAX. (°F)	MIN. (°F)						

**RICHMOND HILL**

01	09	2.0	30.020	78	72	.678	71	83	73	85	69	1.80	.28	15		
02	09	2.0	30.025	74	72	.684	72	83	72	87	69	2.09	.40	12		
03	09	2.0	30.025	79	73	.692	69	84	73	89	70	2.61	1.20	13		
04	09	3.0	30.002	80	74	.731	72	84	74	89	70	2.59	1.30	13		
05	09	6.0	30.019	81	75	.770	74	82	75	89	70	3.95	1.32	16		
06	09	5.0	29.997	80	75	.778	76	84	75	86	72	6.85	1.20	22		
07	09	4.0	30.027	80	75	.786	78	84	75	87	72	6.72	1.12	25		
08	09	3.0	30.006	81	76	.793	76	85	75	87	72	6.86	.94	22		
09	09	2.0	29.989	82	76	.799	74	86	76	89	72	6.63	1.88	16		
10	09	5.0	29.970	82	80	.821	77	86	76	90	73	8.44	1.00	23		
11	09	3.0	29.936	81	76	.802	75	84	75	87	72	7.77	1.42	20		
12	09	3.0	29.978	80	75	.777	76	84	74	86	68	5.56	1.32	23		
YEAR				3.3	30.000	80	75	.759	74	84	74	90	68	61.87	1.88	220

01	18	2.0				.690	74							
02	18	2.0				.678	74							
03	18	2.0				.704	73							
04	18	2.0				.727	74							
05	18	4.0				.765	77							
06	18	5.0				.771	77							
07	18	3.0				.775	82							
08	18	3.0				.778	77							
09	18	2.0				.807	79							
10	18	2.0				.813	80							
11	18	3.0				.800	82							
12	18	3.0				.768	81							
YEAR				2.8		.756	78							

**1915**

01	09	2.0	29.978	78	73	.721	76	83	73	86	71	5.06	1.30	9		
02	09	2.0	29.981	79	73	.718	73	84	74	87	71	1.23	.55	9		
03	09	2.0	29.986	81	74	.708	68	85	74	88	71	1.02	.68	4		
04	09	3.0	29.935	80	75	.803	78	84	75	88	71	3.93	.95	14		
05	09	4.0	29.909	82	77	.810	76	86	75	89	72	3.75	1.08	16		
06	09	4.0	29.927	82	77	.818	75	86	74	89	72	4.62	.92	23		
07	09	3.0	29.947	81	77	.826	78	85	74	90	70	12.22	3.47	21		
08	09	3.0	29.911	92	77	.834	77	86	74	89	71	13.01	3.10	20		
09	09	3.0	29.896	82	77	.842	77	86	75	90	70	5.72	1.55	19		
10	09	3.0	29.889	82	77	.833	76	86	74	92	71	7.98	2.23	14		
11	09	3.0	29.912	81	77	.830	79	85	74	88	70	9.10	1.65	18		
12	09	2.0	29.946	80	75	.756	74	85	74	88	71	5.93	.72	23		
YEAR				2.8	29.935	81	76	.792	76	85	74	92	70	73.57	3.47	190





STATION	YEAR	MONTH	HOUR	MEAN			TEMPERATURE AND HUMIDITY							RAINFALL (INS)			TOTAL SUNSHINE DURATION hrs
				WIND SPEED M.P.H.	CLOUD AMT. (eighths)	PRESSURE REDUCED TO M.S.L. ins	DRY BULB PRESS. ins	WET BULB PRESS. ins	MEAN		EXTREME		TOTAL	IN A DAY	MOST IN A DAY	NO. OF DAYS WITH	
									REL. HUM. %	REL. HUM. %	MAX. °F	MIN. °F					

**RICHMOND HILL**

01	09	3.0	29.986	76	71	.659	73	81	70	85	69	3.73	.60	22		
02	09	2.0	30.020	76	70	.634	70	82	70	88	66	2.89	.48	16		
03	09	3.0	30.003	76	70	.645	70	81	70	85	68	2.95	.90	14		
04	09	3.0	29.938	79	72	.698	68	84	73	88	71	.17	.09	4		
05	09	2.0	29.951	81	74	.728	68	85	74	89	71	2.12	.54	11		
06	09	2.0	29.955	80	75	.770	72	85	75	88	72	5.83	.88	20		
07	09	5.0	29.945	79	75	.794	84	83	73	86	70	17.85	3.70	26		
08	09	3.0	29.949	80	76	.803	77	85	75	89	71	10.58	2.90	23		
09	09	4.0	29.917	79	76	.605	79	86	75	91	70	6.89	1.50	19		
10	09	3.0	29.920	81	76	.813	78	85	75	89	72	7.92	1.27	20		
11	09	3.0	29.903	80	75	.773	75	84	73	88	70	6.54	2.80	12		
12	09	4.0	29.902	78	73	.732	77	83	72	86	70	7.08	1.40	20		
YEAR				3.1	29.949	79	74	.722	74	84	73	91	68	74.55	3.70	207

01	18	2.0	.654	74
02	18	2.0	.642	73
03	18	2.0	.643	71
04	18	2.0	.703	73
05	18	2.0	.720	70
06	18	3.0	.790	75
07	18	5.0	.797	78
08	18	3.0	.790	78
09	18	4.0	.796	78
10	18	2.0	.780	78
11	18	3.0	.759	77
12	18	4.0	.715	77

YEAR 2.8 75

**1918**

01	09	3.0	29.961	77	72	.709	77	82	71	87	69	6.16	1.82	21		
02	09	4.0	29.973	76	71	.689	77	82	71	84	69	3.35	1.78	19		
03	09	2.0	29.964	77	71	.654	70	82	71	85	69	2.49	.66	17		
04	09	3.0	29.934	79	72	.688	70	84	72	86	69	1.60	.33	10		
05	09	4.0	29.918	80	75	.781	76	85	74	87	69	7.93	3.50	15		
06	09	4.0	29.940	76	75	.805	75	83	73	83	70	10.26	2.90	21		
07	09	3.0	29.960	80	75	.791	75	83	74	87	70	10.57	1.55	18		
08	09	3.0	29.952	81	76	.837	76	86	75	89	71	6.55	1.52	16		
09	09	3.0	29.929	82	77	.820	76	86	76	90	72	9.80	3.20	15		
10	09	3.0	29.889	81	77	.825	80	85	75	88	72	11.76	2.30	22		
11	09	3.0	29.803	81	76	.829	79	84	75	86	73	6.54	.98	25		
12	09	4.0	29.938	79	74	.741	76	83	74	86	71	4.39	.82	16		
YEAR				3.3	29.932	79	74	.767	76	84	73	90	69	81.40	3.50	215



STATION	YEAR	MONTH	HOUR	TEMPERATURE AND HUMIDITY										RAINFALL (INS)		TOTAL SUNSHINE DURATION INS
				MEAN					EXTREME					TOTAL	MOST IN A DAY	
				WIND SPEED M.P.H.	CLOUD AMT. TO M.S.L. (8/10ths)	PRESSURE REDUCED TO M.S.L. INS	DRY BULB °F	WET BULB °F	VAP. PRESS. INS	REL. HUM. %	MAX. °F	MIN. °F	NO. OF DAYS WITH			

**RICHMOND HILL**

1920	01	09	09	3.0	29.946	.703	76	83	72	88	69	4.86	.82	19
	02	09	77	4.0	29.932	.701	74	83	72	89	70	1.40	.28	12
	03	09	77	2.0	29.982	.659	68		72	85	69	2.51	.55	17
	04	09	77	3.0	29.969	.680	66	83	73	87	70	.30	.09	7
	05	09	80	4.0	29.962	.730	69	84	74	86	71	1.35	.52	13
	06	09	79	4.0	29.962	.755	72	84	74	86	72	3.61	.50	21
	07	09	79	4.0	30.003	.787	78	85	74	87	71	11.39	1.35	28
	08	09	77	6.0	29.897	.768	72	85	74	89	70	7.10	1.57	18
	09	09	80	3.0	29.928	.824	78	85	75	89	72	7.61	1.05	21
	10	09	70	5.0	29.919	.812	78	85	75	90	72	12.98	4.35	22
	11	09	70	4.0	29.951	.812	80	83	74	90	73	11.49	2.80	24
	12	09	78	3.0	29.959	.703	70	83	74	88	72	4.06	2.30	14
YEAR			77	3.8		.745	73	74	90	69	68.66	4.35	216	

	01	18	81	2.0		.701	75							
	02	18	84	2.0		.707	74							
	03	18	83	4.0		.673	73							
	04	18	83	2.0		.686	70							
	05	18	84	4.0		.741	76							
	06	18	84	5.0		.751	74							
	07	18	84	5.0		.795	79							
	08	18	80	6.0		.785	77							
	09	18	86	4.0		.815	80							
	10	18	83	4.0		.805	80							
	11	18	83	4.0		.787	81							
	12	18	83	3.0		.719	75							
YEAR			83	3.8		.747	76							

**1921**

	01	09	77	3.0	29.641	.684	70	82	73	87	69	2.86	1.39	303.0
	02	09	76	3.0	29.634	.691	71	82	72	86	70	2.37	.43	270.0
	03	09	77	4.0	29.910	.681	71	82	72	89	68	4.07	1.05	241.0
	04	09	81	4.0	29.240	.701	68	83	73	87	71	1.82	.44	282.0
	05	09	80	3.0	29.588	.736	69	85	74	88	71	3.26	.52	279.0
	06	09	79	5.0	29.763	.815	73	85	75	90	72	9.81	1.63	240.0
	07	09	80	3.0	29.643	.796	74	84	74	90	70	10.60	1.84	286.0
	08	09	80	4.0	29.602	.796	74	84	74	90	70	10.60	1.84	257.0
	09	09	81	3.0	29.582	.827	73	86	75	93	71	9.80	3.90	266.0
	10	09	80	4.0	29.561	.817	79	84	75	90	71	12.04	3.35	238.0
	11	09	80	2.0	29.594	.773	71	85	75	89	73	4.81	.87	290.0
	12	09	78	3.0	29.583	.761	77	83	73	86	70	10.18	2.04	274.0
YEAR			79	3.4	29.612	.756		74	83	68	78.71	3.90		168.8

STATION	YEAR	MONTH	HOUR	MEAN				TEMPERATURE AND HUMIDITY								RAIN FALL (INS)			TOTAL SUNSHINE DURATION (HRS)
				WIND SPEED (M.P.H.)	CLOUD AMT. (EIGHTHS)	PRESSURE REDUCED TO M.S.L. (INS)	DRY BULB (°F)	WET BULB (°F)	VAR. PRESS. (INS)	MEAN		EXTREME		TOTAL	MOST IN A DAY	NO. OF DAYS WITH			
										REL. HUM. (%)	MAX. (°F)	MIN. (°F)	MAX. (°F)				MIN. (°F)		

**RICHMOND HILL 1921**

01	18	3.0	81	.688	75												
02	18	2.0	82	.681	76												
03	18	4.0	80	.690	74												
04	18	3.0	82	.723	74												
05	18	2.0	83	.736	73												
06	18	5.0		.797	80												
07	18	3.0	83	.763	76												
08	18	3.0	84	.789	77												
09	18	3.0	85	.825	77												
10	18	3.0	80	.800	81												
11	18	2.0	82	.812	79												
12	18	3.0	82	.737	78												
		3.0		.753	77												

YEAR

**1922**

01	09	3.0	77	.712	74	83	73	86	70	6.24	1.65	22	298.0
02	09	4.0	77	.704	73	81	71	85	70	5.07	.76	24	266.0
03	09	5.0	77	.699	72	82	72	87	68	5.16	1.30	21	300.0
04	09	4.0	78	.698	68	83	73	87	69	1.26	.20	16	288.0
05	09	5.0	79	.742	74	84	74	86	72	2.29	1.11	17	282.0
06	09	5.0	79	.767	75	84	74	87	72	6.30	1.18	22	264.0
07	09	4.0	79	.778	75	84	74	88	71	7.15	1.13	24	286.0
08	09	4.0	80	.790	74	85	75	88	71	8.85	2.32	22	274.0
09	09	4.0	80	.829	79	85	75	88	72	7.52	1.90	22	284.0
10	09	4.0	80	.800	78	85	74	90	71	5.53	1.82	19	296.0
11	09	4.0	79	.788	74	84	74	90	72	5.45	1.25	22	230.0
12	09	4.0	78	.705	72	82	73	85	71	5.53	1.16	19	294.0
		4.2	79	.751	74	84	74	90	60	66.35	2.32	250	284.3

YEAR

01	18	3.0	82	.714	77												
02	18	4.0	80	.699	77												
03	18	3.0	80	.686	76												
04	18	4.0	81	.713	75												
05	18	3.0	82	.735	75												
06	18	5.0	81	.775	79												
07	18	3.0	83	.766	78												
08	18	3.0	83	.772	77												
09	18	2.0	83	.798	79												
10	18	2.0	83	.744	78												
11	18	3.0	82	.754	78												
12	18	3.0	81	.683	74												

YEAR

STATION	YEAR	MONTH	HOUR	MEAN				TEMPERATURE AND HUMIDITY						RAINFALL (INS)		TOTAL SUNSHINE DURATION (INS)
				WIND SPEED (M.P.H.)	CLOUD AMT. (EIGHTHS)	PRESSURE REDUCED TO M.S.L. (INS)	MEAN			EXTREME			TOTAL	IN A DAY		
							DRY BULB (°F)	WET BULB (°F)	VAR. PRESS. (INS)	REL. HUM. (%)	MAX. (°F)	MIN. (°F)				

**RICHMOND HILL**

01	09	01	09	4.0	29.643	76	.665	71	82	71	86	69	3.08	.62	21
02	09	02	09	5.0	29.689	77	.665	71	82	71	85	67	2.27	.30	22
03	09	03	09	3.0	29.663	77	.643	66	83	71	86	69	1.58	.20	17
04	09	04	09	4.0	29.643	78	.692	69	83	72	85	70	1.80	.80	12
05	09	05	09	4.0	29.644	80	.726	69	85	75	87	72	.97	.30	11
06	09	06	09	5.0	29.500	79	.765	74	84	74	88	72	3.67	.76	22
07	09	07	09	5.0	29.657	77	.784	77	84	74	86	72	8.48	1.31	26
08	09	08	09	5.0	29.648	80	.799	75	84	75	87	72	7.23	1.42	22
09	09	09	09	4.0	29.617	80	.812	75	86	75	89	70	4.63	.97	21
10	09	10	09	5.0	29.537	81	.811	74	85	75	90	74	3.50	.76	16
11	09	11	09	4.0	29.595	80	.788	74	85	75	88	73	5.86	.91	20
12	09	12	09	5.0	29.625	78	.793	81	83	73	88	69	12.65	2.77	22
YEAR				4.4	29.626	79	.745	73	84	73	90	67	55.72	2.77	232

01	18	3.0	80	.640	71	
02	18	3.0	80	.656	72	
03	18	3.0	81	.653	72	
04	18	4.0	82	.696	74	
05	18	2.0	85	.735	72	
06	18	5.0	83	.737	75	
07	18	5.0	84	.770	77	
08	18	3.0	84	.785	78	
09	18	2.0	85	.786	76	
10	18	3.0	83	.794	79	
11	18	4.0	84	.777	77	
12	18	6.0	82	.786	83	
YEAR				3.6	.735	76

**1924**

01	09	4.0	29.677	78	.701	74	82	72	85	70	85	70	4.78	.61	23
02	09	3.0	29.505	78	.700	73	83	71	85	68	85	68	3.01	.62	17
03	09	3.0	29.616	79	.683	68	84	73	87	71	87	71	.38	.23	5
04	09	3.0	29.621	80	.728	70	85	74	87	71	87	71	.40	.13	7
05	09	4.0	29.634	81	.784	74	86	75	89	72	89	72	5.36	3.08	20
06	09	5.0	29.633	80	.807	79	84	74	88	72	88	72	5.83	1.13	26
07	09	5.0	29.633	80	.810	79	84	74	88	70	88	70	17.95	3.65	22
08	09	4.0	29.616	81	.826	78	85	75	88	70	88	70	8.55	4.54	16
09	09	4.0	29.619	81	.819	76	85	75	89	72	89	72	5.05	.97	20
10	09	5.0	29.582	81	.839	80	85	75	89	71	89	71	12.78	2.03	22
11	09	5.0	29.581	80	.830	81	84	75	89	70	89	70	9.85	1.90	22
12	09	5.0	29.633	77	.731	77	82	73	84	70	84	70	7.57	.86	27
YEAR				4.2	29.613	80	.772	76	84	74	89	68	81.51	4.54	227

STATION	YEAR	MONTH	HOUR	MEAN			TEMPERATURE AND HUMIDITY						RAINFALL (ins)			TOTAL SUNSHINE DURATION (hrs)
				WIND SPEED (M.P.H.)	CLOUD AMT. (100ths)	PRESSURE REDUCED TO M.S.L. (ins)	MEAN			EXTREME			TOTAL	MOST IN A DAY	NO. OF DAYS WITH	
							DRY BULB (°F)	WET BULB (ins)	VAP. PRESS. (ins)	REL. HUM. (%)	MAX. (°F)	MIN. (°F)				

**RICHMOND HILL**

**1924**

01	18	3.0	76	.695	76											
02	18	3.0	76	.665	75											
03	18	2.0	78	.707	73											
04	18	2.0	80	.725	71											
05	18	2.0	80	.778	76											
06	18	4.0	79	.787	78											
07	18	5.0	79	.788	80											
08	18	4.0	80	.785	77											
09	18	4.0	80	.809	78											
10	18	4.0	79	.818	81											
11	18	4.0	84	.795	82											
12	18	4.0	76	.703	76											
			<b>3.4</b>	<b>.755</b>	<b>77</b>											

**1925**

01	09	3.0	74	.672	75	81	70	83	67	4.06	.88	23
02	09	4.0	76	.680	72	82	71	85	68	1.27	.41	7
03	09	4.0	76	.678	70	84	72	88	69	2.23	.63	14
04	09	4.0	79	.724	70	85	74	88	71	.55	.15	9
05	09	4.0	80	.738	70	86	75	88	72	1.02	.37	10
06	09	6.0	79	.781	77	84	74	89	71	8.02	1.60	25
07	09	6.0	79	.811	81	84	74	88	72	7.54	1.41	27
08	09	5.0	79	.837	82	84	75	89	70	10.60	2.11	27
09	09	5.0	79	.829	78	85	75	89	70	5.22	1.20	22
10	09	5.0	80	.836	80	85	75	87	72	8.25	1.48	22
11	09	5.0	79	.816	80	84	74	88	70	9.24	1.50	18
12	09	4.0	78	.766	79	83	74	86	70	5.68	1.56	25
			<b>4.6</b>	<b>.764</b>	<b>76</b>	<b>84</b>	<b>74</b>	<b>89</b>	<b>67</b>	<b>64.68</b>	<b>2.11</b>	<b>229</b>

01	16	3.0	80	.671	76											
02	18	2.0	81	.685	75											
03	18	4.0	82	.679	72											
04	18	3.0	84	.735	72											
05	18	2.0	86	.736	71											
06	18	5.0	84	.775	77											
07	18	5.0	84	.793	79											
08	18	5.0	84	.804	78											
09	18	5.0	84	.809	81											
10	18	4.0	81	.813	81											
11	18	4.0	84	.797	81											
12	18	3.0	83	.752	79											
			<b>3.8</b>	<b>.754</b>	<b>77</b>											

YEAR

STATION	YEAR	MONTH	HOUR	MEAN				TEMPERATURE AND HUMIDITY										RAINFALL (INS)		TOTAL SUNSHINE DURATION hrs
				WIND SPEED mph	CLOUD AMT. (height)	PRESSURE REDUCED TO M.S.L. inHg	DRY BULB °F	WET BULB °F	VAR PRESS. mb	MEAN			EXTREME			TOTAL	MOST IN A DAY	NO. OF DAYS WITH		
										REL. HUM. %	MAX. °F	MIN. °F	MAX. °F	MIN. °F	MIN. %					

**RICHMOND HILL**

1926	01	09	4.0	29.664	77	24.2	75	82	72	84	70	3.46	.78	22
	02	09	3.0	29.661	77	23.7	73	83	73	86	70	1.41	.31	15
	03	09	5.0	29.659	78	23.5	70	85	73	87	71	.84	.18	11
	04	09	4.0	29.676	78	23.5	67	85	74	88	73	.60	.26	8
	05	09	5.0	29.633	79	26.1	71	87	76	90	73	1.22	.40	7
	06	09	6.0	29.644	81	27.1	77	87	75	88	70	8.93	1.61	17
	07	09	5.0	29.652	80	29.9	82	86	76	90	73	5.43	2.78	21
	08	09	4.0	29.640	80	30.4	82	86	76	90	74	8.04	.93	24
	09	09	5.0	29.589	81	30.7	81	87	76	92	70	7.37	1.80	17
	10	09	5.0	29.563	81	30.7	85	85	75	89	72	9.63	1.25	25
	11	09	5.0	29.568	80	29.7	84	85	75	87	71	10.47	2.38	18
	12	09	4.0	29.540	78	26.1	77	85	74	88	72	1.97	.88	14
	YEAR		4.6	29.625	79	27.1	77	82	75	92	70	59.37	2.78	199

	01	18	3.0		82	23.7	76							
	02	18	2.0		82	23.4	73							
	03	18	2.0		84	23.4	71							
	04	18	2.0		84	23.8	69							
	05	18	3.0		85	25.4	71							
	06	18	6.0		86	26.6	77							
	07	18	4.0		84	29.8	81							
	08	18	4.0		85	29.2	84							
	09	18	5.0		85	29.3	82							
	10	18	5.0		85	29.4	85							
	11	18	4.0		84	28.3	82							
	12	18	3.0		84	25.5	79							
	YEAR		3.6		84	26.5	78							

**1927**

	01	09	4.0	29.608	77	25.4	77	82	73	88	67	4.72	.58	24
	02	09	3.0	29.562	77	24.6	75	83	72	87	71	5.07	1.13	20
	03	09	5.0	29.530	79	26.6	79	84	72	86	53	4.18	.88	20
	04	09	5.0	29.479	80	27.2	74	84	73	89	71	6.32	1.25	21
	05	09	4.0	29.524	80	26.8	72	85	75	89	70	3.46	1.08	26
	06	09	5.0	29.499	80	28.6	82	85	75	88	72	9.22	1.82	24
	07	09	4.0	29.536	82	28.5	80	86	75	89	72	6.83	.94	22
	08	09	2.0	29.491	83	29.0	75	87	76	92	71	3.46	.66	18
	09	09	3.0	29.452	83	25.5	76	88	76	92	75	3.15	.67	11
	10	09	4.0	29.446	82	30.1	79	87	76	92	74	10.00	2.60	19
	11	09	3.0	29.431	81	29.1	78	86	75	91	73	12.25	5.50	17
	12	09	5.0	29.465	78	26.4	76	84	74	87	71	8.10	3.00	17
	YEAR		3.9	29.502	80	27.3	77	85	74	92	53	76.76	5.50	239

STATION	YEAR	MONTH	HOUR	MEAN				TEMPERATURE AND HUMIDITY								RAINFALL (IN)			TOTAL SUNSHINE DURATION hrs
				WIND SPEED (M.P.H.)	CLOUD AMT. (HEIGHTS)	PRESSURE REDUCED TO M.S.L. (INS.)	DRY BULB (°F)	WET BULB (°F)	VAR. PRESS. (MB)	MEAN		MAX. (°F)	MIN. (°F)	EXTREME MAX. (°F)	EXTREME MIN. (°F)	TOTAL	MOST IN A DAY	NO. OF DAYS WITH	
										REL. HUM. (%)	REL. HUM. (%)								

**RICHMOND HILL**

YEAR	MONTH	HOUR	WIND SPEED (M.P.H.)	CLOUD AMT. (HEIGHTS)	PRESSURE REDUCED TO M.S.L. (INS.)	DRY BULB (°F)	WET BULB (°F)	VAR. PRESS. (MB)	MEAN REL. HUM. (%)	MAX. (°F)	MIN. (°F)	EXTREME MAX. (°F)	EXTREME MIN. (°F)	TOTAL	MOST IN A DAY	NO. OF DAYS WITH	
1927	RICHMOND HILL	01	18	4.0	29.453	81	25.0	80	79	84	73	88	70	4.12	.85	25	
		02	18	4.0	29.590	80	23.8	76	79	84	74	89	70	2.11	.35	18	
		03	18	4.0	29.533	80	26.5	82	74	85	76	88	69	2.17	.58	14	
		04	18	4.0	29.513	82	27.2	81	73	83	74	90	72	1.65	.85	10	
		05	18	3.0	29.543	84	26.8	76	72	87	79	89	70	.63	.14	13	
		06	18	6.0	29.516	81	27.6	83	27.7	72	87	72	90	71	7.58	2.08	21
		07	18	4.0	29.549	85	28.2	81	28.6	80	86	75	90	71	7.70	1.69	23
		08	18	3.0	29.515	82	28.5	76	32.9	78	87	74	90	60	10.80	2.31	21
		09	18	2.0	29.497	83	29.3	82	29.8	80	86	75	90	72	5.89	2.15	18
		10	18	5.0	29.466	81	29.3	82	29.9	79	84	72	90	71	4.16	1.25	22
		11	18	4.0	29.515	81	29.6	82	29.6	82	84	73	90	69	9.79	1.75	22
		12	18	3.0	29.492	78	26.7	80	26.7	80	85	72	88	70	7.20	1.25	21
YEAR				3.8	29.515	80	28.0	77	85	74	90	60	63.80	2.31	228		

**1928**

YEAR	MONTH	HOUR	WIND SPEED (M.P.H.)	CLOUD AMT. (HEIGHTS)	PRESSURE REDUCED TO M.S.L. (INS.)	DRY BULB (°F)	WET BULB (°F)	VAR. PRESS. (MB)	MEAN REL. HUM. (%)	MAX. (°F)	MIN. (°F)	EXTREME MAX. (°F)	EXTREME MIN. (°F)	TOTAL	MOST IN A DAY	NO. OF DAYS WITH	
1928	RICHMOND HILL	01	09	3.0	29.453	77	25.0	79	79	84	73	88	70	4.12	.85	25	
		02	09	3.0	29.590	79	26.2	79	74	85	76	88	69	2.11	.35	18	
		03	09	3.0	29.533	79	24.9	74	73	83	74	90	72	1.65	.85	10	
		04	09	3.0	29.513	80	25.5	73	28.6	72	87	79	89	70	.63	.14	13
		05	09	4.0	29.543	82	28.6	72	27.7	72	87	72	90	71	7.58	2.08	21
		06	09	4.0	29.516	81	27.7	72	28.6	80	86	75	90	71	7.70	1.69	23
		07	09	4.0	29.549	80	28.6	76	32.9	78	87	74	90	60	10.80	2.31	21
		08	09	4.0	29.515	82	29.8	80	29.8	80	86	75	90	72	5.89	2.15	18
		09	09	5.0	29.497	81	29.9	79	29.9	79	84	72	90	71	4.16	1.25	22
		10	09	4.0	29.466	81	29.6	82	29.6	82	84	73	90	69	9.79	1.75	22
		11	09	4.0	29.515	81	26.7	80	26.7	80	85	72	88	70	7.20	1.25	21
		12	09	2.0	29.492	78	28.0	77	28.0	77	85	74	90	60	63.80	2.31	228
YEAR				3.6	29.515	80	25.0	78	85	74	90	60	63.80	2.31	228		

YEAR	MONTH	HOUR	WIND SPEED (M.P.H.)	CLOUD AMT. (HEIGHTS)	PRESSURE REDUCED TO M.S.L. (INS.)	DRY BULB (°F)	WET BULB (°F)	VAR. PRESS. (MB)	MEAN REL. HUM. (%)	MAX. (°F)	MIN. (°F)	EXTREME MAX. (°F)	EXTREME MIN. (°F)	TOTAL	MOST IN A DAY	NO. OF DAYS WITH	
1928	RICHMOND HILL	01	18	2.0	29.453	80	25.0	78	78	85	74	90	60	63.80	2.31	228	
		02	18	2.0	29.590	80	24.2	74	74	85	74	90	60	63.80	2.31	228	
		03	18	2.0	29.533	82	24.8	72	72	85	76	88	69	2.11	.35	18	
		04	18	2.0	29.513	83	25.3	73	73	83	74	90	72	1.65	.85	10	
		05	18	4.0	29.543	87	27.5	76	76	87	79	89	70	.63	.14	13	
		06	18	5.0	29.516	83	27.8	79	79	87	79	89	70	7.58	2.08	21	
		07	18	3.0	29.549	82	28.1	81	28.6	80	86	75	90	71	7.70	1.69	23
		08	18	2.0	29.515	83	29.0	80	29.8	80	86	75	90	72	5.89	2.15	18
		09	18	4.0	29.497	81	29.8	81	29.9	79	84	72	90	71	4.16	1.25	22
		10	18	3.0	29.466	82	27.5	79	29.6	82	84	73	90	69	9.79	1.75	22
		11	18	5.0	29.515	80	27.5	83	26.7	80	85	72	88	70	7.20	1.25	21
		12	18	3.0	29.492	79	26.5	82	26.5	82	85	72	88	70	7.20	1.25	21
YEAR				3.1	26.9	78	26.9	78	85	74	90	60	63.80	2.31	228		



STATION	YEAR	MONTH	HOUR	TEMPERATURE AND HUMIDITY										RAINFALL (INS)			TOTAL SUNSHINE DURATION INS
				MEAN					EXTREME					TOTAL	MOST IN A DAY	% OF DAYS WITH	
				WIND SPEED MPH	CLOUD AMT. (heights)	PRESSURE REDUCED TO M.S.L. (ins)	DRY BULB °F	WET BULB °F	VAP. PRESS. MD	MEAN HUM. %	REL. HUM. %	MAX. °F	MIN. °F				

**RICHMOND HILL**

1929	01	09	2.0	29.505	77	25.0	77	83	72	86	69	4.40	.74	17
	02	09	1.0	29.504	77	25.2	79	84	70	86	69	2.48	.60	16
	03	09	2.0	29.525	77	25.1	76	86	72	88	69	1.01	.25	8
	04	09	2.0	29.541	80	26.0	77	86	73	89	72	1.34	.48	11
	05	09	4.0	29.507	80	26.2	79	85	73	90	71	8.37	.71	23
	06	09	3.0	29.507	80	27.0	79	85	73	88	71	6.94	1.45	26
	07	09	3.0	29.524	79	26.4	74	87	73	89	72	5.89	.57	22
	08	09	4.0	29.510	80	26.8	77	87	73	90	71	8.42	1.50	25
	09	09	5.0	29.474	80	26.0	78	86	73	89	71	14.10	4.20	20
	10	09	3.0	29.503	81	27.0	77	87	74	90	72	9.49	1.76	18
	11	09	3.0	29.485	80	27.4	77	87	74	89	72	9.57	1.16	21
	12	09	2.0	29.519	80	26.7	77	86	73	89	71	3.75	.65	18
YEAR			2.8	29.509	79	26.2	77	86	73	90	69	75.76	4.20	225

**1930**

1930	01	09	3.0	29.485	77	25.7	75	85	72	89	71	4.98	.50	20
	02	09	2.0	29.525	79	25.6	77	86	72	89	70	.93	.21	13
	03	09	2.0	29.530	78	26.3	78	87	74	89	72	2.25	.53	12
	04	09	2.0	29.529	79	26.4	78	87	74	90	72	2.00	.23	14
	05	09	2.0	29.531	79	26.4	76	87	74	90	72	1.74	.34	16
	06	09	6.0	29.493	79	26.3	77	86	72	89	71	11.85	1.08	28
	07	09	4.0	29.496	80	26.0	76	87	73	89	71	6.65	1.01	22
	08	09	4.0	29.525	80	26.4	76	87	73	90	71	1.45	.20	22
	09	09	4.0	29.504	78	25.4	76	86	73	89	70	6.41	1.50	19
	10	09	3.0	29.495	79	25.8	76	86	73	89	72	6.17	1.10	20
	11	09	3.0	29.521	79	26.0	76	88	74	90	70	5.08	1.04	17
	12	09	5.0	29.483	79	25.9	77	86	72	88	71	4.55	.75	18
YEAR			3.3	29.510	79	26.0	77	87	73	90	70	54.06	1.50	221

STATION	YEAR	MONTH	HOUR	MEAN			TEMPERATURE AND HUMIDITY						RAINFALL (INS)			TOTAL SUNSHINE DURATION hrs
				WIND SPEED MPS	CLOUD AMT. TO M.S.L. (HEIGHT)	PRESSURE REDUCED INS.	MEAN			EXTREME			TOTAL	MOST IN A DAY	NO. OF DAYS WITH	
							DRY BULB	WET BULB	VAR. PRESS.	REL. HUM.	MAX.	MIN.				

**RICHMOND HILL**  
1930

01	18	79	4.0	29.513	26.0	76	85	74	90	71	2.43	.39	16
02	18	80	3.0	29.522	27.0	78	87	73	90	71	3.24	1.07	19
03	18	80	3.0	29.532	27.0	78	87	74	91	72	.74	.09	14
04	18	81	2.0	29.524	25.5	75	87	73	92	71	2.49	.59	16
05	18	81	3.0	29.528	26.4	76	87	73	91	71	2.81	.87	16
06	18	79	6.0	29.494	25.0	74	85	72	89	70	12.86	1.32	28
07	18	79	6.0	29.503	25.4	75	85	73	89	72	18.11	1.46	31
08	18	81	3.0	29.504	27.3	76	87	74	90	73	2.28	1.09	26
09	18	80	3.0	29.523	26.8	75	87	74	90	72	12.97	2.07	22
10	18	78	6.0	29.500	25.8	76	85	73	88	71	16.14	1.87	27
11	18	79	4.0	29.532	26.9	76	88	74	90	70	16.27	1.32	28
12	18	80	2.0	29.530	26.0	75	88	73	90	72	6.57	1.36	22
YEAR		81	3.8	29.517	26.1	75	87	73	92	70	96.91	2.07	265

1931

01	18	81	2.0	29.513	27.7	75	85	74	90	71	2.43	.39	16
02	18	81	6.0	29.522	26.9	74	87	73	90	71	3.24	1.07	19
03	18	81	2.0	29.532	27.3	75	87	74	91	72	.74	.09	14
04	18	81	4.0	29.524	26.8	74	87	73	92	71	2.49	.59	16
05	18	81	3.0	29.528	26.7	74	87	73	91	71	2.81	.87	16
06	18	80	6.0	29.494	25.0	74	85	72	89	70	12.86	1.32	28
07	18	80	6.0	29.503	25.4	75	85	73	89	72	18.11	1.46	31
08	18	81	3.0	29.504	27.3	76	87	74	90	73	2.28	1.09	26
09	18	80	3.0	29.523	26.8	75	87	74	90	72	12.97	2.07	22
10	18	78	6.0	29.500	25.8	76	85	73	88	71	16.14	1.87	27
11	18	79	4.0	29.532	26.9	76	88	74	90	70	16.27	1.32	28
12	18	80	2.0	29.530	26.0	75	88	73	90	72	6.57	1.36	22
YEAR		79	3.7	29.517	26.1	75	87	73	92	70	96.91	2.07	265

01	18	81	2.0	29.513	27.7	75	85	74	90	71	2.43	.39	16
02	18	81	6.0	29.522	26.9	74	87	73	90	71	3.24	1.07	19
03	18	81	2.0	29.532	27.3	75	87	74	91	72	.74	.09	14
04	18	81	4.0	29.524	26.8	74	87	73	92	71	2.49	.59	16
05	18	81	3.0	29.528	26.7	74	87	73	91	71	2.81	.87	16
06	18	80	6.0	29.494	25.0	74	85	72	89	70	12.86	1.32	28
07	18	80	6.0	29.503	25.4	75	85	73	89	72	18.11	1.46	31
08	18	81	3.0	29.504	27.3	76	87	74	90	73	2.28	1.09	26
09	18	80	3.0	29.523	26.8	75	87	74	90	72	12.97	2.07	22
10	18	78	6.0	29.500	25.8	76	85	73	88	71	16.14	1.87	27
11	18	79	4.0	29.532	26.9	76	88	74	90	70	16.27	1.32	28
12	18	80	2.0	29.530	26.0	75	88	73	90	72	6.57	1.36	22
YEAR		81	4.4	29.517	27.0	75	87	73	92	70	96.91	2.07	265

STATION	YEAR	MONTH	HOUR	MEAN				TEMPERATURE AND HUMIDITY						RAINFALL (IN.)		TOTAL SUNSHINE DURATION Hrs
				WIND SPEED Mts.	CLOUD AMT. (Eights)	PRESSURE REDUCED TO M.S.L. ins.	DRY BULB °F	WET BULB °F	VAR. PRESS. mb	MEAN		EXTREME		TOTAL	NO. OF DAYS WITH	
										REL. HUM. %	REL. HUM. %	MAX. °F	MIN. °F			
RICHMOND HILL	1932	01	09	5.0	29.525	79	25.0	77	87	73	90	71	10.39	1.32	25	
		02	09	3.0	29.522	79	26.0	78	86	73	88	72	1.74	.29	23	
		03	09	3.0	29.550	78	26.7	76	88	75	89	71	.74	.08	19	
		04	09	4.0	29.540	80	25.4	75	86	74	82	72	2.22	.28	18	
		05	09	3.0	29.479	80	24.6	76	85	73	87	70	9.72	.83	27	
		06	09	5.0	29.530	81	24.1	75	84	72	89	71	17.57	1.36	30	
		07	09	3.0	29.499	79	25.0	76	85	74	90	72	7.05	.79	26	
		08	09	2.0	29.462	80	24.0	76	86	74	90	73	11.73	.96	29	
		09	09	4.0	29.510	82	26.5	74	86	74	89	71	8.88	.79	27	
		10	09	3.0	29.527	81	27.0	74	85	73	91	72	11.74	1.27	27	
		11	09	5.0	29.536	79	25.0	77	84	74	90	71	7.98	1.17	22	
		12	09	4.0	29.521	79	26.3	76	85	73	89	72	13.86	1.19	28	
				3.6	29.517	80	25.5	76	86	74	91	70	103.62	1.36	301	
				6.0		81	25.0	77								
				5.0		81	26.0	75								
				6.0		80	27.7	79								
				4.0		82	25.0	74								
				3.0		82	26.0	78								
				6.0		83	27.2	77								
				4.0		81	26.0	78								
				5.0		83	27.4	79								
				5.0		84	26.0	75								
				4.0		83	28.0	76								
				6.0		81	26.0	78								
				5.0		80	26.7	78								
				4.9		82	26.4	77								
				3.0	29.550	80	26.9	76	87	74	89	72	12.32	1.11	19	
				3.0	29.555	80	26.5	76	87	75	89	71	2.70	.60	16	
				4.0	29.540	79	25.1	75	86	73	88	72	7.26	.96	20	
				5.0	29.520	78	24.6	74	84	72	87	71	3.22	.80	16	
				4.0	29.488	79	24.1	74	85	72	86	70	6.35	.93	18	
				2.0	29.510	80	25.0	77	86	73	89	72	14.43	1.97	19	
				5.0	29.500	79	24.6	76	87	71	87	71	7.64	1.07	20	
				3.0	29.536	80	26.5	75	86	72	88	72	9.10	1.40	23	
				4.0	29.512	80	27.0	74	85	74	90	70	6.76	1.00	20	
				5.0	29.520	79	26.0	78	84	73	89	70	10.78	2.09	21	
				4.0	29.532	79	26.5	77	86	72	89	71	6.11	.97	22	
				6.0	29.540	80	25.4	76	87	74	88	72	9.05	1.87	23	
				4.0	29.525	79	25.7	76	86	73	90	70	95.72	2.09	237	
				4.9		82	26.4	77								
				3.0	29.550	80	26.9	76	87	74	89	72	12.32	1.11	19	
				3.0	29.555	80	26.5	76	87	75	89	71	2.70	.60	16	
				4.0	29.540	79	25.1	75	86	73	88	72	7.26	.96	20	
				5.0	29.520	78	24.6	74	84	72	87	71	3.22	.80	16	
				4.0	29.488	79	24.1	74	85	72	86	70	6.35	.93	18	
				2.0	29.510	80	25.0	77	86	73	89	72	14.43	1.97	19	
				5.0	29.500	79	24.6	76	87	71	87	71	7.64	1.07	20	
				3.0	29.536	80	26.5	75	86	72	88	72	9.10	1.40	23	
				4.0	29.512	80	27.0	74	85	74	90	70	6.76	1.00	20	
				5.0	29.520	79	26.0	78	84	73	89	70	10.78	2.09	21	
				4.0	29.532	79	26.5	77	86	72	89	71	6.11	.97	22	
				6.0	29.540	80	25.4	76	87	74	88	72	9.05	1.87	23	
				4.0	29.525	79	25.7	76	86	73	90	70	95.72	2.09	237	



STATION	YEAR	MONTH	HOUR	WIND			CLOUD		PRESSURE		TEMPERATURE AND HUMIDITY							RAIN FALL (INS)		TOTAL SUNSHINE DURATION hrs
				WIND SPEED	DIR.	DIR.	AMT. (heights)	REDUCED TO M.S.L. ins	DRY BULB	WET BULB	VAR. PRESS.	MEAN REL. HUM.	MAX. °F	MIN. °F	EXTREME MAX. °F	EXTREME MIN. °F	TOTAL	IN A DAY	NO. OF DAYS WITH	

**RICHMOND HILL**

1935	
01	09
02	09
03	09
04	09
05	09
06	09
07	09
08	09
09	09
10	09
11	09
12	09
YEAR	

01	18
02	18
03	18
04	18
05	18
06	18
07	18
08	18
09	18
10	18
11	18
12	18
YEAR	

**1936**

01	09
02	09
03	09
04	09
05	09
06	09
07	09
08	09
09	09
10	09
11	09
12	09
YEAR	

STATION	YEAR	MONTH	HOUR	MEAN				TEMPERATURE AND RELATIVITY							RAINFALL (INS)		TOTAL SUNSHINE DURATION DAYS		
				WIND SPEED M.P.H.	CLOUD AMT. (EIGHTS)	PRESSURE REDUCED TO M.S.L. INS.	DRY BULB TEMP. °F.	WET BULB TEMP. °F.	VAR. PRESS. mb.	MEAN		MAX. °F.	MIN. °F.	EXTREME MAX. °F.	EXTREME MIN. °F.	TOTAL		MOST IN A DAY	NO. OF DAYS WITH
										REL. HUM. %	REL. HUM. %								

1936

RICHMOND  
HILL

01	18	5.0	81	26.4	76	76	81	81	88	73	88	72	5.57	.60	18
02	18	4.0	81	25.0	75	75	81	81	87	73	89	71	1.83	.37	17
03	18	2.0	80	24.0	75	75	80	80	86	73	90	71	1.35	.26	16
04	18	4.0	82	27.6	76	76	82	82	86	73	89	71	4.69	.99	19
05	18	5.0	79	25.7	76	76	79	79	87	73	89	71	3.05	.89	15
06	18	5.0	80	26.5	77	77	80	80	84	73	87	70	6.00	1.20	22
07	18	6.0	80	26.8	77	77	80	80	85	72	89	71	5.71	.82	20
08	18	5.0	81	26.5	75	75	81	81	86	73	88	70	8.58	1.47	22
09	18	5.0	80	26.0	76	76	80	80	86	73	88	70	6.79	1.34	16
10	18	4.0	81	25.1	77	77	81	81	87	73	89	71	15.22	2.14	25
11	18	5.0	80	26.0	76	76	80	80	86	73	89	70	6.89	1.29	19
12	18	5.0	81	25.0	75	75	81	81	86	73	88	71	10.85	1.66	22
YEAR		4.6	81	25.9	76	76	81	81	85	73	90	70	76.53	2.14	231

1937

01	09	5.0	80	26.4	76	76	80	80	88	73	88	72	5.57	.60	18
02	09	3.0	80	25.6	75	75	80	80	87	73	89	71	1.83	.37	17
03	09	3.0	80	26.0	74	74	80	80	86	73	90	71	1.35	.26	16
04	09	4.0	79	26.2	75	75	79	79	86	73	89	71	4.69	.99	19
05	09	3.0	80	25.6	76	76	80	80	87	73	89	71	3.05	.89	15
06	09	5.0	79	25.6	77	77	79	79	84	73	87	70	6.00	1.20	22
07	09	5.0	79	25.5	74	74	79	79	85	72	89	71	5.71	.82	20
08	09	3.0	80	25.6	75	75	80	80	86	73	88	70	8.58	1.47	22
09	09	3.0	80	26.6	74	74	80	80	86	73	88	70	6.79	1.34	16
10	09	4.0	79	25.7	75	75	79	79	87	73	89	71	15.22	2.14	25
11	09	3.0	80	25.5	74	74	80	80	86	73	89	70	6.89	1.29	19
12	09	5.0	80	25.1	74	74	80	80	86	73	88	71	10.85	1.66	22
YEAR		3.8	80	25.8	75	75	80	80	85	73	90	70	76.53	2.14	231

1938

01	18	4.0	81	27.0	75	75	81	81	87	73	89	71	5.57	.60	18
02	18	4.0	81	25.4	75	75	81	81	86	73	89	71	1.83	.37	17
03	18	6.0	82	27.0	75	75	82	82	86	73	90	71	1.35	.26	16
04	18	5.0	80	26.5	76	76	80	80	86	73	89	71	4.69	.99	19
05	18	4.0	81	26.0	77	77	81	81	87	73	89	71	3.05	.89	15
06	18	6.0	80	26.0	74	74	80	80	84	73	87	70	6.00	1.20	22
07	18	6.0	81	27.2	75	75	81	81	86	73	88	70	8.58	1.47	22
08	18	4.0	81	25.4	75	75	81	81	86	73	88	70	6.79	1.34	16
09	18	6.0	82	27.0	75	75	82	82	87	73	89	71	15.22	2.14	25
10	18	5.0	80	27.0	74	74	80	80	86	73	89	70	6.89	1.29	19
11	18	5.0	81	26.6	76	76	81	81	86	73	88	71	10.85	1.66	22
12	18	6.0	81	26.5	75	75	81	81	86	73	88	71	10.85	1.66	22
YEAR		5.1	81	26.5	75	75	81	81	85	73	90	70	76.53	2.14	231

STATION	YEAR	MONTH	HOUR	MEAN				TEMPERATURE RECORD (WINDMILL)								TOTAL	IN A DAY	MOST WINDY DAYS WITH	SUBSHIRE DURATION
				WIND SPEED M.P.H.	CLOUD AMT. (EIGHTHS)	PRESSURE REDUCED TO M.S.L. in.	MEAN				EXTREME								
							WET BULB °F	VAP. PRESS. in.	REL. HUM. %	MAX. °F	MIN. °F	MAX. °F	MIN. °F						
														DRY BULB °F	WET BULB °F				

**RICHMOND HILL**

YEAR	MONTH	HOUR	WIND SPEED M.P.H.	CLOUD AMT. (EIGHTHS)	PRESSURE REDUCED TO M.S.L. in.	DRY BULB °F	WET BULB °F	VAP. PRESS. in.	REL. HUM. %	MAX. °F	MIN. °F	MAX. °F	MIN. °F	TOTAL	IN A DAY	MOST WINDY DAYS WITH	SUBSHIRE DURATION
1938		01	09	4.0	29.527	80	26.4	75	86	73	88	71	5.84	1.09	17		
		02	09	4.0	29.533	81	26.4	76	87	73	89	71	2.04	.90	15		
		03	09 <sup>th</sup>	5.0	29.526	80	25.6	76	87	73	89	70	4.18	.70	17		
		04	09	6.0	29.581	79	25.6	76	86	72	89	70	7.84	.89	18		
		05	09	6.0	29.507	79	25.8	76	86	73	88	71	12.91	1.06	24		
		06	09	5.0	29.519	79	25.6	75	86	72	88	70	8.83	1.26	17		
		07	09	5.0	29.525	79	25.3	76	86	73	89	70	10.83	1.68	19		
		08	09	5.0	29.525	79	26.0	76	87	73	89	70	13.60	1.39	27		
		09	09	3.0	29.524	80	25.6	76	86	73	89	71	13.57	1.57	24		
		10	09	4.0	29.521	80	25.6	74	86	73	90	70	12.10	2.06	26		
		11	09	6.0	29.519	79	25.0	75	85	72	87	71	14.47	1.46	26		
		12	09	6.0	29.521	79	25.3	76	87	73	89	70	9.17	1.21	20		
YEAR			4.9	29.527	80	25.7	76	86	73	90	70	116.38	2.06	250			

1939		01	18	5.0		81	27.0	76										
		02	18	5.0		82	28.6	77										
		03	18	5.0		81	26.7	75										
		04	18	5.0		80	26.4	76										
		05	18	5.0		81	26.9	77										
		06	18	5.0		80	26.4	76										
		07	18	6.0		80	26.5	76										
		08	18	6.0		81	26.4	75										
		09	18	6.0		81	25.5	75										
		10	18	6.0		81	27.0	75										
		11	18	6.0		80	25.6	75										
		12	18	6.0		80	26.4	76										
YEAR			5.5		81	26.7	76											

**1939**

1939		01	09	3.0	29.550	80	26.5	74	88	74	91	72	5.95	.85	23		
		02	09	3.0	29.550	80	27.0	73	87	74	90	72	3.49	.74	14		
		03	09	6.0	29.540	79	25.5	73	86	72	88	71	6.28	.72	15		
		04	09	4.0	29.540	79	26.5	74	86	72	89	71	6.59	.84	14		
		05	09	5.0	29.530	79	26.0	73	87	73	89	71	11.72	1.39	23		
		06	09	6.0	29.550	79	26.4	74	87	74	89	72	11.13	1.00	22		
		07	09	2.0	29.430	80	28.8	76	90	75	92	72	5.76				
		08	09	3.0	29.440	80	30.6	78	88	73	95	68	3.53	1.99	14		
		09	09	5.0	29.370	80	31.2	75	87	74	93	71	8.93	2.23	20		
		10	09	3.0	29.380	80	30.8	78	85	75	88	72	5.49	.75	24		
		11	09	3.0	29.440	78	29.6	77	84	74	87	70	4.87	.95	23		
		12	09	3.0	29.440	78	29.6	77	84	74	87	70	4.87	.95	23		
YEAR			5.5		81	26.7	76										

76.40

STATION	YEAR	MONTH	HOUR	TEMPERATURE AND WIND										TOTAL	HRS. IN A DAY	DAYS WITH	DURATION HRS
				WIND SPEED KTS.	CLOUD AMT. (eighths)	PRESSURE REDUCED TO M.S.L. ins.	DRY BULB °F	WET BULB °F	VAR. PRESS. mb	WIND DIR.	REL. HUM. %	MAX. °F	MIN. °F				

**RICHMOND HILL**

1939	01	18			3.0	29.470	82	27.4	75			85	73	89	70	2.55	.64	16
	02	18		4.0	29.460	76	81	27.6	75			85	73	88	71	1.76	.33	15
	03	18		5.0	29.450	77	80	26.4	74			85	73	89	70	3.67	1.12	21
	04	18		5.0	29.480	79	79	25.7	75			88	78	97	72	.46	.31	9
	05	18		6.0	29.500	81	81	26.4	74			89	80	100	76	1.04	.20	12
	06	18		5.0	29.490	79	81	26.7	75			87	80	91	76	5.60	1.46	24
	07	18		3.0	29.480	78	83	29.3	77			82	75	95	65	9.20	1.22	28
	08	18		3.0	29.450	79	84	29.3	77			85	76	95	74	6.32	1.15	21
	09	18		4.0	29.430	79	82	29.7	76			86	77	92	73	3.74	.91	14
	10	18		4.0	29.420	80	82	29.3	76			85	76	91	72	7.66	2.30	25
	11	18		2.0	29.520	76	80	28.4	75			86	75	92	71	7.17	1.14	22
	12	18			29.465	78	80	29.1	76			86	74	91	72	5.91	1.04	21
	YEAR			3.9	29.465	78	82	29.1	76			86	74	91	72	55.08	2.30	228

**1940**

1940	01	18		2.0	29.470	77	80	26.9	74			85	73	89	70	2.55	.64	16
	02	18		2.0	29.460	76	80	26.2	73			85	73	88	71	1.76	.33	15
	03	18		3.0	29.450	77	78	28.2	75			85	73	89	70	3.67	1.12	21
	04	18		3.0	29.480	79	83	30.5	79			88	78	97	72	.46	.31	9
	05	18		3.0	29.500	81	84	30.4	78			89	80	100	76	1.04	.20	12
	06	18		6.0	29.490	81	80	29.9	77			87	80	91	76	5.60	1.46	24
	07	18		5.0	29.480	78	82	31.0	77			82	75	95	65	9.20	1.22	28
	08	18		5.0	29.450	79	84	29.2	76			85	76	95	74	6.32	1.15	21
	09	18		4.0	29.430	79	82	29.7	76			86	77	92	73	3.74	.91	14
	10	18		4.0	29.420	80	84	30.4	78			85	76	91	72	7.66	2.30	25
	11	18		4.0	29.420	79	80	29.9	77			86	75	92	71	7.17	1.14	22
	12	18		3.0	29.520	76	80	27.6	74			86	74	91	72	5.91	1.04	21
	YEAR			3.9	29.465	78	82	29.1	76			86	74	91	72	55.08	2.30	228

**1941**

1941	01	18		2.0	29.470	77	80	26.9	74			85	73	89	70	2.55	.64	16
	02	18		2.0	29.460	76	80	26.2	73			85	73	88	71	1.76	.33	15
	03	18		3.0	29.450	77	78	28.2	75			85	73	89	70	3.67	1.12	21
	04	18		3.0	29.480	79	83	30.5	79			88	78	97	72	.46	.31	9
	05	18		3.0	29.500	81	84	30.4	78			89	80	100	76	1.04	.20	12
	06	18		6.0	29.490	81	80	29.9	77			87	80	91	76	5.60	1.46	24
	07	18		5.0	29.480	78	82	31.0	77			82	75	95	65	9.20	1.22	28
	08	18		5.0	29.450	79	84	29.2	76			85	76	95	74	6.32	1.15	21
	09	18		4.0	29.430	79	82	29.7	76			86	77	92	73	3.74	.91	14
	10	18		4.0	29.420	80	84	30.4	78			85	76	91	72	7.66	2.30	25
	11	18		4.0	29.420	79	80	29.9	77			86	75	92	71	7.17	1.14	22
	12	18		3.0	29.520	76	80	27.6	74			86	74	91	72	5.91	1.04	21
	YEAR			3.9	29.465	78	82	29.1	76			86	74	91	72	55.08	2.30	228

**1942**

1942	01	18		2.0	29.470	77	80	26.9	74			85	73	89	70	2.55	.64	16
	02	18		2.0	29.460	76	80	26.2	73			85	73	88	71	1.76	.33	15
	03	18		3.0	29.450	77	78	28.2	75			85	73	89	70	3.67	1.12	21
	04	18		3.0	29.480	79	83	30.5	79			88	78	97	72	.46	.31	9
	05	18		3.0	29.500	81	84	30.4	78			89	80	100	76	1.04	.20	12
	06	18		6.0	29.490	81	80	29.9	77			87	80	91	76	5.60	1.46	24
	07	18		5.0	29.480	78	82	31.0	77			82	75	95	65	9.20	1.22	28
	08	18		5.0	29.450	79	84	29.2	76			85	76	95	74	6.32	1.15	21
	09	18		4.0	29.430	79	82	29.7	76			86	77	92	73	3.74	.91	14
	10	18		4.0	29.420	80	84	30.4	78			85	76	91	72	7.66	2.30	25
	11	18		4.0	29.420	79	80	29.9	77			86	75	92	71	7.17	1.14	22
	12	18		3.0	29.520	76	80	27.6	74			86	74	91	72	5.91	1.04	21
	YEAR			3.9	29.465	78	82	29.1	76			86	74	91	72	55.08	2.30	228



STATION	YEAR	MONTH	HOUR	MEAN				EXTREMES				TOTAL	MOST IN A DAY	NO. OF DAYS WITH	DURATION hrs.	
				WIND SPEED M/S	CLOUD AMT. (eighths)	PRESSURE REDUCED TO M.S.L. ins.	MEAN		MAX. OF	MIN. OF	MAX. OF					MIN. OF
							DRY BULB OF	WET BULB OF								
RICHMOND HILL	1941	01	09	3.0	29.500	75	27.5	74	86	74	91	72	1.08	.27	8	
		02	09	4.0	29.480	77	27.0	75	85	73	90	71	1.27	.51	7	
		03	09	5.0	29.490	78	27.8	76	88	74	92	71	2.82	.47	11	
		04	09	5.0	29.430	79	28.0	76	85	76	91	73	1.30	.33	9	
		05	09	5.0	29.450	80	30.3	83	85	76	90	74	1.40	.55	10	
		06	09	5.0	29.500	80	32.6	82	85	76	89	73	10.84	2.28	26	
		07	09	6.0	29.520	80	30.7	82	83	75	88	72	13.52	1.70	27	
		08	09	4.0	29.480	80	32.9	83	87	77	91	73	5.30	1.02	24	
		09	09	5.0	29.440	81	30.4	80	88	76	92	73	7.05	1.88	22	
		10	09	5.0	29.450	80	29.6	82	87	75	90	71	9.68	2.13	21	
		11	09	4.0	29.440	79	31.2	80	84	73	90	71	7.01	.75	28	
		12	09	2.0	29.440	79	28.4	76	84	74	87	73	3.92	.56	25	
	YEAR			4.4	29.466	79	29.7	79	86	75	92	71	64.99	2.28	218	
				4.0		80	25.3	73								
				6.0		82	26.3	74								
				6.0		84	27.6	75								
				5.0		81	28.6	76								
				5.0		80	32.3	75								
				5.0		80	32.9	79								
				5.0		83	30.3	78								
				5.0		80	31.6	79								
				5.0		82	31.2	79								
				5.0		80	28.9	78								
				2.0		78	31.8	78								
	YEAR			4.8		77	28.9	75								
							29.6	77								
1942	1942	01	09	1.0	29.480	79	27.4	75	83	74	91	71	2.48	.61	18	
		02	09	2.0	29.430	79	27.7	76	85	73	91	71	2.32	.65	12	
		03	09	2.0	29.450	79	28.8	75	84	74	89	71	1.34	.44	15	
		04	09	2.0	29.450	81	27.9	77	89	75	90	72	.64	.32	9	
		05	09	2.0	29.440	81	29.4	78	90	76	93	73	2.96	.72	17	
		06	09	2.0	29.460	80	29.6	77	88	76	91	72	8.32	1.41	23	
		07	09	2.0	29.460	80	29.8	77	88	75	92	73	8.86	1.52	28	
		08	09	2.0	29.440	81	30.6	78	89	76	92	71	8.58	2.86	23	
		09	09	2.0	29.420	81	31.3	80	87	76	92	72	12.38	2.21	27	
		10	09	2.0	29.410	82	31.5	79	89	76	94	71	10.26	3.67	21	
		11	09	3.0	29.360	81	31.4	78	86	77	91	73	3.54	.79	14	
		12	09	3.0	29.430	78	27.4	75	85	75	90	71	8.73	1.72	27	
	YEAR			2.2	29.436	80	29.2	77	87	75	94	71	70.43	3.67	234	

STATION	YEAR	MONTH	HOUR	WIND		CLOUD		PRESSURE		TEMPERATURE				WET BULB GLOBE TEMPERATURE		PRECIPITATION		DURATION MS
				SPEED MIS	DIR	AMT. (eighths)	REDUCED TO M.S.L. INS	BAROM. MB	WET BULB PRESS. MB	WET BULB PRESS. F	REL. HUM. %	MAX. F	MIN. F	MAX. F	MIN. F	TOTAL DAY	IN A DAY	

**RICHMOND HILL**

YEAR	MONTH	HOUR	WIND SPEED MIS	WIND DIR	CLOUD AMT. (eighths)	PRESSURE REDUCED TO M.S.L. INS	BAROM. MB	WET BULB PRESS. MB	WET BULB PRESS. F	REL. HUM. %	MAX. F	MIN. F	MAX. F	MIN. F	TOTAL DAY	IN A DAY	DAYS WITH PRECIP.	DURATION MS
1942	01	18			1.0	29.460	26.8	27.9	74	74	80	74	87	71	4.83	.93	25	
		02	18		2.0	29.480	25.7	27.9	75	75	85	72	87	70	4.01	1.56	17	
		03	18		2.0	29.460	26.4	27.4	76	76	87	73	90	69	2.30	.52	21	
		04	18		2.0	29.470	27.3	25.8	76	76	86	75	90	70	3.06	.67	20	
		05	18		2.0	29.460	28.8	28.9	76	76	86	75	90	72	5.50	.85	27	
		06	18		2.0	29.470	29.0	27.3	76	76	86	74	91	72	4.16	.59	25	
		07	18		3.0	29.490	28.6	28.6	76	76	88	74	91	72	5.34	.78	29	
		08	18		2.0	29.470	29.5	28.4	77	77	89	75	93	71	8.21	.93	26	
		09	18		2.0	29.440	31.0	30.7	78	78	88	76	93	70	10.37	2.81	27	
		10	18		2.0	29.390	31.4	29.8	77	77	88	75	93	70	13.49	2.80	24	
		11	18		2.0	29.420	29.5	29.8	77	77	87	75	92	73	5.06	1.10	21	
		12	18		2.0	29.410	27.0	27.0	75	75	87	74	90	70	5.71	.73	27	
YEAR					2.0	28.5	28.5	76	76	87	74	93	69	72.04	2.81	289		

**1943**

YEAR	MONTH	HOUR	WIND SPEED MIS	WIND DIR	CLOUD AMT. (eighths)	PRESSURE REDUCED TO M.S.L. INS	BAROM. MB	WET BULB PRESS. MB	WET BULB PRESS. F	REL. HUM. %	MAX. F	MIN. F	MAX. F	MIN. F	TOTAL DAY	IN A DAY	DAYS WITH PRECIP.	DURATION MS
1943	01	09			3.0	29.460	26.8	26.8	74	74	80	74	87	71	4.83	.93	25	
		02	09		2.0	29.480	25.7	25.7	74	74	85	72	87	70	4.01	1.56	17	
		03	09		2.0	29.460	26.4	26.4	74	74	87	73	90	69	2.30	.52	21	
		04	09		2.0	29.470	27.3	27.3	76	76	86	75	90	70	3.06	.67	20	
		05	09		4.0	29.460	28.8	28.8	76	76	86	75	90	72	5.50	.85	27	
		06	09		4.0	29.470	29.0	29.0	76	76	88	74	91	72	4.16	.59	25	
		07	09		4.0	29.490	28.6	28.6	77	77	88	75	91	72	5.34	.78	29	
		08	09		3.0	29.470	29.5	30.5	78	78	89	75	93	71	8.21	.93	26	
		09	09		2.0	29.440	31.0	31.0	78	78	88	76	93	70	10.37	2.81	27	
		10	09		3.0	29.390	31.4	31.4	79	79	88	75	93	70	13.49	2.80	24	
		11	09		4.0	29.420	29.5	29.5	77	77	87	75	92	73	5.06	1.10	21	
		12	09		4.0	29.410	27.0	27.0	75	75	87	74	90	70	5.71	.73	27	
YEAR					3.1	29.452	28.5	28.5	76	76	87	74	93	69	72.04	2.81	289	

**1944**

YEAR	MONTH	HOUR	WIND SPEED MIS	WIND DIR	CLOUD AMT. (eighths)	PRESSURE REDUCED TO M.S.L. INS	BAROM. MB	WET BULB PRESS. MB	WET BULB PRESS. F	REL. HUM. %	MAX. F	MIN. F	MAX. F	MIN. F	TOTAL DAY	IN A DAY	DAYS WITH PRECIP.	DURATION MS
1944	01	18			2.0	29.460	26.3	26.3	73	73	80	73	87	71	4.83	.93	25	
		02	18		2.0	29.480	25.7	24.6	72	72	85	72	87	70	4.01	1.56	17	
		03	18		2.0	29.460	26.4	24.7	73	73	87	73	90	69	2.30	.52	21	
		04	18		1.0	29.470	27.3	26.9	75	75	86	75	90	70	3.06	.67	20	
		05	18		3.0	29.460	28.8	27.3	75	75	86	75	90	72	5.50	.85	27	
		06	18		3.0	29.470	29.0	27.5	75	75	86	74	91	72	4.16	.59	25	
		07	18		3.0	29.490	28.6	27.8	76	76	88	74	91	72	5.34	.78	29	
		08	18		2.0	29.470	29.5	29.9	77	77	89	75	93	71	8.21	.93	26	
		09	18		2.0	29.440	31.0	29.5	77	77	88	76	93	70	10.37	2.81	27	
		10	18		1.0	29.390	31.4	30.2	76	76	88	75	93	70	13.49	2.80	24	
		11	18		1.0	29.420	29.5	27.9	75	75	87	75	92	73	5.06	1.10	21	
		12	18		3.0	29.410	27.0	26.0	74	74	87	74	90	70	5.71	.73	27	
YEAR					2.3	27.4	27.4	75	75	87	74	93	69	72.04	2.81	289		

STATION	YEAR	MONTH	HOUR	MOON			TEMP. (FAHRENHEIT)				WIND		WIND SPEED M.P.H.	CLOUD AMT. (eighths)	PRESSURE REDUCED TO M.S.L. INS.	TEMP. (FAHRENHEIT)				TOTAL IN A DAY	MOST IN A DAY	NO. OF DAYS WITH	SUNSHINE DURATION HRS.
				WIND	VAR.	REL. HUM.	MAX.	MIN.	MAX.	MIN.	MAX.	MIN.				WET BULB	DRY BULB	REL. HUM.	MAX.				

RICHMOND HILL		1948										
01	09	6.0	29.460	76	74	85	73	87	70	3.90	.67	12
02	09	5.0	29.490	76	73	85	72	89	70	2.60	.50	4
03	09	5.0	29.480	77	73	86	71	90	69	2.60	1.01	9
04	09	4.0	29.480	80	74	87	75	97	65	.08	.03	3
05	09	4.0	29.440	82	79	86	75	92	72	3.59	1.02	4
06	09	5.0	29.490	80	74	86	74	91	71	8.08	.93	5
07	09	5.0	29.460	79	76	85	74	89	70	17.12	2.36	6
08	09	6.0	29.450	80	78	87	75	90	71	8.54	1.72	9
09	09	5.0	29.430	81	77	87	74	91	71	6.29	1.64	9
10	09	5.0	29.440	80	77	85	75	89	71	11.92	3.89	7
11	09	5.0	29.420	79	77	83	74	87	70	10.31	1.98	12
12	09	6.0	29.450	76	75	83	72	87	70	5.51	.99	12
YEAR		5.1	29.458	79	76	85	74	94	65	80.54	3.89	92

01	18	6.0		73	73	86	71	91	69	.71	.16	14
02	18			76	72	83	74	86	70	2.45	.43	19
03	18				71	86	72	88	70	1.00	.33	11
04	18	3.0		81	73	87	73	91	70	1.26	.25	12
05	18	3.0		83	79	87	75	90	71	2.88	1.04	12
06	18	5.0		81	75	84	74	89	71	9.31	1.63	25
07	18	4.0		82	75	85	74	90	71	6.51	.93	26
08	18	5.0		81	76	87	75	91	72	6.23	1.45	25
09	18	4.0		80	75	86	75	90	73	8.08	2.17	19
10	18	5.0		79	75	85	74	89	71	13.13	3.32	20
11	18	5.0		78	75	85	74	89	71	5.82	1.09	22
12	18	4.0		76	73	83	72	88	70	11.63	2.26	20
YEAR		2.3	29.432	78	75	85	74	91	69	69.01	3.32	225

RICHMOND HILL		1949										
01	09	2.0	29.470	75	71	86	71	91	69	.71	.16	14
02	09	2.0	29.440	76	72	83	74	86	70	2.45	.43	19
03	09	2.0	29.420	77	72	86	72	88	70	1.00	.33	11
04	09	2.0	29.440	79	74	87	73	91	70	1.26	.25	12
05	09	3.0	29.430	80	78	87	75	90	71	2.88	1.04	12
06	09	2.0	29.430	79	75	84	74	89	71	9.31	1.63	25
07	09	2.0	29.420	79	76	85	74	90	71	6.51	.93	26
08	09	2.0	29.500	79	76	87	75	91	72	6.23	1.45	25
09	09	2.0	29.410	80	77	86	75	90	73	8.08	2.17	19
10	09	3.0	29.400	79	76	85	74	89	71	13.13	3.32	20
11	09	2.0	29.410	78	76	85	74	89	71	5.82	1.09	22
12	09	4.0	29.410	75	73	83	72	88	70	11.63	2.26	20
YEAR		2.3	29.432	78	75	85	74	91	69	69.01	3.32	225

STATION	YEAR	MONTH	HOUR	MEAN			TEMPERATURE AND HUMIDITY						RAINFALL (INS)			TOTAL SUNSHINE DURATION hrs	
				WIND SPEED M.P.H.	CLOUD AMT. (eighths)	PRESSURE REDUCED TO M.S.L. INS.	DRY BULB °F	WET BULB °F	VAP. PRESS. °F	MEAN		EXTREME		TOTAL	MOST IN A DAY		NO. OF DAYS WITH
										REL. HUM. %	MAX. °F	MIN. °F	MAX. °F				

RICHMOND  
MILL

1949	01	18		1.0			79				70					
	02	18		2.0			78				72					
	03	18		2.0			79				72					
	04	18		1.0			81				73					
	05	18		1.0			81				77					
	06	18		2.0			80				75					
	07	18		2.0			81				75					
	08	18		2.0			81				76					
	09	18		1.0			82				76					
	10	18		1.0			80				75					
	11	18		1.0			79				74					
	12	18		2.0			77				73					
	YEAR			1.5			80				74					

1950

01	09			2.0	29.430		74			82	72	86	70	2.26	.45	22
02	09			3.0	29.420		75			82	71	85	67	4.54	1.87	20
03	09			2.0	29.450		76			83	72	87	70	3.65	.52	21
04	09			2.0	29.420		78			86	72	92	71	2.46	.59	17
05	09			2.0	29.430		79			85	73	89	71	4.12	.69	20
06	09			2.0	29.420		79			85	74	95	72	9.23	2.32	22
07	09			2.0	29.420		79			82	74	91	72	9.72	3.10	17
08	09			2.0	29.410		80			82	74	91	69	1.74	1.74	22
09	09			2.0	29.420		81			85	74	91	71	7.31	1.52	18
10	09			2.0	29.400		80			85	74	90	71	5.52	2.26	13
11	09			2.0	29.400		80			85	73	89	71	12.75	3.50	16
12	09			2.0	29.410		78			84	72	89	70	8.61	1.37	15
YEAR				2.1	29.419		78			84		95	67	79.24	3.50	223

1951

01	18			2.0			76				71					
02	18			1.0			77				77					
03	18			1.0			77				76					
04	18			1.0			79				79					
05	18			1.0			79				78					
06	18			1.0			79				79					
07	18			1.0			81				80					
08	18			1.0			81				78					
09	18			1.0			81				75					
10	18			1.0			81				73					
11	18			1.0			79				75					
12	18			1.0			79				74					
YEAR				1.1			79				76					

STATION	YEAR	MONTH	HOUR	MEAN				TEMPERATURE AND HUMIDITY								RAINFALL (INS)			TOTAL SUNSHINE DURATION hrs	
				WIND SPEED MPH	CLOUD AMT. TO M.S.L. (10.9 IN)	PRESSURE REDUCED TO M.S.L. INS	DRY BULB OF	WET BULB OF	VAR PRESS.		MEAN REL. HUM.		MAX. OF	MIN. OF	EXTREME MAX. OF	EXTREME MIN. OF	TOTAL	MOST IN A DAY		NO. OF DAYS WITH
									REL. HUM. %	REL. HUM. %	MAX. OF	MIN. OF								

**RICHMOND HILL**

1951	01	09	2.0	29.460	77	72	85	72	91	70	3.22	.54	11
	02	09	2.0	29.430	77	74	84	72	86	70	10.75	2.90	15
	03	09	1.0	29.430	79	75	87	73	91	70	1.17	.98	7
	04	09	2.0	29.460	80	77	88	73	91	69	1.54	.60	7
	05	09	2.0	29.490	80	77	86	74	89	73	4.38	1.45	11
	06	09	3.0	29.450	80	77	85	75	89	71	4.59	.82	14
	07	09	3.0	29.500	80	77	88	75	89	71	7.97	1.08	24
	08	09	5.0	29.460	80	77	86	75	90	73	11.03	1.45	24
	09	09	4.0	29.430	81	77	87	75	91	70	7.34	2.38	23
	10	09	5.0	29.430	80	78	88	75	92	72	3.71	.37	28
	11	09	5.0	29.410	78	76	85	74	90	71	14.37	2.48	26
	12	09	6.0	29.460	77	76	85	72	90	70	9.10	1.20	27
YEAR			3.3	29.451	79	76	86	74	92	69	79.17	2.90	217

1952	01	18	1.0		80	73							
	02	18	1.0		78	74							
	03	18	1.0		80	75							
	04	18	1.0		81	76							
	05	18	2.0		81	76							
	06	18	2.0		79	76							
	07	18	2.0		79	77							
	08	18	4.0		80	76							
	09	18	4.0		80	76							
	10	18	4.0		80	77							
	11	18	5.0		79	75							
	12	18	5.0		77	76							
YEAR			2.7		80	76							

**1952**

1952	01	09	3.0		81	87	74	94	71	1.99	.55	.11	8
	02	09	3.0		82	88	75	90	71	2.28	.50	.18	7
	03	09	6.0		84	90	75	92	73	2.23	1.99	.71	11
	04	09	7.0		81	91	71	91	70	13.32	2.28	1.18	10
	05	09	7.0		80	91	69	91	70	7.37	2.32	.52	13
	06	09	6.0		81	89	67	92	66	6.74	2.80	2.80	24
	07	09	7.0		81	87	74	92	65	6.14	1.10	1.10	26
	08	09	7.0		83	87	75	91	71	10.46	1.85	1.85	23
	09	09	8.0		82	86	75	93	72	8.07	6.74	1.45	20
	10	09	7.0		81	86	75	93	72	8.07	1.43	1.43	24
	11	09	6.0		80	86	73	89	71	4.95	3.74	3.74	18
	12	09	6.0		80	86	73	89	71	4.95	1.00	1.00	17
YEAR													
YEAR											64.60	3.74	201



STATION	YEAR	MONTH	HOUR	MEAN				TEMPERATURE AND HUMIDITY							RAINFALL (ins)			TOTAL SURFACINE DURATION hrs
				WIND SPEED M.P.H.	CLOUD AMT. (eighths)	PRESSURE REDUCED TO M.S.L. ins	MEAN			EXTREME		TOTAL IN A DAY	MOST NO. OF DAYS WITH					
							DRY BULB °F	WET SUBL. °F	VAR. PRESS.	REL. HUM. %	MAX. °F			MIN. °F				

STATION	YEAR	MONTH	HOUR	WIND SPEED M.P.H.	CLOUD AMT. (eighths)	PRESSURE REDUCED TO M.S.L. ins	DRY BULB °F	WET SUBL. °F	VAR. PRESS.	REL. HUM. %	MAX. °F	MIN. °F	EXTREME MAX. °F	EXTREME MIN. °F	TOTAL IN A DAY	MOST NO. OF DAYS WITH	TOTAL SURFACINE DURATION hrs		
RICHMOND HILL	1955		01 08	2.8	29.936		76 73				86 73								
			02 08	3.5	29.923		75 73				87 72			94 68		5.87	1.65	17	
			03 08	2.3	29.916		76 71					89 72							
			04 08	2.9	29.924		79 75					90 74							
			05 08	.	.														
			06 08	4.1	29.914		79 76					74				93 71	11.17	3.72	28
			07 08	3.3	29.882		79 76					87 75							
			08 08	2.7	29.876		80 77					88 76							
			09 08	3.1			80 77					88 73							
			10 08	3.4			81 78					89 75							
			11 08	4.2			79 76					87 74							
			12 08	3.2			78 74					85 73							

STATION	YEAR	MONTH	HOUR	WIND SPEED M.P.H.	CLOUD AMT. (eighths)	PRESSURE REDUCED TO M.S.L. ins	DRY BULB °F	WET SUBL. °F	VAR. PRESS.	REL. HUM. %	MAX. °F	MIN. °F	EXTREME MAX. °F	EXTREME MIN. °F	TOTAL IN A DAY	MOST NO. OF DAYS WITH	TOTAL SURFACINE DURATION hrs	
RICHMOND HILL	1956		01 08	3.9			76 73				85 73							
			02 08	3.6			75 72				84 72							
			03 08	2.9			77 73				85 73							
			04 08	3.7			79 74				87 74							
			05 08	3.8			79 75				86 75							
			06 08	4.5			79 75				86 74							
			07 08	3.9			79 75				86 75							
			08 03	4.4			79 76				87 75							
			09 08	3.8			79 76				87 75							
			10 08	3.7			79 76				86 75							
			11 08	3.6			78 75				86 75							
			12 08	3.7			77 73				83 73							
	YEAR			3.8			78			86 74								

STATION	YEAR	MONTH	HOUR	WIND SPEED M.P.H.	CLOUD AMT. (eighths)	PRESSURE REDUCED TO M.S.L. ins	DRY BULB °F	WET SUBL. °F	VAR. PRESS.	REL. HUM. %	MAX. °F	MIN. °F	EXTREME MAX. °F	EXTREME MIN. °F	TOTAL IN A DAY	MOST NO. OF DAYS WITH	TOTAL SURFACINE DURATION hrs		
RICHMOND HILL	1957		01 08	4.0			75 71				82 71								
			02 08	4.2			75 71				82 72								
			03 08	4.0			76 72				84 72								
			04 08	3.8			78 73				85 72						1.17	0.24	13
			05 08	3.8			79 75				87 74						5.40	1.63	21
			06 08	4.4			79 76				87 75						2.24	0.41	21
			07 08	4.5			79 76				89 71						6.13	1.80	21
			08 08	3.8			80 77				91 71						7.01	1.57	28
			09 08	3.6			81 77				92 72						7.75	1.06	25
			10 08	3.5			81 78				90 77						5.42	1.59	19
			11 08	4.2			79 76				94 73						5.44	1.65	15
			12 06														12.71	3.15	25

STATION	YEAR	MONTH	HOUR	MEAN			TEMPERATURE AND HUMIDITY						RAINFALL (INS)			TOTAL SUNSHINE DURATION hrs
				WIND SPEED M.P.H.	CLOUD AMT. PERCENT	PRESSURE REDUCED TO M.S.L.	MEAN			EXTREME			TOTAL	MCST IN A DAY	NO. OF DAYS WITH	
							DRY BULB °F	WET BULB °F	VAR. PRESS. °F	REL. HUM. %	MAX. °F	MIN. °F				
RICHMOND HILL	1958	01	08	76	72	82	70	88	68	0.26	0.25	2	0.25	0.25	1	
		02	08	79	74	84	73	85	71	0.45	0.45	1	0.45	0.45	1	
		03	08	80	75	85	75	97	68	5.78	1.35	18	5.78	1.35	18	
		04	08	80	76	85	75	85	67	6.56	1.45	19	6.56	1.45	19	
		05	08	80	76	85	75	86	72	11.53	1.25	28	11.53	1.25	28	
		06	08	79	75	87	75	87	72	3.24	0.55	19	3.24	0.55	19	
		07	08	82	76	87	75	87	72	3.22	1.14	15	3.22	1.14	15	
		08	08	80	76	85	75	85	69	6.65	2.00	20	6.65	2.00	20	
		09	08	79	75	85	75	85	73	5.84	1.28	19	5.84	1.28	19	
		10	08	78	74	84	73	84	73	3.54	1.33	18	3.54	1.33	18	
		11	08	76	72	83	72	85	63	0.88	0.21	12	0.88	0.21	12	
		12	08	75	73	82	71	85	63	2.32	0.54	17	2.32	0.54	17	
		03	08	77	75	83	72	84	63	2.10	0.88	12	2.10	0.88	12	
	1959	01	08	76	72	83	72	85	63	0.88	0.21	12	0.88	0.21	12	
		02	08	75	73	82	71	85	63	2.32	0.54	17	2.32	0.54	17	
		03	08	77	75	83	72	84	63	2.10	0.88	12	2.10	0.88	12	



COUNTRY

SAINT LUCIA

LOCAL STANDARD TIME

GREENWICH MEAN TIME MINUS 4 HOURS

STATION

KING GEORGE V PARK, CASTRIES

LATITUDE

14° 01' NORTH

LONGITUDE

61° 00' WEST

ALTITUDE

10 FEET

PERIOD OF RECORD

1957 - JUNE 1962; 1965



STATION	YEAR	MONTH	HOUR	MEAN				TEMPERATURE AND HUMIDITY						RAINFALL (IN)			TOTAL SUNSHINE DURATION HRS.	
				WIND SPEED MPH	CLOUD AMT. (EIGHTS)	PRESSURE REDUCED TO M.S.L.	DRY BULB °F	WET BULB °F	VAP. PRESS. IN. Hg	MEAN		REL. HUM. %	MAX. °F	MIN. °F	TOTAL	MOST IN A DAY		NO. OF DAYS WITH
										REL. HUM. %	REL. HUM. %							

GEORGE V PARK 1958

01	07	3.8			70	69			95	84	68	85	65	3.94	1.15	13
02	07	4.5			71	69			89	84	68	85	66	.69	.26	6
03	07	3.8			75	71			85	86	71	88	68	.65	.32	6
04	07	4.5			76	73			85	88	72	91	71	1.27	.63	11
05	07	5.4			75	73			90	86	73	88	72	10.10	1.32	16
06	07	5.6			76	74	27.4		90	86	73	88	72	15.58	2.10	25
07	07	5.9			75	74			92	86	73	88	71	13.50	1.54	31
08	07	5.2			75	73			92	87	73	89	72	11.99	2.83	23
09	07	4.5			75	73	27.8		93	87	72	70	70	14.97	4.43	25
10	07	5.5			75	73	26.8		90	87	71	68	68	8.78	1.73	21
11	07	5.3			73	72	26.1		95	71	71	70	70	6.19	1.20	26
12	07	5.7			73	71	25.1		91	71	71	68	68	7.05	.82	26
YEAR		5.0			74	72			91	71	71	65	65	96.71	4.43	229

01	12				62	73			66							
02	12				82	72			61							
03	12				84	74			59							
04	12				85	75			61							
05	12				84	75			64							
06	12				84	75	26.0		66							
07	12				85	75			64							
08	12				85	76			63							
09	12				84	76	26.6		68							
10	12				84	76	26.7		67							
11	12				84	75	25.9		65							
12	12				82	74	24.7		65							
YEAR					84	75			64							

01	17	3.5			79	72			74							
02	17	3.2			79	71			68							
03	17	2.9			80	72			67							
04	17	3.9			81	73			68							
05	17	5.3			79	74			75							
06	17	4.9			80	74	26.2		76							
07	17	5.3			80	74			73							
08	17	5.1			80	74			73							
09	17	4.0			61	75	27.3		74							
10	17	4.5			60	75	26.8		78							
11	17	5.1			79	73	25.6		77							
12	17	5.2			78	72	24.1		73							
YEAR		4.4			80	73			73							

STATION	YEAR	MONTH	HOUR	MEAN				TEMPERATURE AND HUMIDITY						WIND			SUNSHINE	
				WIND SPEED MPH	CLOUD AMT. (tenths)	PRESSURE REDUCED TO W.S.L.	MEAN			MAX. °F	MIN. °F	EXTREME MAX. °F	TOTAL IN A DAY	MOST IN A DAY	NO. OF DAYS WITH	DURATION hrs		
							DRY BULB °F	WET BULB °F	REL. HUM. %									

GEORGE V  
PARK

1959	01	07	71	70	24.1	92	69	68	5.29	1.16	22
	02	07	71	69	23.7	93	69	66	6.79	1.76	22
	03	07	73	71	25.5	91	71	69	4.84	1.62	21
	04	07	73	72	25.8	91	71	69	4.28	1.78	15
	05	07	73	72	25.8	92	71	69	9.85	1.56	28
	06	07	76	73	26.8	89	73	72	4.13	1.55	22
	07	07	74	72	27.1	92	72	70	7.10	1.05	24
	08	07	74	73	26.5	91	72	70	4.03	1.37	20
	09	07	75	73	26.7	92	73	72	6.17	1.65	24
	10	07	73	72	26.1	93	72	68	13.74	2.44	27
	11	07	73	72	26.1	93	72	68	7.05	2.63	21
	12	07	72	71	25.4	95	70	68	6.18	1.75	24
YEAR			73	72	25.8	92	71	66	80.05	2.65	270

1956	01	12	81	73	23.8	86					
	02	12	80	72	23.2	87					
	03	12	81	73	24.7	88					
	04	12	83	74	25.3	86					
	05	12	83	74	24.9	87					
	06	12	84	75	25.9	86					
	07	12	84	75	25.8	85					
	08	12	85	75	26.1	84					
	09	12	85	76	26.9	86					
	10	12	83	76	27.0	70					
	11	12	84	75	26.1	85					
	12	12	83	74	25.4	87					
YEAR			83	74	25.4	86					

1974	01	17	70	71	23.5	72					
	02	17	77	71	23.3	75					
	03	17	78	72	24.1	74					
	04	17	79	73	24.7	73					
	05	17	78	73	24.2	75					
	06	17	79	74	25.8	75					
	07	17	80	74	25.8	78					
	08	17	81	74	25.6	71					
	09	17	82	75	26.7	73					
	10	17	79	74	26.3	77					
	11	17	79	73	25.6	75					
	12	17	78	73	25.2	76					
YEAR			79	75	25.1	74					

STATION	YEAR	MONTH	HOUR	MEAN				TEMPERATURE AND HUMIDITY						RAINFALL (INS)		TOTAL SUNSHINE DURATION hrs
				WIND SPEED MIS	CLOUD AMT. (tenths)	PRESSURE REDUCED TO M.S.L.	MEAN			EXTREME			TOTAL	MOST IN A DAY	NO. OF DAYS WITH	
							WET BULB TEMP. °F	VAR. PRESS. mb	REL. HUM. %	MAX. °F	MIN. °F	MAX. °F				

GEORGE V  
PARK

1960	01	07	70	69	24.0	97	68	66	5.97	1.41	19		
	02	07	69	68	23.5	97	68	66	2.50	.70	11		
	03	07	71	70	24.5	94	70	68	3.81	.59	17		
	04	08	73	72	25.6	91	86	71	3.51	1.07	16		
	05	08	76	73	26.7	86	87	73	2.70	.42	12		
	06	08	76	73	26.9	88	87	73	8.65	1.27	25		
	07	08	77	74	27.5	88	86	74	2.07	7.58	29		
	08	08	77	75	28.7	91	87	75	7.75	1.61	22		
	09	08	78	75	28.4	88	88	74	6.38	1.22	18		
	10	08	82	75	27.2	73	85	75	10.37	1.07	24		
	11	08	80	75	27.5	80	87	74	4.51	1.83	16		
	12	08	74	72	25.9	91	85	71	5.93	.84	22		
YEAR									72	65	82.75	7.58	231

	01	12	81	73	24.4	69	61	73	24.4	69
	02	12	82	74	24.5	65	82	74	24.5	65
	03	12	83	74	24.6	65	83	74	24.6	65
	04	12	84	75	25.2	64	84	75	25.2	64
	05	14	85	75	25.5	62	85	75	25.5	62
	06	14	84	75	26.0	67	84	75	26.0	67
	07	14	85	76	27.0	66	85	76	27.0	66
	08	14	86	77	27.4	65	86	77	27.4	65
	09	14	85	77	27.4	66	85	77	27.4	66
	10	14	85	76	26.2	65	85	76	26.2	65
	11	14	85	77	27.2	66	85	77	27.2	66
	12	14	84	75	26.1	66	84	75	26.1	66

	01	17	77	72	24.1	76	77	72	24.1	76
	02	17	78	72	24.1	74	78	72	24.1	74
	03	17	78	72	23.9	72	78	72	23.9	72
	04	17	80	73	24.2	70	80	73	24.2	70
	05	17	80	73	25.2	73	80	73	25.2	73
	06	17	78	73	26.0	80	78	73	26.0	80
	07	17	78	74	27.4	83	78	74	27.4	83
	08	17	79	75	27.6	81	79	75	27.6	81
	09	17	80	75	27.5	80	80	75	27.5	80
	10	17	82	75	26.3	70	82	75	26.3	70
	11	17	80	75	27.5	79	80	75	27.5	79
	12	17	77	73	26.2	83	77	73	26.2	83
YEAR			79	74	25.9	77	79	74	25.9	77

STATION	YEAR	MONTH	HOUR	MEAN			TEMPERATURE AND HUMIDITY							RAIN FALL (INCH)			TOTAL SUNSHINE DURATION hrs
				WIND SPEED MPH	CLOUD AMT. (10/10)	PRESSURE REDUCED TO M.S.L.	MEAN	EXTREME		REL. HUM.		TOTAL	IN A DAY	NO. OF DAYS WITH			
								MAX. °F	MIN. °F	MAX. %	MIN. %				MAX. °F	MIN. °F	
GEORGE V PARK	1961	01	08	74	72	25.5	88	84	71	85	69	5.71	1.17	26			
		02	08	73	71	24.6	89	83	70	85	68	4.78	.87	24			
		03	08	75	71	24.9	85	85	71	88	67	1.70	.29	10			
		04	08	79	73	25.9	78	87	73	88	72	1.97	.41	15			
		05	08	79	74	26.2	77	86	73	88	71	3.11	.31	20			
		06	08	80	74	25.9	75	86	73	87	72	7.72	1.04	25			
		07	08	79	74	26.1	77	85	73	87	72	11.07	4.19	26			
		08	08	80	74	26.7	77	87	74	88	72	8.00	2.31	25			
		09	08	82	75	26.3	71	88	74	89	73	3.98	1.25	10			
		10	08	81	75	26.7	75	86	73	86	72	9.92	1.83	23			
		11	08	79	74	26.4	78	85	72	85	72	8.36	2.38	19			
		12	08	77	72	24.2	76	84	69	86	67	6.11	.60	25			
				78	73	25.8	79	86	72	67	72.43	4.19	248				
				82	74	25.7	69										
				81	73	23.7	66										
				83	74	25.0	65										
				85	75	26.4	64										
				85	76	26.6	65										
				85	75	26.1	64										
				84	75	26.2	66										
				85	76	26.2	64										
				86	77	26.8	63										
				84	75	25.9	66										
				83	75	26.6	66										
				82	73	24.2	65										
				84	75	25.8	65										
				76	72	25.4	82										
				77	71	23.5	74										
				77	72	24.6	77										
				79	74	25.4	76										
				79	74	26.9	80										
				79	74	26.4	79										
				79	74	26.7	80										
				79	74	27.1	80										
				82	75	26.5	71										
				82	74	25.8	70										
				81	74	25.6	72										
				80	73	24.1	68										
				79	73	25.7	76										

STATION	YEAR	MONTH	HOUR	MEAN					TEMPERATURE AND HUMIDITY						RAINFALL (ins)		TOTAL SUNSHINE DURATION hrs
				WIND SPEED MS.	CLOUD AMT. (eighths)	PRESSURE REDUCED TO M.S.L.	DRY BULB °F	WET BULB °F	VAR. PRESS. mb	MEAN HUM. %		EXTREME		TOTAL	MOST IN A DAY	NO. OF DAYS WITH	
										REL. HUM. %	MAX. °F	MIN. °F					

GEORGE V PARK 1962

01	08	76	70	22.8	74	82	68	84	67	7.14	0.78	23
02	08	76	70	21.6	71	82	68	84	68	3.56	0.69	23
03	08	76	71	23.6	78	84	69	86	66	.91	0.24	8
04	08	77	71	23.5	74	85	70	86	67	4.58	1.72	22
05	08	82	74	24.9	68	87	72	87	70	1.99	0.72	14
06	08	81	74	25.8	73	87	73	89	72	6.80	1.29	26

01	14	81	72	23.1	65							
02	14	81	72	22.6	63							
03	14	82	73	23.6	63							
04	14	83	73	23.3	62							
05	14	86	75	24.6	60							
06	14	86	76	26.2	62							

01	17	79	71	22.7	68							
02	17	79	70	21.6	65							
03	17	80	71	22.5	64							
04	17	81	72	23.0	63							
05	17	84	74	24.8	53							
06	17	82	75	25.8	69							

1965

01	08	79	71		66	83	67	85	67	5.61	1.52	22				
02	08	78	69		63	83	67	85	65	2.88	0.53	17				
03	08	80	71		63	84	70	87	68	4.03	1.45	18				
04	08	82	72		63	85	71	87	68	5.80	1.63	19				
05	08	83	73		61	86	73	87	72	2.19	0.74	12				
06	08	83	74		64	85	74	87	73	5.46	2.04	18				
07	08	83	75		68	85	75	87	74	8.74	2.09	24				
08	08	83	75		67	86	75	87	73	9.61	1.88	25				
09	08	84	76		69	87	75	87	72	9.21	1.15	28				
10	08	84	76		70	87	74	87	70	10.87	3.12	23				
11	08	83	75		69	86	74	87	72	4.53	0.96	19				
12	08	81	74		71	85	72	87	69	9.09	2.05	19				
YEAR													65	78.02	3.12	244





COUNTRY

SAINT VINCENT

LOCAL STANDARD TIME

GREENWICH MEAN TIME MINUS 4 HOURS

(i) STATION

CAMDEN PARK

LATITUDE 13° 10' NORTH

LONGITUDE 61° 15' WEST

ALTITUDE 15 FEET

PERIOD OF RECORD 1952 - 1965

(ii) STATION

KINGSTOWN METEOROLOGICAL EXPERIMENT STATION

LATITUDE 13° 09' NORTH

LONGITUDE 61° 14' WEST

ALTITUDE 80 FEET

PERIOD OF RECORD 1939 - 1962

STATION	YEAR	MONTH	HOUR	MEAN										TEMPERATURE AND HUMIDITY				WIND		MOON		SUNSHINE DURATION HRS.
				WIND SPEED KTS.	CLOUD AMT. (heights)	PRESSURE		DRY BULB °F	WET BULB °F	VAR. PRESS.	MEAN		REL. HUM. %	MAX. °F	MIN. °F	EXTREME MAX. °F	EXTREME MIN. °F	TOTAL	MOST IN A DAY	MO. OF DAYS WITH		
						REDUCED TO M.S.L. INS.	BAROM.				REL. HUM. %	MAX. °F									MIN. °F	

STATION	YEAR	MONTH	HOUR	MEAN										TEMPERATURE AND HUMIDITY				WIND		MOON		SUNSHINE DURATION HRS.
				WIND SPEED KTS.	CLOUD AMT. (heights)	PRESSURE		DRY BULB °F	WET BULB °F	VAR. PRESS.	MEAN		REL. HUM. %	MAX. °F	MIN. °F	EXTREME MAX. °F	EXTREME MIN. °F	TOTAL	MOST IN A DAY	MO. OF DAYS WITH		
						REDUCED TO M.S.L. INS.	BAROM.				REL. HUM. %	MAX. °F									MIN. °F	
CAMDEN PARK	1952	01	09	3.0	29.984	81	74	69	85	69	73	86	72	85	69	.56	.12	6				
		02	09	2.8	29.959	81	75	73	86	72	76	85	73	86	72	.96	.42	10				
		03	09	3.0	29.974	81	75	76	85	73	72	86	74	86	74	7.57	1.95	14				
		04	09	2.4	29.981	83	76	72	87	76	74	86	76	86	76	2.40	.68	14				
		05	09	3.4	29.979	82	76	74	86	76	74	86	75	86	75	3.44	.59	18				
		06	09	29.979	82	76	74	86	75	86	75	86	75	86	75	9.72	1.73	20				
		07	09	29.960	84	77	74	87	76	87	76	87	76	87	76	8.37	.88	26				
		08	09	29.956	84	77	73	87	74	87	74	87	74	87	74	9.97	1.70	24				
		09	09	29.937	84	77	72	87	74	87	74	87	74	87	74	6.50	1.50	20				
		10	09	29.891	83	77	76	87	73	87	73	87	73	87	73	9.02	1.34	26				
		11	09	29.906	81	76	78	86	71	86	71	86	71	86	71	9.74	2.21	25				
		12	09	29.956	82	76	74	86	74	86	74	86	74	86	74	3.68	1.29	16				
YEAR																						

STATION	YEAR	MONTH	HOUR	MEAN										TEMPERATURE AND HUMIDITY				WIND		MOON		SUNSHINE DURATION HRS.
				WIND SPEED KTS.	CLOUD AMT. (heights)	PRESSURE		DRY BULB °F	WET BULB °F	VAR. PRESS.	MEAN		REL. HUM. %	MAX. °F	MIN. °F	EXTREME MAX. °F	EXTREME MIN. °F	TOTAL	MOST IN A DAY	MO. OF DAYS WITH		
						REDUCED TO M.S.L. INS.	BAROM.				REL. HUM. %	MAX. °F									MIN. °F	
	1952	01	15	2.6	29.953	81	75	73	85	72	85	72	85	72	77	85	72	77	85	72		
		02	15	2.9	29.953	81	75	73	85	72	85	72	85	72	83	85	71	83	85	71		
		03	15	2.4	29.944	84	75	66	87	75	76	87	75	87	75	1.38	.49	14				
		04	15	3.2	29.957	84	76	70	86	76	84	86	76	86	76	3.30	.91	15				
		05	15	29.929	85	78	72	87	75	87	75	87	75	87	75	8.11	1.43	23				
		06	15	29.910	85	77	72	87	75	87	75	87	75	87	75	6.33	1.39	19				
		07	15	29.927	83	78	80	88	74	88	74	88	74	88	74	13.05	2.02	26				
		08	15	29.915	84	78	77	88	74	88	74	88	74	88	74	7.23	1.15	23				
		09	15	29.909	83	79	81	87	74	87	74	87	74	87	74	14.93	3.45	20				
		10	15	29.921	82	79	86	86	73	86	73	86	73	86	73	9.03	1.49	18				
		11	15	23.946	82	78	80	87	74	87	74	87	74	87	74	13.24	3.14	18				
		12	15	23.946	82	78	80	87	74	87	74	87	74	87	74	6.73	2.78	19				
YEAR																						

STATION	YEAR	MONTH	HOUR	MEAN										TEMPERATURE AND HUMIDITY				WIND		MOON		SUNSHINE DURATION HRS.
				WIND SPEED KTS.	CLOUD AMT. (heights)	PRESSURE		DRY BULB °F	WET BULB °F	VAR. PRESS.	MEAN		REL. HUM. %	MAX. °F	MIN. °F	EXTREME MAX. °F	EXTREME MIN. °F	TOTAL	MOST IN A DAY	MO. OF DAYS WITH		
						REDUCED TO M.S.L. INS.	BAROM.				REL. HUM. %	MAX. °F									MIN. °F	
	1953	01	09	29.972	81	76	77	85	72	77	85	72	85	72	3.15	.57	18					
		02	09	29.971	80	76	83	85	71	83	85	71	85	71	2.44	.35	17					
		03	09	29.969	81	77	84	86	73	84	86	73	86	73	1.38	.49	14					
		04	09	29.946	83	77	76	87	75	76	87	75	87	75	3.30	.91	15					
		05	09	29.942	82	78	84	86	76	84	86	76	86	76	8.11	1.43	23					
		06	09	29.953	82	77	78	86	76	78	86	76	86	76	6.33	1.39	19					
		07	09	29.966	82	77	78	87	75	78	87	75	87	75	13.05	2.02	26					
		08	09	29.958	83	78	79	87	76	79	87	76	87	76	7.23	1.15	23					
		09	09	29.927	83	78	80	88	74	88	74	88	74	88	74	14.93	3.45	20				
		10	09	29.915	84	78	77	88	74	88	74	88	74	88	74	9.03	1.49	18				
		11	09	29.909	83	79	81	87	74	87	74	87	74	87	74	13.24	3.14	18				
		12	09	29.921	82	79	86	86	73	86	73	86	73	86	73	6.73	2.78	19				
YEAR																						

STATION	YEAR	MONTH	HOUR	WIND			WEATHER		TEMPERATURE AND HUMIDITY			RAINFALL			TOTAL SUNSHINE DURATION HRS
				SPEED	DIR.	DIR.	COND.	AMT.	HEIGHT	MEAN	MAX.	MIN.	EXTREME	TOTAL	

STATION	YEAR	MONTH	HOUR	WIND		WEATHER		TEMPERATURE AND HUMIDITY			RAINFALL			TOTAL SUNSHINE DURATION HRS		
				SPEED	DIR.	AMT.	HEIGHT	MEAN	MAX.	MIN.	EXTREME	TOTAL	IN A DAY		NO. OF DAYS WITH	
CAMDEN PARK	1953	09	15			29.914	87	79	69							
		12	15			85	77	67								
CAMDEN PARK	1954	01	09			29.967	80	78	93	84	71			3.61	.63	22
		02	09			29.967	79	77	91	83	72			3.46	.46	20
		03	09			29.938	80	73	71	84	74			3.69	.82	12
		04	09			29.940	80	73	74	84	74			9.00	4.20	16
		05	09			29.949	83	76	74	86	75			4.10	1.66	11
		06	09			29.930	82	81	92	87	76			7.18	2.35	23
		07	09			29.958	82	77	82	87	78			8.28	1.26	22
		08	09			29.950	84	79	80	87	78			6.32	1.35	19
		09	09			29.953	83	78	80	87	78			14.21	2.63	21
		10	09			29.927	82	75	69	86	73			15.42	3.50	17
		11	09			29.919	82	75	71	86	73			15.39	2.30	18
		12	09			29.935	81	74	72	86	71			9.90	4.75	13
	YEAR					29.944	82	76					100.56	4.75	214	

STATION	YEAR	MONTH	HOUR	WIND		WEATHER		TEMPERATURE AND HUMIDITY			RAINFALL			TOTAL SUNSHINE DURATION HRS	
				SPEED	DIR.	AMT.	HEIGHT	MEAN	MAX.	MIN.	EXTREME	TOTAL	IN A DAY		NO. OF DAYS WITH
CAMDEN PARK	1954	02	15			29.954									
		11	15			29.919	82	76	74						

STATION	YEAR	MONTH	HOUR	WIND		WEATHER		TEMPERATURE AND HUMIDITY			RAINFALL			TOTAL SUNSHINE DURATION HRS		
				SPEED	DIR.	AMT.	HEIGHT	MEAN	MAX.	MIN.	EXTREME	TOTAL	IN A DAY		NO. OF DAYS WITH	
CAMDEN PARK	1955	01	09			29.961	82	73	67	85	72			1.32	.62	6
		02	09			29.942	80	72	67	84	72			.80	.30	6
		03	09			29.963	80	71	65	84	71			1.88	.85	10
		04	09			29.953	81	73	66	86	73			1.17	.28	9
		05	09			29.986	82	74	68	86	75			6.00	2.85	14
		06	09			29.981	81	75	76	86	76			14.87	2.94	24
		07	09			29.969	82	76	75	86	76			9.41	1.72	20
		08	09			29.927	83	77	77	87	75			11.91	1.70	19
		09	09			29.920	84	78	74	87	74			9.69	1.61	19
		10	09			29.905	84	79	78	88	74			10.35	1.90	24
		11	09			29.906	83	77	78	88	73			15.52	3.75	21
		12	09			29.953	82	77	80	86	72			4.97	1.13	24
	YEAR					29.947	82	75	73				87.89	3.75	196	

STATION	YEAR	MONTH	HOUR	WIND		WEATHER		TEMPERATURE AND HUMIDITY			RAINFALL			TOTAL SUNSHINE DURATION HRS	
				SPEED	DIR.	AMT.	HEIGHT	MEAN	MAX.	MIN.	EXTREME	TOTAL	IN A DAY		NO. OF DAYS WITH
CAMDEN PARK	1956	03	15			29.936	82	72	60						
		09	15			29.891	83	77	75						

STATION	YEAR	MONTH	HOUR	MEAN				TEMPERATURE AND HUMIDITY						RAINFALL (INS)			TOTAL SUNSHINE DURATION HRS
				WIND SPEED MPS	CLOUD AMT. (eighths)	PRESSURE REDUCED TO M.S.L. INS	DRY BULB TEMP. °C	WET BULB TEMP. °C	VAPOR PRESS. %	MEAN		EXTREME		TOTAL IN A DAY	MOST IN A DAY	NO. OF DAYS WITH	
										REL. HUM. %	MAX. °C	MIN. °C	MAX. °C				

STATION	YEAR	MONTH	HOUR	MEAN				TEMPERATURE AND HUMIDITY						RAINFALL (INS)			TOTAL SUNSHINE DURATION HRS
				WIND SPEED MPS	CLOUD AMT. (eighths)	PRESSURE REDUCED TO M.S.L. INS	DRY BULB TEMP. °C	WET BULB TEMP. °C	VAPOR PRESS. %	REL. HUM. %	MAX. °C	MIN. °C	EXTREME MAX. °C	EXTREME MIN. °C	TOTAL IN A DAY	MOST IN A DAY	
CAMDEN PARK	1956	01	09			29.942	81	74		74	88	71			5.72	1.24	17
		02	09			29.984	79	73		77	83	71			6.29	1.23	19
		03	09			29.980	80	75		77	84	72			4.78	.98	17
		04	09			29.958	82	75		72	85	72			4.35	1.24	15
		05	09			29.971	81	75		73	85	72			5.94	1.50	16
		06	09			29.988	81	75		73	85	73			9.13	1.19	22
		07	09			30.005	82	75		72	85	72			7.72	.73	26
		08	09			29.983	82	76		77	86	72			13.05	1.59	24
		09	09			29.947	83	76		72	86	71			5.95	1.38	17
		10	09			29.931	84	77		74	86	71			9.65	1.53	16
		11	09			29.926	83	76		74	85	71			11.47	3.15	21
		12	09												7.13	1.50	16
														91.18	3.15	228	

YEAR	07 15	10 15
	29.966	83 76
	29.887	84 77
	70	72

STATION	YEAR	MONTH	HOUR	MEAN				TEMPERATURE AND HUMIDITY						RAINFALL (INS)			TOTAL SUNSHINE DURATION HRS
				WIND SPEED MPS	CLOUD AMT. (eighths)	PRESSURE REDUCED TO M.S.L. INS	DRY BULB TEMP. °C	WET BULB TEMP. °C	VAPOR PRESS. %	REL. HUM. %	MAX. °C	MIN. °C	EXTREME MAX. °C	EXTREME MIN. °C	TOTAL IN A DAY	MOST IN A DAY	
CAMDEN PARK	1957	01	09			29.998	79	73		76	82	70			10.32	2.25	20
		02	09			29.994	80	72		69	84	70			3.26	1.35	11
		03	09			29.995	80	73		69	85	71			2.48	.62	8
		04	09			29.974	81	74		71	86	72			5.36	1.71	16
		05	09												4.35	1.00	15
		06	09												3.57	.90	12
		07	09			29.967	82	76		73					14.38	3.40	23
		08	09			29.971	83	77		75					7.07	1.10	20
		09	09			29.950	85	77		71	87	73			7.93	1.42	19
		10	09			29.911	83	77		76	86	73			10.46	2.80	20
		11	09			29.931	82	76		76	86	72			10.62	1.85	19
		12	09			29.970	82	75		73	85	71			5.59	1.12	15
														85.39	3.40	198	

YEAR	09 15
	29.920
	86 77
	68



STATION	YEAR	MONTH	HOUR	MEAN				TEMPERATURE AND HUMIDITY						RAINFALL (IN)		TOTAL SUNSHINE DURATION hrs
				WIND SPEED kts.	CLOUD AMT. (eighths)	PRESSURE REDUCED TO M.S.L. mb	DRY BULB OF	WET BULB OF	MEAN		EXTREME		TOTAL	MOST IN A DAY		
									REL. HUM. %	MAX. °F	MIN. °F	MAX. MIN.				

**CAMDEN PARK**

1960	01	08	4.5	1016.8	77	72	25.3	81	85	70	1.54	.36	10
	02	08	3.2	1016.5	76	72	24.6	79	85	70	4.25	2.83	6
	03	08	4.4	1016.8	78	73	25.5	79	85	70	3.35	1.04	11
	04	08	4.9	1016.3	80	74	27.0	77	86	75	1.80	.95	6
	05	08	3.2	1015.9	81	75	27.1	73	87	76	3.00	1.12	11
	06	08	3.6	1016.6	80	76	29.1	82	85	76	13.46	2.32	19
	07	08	2.4	1016.4	81	77	30.2	83	86	75	11.05	3.82	21
	08	08	2.6	1015.9	82	76	28.4	77	86	75	11.54	3.20	19
	09	08	1.0	1015.7	82	77	29.0	79	87	74	3.32	.95	11
	10	08	2.9	1015.3	81	77	29.3	81	86	75	16.03	2.55	23
	11	08	1.5	1015.3	81	76	29.4	81	86	75	2.54	.95	8
	12	08	1.0	1015.5	79	74	26.7	79	85	71	6.42	2.76	13
YEAR			4.3	1016.1	80	75	27.6	79	85	74	78.30	3.82	158

**1961**

01	08	2.1	4.4	1016.6	77	74	27.2	86	72	6.24	1.19	21	
02	08	1.1	3.8	1017.9	77	74	27.4	85	84	71	2.88	.95	13
03	08	1.8	3.8	1016.4	77	72	24.9	77	84	72	2.20	.55	8
03	08	2.8	3.9	1016.6	79	74	26.4	77	85	74	1.74	.48	8
05	08	2.3	4.3	1017.6	80	74	26.1	74	86	76	2.85	.98	10
06	08	2.2	4.9	1017.1	80	76	28.6	83	85	75	8.72	1.48	18
07	08	2.3	4.7	1016.7	80	76	29.1	84	86	74	6.30	1.32	15
08	08	4.1	3.4	1016.4	81	77	29.8	84	87	75	13.45	2.79	17
09	08	3.0	2.8	1015.1	81	75	27.5	78	87	74	3.14	1.45	11
10	08	3.3	4.3	1014.1	80	76	26.8	84	86	75	16.95	2.91	21
11	08	1.7	4.4	1014.7	80	76	28.8	83	85	73	9.24	2.78	13
12	08	2.6	3.9	1016.3	79	74	27.1	81	85	74	6.29	1.25	21
YEAR			2.4	4.1	1016.3	79	75	27.6	81	74	80.00	2.91	176

STATION	YEAR	MONTH	HOUR	MEAN			TEMPERATURE AND HUMIDITY							RAINFALL (INCHES)			TOTAL SUNSHINE DURATION (HRS)
				WIND SPEED (M.P.H.)	CLOUD AMT. (HEIGHTS)	PRESSURE REDUCED TO M.S.L. (MP)	DRY BULB (°F)	WET BULB (°F)	VAPOR PRESS. (MP)	MEAN REL. HUM. (%)	MAX. OF (°F)	MIN. OF (°F)	EXTREME MAX. (°F)	EXTREME MIN. (°F)	TOTAL	MOST IN A DAY	

**CAMDEN PARK**

1961  
 01 14  
 02 14  
 03 14  
 04 14  
 05 14  
 06 14  
 07 14  
 08 14  
 09 14  
 10 14  
 11 14  
 12 14

3.0 4.7 1015.8 82 74 25.8  
 3.4 5.0 1016.5 84 77 28.7  
 3.5 1014.7 85 79 31.0  
 2.5 5.4 1013.6 84 77 29.0 74

1962

01 08  
 02 08  
 03 08  
 04 08  
 05 08  
 06 08  
 07 08  
 08 08  
 09 08  
 10 08  
 11 08  
 12 08

4.1 3.3 1017.6 76 72 25.2 81 83 71  
 3.6 3.7 1017.3 75 71 24.5 82 84 70  
 3.0 4.7 1016.3 78 74 26.3 81 86 71  
 4.2 3.2 1016.6 80 73 25.2 71 86 73  
 3.5 4.3 1016.5 82 76 28.3 77 88 75  
 4.7 4.7 1016.6 81 75 27.6 77 86 76  
 3.7 4.5 1017.0 80 76 28.3 81 86 75  
 2.5 4.2 1016.1 80 77 29.9 85 87 74  
 2.3 3.9 1015.9 82 76 29.0 78 87 74  
 2.1 3.6 1015.2 81 76 28.8 79 86 74  
 2.3 3.6 1015.0 81 76 28.3 79 86 73

6.07 .89 18  
 2.25 .45 11  
 1.37 .50 8  
 1.09 .30 8  
 3.69 2.38 6  
 8.81 4.88 11  
 9.09 2.30 19  
 8.34 1.81 17  
 10.53 3.04 14  
 7.53 2.42 15  
 3.14 1.42 10

01 14  
 02 14  
 03 14  
 04 14  
 05 14  
 06 14  
 07 14  
 08 14  
 09 14  
 10 14  
 11 14  
 12 14

4.4 4.3 1015.6 84 77 26.6  
 4.5 5.0 1015.2 86 77 26.4 67  
 2.2 4.4 1014.2 85 78 29.2 72  
 2.7 4.2 1013.8 85 78 30.0

STATION	YEAR	MONTH	HOUR	MEAN				TEMPERATURE AND HUMIDITY						RAINFALL (INS)		TOTAL SUNSHINE DURATION hrs		
				WIND SPEED	CLOUD AMT. TO M.S.L. (eights)	PRESSURE REDUCED TO M.S.L. mb	DRY BULB °F	WET BULB °F	VAR. PRESS. mb	MEAN			EXTREME				TOTAL	MOST IN A DAY
										REL. HUM. %	MAX. °F	MIN. °F	MAX. °F	MIN. °F	NO. OF DAYS WITH			

STATION	YEAR	MONTH	HOUR	MEAN				TEMPERATURE AND HUMIDITY						RAINFALL (INS)		TOTAL SUNSHINE DURATION hrs		
				WIND SPEED	CLOUD AMT. TO M.S.L. (eights)	PRESSURE REDUCED TO M.S.L. mb	DRY BULB °F	WET BULB °F	VAR. PRESS. mb	MEAN			EXTREME				TOTAL	MOST IN A DAY
										REL. HUM. %	MAX. °F	MIN. °F	MAX. °F	MIN. °F	NO. OF DAYS WITH			
CAMDEN PARK	1963	01	08	2.3	4.0	1016.6	77	73	26.2	82	84	71	84	72	4.94	1.28	14	
		02	08										84	72	2.75	.36	15	
		03	08										86	72	1.58	.49	10	
		04	08										87	74	3.40	.75	17	
		05	08										86	75	5.29	1.19	16	
		06	08										86	75	14.43	3.08	24	
		07	08										87	74	7.76	1.38	18	
		08	08										87	74	12.94	3.83	17	
		09	08												7.74	4.17	12	
		10	08										85	77	28.9	75	88	74
		11	08										81	77	30.1	84	87	74
		12	08													9.97	1.78	21

STATION	YEAR	MONTH	HOUR	MEAN				TEMPERATURE AND HUMIDITY						RAINFALL (INS)		TOTAL SUNSHINE DURATION hrs		
				WIND SPEED	CLOUD AMT. TO M.S.L. (eights)	PRESSURE REDUCED TO M.S.L. mb	DRY BULB °F	WET BULB °F	VAR. PRESS. mb	MEAN			EXTREME				TOTAL	MOST IN A DAY
										REL. HUM. %	MAX. °F	MIN. °F	MAX. °F	MIN. °F	NO. OF DAYS WITH			
CAMDEN PARK	1964	01	08	3.0	1015.8	77	75	28.5	89	86	71	86	73	1.86	.88	10		
		02	08												3.16	.90	10	
		03	08												8.10	2.69	18	
		04	08												2.52	1.35	5	
		05	08												12.68	2.40	22	
		06	08												10.17	2.11	20	
		07	08												9.62	1.99	21	
		08	08												9.05	1.41	20	
		09	08												13.20	3.70	21	
		10	08												6.54	2.07	13	
		11	08															
		12	08															

STATION	YEAR	MONTH	HOUR	MEAN				TEMPERATURE AND HUMIDITY						RAINFALL (INS)		TOTAL SUNSHINE DURATION hrs		
				WIND SPEED	CLOUD AMT. TO M.S.L. (eights)	PRESSURE REDUCED TO M.S.L. mb	DRY BULB °F	WET BULB °F	VAR. PRESS. mb	MEAN			EXTREME				TOTAL	MOST IN A DAY
										REL. HUM. %	MAX. °F	MIN. °F	MAX. °F	MIN. °F	NO. OF DAYS WITH			
CAMDEN PARK	1965	01	08	3.1	2.9	1015.7	77	72	25.5	82	84	71	84	72	5.17	1.68	15	
		02	08	3.9	4.5	1016.9	76	71	23.3	77					2.10	.46	14	
		03	08	5.8	3.8	1017.8	78	72	24.2	74					2.70	.47	17	
		04	08	5.6	4.1	1016.4	78	73	25.1	77					4.37	.87	16	
		05	08	6.4	5.3	1016.5	80	75	27.3	77					2.21	1.06	14	
		06	08	7.4	5.4	1017.6	80	78	31.4	89					4.29	1.44	18	
		07	08	7.0	5.1	1017.4	80	76	29.5	85					13.28	2.59	25	
		08	08	5.0	3.8	1015.8	81	76	29.0	81					7.44	1.17	22	
		09	08	4.3	4.0	1015.5	81	77	29.4	82					11.58	3.08	22	
		10	08	2.5	3.1	1014.7	81	77	29.3	81					5.72	1.34	12	
		11	08	1.6	3.7	1014.8	80	76	28.1	80					5.46	1.55	16	
		12	08	3.3	2.9	1015.8	77	72	26.8	77					8.50	4.47	18	
	YEAR			4.7	4.1	1016.2	79	75	27.4	80				72.82	4.47	209		



STATION	YEAR	MONTH	HOUR	TEMPERATURE AND HUMIDITY										RAIN FALL (INS)		TOTAL SUNSHINE DURATION hrs	
				MEAN					EXTREME					TOTAL	MOST IN A DAY		
				WIND SPEED mph	CLOUD AMT. (eighths)	PRESSURE REDUCED TO M.S.L. ins	DRY BULB °F	WET BULB PRESS. mb	VAR. PRESS. mb	REL. HUM. %		MAX. °F	MIN. °F				MAX. %
										REL. HUM. %	REL. HUM. %						
KINGSTOWN MET EXPT STATION	1939	01	09	6.0	29.948	79	25.1	74	83	74	84	71	84	71	3.83	.97	25
		02	09	5.0	29.968	79	21.5	66	82	71	84	62	84	62	4.09	.67	20
		03	09	6.0	29.959	79	22.4	68	82	73	84	71	84	71	4.96	1.91	20
		04	09	3.0	29.975	80	24.6	71	83	74	85	72	85	72	2.37	.35	15
		05	09	6.0	29.951	81	25.6	71	84	75	87	72	87	72	4.63	2.40	13
		06	09	6.0	29.964	81	26.3	74	84	76	86	71	86	71	10.08	3.54	26
		07	09	6.0	29.972	81	27.0	78	85	77	86	75	86	75	8.77	2.34	28
		08	09	6.0	29.928	83	27.5	74	86	78	92	74	89	67	5.79	.90	22
		09	09	6.0	29.930	83	29.0	74	86	74	89	67	89	67	7.15	1.23	23
		10	09	6.0	29.860	83	28.3	74	86	76	89	73	89	73	12.70	2.05	24
		11	09	6.0	29.876	83	28.0	75	85	76	87	73	87	73	16.09	5.30	24
		12	09	6.0	29.946	81	27.0	73	84	76	87	73	87	73	10.68	4.25	26
YEAR				5.7	29.940	81	26.0	73	84	75	92	62	91.14	5.30	266		
				3.0		81	25.6	71									
				6.0		80	23.3	66									
				6.0		81	23.3	65									
				5.0		82	24.2	67									
				5.0		83	25.1	66									
				6.0		82	26.5	74									
				6.0		83	28.0	75									
				6.0		84	27.8	73									
				6.0		84	27.5	71									
				7.0		83	28.3	73									
				6.0		83	28.3	74									
				6.0		82	27.3	73									
YEAR				5.7		82	26.3	71									
				6.0	29.971	80	23.9	70	83	74	85	71	85	71	4.00	.66	21
				6.0	29.953	80	25.3	72	84	74	85	70	85	70	2.30	1.40	12
				6.0	29.937	81	26.7	76	84	76	86	72	86	72	5.59	1.62	21
				6.0	29.942	82	27.7	77	88	76	87	75	87	75	3.37	.98	16
				6.0	29.928	82	26.5	72	86	77	87	74	87	74	4.47	.90	25
				6.0	29.956	82	24.4	75	85	78	87	74	87	74	8.36	1.88	24
				6.0	29.980	82	28.4	76	86	77	87	75	87	75	10.83	1.09	30
				6.0	29.928	83	28.0	75	86	77	88	73	88	73	11.18	1.91	27
				6.0	29.909	83	28.0	74	87	77	89	74	89	74	8.49	1.83	21
				6.0	29.886	83	29.0	76	87	77	91	75	91	75	8.38	1.19	28
				6.0	29.853	83	24.4	75	86	76	88	74	88	74	15.15	1.85	26
				5.0	29.932	81	24.6	71	84	75	86	74	86	74	6.19	2.12	15
YEAR				5.9	29.931	82	26.4	74	86	76	90	70	88.31	2.12	266		

1940

STATION	YEAR	MONTH	HOUR	TEMPERATURE AND HUMIDITY										RAINFALL (INS)		TOTAL SUNSHINE DURATION hrs
				MEAN			EXTREME			TOTAL	MOST IN A DAY	NO. OF DAYS WITH				
				WIND SPEED mps	CLOUD AMT. (eighths)	PRESSURE REDUCED TO M.S.L. ins	DRY BULB °F	WET BULB °F	VAP. PRESS. mb				REL. HUM. %	MAX. °F	MIN. °F	

**KINGSTOWN 1940  
MET EXPT  
STATION**

01	15	82	25.1	67	82	25.1	67	82	25.1	67	82	25.1	67			
02	15	75	25.8	70	75	25.8	70	75	25.8	70	75	25.8	70			
03	15	82	24.4	74	82	24.4	74	82	24.4	74	82	24.4	74			
04	15	83	29.0	74	83	29.0	74	83	29.0	74	83	29.0	74			
05	15	84	26.4	66	84	26.4	66	84	26.4	66	84	26.4	66			
06	15	81	26.0	73	81	26.0	73	81	26.0	73	81	26.0	73			
07	15	83	28.0	73	83	28.0	73	83	28.0	73	83	28.0	73			
08	15	84	29.0	73	84	29.0	73	84	29.0	73	84	29.0	73			
09	15	85	27.8	69	85	27.8	69	85	27.8	69	85	27.8	69			
10	11	87	27.7	74	87	27.7	74	87	27.7	74	87	27.7	74			
11	15	83	25.4	72	83	25.4	72	83	25.4	72	83	25.4	72			
12	15	82	25.1	67	82	25.1	67	82	25.1	67	82	25.1	67			
		YEAR	83	26.6	71	83	26.6	71	83	26.6	71	83	26.6	71		

1941	01	09	4.0	29.952	81	24.6	70	84	75	86	72	1.87	3.6	14
	02	09	5.0	29.953	81	25.3	73	86	76	89	73	.94	.22	10
	03	09	4.0	29.944	81	25.6	71	85	76	88	73	3.37	.53	19
	04	09	5.0	29.916	82	25.6	72	85	73	88	73	5.02	1.37	17
	05	09	5.0	29.922	83	28.3	73	87	78	88	75	5.08	1.85	17
	06	09	6.0	29.974	82	28.7	76	86	77	87	74	7.53	1.99	29
	07	09	6.0	29.968	82	28.7	77	86	77	88	75	14.28	2.57	30
	08	09	6.0	29.932	83	29.0	75	87	78	88	74	9.96	3.44	30
	09	09	6.0	29.890	84	29.0	76	87	77	89	73	10.87	1.96	24
	10	09	6.0	29.902	84	28.3	75	88	77	90	74	8.30	3.11	25
	11	09	6.0	29.371	82	28.7	77	83	76	87	71	19.63	4.65	23
	12	09	6.0	29.926	82	26.3	73	85	75	91	73	6.16	1.99	27
		YEAR	5.4	29.929	82	27.3	74	86	76	91	71	93.01	4.65	270

01	15	83	24.7	66	83	24.7	66	83	24.7	66	83	24.7	66			
02	15	84	25.7	64	84	25.7	64	84	25.7	64	84	25.7	64			
03	15	84	24.7	64	84	24.7	64	84	24.7	64	84	24.7	64			
04	15	84	26.1	67	84	26.1	67	84	26.1	67	84	26.1	67			
05	15	85	27.8	70	85	27.8	70	85	27.8	70	85	27.8	70			
06	15	83	28.3	77	83	28.3	77	83	28.3	77	83	28.3	77			
07	15	83	27.3	74	83	27.3	74	83	27.3	74	83	27.3	74			
08	15	85	28.6	72	85	28.6	72	85	28.6	72	85	28.6	72			
09	15	84	29.3	74	84	29.3	74	84	29.3	74	84	29.3	74			
10	15	85	27.8	71	85	27.8	71	85	27.8	71	85	27.8	71			
11	15	82	28.0	75	82	28.0	75	82	28.0	75	82	28.0	75			
12	15	82	26.5	70	82	26.5	70	82	26.5	70	82	26.5	70			
		YEAR	5.4	70	84	27.1	70	84	27.1	70	84	27.1	70			

STATION	YEAR	MONTH	HOUR	MEAN				TEMPERATURE AND HUMIDITY						RAINFALL (INS)			TOTAL SUNSHINE DURATION hrs
				WIND SPEED mts	CLOUD AMT. (eighths)	PRESSURE REDUCED TO M.S.L. ins	DRY BULB °F	WET BULB mb	WET VAP. PRESS. mb	MEAN		EXTREME		TOTAL	IN A DAY	NO. OF DAYS WITH	
										REL. HUM. %	MAX. °F	MIN. °F	MAX. °F				

KINGSTOWN MET EXPT STATION

1942

01	09	6.0	29.967	81	25.3	72	84	75	86	71	3.83	.80	22
02	09	6.0	29.900	81	26.3	72	85	75	86	72	3.99	1.66	12
03	09	6.0	29.942	81	26.3	72	85	76	88	73	3.00	.43	16
04	09	6.0	29.929	83	26.8	70	88	76	90	73	1.68	.33	13
05	09	6.0	29.940	84	27.5	72	89	76	90	72	2.21	.29	21
06	09	7.0	29.950	82	28.7	77	88	76	89	72	11.13	1.50	18
07	09	7.0	29.964	82	29.9	80	86	75	88	72	8.57	1.44	24
08	09	4.0	29.920	83	29.8	77	87	76	89	73	6.64	1.22	19
09	09	6.0	29.904	83	30.5	79	86	77	89	74	13.97	2.36	28
10	09	5.0	29.879	84	30.9	77	87	76	89	74	7.27	1.54	16
11	09	6.0	29.827	83	30.5	80	86	76	88	73	10.29	2.69	19
12	09	5.0	29.914	82	27.0	73	85	75	87	72	10.58	2.41	24
YEAR		5.8	29.920	82	28.3	75	86	76	90	71	83.16	2.69	231

01	15	6.0		82	25.1	68							
02	15	6.0		82	25.8	67							
03	15	6.0		83	25.4	67							
04	15	6.0		85	26.4	66							
05	15	6.0		85	26.9	70							
06	15	6.0		83	28.3	73							
07	15	8.0		84	29.0	75							
08	15	6.0		86	29.6	72							
09	15	6.0		84	30.1	77							
10	15	6.0		85	30.4	74							
11	15	6.0		84	30.9	79							
12	15	4.0		82	27.3	73							
YEAR		6.0		84	28.1	72							

1943

01	09	5.0	29.945	80	26.0	75	84	75	86	70	5.10	.93	24
02	09	5.0	29.937	79	25.1	74	84	73	86	68	3.50	1.08	20
03	09	4.0	29.950	80	26.0	75	84	73	86	69	8.21	1.53	23
04	09	6.0	29.954	81	26.3	74	85	75	88	72	3.68	.99	21
05	09	7.0	29.953	84	26.4	78	84	76	87	72	10.55	3.04	18
06	09	6.0	29.958	81	33.7	82	85	76	86	73	7.37	1.48	22
07	09	6.0	29.987	83	29.8	83	86	77	87	74	7.34	1.66	22
08	09	6.0	29.909	83	30.5	83	87	76	89	73	8.45	1.25	24
09	09	5.0	29.912	84	29.9	77	88	76	89	73	12.59	3.71	25
10	09	6.0	29.874	84	30.9	78	87	77	89	74	9.46	1.56	27
11	09	5.0	29.893	83	28.3	74	86	76	87	72	8.80	1.72	22
12	09	6.0	29.916	81	27.7	76	84	74	87	69	7.54	1.50	26
YEAR		5.6	29.932	82	28.4	77	85	75	89	68	92.69	3.71	274

STATION	YEAR	MONTH	HOUR	MEAN				TEMPERATURE AND HUMIDITY								RAINFALL (INS)		TOTAL SUNSHINE DURATION (HRS)
				WIND SPEED (MILES PER HOUR)	CLOUD AMT. (HEIGHT)	PRESSURE REDUCED TO M.S.L. (INS)	MEAN			EXTREME			TOTAL	MOST IN A DAY	NO. OF DAYS WITH			
							DRY BULB (°F)	WET BULB (°F)	VAR. PRESS. (MB)	REL. HUM. (%)	MAX. (°F)	MIN. (°F)						

**KINGSTOWN MET STATION**

1943	01	15		5.0	82	27.3	73										
	02	15		4.0	82	25.8	69										
	03	15		5.0	83	25.8	70										
	04	15		5.0	82	26.8	70										
	05	15		6.0	83	27.3	78										
	06	15		6.0	84	28.3	79										
	07	15		6.0	85	34.8	74										
	08	15		6.0	85	31.2	77										
	09	15		6.0	86	36.0	78										
	10	15		6.0	84	29.6	73										
	11	15		4.0	83	29.3	73										
	12	15		5.0	83	27.3	73										
			YEAR	5.3	83	29.1	74										

**1944**

01	09			5.0	80	30.1	74	84	73	86	68	3.19	.80	21
02	09			4.0	80	24.6	71	85	72	86	66	1.78	.37	15
03	09			5.0	81	26.3	72	85	73	88	67	2.83	.62	21
04	09			5.0	82	27.3	73	86	75	88	72	3.55	.94	16
05	09			6.0	83	31.3	81	86	76	88	73	8.83	1.63	23
06	09			6.0	86	29.2	81	86	77	87	74	8.83	1.07	21
07	09			6.0	83	29.5	79	87	77	88	73	15.38	2.89	28
08	09			5.0	83	30.5	79	87	77	89	74	9.98	2.26	26
09	09			6.0	83	29.8	77	87	76	89	72	8.35	1.74	23
10	09			5.0	84	30.9	78	87	76	89	73	10.78	3.16	19
11	09			5.0	83	29.0	76	87	76	89	71	13.61	3.22	24
12	09			3.0	82	27.3	73	85	74	87	71	13.52	2.48	26
			YEAR	5.1	83	28.8	76	86	75	89	66	100.63	3.22	263

**1945**

01	15			4.0	82	26.5	71							
02	15			3.0	83	24.7	65							
03	15			5.0	83	26.1	68							
04	15			4.0	84	27.1	69							
05	15			6.0	84	30.9	79							
06	15			6.0	84	31.6	80							
07	15			5.0	85	30.4	73							
08	15			6.0	86	30.7	73							
09	15			6.0	86	30.4	74							
10	15			6.0	85	30.4	75							
11	15			5.0	85	29.6	72							
12	15			2.0	84	26.8	73							
			YEAR	4.8	84	28.8	73							



STATION	YEAR	MONTH	HOUR	MEAN										TEMPERATURE AND HUMIDITY						RAINFALL		TOTAL SUNSHINE DURATION hrs
				WIND SPEED mph	CLOUD AMT. (eighths)	PRESSURE REDUCED TO M.S.L. ins	MEAN			EXTREME			TOTAL	MOST IN A DAY	NO. OF DAYS WITH							
							DRY BULB °F	WET BULB °F	VAP. PRESS. mb	REL. HUM. %	MAX. °F	MIN. °F				MAX. °F	MIN. °F					

1946

KINGSTOWN  
WET EXPT  
STATION

01	15	80	4.0	29.930	81	23.3	67	83	72	84	71	6.76	1.02	26
02	15	81	3.0	29.929	81	23.5	66	83	72	85	72	2.58	.50	19
03	15	83	4.0	29.951	81	24.2	67	84	73	86	71	1.40	.43	13
04	15	83	5.0	29.950	84	27.1	68	85	74	87	72	3.93	.76	23
05	15	83	6.0	29.950	83	27.5	71	85	76	87	74	3.90	.71	20
06	15	83	6.0	29.956	83	27.5	71	85	75	86	72	5.14	1.51	21
07	15	85	6.0	29.964	82	27.3	74	84	75	86	73	10.58	1.37	24
08	15	83	6.0	29.960	83	29.0	74	86	76	89	73	7.10	2.44	16
09	15	84	6.0	29.923	84	29.3	75	87	76	89	73	7.71	1.16	20
10	15	85	6.0	29.906	85	31.2	75	86	77	88	72	11.03	1.43	28
11	15	83	5.0	29.904	83	27.5	72	86	75	88	66	3.90	.74	16
12	15	82	5.0	29.914	82	27.3	72	85	75	87	72	4.85	.95	24
YEAR		5.0	5.0	27.1	71	85	75	89	66	68.88	2.44	250		

1947

01	09	81	5.0	29.930	81	23.3	67	83	72	84	71	6.76	1.02	26
02	09	81	3.0	29.929	81	23.5	66	83	72	85	72	2.58	.50	19
03	09	81	3.0	29.951	81	24.2	67	84	73	86	71	1.40	.43	13
04	09	84	5.0	29.950	84	27.1	68	85	74	87	72	3.93	.76	23
05	09	83	4.0	29.950	83	27.5	71	85	76	87	74	3.90	.71	20
06	09	83	6.0	29.956	83	27.5	71	85	75	86	72	5.14	1.51	21
07	09	82	6.0	29.964	82	27.3	74	84	75	86	73	10.58	1.37	24
08	09	83	6.0	29.960	83	29.0	74	86	76	89	73	7.10	2.44	16
09	09	84	6.0	29.923	84	29.3	75	87	76	89	73	7.71	1.16	20
10	09	85	6.0	29.906	85	31.2	75	86	77	88	72	11.03	1.43	28
11	09	83	5.0	29.904	83	27.5	72	86	75	88	66	3.90	.74	16
12	09	82	5.0	29.914	82	27.3	72	85	75	87	72	4.85	.95	24
YEAR		83	5.0	29.936	83	27.1	71	85	75	89	66	68.88	2.44	250

1948

01	15	83	4.0	29.930	83	23.3	67	83	72	84	71	6.76	1.02	26
02	15	83	3.0	29.929	83	23.5	66	83	72	85	72	2.58	.50	19
03	15	83	3.0	29.951	83	24.2	67	84	73	86	71	1.40	.43	13
04	15	85	5.0	29.950	85	27.1	68	85	74	87	72	3.93	.76	23
05	15	84	4.0	29.950	84	27.5	71	85	76	87	74	3.90	.71	20
06	15	84	6.0	29.956	84	27.5	71	85	75	86	72	5.14	1.51	21
07	15	84	6.0	29.964	84	27.3	74	84	75	86	73	10.58	1.37	24
08	15	85	6.0	29.960	85	29.0	74	86	76	89	73	7.10	2.44	16
09	15	86	6.0	29.923	86	29.3	75	87	76	89	73	7.71	1.16	20
10	15	86	6.0	29.906	86	31.2	75	86	77	88	72	11.03	1.43	28
11	15	86	5.0	29.904	86	27.5	72	86	75	88	66	3.90	.74	16
12	15	83	5.0	29.914	83	27.3	72	85	75	87	72	4.85	.95	24
YEAR		84	4.8	27.4	70	85	75	89	66	68.88	2.44	250		

STATION	YEAR	MONTH	HOUR	WEATHER				TEMPERATURE (F)				WIND				MOISTURE		TOTAL	NO. OF DAYS WITH	NO. OF SUNSP. JE DURS
				WIND SPEED	WIND DIR.	CLOUD AMT.	PRES. REDUCED TO M.S.L.	DRY BULB	WET BULB	VAR. PRESS.	MEAN HUM.	MAX.	MIN.	EXTREME MAX.	EXTREME MIN.	NO. IN DAY	IN A DAY			

**KINGSTOWN  
WET EXPT  
STATION**

YEAR	MONTH	HOUR	WIND SPEED	WIND DIR.	CLOUD AMT.	PRES. REDUCED TO M.S.L.	DRY BULB	WET BULB	VAR. PRESS.	MEAN HUM.	MAX.	MIN.	EXTREME MAX.	EXTREME MIN.	NO. IN DAY	IN A DAY	TOTAL	NO. OF DAYS WITH	NO. OF SUNSP. JE DURS
1948	01	09	5.0		5.0	29.947	81	27.0	73	84	72	86	65	1.10	5.31	20			
	02	09	5.0		5.0	29.973	80	26.0	72	84	71	86	65	2.17	14				
	03	09	6.0		6.0	29.965	81	27.0	76	84	72	86	66	.83	19				
	04	09	5.0		5.0	29.934	82	28.0	76	85	74	88	66	.21	11				
	05	09	6.0		6.0	29.932	82	29.5	79	86	76	88	72	1.79	25				
	06	09	6.0		6.0	29.960	83	29.8	79	86	76	88	73	1.41	26				
	07	09	5.0		5.0	29.947	82	30.2	81	86	75	88	72	2.50	29				
	08	09	6.0		6.0	29.928	84	31.6	79	87	75	89	71	1.40	24				
	09	09	6.0		6.0	29.908	83	29.8	77	87	75	89	70	2.60	22				
	10	09	6.0		6.0	29.913	84	30.9	77	87	75	89	71	1.30	22				
	11	09	6.0		6.0	29.912	82	29.5	79	85	74	87	72	1.86	23				
	12	09	6.0		6.0	29.938	81	28.4	78	84	74	87	70	.93	21				
YEAR			5.8		5.8	29.938	82	29.0	77	85	74	89	65	92.93	2.60	256			

**1949**

01	09	5.0		5.0	29.957	80	25.3	71	84	69	86	64	2.96	1.00	15			
02	09	5.0		5.0	29.971	80	26.0	75	84	72	85	67	3.78	.75	22			
03	09	5.0		5.0	29.942	81	27.0	75	84	73	88	69	2.11	.29	15			
04	09	6.0		6.0	29.977	82	26.5	71	86	74	88	71	2.19	.40	20			
05	09	6.0		6.0	29.951	83	27.5	72	86	76	89	72	4.26	.99	21			
06	09	6.0		6.0	29.966	83	29.8	78	86	76	88	72	5.71	1.46	26			
07	09	6.0		6.0	29.985	83	29.0	74	85	75	87	72	7.22	.95	27			
08	09	5.0		5.0	29.944	84	27.8	69	87	75	90	70	6.11	1.11	20			
09	09	6.0		6.0	29.948	84	25.3	74	96	72	89	69	11.11	3.03	25			
10	09	5.0		5.0	29.919	83	28.3	73	87	73	88	70	14.17	2.85	23			
11	09	5.0		5.0	29.912	82	28.0	75	85	72	86	68	8.32	1.39	26			
12	09	5.0		5.0	29.900	80	26.7	78	84	72	86	62	7.33	1.86	21			
YEAR			5.5		5.5	29.948	82	27.6	74	85	71	90	62	75.27	3.03	262		

STATION	YEAR	MONTH	HOUR	MEAN				TEMPERATURE AND HUMIDITY							RAINFALL (IN)			TOTAL SUNSHINE DURATION hrs
				WIND SPEED MPS	CLOUD AMT. (eighths)	PRESSURE REDUCED TO M.S.L. mb	MEAN			EXTREME		TOTAL	MOST IN A DAY	NO. OF DAYS WITH				
							DRY BULB °C	WET BULB PRESS. mb	REL. HUM. %	MAX. °C	MIN. °C							

KINGSTOWN  
MET EXPT  
STATION

1949	01	15	02	15	03	15	04	15	05	15	06	15	07	15	08	15	09	15	10	15	11	15	12	15	YEAR											
	82	25.1	68	82	26.5	72	84	26.4	66	84	28.6	73	84	30.1	75	84	26.4	71	85	28.1	70	86	26.2	63	84	27.8	71	83	26.8	70	82	27.3	71	84	27.2	70

1950	01	09	02	09	03	09	04	09	05	09	06	09	07	09	08	09	09	09	10	09	11	09	12	09	YEAR																						
	78	25.5	80	79	26.0	75	80	27.4	77	80	28.4	78	81	29.0	76	83	29.0	76	84	30.1	74	87	75	84	30.1	75	87	74	89	70	83	74	89	68	82	75	85	74	91	64	81	64	99	22	3	80	270

1951	01	15	02	15	03	15	04	15	05	15	06	15	07	15	08	15	09	15	10	15	11	15	12	15	YEAR														
	80	26.0	78	81	25.6	74	81	25.6	70	74	25.1	69	82	22.4	76	83	25.0	77	84	28.6	74	84	30.1	75	86	30.7	71	88	28.6	73	84	27.9	74	83	24.7	64	80	27.0	73



STATION	YEAR	MONTH	HOUR	WIND SPEED MPH	CLOUD AMT. (tenths)	PRESSURE REDUCED TO M.S.L. INS.	MEAN				EXTREME				TOTAL DAYS WITH	TOTAL DURATION HRS.
							DRY BULB °F	WET BULB °F	VAPOR PRESS. MB	REL. HUM. %	MAX. °F	MIN. °F	MAX. °F	MIN. °F		

**KINGSTOWN  
MET EXPT  
STATION**

1951	01	09	5.0	29.957	81	26.3	74	84	71	86	69	7.75	5.34	20
	02	09	5.0	29.928	80	26.0	76	84	74	86	70	9.14	5.09	17
	03	09	4.0	29.922	81	27.0	74	86	73	89	67	.94	.35	9
	04	09	5.0	29.951	82	27.3	73	86	75	89	71	6.16	1.46	22
	05	09	5.0	29.945	83	26.8	74	86	77	88	73	4.67	.84	27
	06	09	5.0	29.956	82	28.0	76	85	76	87	69	5.35	1.44	15
	07	09	5.0	29.976	81	28.4	79	86	73	91	70	14.31	2.70	24
	08	09	6.0	29.930	82	29.5	80	88	75	90	71	7.36	1.30	22
	09	09	4.0	29.930	83	30.5	79	86	72	90	63	15.81	6.37	20
	10	09	5.0	29.924	84	30.1	77	88	69	91	66	8.81	1.38	22
	11	09	6.0	29.899	83	29.8	77	87	72	89	67	10.97	2.09	24
	12	09	5.0	29.940	82	28.0	74	85	74	89	70	12.90	2.25	24
YEAR			5.0	29.938	82	28.1	76	86	73	91	63	104.17	6.37	246

1952	01	15	5.0	25.6	70	25.6	70	85	71	87	68	1.24	.41	15
	02	15	5.0	25.1	66	25.1	66	85	72	88	68	1.67	.47	13
	03	15	5.0	27.7	67	27.7	67	85	74	88	69	7.47	1.30	13
	04	15	6.0	27.1	68	27.1	68	86	76	89	71	2.72	.37	22
	05	15	5.0	27.8	71	27.8	71	87	76	89	67	3.96	.86	23
	06	15	6.0	29.0	75	29.0	75	87	76	89	72	9.53	1.18	27
	07	15	6.0	28.3	73	28.3	73	86	77	89	73	6.61	1.27	28
	08	15	5.0	30.5	79	30.5	79	86	76	90	73	9.88	2.31	29
	10	15	5.0	29.6	72	29.6	72	88	76	90	71	9.04	2.48	21
	11	15	5.0	29.3	74	29.3	74	88	77	91	72	9.42	.99	26
	12	15	5.0	28.6	73	28.6	73	86	75	89	71	10.44	3.30	28
YEAR			5.3	28.2	72	28.2	72	85	75	88	70	4.79	.82	23

1952	01	09	3.2	29.992	82	75	72	85	71	87	68	1.24	.41	15
	02	09	4.2	29.980	81	74	72	85	72	88	68	1.67	.47	13
	03	09	4.7	29.978	81	74	71	85	74	88	69	7.47	1.30	13
	04	09	4.7	29.965	82	75	72	86	76	89	71	2.72	.37	22
	05	09	29.971	83	77	73	73	87	76	89	67	3.96	.86	23
	06	09	29.983	83	77	75	75	86	77	89	72	9.53	1.18	27
	07	09	29.980	83	77	76	76	86	76	89	73	6.61	1.27	28
	08	09	29.961	84	78	74	74	88	76	90	73	9.88	2.31	29
	09	09	29.948	84	78	76	76	88	75	90	71	9.04	2.48	21
	10	09	25.945	85	78	73	73	88	77	91	72	9.42	.99	26
	11	09	29.916	82	77	78	78	86	75	89	71	10.44	3.30	28
	12	09	29.952	81	75	76	76	85	73	88	70	4.79	.82	23
YEAR			29.964	83	75	74	74	86	75	88	75	76.77	3.30	268



STATION	YEAR	MONTH	HOUR	MEAN				TEMPERATURE AND HUMIDITY						WIND			RAINFALL		SUNSHINE DURATION Hrs
				WIND SPEED MIS. (gusts)	CLOUD AMT. %	PRESSURE REDUCED TO M.S.L. INCHES	DRY BULB TEMP. °F	WET BULB TEMP. °F	VAR. PRESS. INCHES	MEAN REL. HUM. %	MAX. °F	MIN. °F	EXTREME MAX. °F	EXTREME MIN. °F	TOTAL INCHES	MOST IN A DAY	NO. OF DAYS WITH		
																		WIND DIRECTION	

KINGSTOWN  
MET EXPT  
STATION

1954	01	09					29.996	80	73		71	85	72	87	68	5.33	.90	25
	02	09				29.995	79	74		77	83	73	85	69	4.46	.62	27	
	03	09				29.992	80	74		73	84	73	87	69	3.52	.64	23	
	04	09				29.983	80	75		76	84	74	87	70	8.39	2.01	23	
	05	09				29.964	83	76		74	86	76			4.02	1.41	20	
	06	09				29.970	83	77		76	86	76	87	71	7.14	1.07	25	
	07	09				29.965	82	77		78	86	75	89	72	8.83	1.40	29	
	08	09				29.954	84	78		77	88	75	90	72	8.64	1.68	27	
	09	09				29.954	83	78		79	87	75	90	72	15.97	3.46	25	
	10	09				29.941	83	77		74	86	75	89	71	16.73	4.24	25	
	11	09				29.940	82	76		76	86	74	88	71	19.31	3.28	26	
	12	09				29.942	81	74		72	84	72	86	65	11.59	5.62	24	
YEAR						29.965	82	76		75	85	74			113.98	5.62	300	

1955	01	15				29.931	82	75		69								
	02	15				29.930	82	75		73								
	03	15				29.932	82	74		68								
	04	15				29.930	82	76		75								
	05	15				29.919	34	77		72								
	06	15				29.936	84	78		76								
	07	15				29.928	85	78		71								
	08	15				29.913	85	79		73								
	09	15				29.903	84	78		76								
	10	15				29.881	84	77		73								
	11	15				29.875	82	77		77								
	12	15				29.875	82	74		70								
YEAR						29.913	83	77		73								

1955	01	09				29.986	80	74		75	85	72	86	65	2.22	1.15	17
	02	09				29.977	80	74		73	84	72	86	65	2.40	.86	14
	03	09				29.985	80	72		67	85	72	88	68	2.14	.84	20
	04	09				29.972	82	75		71	86	74			2.29	.57	16
	05	09				29.984	82	76		75	86	75	88	71	7.74	3.13	22
	06	09				29.976	82	76		78	85	75	89	72	11.71	1.97	28
	07	09				29.969	82	77		77	86	75	89	72	8.60	2.10	25
	08	09				29.948	83	78		77	88	75	91	71	12.10	1.80	27
	09	09				29.929	84	78		76	88	75	91	72	8.45	2.04	23
	10	09				29.913	84	78		77	88	76	90	72	12.65	1.68	28
	11	09				29.923	83	77		77	87	74	90	71	16.06	4.20	25
	12	09				29.938	82	76		76	86	73			4.79	.74	27
YEAR						29.958	82	76		75	86	74			91.15	4.20	272

STATION	YEAR	MONTH	HOUR	MEAN				TEMPERATURE AND WIND VELOCITY								RAINFALL (INCHES)		NO. OF DAYS WITH	SUNSHINE DURATION (HRS)
				WIND SPEED (M.P.H.)	CLOUD AMT. (heights)	PRESSURE REDUCED TO M.S.L. (INS)	DRY BULB		WET BULB		REL. HUM.		MAX. MIN.		EXTREME	TOTAL	IN A DAY		
							%	%	%	%	%	%	%	%					

KINGSTOWN  
MET EXPT  
STATION

1955	01	15				29.921	82	75	70								
	02	15				29.924	82	74	69								
	03	15				29.927	83	73	61								
	04	15				29.922	84	75	66								
	05	15				29.940	84	76	71								
	06	15				29.940	83	77	76								
	07	15				29.939	84	77	75								
	08	15				29.908	85	78	74								
	09	15				29.877	85	78	76								
	10	15				29.847	85	78	74								
	11	15				29.853	84	78	75								
	12	15				29.874	82	76	76								
			YEAR			29.906	84	76	72								

1956

01	09					29.943	81	75	75	85	72	87	65	8.54	1.53	24
02	09					29.904	79	74	77	84	72	88	69	6.77	.88	26
03	09					29.979	81	75	75	85	73	87	69	6.22	.96	21
04	09													5.41	1.72	21
05	09				6.2	29.970	82	77	81	85	75	71	71	6.82	.99	24
06	09				6.3	30.000	82	76	84	85	75	87	72	7.84	1.03	26
07	09				6.1	29.986	82	77	75	86	77	71	71	7.56	.84	30
08	09				6.2	29.950	83	78	77	86	75	71	71	12.70	1.64	27
09	09				6.0	29.935	83	78	80	87	75	89	72	8.23	1.38	26
10	09								60	87	75	89	72	8.63	1.38	26
11	09				5.9	29.927	82	78	80	85	74	88	66	12.13	3.82	24
12	09					29.950	80	78	80	84	74	88	69	17.99	1.66	27
			YEAR											95.84	3.82	299

01	15					29.889	82	75	72							
02	15					29.927	81	75	76							
03	15					29.928	83	75	71							
04	15															
05	15				6.5	29.948	83	78	79							
06	15				6.9	29.962	83	79	85							
07	15				6.1	29.962	84	77	72							
08	15				6.5	29.944	84	77	73							
09	15				6.3	29.899	85	79	75							
10	15				6.1	29.871	84	79	80							
11	15				6.5	29.859	83	79	83							
12	15				6.0	29.902	81	77	79							

STATION	YEAR	MONTH	HOUR	MEAN				TEMPERATURE AND HUMIDITY						RAIN FALL (IN)			TOTAL SUNSHINE DURATION (HRS)
				WIND SPEED (M.P.H.)	CLOUD AMT. (EIGHTHS)	PRESSURE REDUCED TO M.S.L. (IN)	DRY BULB (°F)	WET BULB (°F)	VAR. PRESS. (°F)	MEAN		EXTREME		TOTAL	MOST IN A DAY	NO. OF DAYS WITH	
										REL. HUM. (%)	MAX. (°F)	MIN. (°F)	MAX. (°F)				

**KINGSTOWN MET EXPT STATION**

YEAR	MONTH	HOUR	WIND SPEED (M.P.H.)	CLOUD AMT. (EIGHTHS)	PRESSURE REDUCED TO M.S.L. (IN)	DRY BULB (°F)	WET BULB (°F)	VAR. PRESS. (°F)	REL. HUM. (%)	MAX. (°F)	MIN. (°F)	EXTREME MAX. (°F)	EXTREME MIN. (°F)	TOTAL	MOST IN A DAY	NO. OF DAYS WITH
1957	01	09	5.6	30.022	79.74	79	83	71	79	83	71	83	71	9.62	2.43	28
	02	09	6.3	29.998	79.74	78	82	72	78	82	72	82	72	2.48	.46	19
	03	09	5.7	30.000	79.74	78	84	72	75	84	72	85	67	3.34	1.06	10
	04	09	5.9	30.001	80.74	75	84	72	77	85	74	86	71	6.94	2.40	21
	05	09	6.3	29.986	81.76	77	86	75	77	86	75	88	70	5.12	1.00	21
	06	09	6.2	29.998	82.77	79	86	74	79	86	74	90	71	4.94	.89	23
	07	09	5.6	29.989	82.77	80	87	75	80	87	75	90	71	11.22	1.60	25
	08	09	5.3	29.971	83.78	79	88	75	79	88	75	90	72	7.04	1.06	26
	09	09	5.2	29.956	84.79	83	88	74	83	88	74	91	71	6.42	1.64	22
	10	09	5.4	29.933	83.79	81	86	75	81	86	75	89	69	12.55	3.36	25
	11	09	5.0	29.948	82.78	81	86	75	81	86	75	89	69	12.05	2.10	25
	12	09	4.1	29.976	82.76	77	85	73	77	85	73	87	67	6.77	1.21	17
YEAR			5.6	29.982	81.76	79	85	74	79	85	74	88	49	3.36	2.62	

01	15	5.8	29.966	81.76	78	84	73	79	79	84	73	86	72	1.72	.50	12
02	15	6.2	29.944	81.76	78	86	72	72	72	86	72	89	70	3.05	2.00	17
03	15	5.7	29.947	82.76	75	87	75	75	69	87	75	89	70	.35	.14	5
04	15	6.1	29.948	82.76	77	89	76	76	67	89	76	90	70	.50	.15	6
05	15	5.7	29.943	83.78	77	87	75	75	82	87	75	89	73	9.54	3.50	14
06	15	6.3	29.961	84.79	77	87	75	75	82	87	75	89	73	14.16	2.44	17
07	15	6.3	29.949	83.79	80	87	75	75	81	87	73	89	74	16.67	2.30	20
08	15	5.8	29.925	85.80	80	87	75	75	76	89	73	89	74	9.24	1.38	19
09	15	5.6	29.902	86.80	78	87	75	75	76	89	73	89	73	6.05	.90	20
10	15	6.0	29.874	85.81	81	87	75	75	76	87	73	89	73	7.89	1.50	16
11	15	5.5	29.878	84.79	82	87	75	75	76	87	72	89	73	7.20	1.25	19
12	15	4.6	29.915	83.78	80	86	75	75	75	86	69	86	69	7.75	3.70	13
YEAR			5.8	29.929	83.78	79	85	74	79	84	73	86	72	64.20	3.70	168

1958	01	09	4.4	29.980	80.75	79	84	73	79	84	73	86	72	1.72	.50	12
	02	09	3.6	30.002	81.74	72	86	72	72	86	72	89	70	3.05	2.00	17
	03	09	3.6	29.978	83.75	69	87	75	69	87	75	89	70	.35	.14	5
	04	09	4.1	29.961	84.76	67	89	76	67	89	76	90	70	.50	.15	6
	05	09	29.949	84.78	82	87	75	75	82	87	75	89	73	9.54	3.50	14
	06	09	5.7	29.972	83.79	82	87	75	82	87	75	89	73	14.16	2.44	17
	07	09	5.6	29.958	82.78	81	87	73	81	87	73	89	74	16.67	2.30	20
	08	09	5.4	29.939	85.79	77	89	74	77	89	74	89	73	9.24	1.38	19
	09	09	5.0	29.929	85.79	76	89	73	76	89	73	89	73	6.05	.90	20
	10	09	5.6	29.928	84.78	76	87	73	76	87	73	89	73	7.89	1.50	16
	11	09	5.3	29.940	84.78	76	87	72	76	87	72	89	73	7.20	1.25	19
	12	09	5.4	29.965	83.77	75	86	69	75	86	69	86	69	7.75	3.70	13
YEAR			29.959	83.77	73	84	73	73	73	84	73	86	72	64.20	3.70	168

STATION	YEAR	MONTH	HOUR	MEAN				TEMPERATURE AND HUMIDITY				RAIN FALL (IN)				TOTAL SUNSHINE DURATION
				WIND SPEED	CLOUD AMT. (eighths)	PRESSURE REDUCED TO M.S.L.	MEAN		EXTREME		TOTAL	MOST IN A DAY	NO. OF DAYS WITH			
							DRY BULB °F	WET BULB °F	REL. HUM. %	VAR. PRESS. mb				MAY. °F	MIN. °F	

**KINGSTOWN 1958**  
**MET. EXPT**  
**STATION**

01	15	4.0	29.913	83	77	75
02	15	3.2	29.941	84	76	70
03	15	4.0	29.923	85	78	72
04	15	3.8	29.914	87	77	66
05	15					
06	15	5.3	29.947	84	80	83
07	15	5.8	29.945	83	79	82
08	15	5.5	29.902	86	81	80
09	15	5.2	29.893	86	80	77
10	15	5.5	29.890	85	79	78
11	15	5.3	29.884	85	79	
12	15					

**1959**

01	09	4.9	1015.5	81	75	77	85	67	4.26	.75	16	
02	09	5.0	1016.4	80	74	75	85	65	4.92	.72	17	
03	09	5.2	1016.1						4.01	1.08	14	
04	09	5.4	1014.9	91	75	75	85	71	5.36	1.10	16	
05	08	4.0	1014.7	80	75	79	85	70	9.77	3.55	21	
06	08	3.7	1015.2	82	77	79	86	72	4.46	.92	19	
07	08	3.1	1015.2	82	77	79	86	70	5.44	1.00	25	
08	08	3.1	1014.5	82	77	77	87	70	8.26	3.55	20	
09	08	3.2	1014.0	82	78	81	87	69	8.71	1.64	23	
10	08	2.7	1014.3	82	77	79	86	69	11.54	4.50	20	
11	08	2.3	1014.0	82	77	78	85	71	4.59	1.00	16	
12	08	4.3	1010.8	81	77	80	85	73	2.66	.44	16	
<b>YEAR</b>										<b>73.98</b>	<b>4.50</b>	<b>223</b>

01	15	4.7	1013.8	83	76	74
02	15	5.2	1015.3	82	76	73
03	15	5.0	1015.0			
04	15	5.2	1013.6	84	77	73
05	14	4.1	1013.3	83	78	77
06	14	3.7	1014.2	84	79	79
07	14	3.5	1014.3	84	79	79
08	14	3.3	1013.4	86	80	78
09	14	3.2	1012.8	86	80	78
10	14	4.0	1012.8	84	79	78
11	14	2.7	1012.3	84	79	78
12	14					

STATION	YEAR	MONTH	HOUR	TEMPERATURE AND HUMIDITY										FAIRFALL (INCH)		TOTAL SUNSHINE DURATION IN HRS	
				MEAN		MEAN				EXTREME				TOTAL	MOST IN A DAY		NO. OF DAYS WITH
				WIND SPEED (M.P.H.)	CLOUD AMT. (EIGHTHS)	PRESSURE REDUCED TO M.S.L. (INCHES)	DRY BULB (°F)	WET BULB (°F)	VAR. PRESS. (INCHES)	REL. HUM. (%)	MAX. (°F)	MIN. (°F)	MAX. (°F)				

KINGSTOWN MET EXPT STATION	1960	01	08	4.0	1010.9	80	75	27.2	84	72	84	72	1.24	.50	12	
		02	08	3.9	1010.8	80	75	27.8	85	73	85	73	1.11	.78	9	
		03	08	4.8	1013.9	80	75	28.1	86	75	86	75	1.65	1.25	11	
		04	08	5.5	1014.9	82	76	28.8	71	75	71	75	3.77	.91	9	
		05	08	5.8	1015.3	83	76	27.2	77	85	71	85	71	11.11	1.67	16
		06	08	6.3	1016.3	82	77	28.8	82	96	75	96	75	9.08	1.22	26
		07	08	6.1	1015.5	82	77	30.1	79	86	76	86	76	11.16	3.50	23
		08	08	5.0	1015.3	83	78	30.2	79	87	76	87	76	5.49	1.04	12
		09	08	4.9	1014.9	84	78	30.9	79	87	76	88	76	17.44	2.75	23
		10	08	5.6	1014.7	83	78	31.1	81	86	75	86	75	4.39	1.36	12
		11	08	5.3	1014.6	83	78	30.1	77	86	76	86	76	7.04	3.12	15
		12	08	5.5	1015.1	81	77	29.1	80	84	73	84	73			
	YEAR			5.2	1014.4	82	77	29.1								

	1961	06	14	6.0	1015.7	84	78	30.9	78	78	78	78	5.51	1.03	22	
		07	14	5.9	1015.4	84	80	32.7	82	73	83	73	3.63	.52	13	
		08	14	5.7	1014.8	85	80	33.6	82	73	83	73	3.06	.70	14	
		09	14	5.7	1014.2	86	81	33.6	81	74	84	74	1.90	.62	8	
		10	14	5.9	1013.9	84	80	32.8	82	76	85	76	2.59	.45	13	
		11	14	5.4	1013.2	85	80	32.5	79	76	86	71	10.97	1.45	22	
		12	14	6.0	1014.0	83	78	30.4	79	76	86	71	12.51	2.05	26	
		01	08	5.3	1016.0	80	75	27.0	79	85	76	85	76	14.82	2.84	26
		02	08	5.3	1016.7	80	74	26.6	78	85	76	85	76	5.38	1.91	18
		03	08	4.8	1015.6	80	74	26.5	77	83	75	83	75	19.43	2.58	25
		04	08	4.4	1015.5	81	76	28.1	78	84	74	84	74	11.49	1.65	19
		05	08	4.6	1016.1	81	76	26.8	79	85	76	86	71	7.72	1.70	24
06	08	4.8	1015.9	81	77	29.6	83	85	76	85	76	99.01	2.84	232		
07	08	5.0	1015.6	82	78	30.7	83	85	75	85	75					
08	08	4.4	1015.4	83	78	31.1	82	86	75	86	75					
09	08	4.5	1014.8	84	79	32.0	78	87	75	87	75					
10	08	4.9	1013.7	82	78	31.2	82	85	75	85	75					
11	08	5.1	1013.8	82	78	31.2	83	86	75	86	75					
12	08	4.4	1015.5	81	76	29.1	80	84	74	84	74					
	YEAR			4.8	1015.4	81	77	29.2	80	85	75					

STATION	YEAR	MONTH	HOUR	MEAN				TEMPERATURE AND HUMIDITY							RAINFALL (INS)			TOTAL SUNSHINE DURATION hrs.
				WIND SPEED MIS.	CLOUD AMT. (EIGHTS)	PRESSURE REDUCED TO M.S.L. mb	DRY BULB °F	WET BULB °F	VAR. PRESS. mb	MEAN			EXTREME		TOTAL	MOST IN A DAY	NO. OF DAYS WITH	
										REL. HUM. %	MAX. °F	MIN. °F	MAX. °F	MIN. °F				

**KINGSTOWN 1961  
MET EXPT  
STATION**

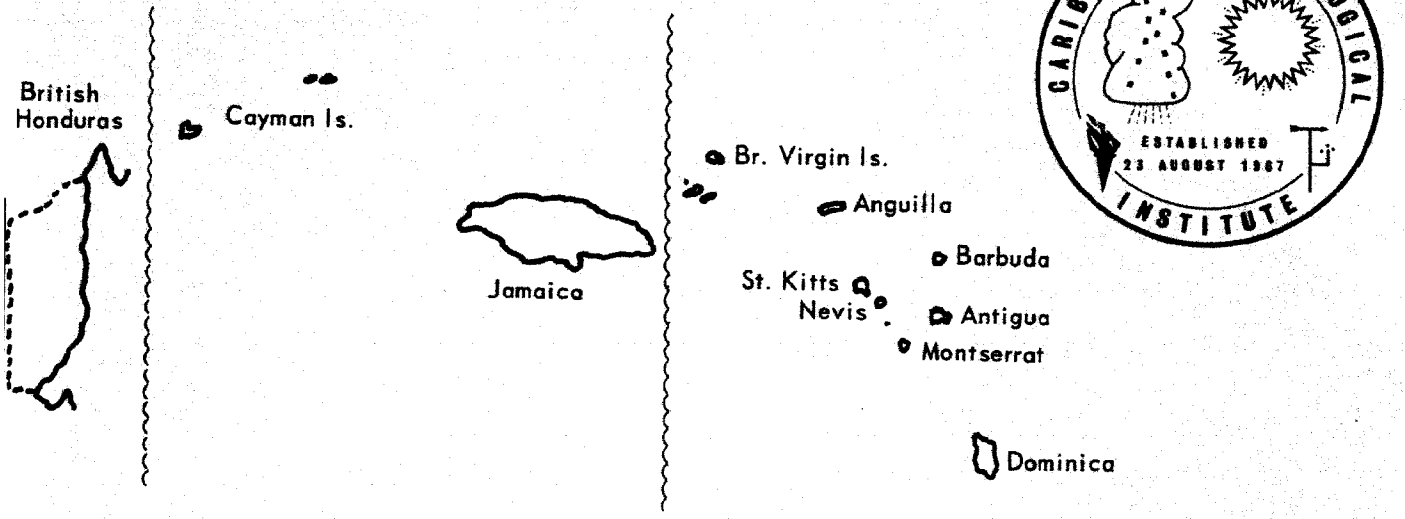

01	14	4.8	1014.9	82	77	30.0	81
02	14	5.4	1015.8	82	77	28.8	78
03	14	5.2	1015.2	82	76	28.8	78
04	14	5.1	1014.8	83	77	29.7	77
05	14	5.5	1015.6	83	78	30.1	78
06	14	5.9	1015.5	83	79	31.5	82
07	14	5.4	1015.1	84	80	33.0	83
08	14	5.3	1015.0	85	80	33.5	82
09	14	4.7	1014.1	85	81	33.5	81
10	14	5.5	1013.2	83	79	32.0	82
11	14	5.4	1013.0	84	80	32.6	82
12	14	4.7	1014.8	83	79	31.3	80
YEAR		5.2	1014.8	83	79	31.2	80

**1962**

01	08	4.3	1016.1	80	75		80	83	73	69	6.78	1.10	20
02	08	4.1	1016.0	79	74		78	83	73	69	2.71	.82	16
03	08	4.6	1015.8	80	75		77	85	73	68	1.44	.53	11
04	08	3.8	1015.9	81	76		77	85	75	87	2.13	.35	14
05	08	4.7	1015.3	83	78		78	87	76	73	5.63	4.11	9
06	08	5.1	1015.9	82	77		77	85	76	71	13.67	2.00	23
01	14	4.2	1015.6	82	78		81						
02	14	4.7	1015.5	82	77		79						
03	14	4.6	1015.1	83	78		78						
04	14	4.6	1015.1	83	78		78						
05	14	5.1	1014.8	85	80		79						
06	14	5.6	1015.3	84	79		77						



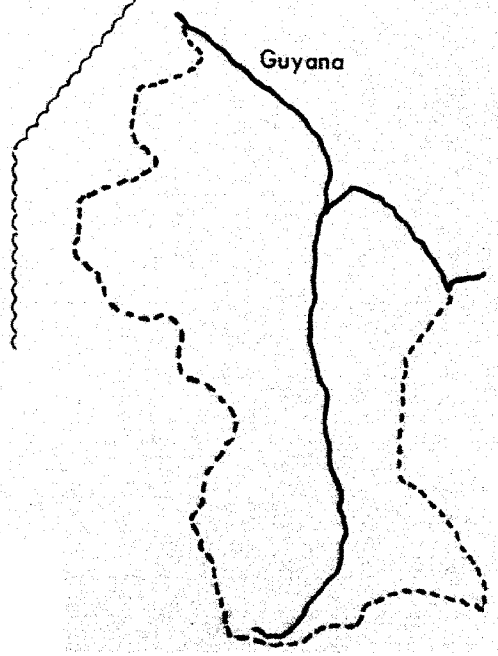
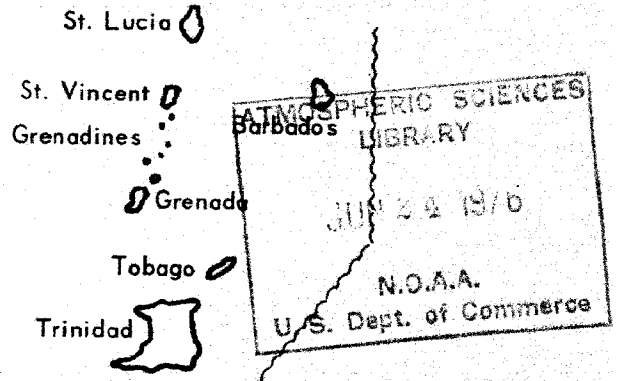
A  
QC  
987  
0307



Monthly

Weather

Summary



SPECIAL ISSUE  
NO. 1 - PART B

MONTHLY WEATHER SUMMARY

Prepared and published by the  
Caribbean Meteorological Institute  
Husbands, St. James, Barbados, W.I.

SPECIAL ISSUE  
NO. 1 - PART B

MONTHLY WEATHER SUMMARY

SPECIAL ISSUE NO. 1 PARTS A-C

PART B

DOMINICA  
MONTSERRAT

## PREFACE

This publication, which is divided into three parts, is a Special issue of the C.M.I. Monthly Weather Summary, and contains data, for years prior to those years already published in the Monthly Weather Summaries, for selected stations in the region covered by the Caribbean Meteorological Organisation. At least one station has been selected from each of the Lesser Developed Countries of the C.M.O., and all the data from that station/s held at the Institute and not yet published have been included in this issue.

Part A of this publication contains data from Grenada, Saint Vincent and Saint Lucia; Part B contains data from Dominica and Montserrat and Part C contains data from Antigua, Saint Kitts-Nevis-Anguilla, British Virgin Islands and the Cayman Islands.

The work in carrying out the collection, quality checking, reduction to punch cards, analysis and publication of these data has been made possible through a grant of funds by the Organisation of American States to the Caribbean Meteorological Institute for this purpose. This work was carried out under the direction of the Climatologist by personnel of the Caribbean Meteorological Institute and two persons specially recruited for this purpose and paid from the funds supplied by the OAS.

---

The grant of these funds by the Organisation of American States through its Regional Scientific and Technological Development Program is sincerely appreciated and gratefully acknowledged

COUNTRY

DOMINICA

LOCAL STANDARD TIME

GREENWICH MEAN TIME MINUS 4 HOURS

STATION

BOTANIC GARDENS

LATITUDE

15° 18' NORTH

LONGITUDE

61° 23' WEST

ALTITUDE

60 FEET

PERIOD OF RECORD

1921 - 1927; 1929 - 1939;  
1945 - 1965

STATION	YEAR	MONTH	HOUR	MEAN				TEMPERATURE AND HUMIDITY							RAINFALL (INS)		TOTAL SUNSHINE DURATION (HRS)
				WIND SPEED (M.P.H.)	CLOUD AMT. (PERCENT)	PRESSURE TO M.S.L. (INS)	DRY BULB (°C)	WET BULB (°C)	VAR. PRESS. (°C)	MEAN			EXTREME		TOTAL	NO. OF DAYS WITH	
										REL. HUM. (%)	MAX. (°C)	MIN. (°C)	MAX. (%)	MIN. (%)			

**BOTANIC GARDENS**

1921	01	09	78	75	85	68	88	55	6.82	1.40	17
	02	09	78	72	67	68	91	64	1.02	.16	11
	03	09	77	72	66	68	90	66	4.48	.70	18
	04	09	79	68	85	68	91	65	3.00	.80	15
	05	09	82	62	91	71	94	65	1.52	.14	9
	06	09	84	63	92	72	94	70	1.86	.30	15
	07	09	82	72	89	72	95	68	11.10	2.16	25
	08	09	82	71	80	72	92	70	9.30	2.16	21
	09	09	83	71	90	73	94	70	6.28	1.58	18
	10	09	82	78	89	73	93	71	9.43	1.45	27
	11	09	83	71	89	71	93	69	2.34	.40	16
	12	09	79	74	89	70	92	66	4.22	1.48	17
YEAR			81	71	89	71	95	64	51.72	2.18	209

01	15	79	66								
02	15	60	66								
03	15	60	63								
04	15	61	61								
05	15	64	55								
06	15	85	52								
07	15	83	66								
08	15	84	64								
09	15	84	69								
10	15	82	71								
11	15	82	70								
12	15	81	67								
YEAR		92	64								

**1922**

01	09	78	73	88	68	91	65	6.10	1.68	19
02	09	76	30	86	69	89	63	4.30	.84	19
03	09	77	74	85	69	90	65	2.80	.54	17
04	09	81	67	89	70	93	67	2.26	.30	18
05	09	84	60	91	70	92	67	2.54	.30	18
06	09	82	68	89	72	93	69	7.13	2.28	24
07	09	82	75	86	73	93	69	6.28	1.58	17
08	09	81	77	86	72	91	70	9.26	1.80	24
09	09	81	60	89	73	92	69	10.68	1.90	23
10	09	82	75	91	72	94	70	2.20	.68	10
11	09	80	71	91	70	94	67	3.00	1.20	10
12	09	77	77	88	69	91	65	6.30	1.54	23
YEAR		80	73	88	71	94	65	63.24	2.28	196

STATION	YEAR	MONTH	HOUR	MEAN			TEMPERATURE AND HUMIDITY						RAINFALL (INCH)		NO. OF DAYS WITH	TOTAL	MOST IN A DAY	NO. OF DAYS WITH	TOTAL	NOTE	
				WIND SPEED (M.P.H.)	CLOUD AMT. (EIGHTS)	PRESSURE (M.S.L. INCHES)	DRY BULB (°F)	WET BULB (°F)	VAR. (°F)	MEAN		EXTREME		TOTAL							NO. OF DAYS WITH
										REL. HUM. (%)	FEL. HUM. (%)	MAX. (%)	MIN. (%)								

**BOTANIC GARDENS**

**1922**

01	15	80	65	77	66	91	62	2.92	15			
02	15	80	66	70	67	90	62	3.20	15			
03	15	80	63	71	66	93	62	3.49	14			
04	15	83	59	68	68	92	63	3.17	15			
05	15	84	56	67	70	97	65	1.15	2			
06	15	84	62	67	71	94	68	4.19	20			
07	15	84	63	68	72	92	70	2.26	25			
08	15	84	65	69	72	91	70	11.44	22			
09	15	83	73	70	72	93	70	4.28	16			
10	15	84	66	74	72	93	69	2.84	17			
11	15	82	68	68	71	94	67	1.06	8			
12	15	80	64	71	66	92	65	1.32	12			
YEAR				82	64	89	70	97	62	54.40	2.96	182

**1923**

01	09	75	77	67	66	91	62	2.92	15			
02	09	77	70	67	67	90	62	3.20	15			
03	09	76	71	66	68	93	62	3.49	14			
04	09	78	68	67	68	92	63	3.17	15			
05	09	74	67	68	70	97	65	1.15	2			
06	09	82	67	71	71	94	68	4.19	20			
07	09	91	70	68	72	92	70	2.26	25			
08	09	82	70	69	72	91	70	11.44	22			
09	09	82	71	69	72	93	70	4.28	16			
10	09	82	74	69	72	93	69	2.84	17			
11	09	82	68	68	71	94	67	1.06	8			
12	09	80	71	66	70	92	65	1.32	12			
YEAR				80	69	89	70	97	62	54.40	2.96	182

01	15	79	69	69	67	92	65	1.32	12			
02	15	80	69	70	67	90	62	3.20	15			
03	15	81	67	71	66	93	62	3.49	14			
04	15	81	67	68	68	92	63	3.17	15			
05	15	85	61	67	70	97	65	1.15	2			
06	15	85	58	67	71	94	68	4.19	20			
07	15	84	64	68	72	92	70	2.26	25			
08	15	81	62	69	72	91	70	11.44	22			
09	15	84	66	74	72	93	69	2.84	17			
10	15	84	68	68	71	94	67	1.06	8			
11	15	83	64	71	66	92	65	1.32	12			
12	15	81	67	71	66	92	65	1.32	12			
YEAR				83	67	87	67	92	65	54.40	2.96	182

STATION	YEAR	MONTH	HOUR	MEAN			TEMPERATURE AND HUMIDITY						WIND RELATIVE		DSTINE				
				WIND SPEED MS.	CLOUD AMT. (English)	PRESSURE REDUCED TO M.S.L. (mg)	WET BULB (F)	WET BULB (C)	VAR. PRES. (mm)	WIND DIR.	REL. HUM. (%)	MAX. REL. HUM. (%)	MIN. REL. HUM. (%)	EXTREME		TOTAL	MOST IN A DAY	NO. OF DAYS WITH	DURATION (hrs)

**BOTANIC GARDENS**

YEAR	MONTH	HOUR	WIND SPEED MS.	CLOUD AMT. (English)	PRESSURE REDUCED TO M.S.L. (mg)	WET BULB (F)	WET BULB (C)	VAR. PRES. (mm)	WIND DIR.	REL. HUM. (%)	MAX. REL. HUM. (%)	MIN. REL. HUM. (%)	EXTREME	TOTAL	MOST IN A DAY	NO. OF DAYS WITH	DURATION (hrs)
1924	01	09			30.070	74				77	86	58	89	64	6.28	1.24	20
	02	09			30.070	74				71	89	68	93	63	1.90	4.54	14
	03	09			30.020	77				61	93	68	96	65	4.66	4.52	3
	04	09			30.010	78				61	93	69	97	66	1.46	4.50	6
	05	09			29.940	78				58	93	72	98	70	3.19	1.20	15
	06	09			29.950	75				66	91	71	96	69	4.20	4.56	21
	07	09			29.960	78				73	89	73	91	70	13.54	2.04	20
	08	09			29.920	79				76	88	73	93	70	11.28	1.96	19
	09	09			29.920	79				72	90	72	94	71	4.88	1.20	17
	10	09			29.830	79				75	91	73	94	70	10.98	3.60	16
	11	09			29.860	79				76	90	71	94	68	16.86	1.22	18
	12	09			29.970	75				75	87	69	90	58	13.25	1.90	23
YEAR					29.866	77				71	90	71	93	63	9.16	3.60	194

01	15					76				73							
02	15					77				58							
03	15					79				58							
04	15					77				56							
05	15					83				56							
06	15					80				61							
07	15					80				67							
08	15					81				68							
09	15					80				70							
10	15					81				69							
11	15					77				70							
12	15					73				64							
YEAR						79				64							

**1925**

01	09				30.020	75				78	55	68	88	67	7.89	2.50	21
02	09				29.980	76				75	87	67	90	64	1.95	4.50	11
03	09				29.940	76				71	97	68	91	63	3.59	2.13	11
04	09				29.920	82				59	92	70	93	67	1.41	3.10	9
05	09				30.050	81				67	92	71	96	66	2.78	1.00	16
06	09				29.980	82				67	90	71	94	69	5.60	1.20	24
07	09				29.980	81				76	90	74	93	69	6.23	1.13	24
08	09				29.950	81				73	90	76	94	70	13.08	1.84	26
09	09				29.970	81				76	91	74	95	70	11.12	1.30	22
10	09				29.920	81				75	91	72	96	69	12.55	4.00	19
11	09				29.910	80				77	90	71	96	69	9.60	1.84	20
12	09				29.960	78				70	89	68	92	68	2.02	1.40	9
YEAR					29.963	80				72	93	70	93	67	79.13	3.65	227



STATION	YEAR	MONTH	HOUR	WEATHER			TEMPERATURE AND HUMIDITY								RAINFALL (IN)		TOTAL SUNSHINE DURATION HRS.	
				WIND SPEED M.P.H.	CLOUD AMT. (EIGHTHS)	PRESSURE REDUCED TO M.S.L. INCH	DRY BULB TEMP. °F.	WET BULB TEMP. °F.	VAR. PRESS. °F.	MEAN		REL. HUM. %	EXTREME		TOTAL	IN A DAY		MOST HEAT DAYS WITH
										MAX. °F.	MIN. °F.		MAX. °F.	MIN. °F.				

BOTANIC GARDENS

1925	01	15				77						66					
	02	15				80						62					
	03	15				80						63					
	04	15				84						55					
	05	15				85						51					
	06	15				84						58					
	07	15				83						63					
	08	15				83						67					
	09	15				84						65					
	10	15				82						70					
	11	15				81						71					
	12	15				81						67					
						82						63					

YEAR

1926

	01	09				78						73	87	69	90	64	3.68	.65	25
	02	09				77						71	87	69	91	66	2.46	.42	14
	03	09				79						64	90	69	95	65	.94	.22	9
	04	09				80						74	90	70	94	67	2.77	.54	18
	05	09				83						61	93	73	96	69	2.24	.66	13
	06	09				82						68	91	73	95	69	5.76	1.20	21
	07	09				83						66	92	73	95	70	10.14	5.40	17
	08	09				82						71	91	73	95	71	10.10	2.36	19
	09	09				84						69	92	73	91	72	1.12	1.54	19
	10	09				83						67	91	74	95	69	5.66	1.59	20
	11	09				82						71	88	72	93	70	7.53	2.50	15
	12	09				77						74	87	69	89	67	3.75	.74	19
						81						69	90	72	96	61	59.36	5.40	209

YEAR

01	15					80						63							
02	15					81						57							
03	15					82						57							
04	15					82						57							
05	15					85						52							
06	15					84						57							
07	15					85						66							
08	15					85						61							
09	15					86						65							
10	15					84						63							
11	15					82						72							
12	15					81						61							
						83						61							

YEAR

STATION	YEAR	MONTH	HOUR	MEAN				TEMPERATURE AND HUMIDITY						GAINFULNESS		TOTAL SUNSHINE DURATION IN HRS.	
				WIND SPEED M.P.H.	CLOUD AMT. (eighths)	PRESSURE REDUCED TO M.S.L. ins.	DRY BULB OF	MEAN			EXTREME			TOTAL IN A DAY	MOST IN A DAY		NUMBER OF DAYS WITH
								REL. HUM. %	MAX. °F.	MIN. °F.	MAX. °F.	MIN. °F.					

**BOTANIC GARDENS**

1927	01	09	29.980	75	77	83	68	89	64	5.50	.91	23
	02	09	29.990	76	67	87	67	89	65	4.50	.55	24
	03	09	29.970	80	64	88	68	90	64	5.37	2.00	18
	04	09	29.910	81	65	82	71	92	67	4.67	.98	22
	05	09	29.970	83	64	90	71	94	68	6.68	4.80	22
	06	09	29.990	73	67	90	71	92	70	15.00	2.45	20
	07	09	20.080	84	63	91	71	93	70	9.61	1.08	26
	08	09	29.940	82	59	92	72	95	71	4.50	1.69	19
	09	09	29.870	85	73	94	73	94	72	6.20	.70	26
	10	09	29.860	82	72	93	71	94	69	8.84	1.55	24
	11	09	29.860	81	73	87	72	91	69	8.70	1.85	27
	12	09	29.900	78	72	86	70	90	65	1.37	.25	14
YEAR			29.943	80	71	89	70	95	64	30.95	4.80	264

	01	15		78	65							
	02	15		79	59							
	03	15		86	59							
	04	15		81	63							
	05	15		82	60							
	06	15		83	58							
	07	15		84	63							
	08	15		84	79							
	09	15		84	69							
	10	15		83	71							
	11	15		81	70							
	12	15		81	65							
YEAR				82	65							

**1929**

	01	09	29.960	76	75	84	75	87	65	5.18	.67	22
	02	09	29.980	75	73	86	67	87	62	3.13	.50	19
	03	09	29.970	76	68	85	67	89	65	7.56	2.70	19
	04	09	29.970	80	60	88	69	91	66	1.27	.66	9
	05	09	29.970	81	62	88	71	91	64	2.80	.59	22
	06	09	29.990	82	66	90	72	95	70	10.87	1.73	23
	07	09	29.980	80	72	88	72	90	70	13.13	3.21	27
	08	09	29.940	80	75	88	72	90	70	12.55	1.86	28
	09	09	29.910	81	78	88	73	91	71	5.63	1.10	19
	10	09	29.880	81	83	89	73	91	70	12.19	5.70	21
	11	09	29.880	79	78	85	72	89	69	14.39	2.80	25
	12	09	29.950	76	78	82	59	86	65	6.48	1.35	28
YEAR			29.950	79	73	87	71	95	62	96.98	9.70	262

STATION	YEAR	MONTH	HOUR	MEAN				TEMPERATURE AND HUMIDITY								RAIN FALL (IN)			TOTAL SUNSHINE DURATION hrs
				WIND SPEED M.P.H.	CLOUD AMT. (C. 215)	PRESSURE REDUCED TO M.S.L. IN.	MEAN			EXTREME				TOTAL	MOST IN A DAY	NO. OF DAYS WITH			
							REL. HUM. %	WET BULB PRESS.	DRY BULB PRESS.	MAX. %	MIN. %	MAX. °	MIN. °						

**BOTANIC GARDENS**

**1929**

01	15	78	68	84	65	10.65	2.51	24		
02	15	79	63	86	65	2.07	1.40	20		
03	15	79	65	89	63	3.89	2.09	11		
04	15	82	57	90	67	5.01	2.37	14		
05	15	83	59	90	70	2.21	1.78	16		
06	15	83	64	91	70	7.32	1.48	24		
07	15	83	62	91	70	7.90	1.21	26		
08	15	82	67	92	70	6.76	1.08	19		
09	15	84	67	95	71	4.93	1.35	25		
10	15	82	93	95	70	3.13	1.61	25		
11	15	79	78	91	73	5.61	2.20	16		
12	15	78	67	93	69	3.66	1.70	23		
YEAR		81	68	88	71	95	65	72.79	4.95	240

**1930**

01	09	75	72	81	68	84	65	10.65	2.51	24
02	09	75	72	83	67	86	65	2.07	1.40	20
03	09	78	68	87	65	89	63	3.89	2.09	11
04	09	79	65	88	70	90	67	5.01	2.37	14
05	09	81	68	88	72	90	70	2.21	1.78	16
06	09	82	61	88	73	91	70	7.32	1.48	24
07	09	81	72	88	72	91	69	7.90	1.21	26
08	09	81	75	88	73	92	70	6.76	1.08	19
09	09	84	66	92	73	95	71	4.93	1.35	25
10	09	86	67	92	73	95	70	3.13	1.61	25
11	09	84	67	91	73	95	69	5.61	2.20	16
12	09	81	73	90	71	93	69	3.66	1.70	23
YEAR		81	69	88	71	95	65	72.79	4.95	240

01	15	77	66	84	65	10.65	2.51	24		
02	15	78	62	86	65	2.07	1.40	20		
03	15	81	56	89	63	3.89	2.09	11		
04	15	81	61	90	67	5.01	2.37	14		
05	15	83	52	90	70	2.21	1.78	16		
06	15	84	60	91	70	7.32	1.48	24		
07	15	82	68	91	70	7.90	1.21	26		
08	15	85	67	92	70	6.76	1.08	19		
09	15	86	60	95	70	4.93	1.35	25		
10	15	86	61	95	70	3.13	1.61	25		
11	15	86	65	91	73	5.61	2.20	16		
12	15	83	63	93	69	3.66	1.70	23		
YEAR		83	62	88	71	95	65	72.79	4.95	240

STATION	YEAR	MONTH	HOUR	TEMPERATURE AND HUMIDITY										RAINFALL (IN)		TOTAL SUNSHINE DURATION HRS.
				MEAN				EXTREME				TOTAL	IN A DAY	NO. OF DAYS WITH		
				WIND SPEED (M.P.H.)	CLOUD AMT. (heights)	PRESSURE REDUCED TO M.S.L. (ins)	DRY BULB	WET BULB	VAP. PRESS.	REL. HUM. (%)	MAX.				MIN.	

**BOTANIC GARDENS**

1931											
01	09	29.960	79	83	68	91	65	1.47	.31	21	
02	09	29.930	80	88	69	93	66	1.05	.36	11	
03	09	29.950	84	92	70	95	67	.59	.42	7	
04	09	29.920	85	92	72	96	69	.51	.16	6	
05	09	29.920	86	94	75	97	71	1.70	.47	14	
06	09	29.960	83	90	75	94	72	9.96	1.63	20	
07	09	29.930	83	88	74	92	71	18.48	1.98	29	
08	09	29.950	82	77	89	74	93	71	17.44	29	
09	09	29.900	82	74	90	74	92	72	13.51	23	
10	09	29.900	82	79	89	73	92	71	9.71	21	
11	09	29.850	80	81	87	73	89	70	11.90	25	
12	09	29.950	78	80	84	70	86	67	7.56	26	
YEAR		29.928	82	71	89	72	97	65	93.87	5.40	230

01	15	63
02	15	52
03	15	57
04	15	60
05	15	60
06	15	65
07	15	72
08	15	72
09	15	69
10	15	71
11	15	66
12	15	75
YEAR		65

**1932**

01	09	29.960	77	84	69	86	67	5.47	.91	26	
02	09	29.980	79	86	68	89	65	1.57	.90	11	
03	09	29.940	81	90	72	94	69	1.56	.35	15	
04	09	29.920	83	91	73	95	70	2.33	.90	15	
05	09	29.960	84	91	73	94	71	5.07	1.51	17	
06	09	29.960	82	93	74	94	71	10.72	2.11	26	
07	09	29.970	80	79	88	73	91	72	8.05	.88	28
08	09	29.910	83	76	88	74	91	72	7.23	.95	23
09	09	29.990	84	73	90	75	93	72	6.13	2.15	19
10	09	29.910	82	78	89	74	93	72	6.72	1.11	19
11	09	29.860	80	80	85	73	89	69	13.83	4.34	21
12	09	29.920	78	77	85	70	87	66	5.21	.68	20
YEAR		29.932	81	73	86	72	95	65	73.89	4.34	240

STATION	YEAR	MONTH	HOUR	MEAN			TEMPERATURE AND HUMIDITY						RAIN FALL (INS)			TOTAL SUNSHINE DURATION hrs.
				WIND SPEED MS. (mph)	CLOUD AMT	PRESSURE REDUCED TO M.S.L. (INS)	DRY BULB °F	WET BULB °F	VAPOR PRESS.	REL. HUM. %	MAX. °F	MIN. °F	EXTREME MAX. °F	EXTREME MIN. °F	TOTAL IN. A DAY	

**BOTANIC GARDENS**

1932

01	15	80	72	81	82	69	36	66	7*30	*65	23	
02	15	82	67	76	83	67	86	64	2*13	*46	15	
03	15	84	62	64	87	70	90	66	2*37	*43	15	
04	15	85	62	62	96	71	92	67	2*05	*90	17	
05	15	86	64	68	90	73	94	70	2*26	*42	17	
06	15	82	71	68	90	73	96	71	7*06	3*76	16	
07	15	84	70	74	88	74	92	72	12*30	2*19	27	
08	15	86	70	74	89	74	91	72	7*94	2*08	20	
09	15	87	69	75	87	74	92	70	11*51	1*43	26	
10	15	83	80	71	87	73	90	71	9*26	2*94	21	
11	15	75	75	80	84	72	90	70	11*04	1*62	29	
12	15	81	67	72	83	70	87	68	7*05	1*00	24	
				59	73	87	72	96	64	82*22	3*76	250
YEAR				59	73	87	72	96	64	82*22	3*76	250

1933

01	09	75	81	81	82	69	36	66	7*30	*65	23	
02	09	75	76	76	83	67	86	64	2*13	*46	15	
03	09	79	64	64	87	70	90	66	2*37	*43	15	
04	09	82	62	62	96	71	92	67	2*05	*90	17	
05	09	83	68	68	90	73	94	70	2*26	*42	17	
06	09	84	68	68	90	73	96	71	7*06	3*76	16	
07	09	82	74	74	88	74	92	72	12*30	2*19	27	
08	09	82	74	74	89	74	91	72	7*94	2*08	20	
09	09	81	75	75	87	74	92	70	11*51	1*43	26	
10	09	82	71	71	87	73	90	71	9*26	2*94	21	
11	09	79	80	80	84	72	90	70	11*04	1*62	29	
12	09	77	72	72	83	70	87	68	7*05	1*00	24	
				58	73	87	72	96	64	82*22	3*76	250
YEAR				58	73	87	72	96	64	82*22	3*76	250

01 15  
02 15  
03 15  
04 15  
05 15  
06 15  
07 15  
08 15  
09 15  
10 15  
11 15  
12

YEAR

STATION	YEAR	MONTH	HOUR	MEAN			TEMPERATURE AND HUMIDITY					RAIN FALL (IN)		TOTAL	HOURS OF MOST IN A DAY	DAYS WITH	DURATION (HRS)
				WIND SPEED (M.P.H.)	CLOUD AMT. (TENTHS)	PRESSURE REDUCED TO M.S.L. (IN.)	DRY BULB (°F)	WET BULB (°F)	VAR. PRESS. (°F)	MEAN REL. HUM. (%)	MAX. (%)	MIN. (%)	EXTREME MAX. (°F)				

**BOTANIC GARDENS**

YEAR	MONTH	HOUR	WIND SPEED (M.P.H.)	CLOUD AMT. (TENTHS)	PRESSURE REDUCED TO M.S.L. (IN.)	DRY BULB (°F)	WET BULB (°F)	VAR. PRESS. (°F)	MEAN REL. HUM. (%)	MAX. (%)	MIN. (%)	EXTREME MAX. (°F)	EXTREME MIN. (°F)	TOTAL	HOURS OF MOST IN A DAY	DAYS WITH	DURATION (HRS)
1934	01	09			29.955	75			74	82	68	85	65	4.81	65	26	
	02	09			30.020	75			72	84	67	88	65	1.70	38	14	
	03	09			29.980	76			70	84	67	88	65	3.36	44	23	
	04	09			29.990	80			67	86	70	92	66	2.91	91	11	
	05	09			29.970	81			66	88	71	92	69	2.82	83	19	
	06	09			29.970	84			61	91	73	94	71	2.59	56	17	
	07	09			29.975	82			71	90	73	92	70	9.34	55	24	
	09	09			29.965	82			76	87	73	90	71	7.61	40	25	
	09	09			29.915	82			72	88	73	91	70	4.09	44	19	
	10	09			29.915	82			72	89	72	93	70	3.29	55	22	
	11	09			29.895	81			72	86	72	90	70	5.58	40	24	
	12	09			29.960	77			76	84	70	85	67	9.46	55	25	
	YEAR				29.950	80			71	87	71	94	65	59.36	55	247	

01	15					60			63								
02	15					79			60								
03	15					81			56								
04	15					82			61								
05	15					83			62								
06	15					84			64								
07	15					83			70								
08	15					85			73								
09	15					86			64								
10	15					86			61								
11	15					83			69								
12	15					81			62								
YEAR						83			64								

**1935**

01	09				29.955	77			75	83	69	86	63	2.37	66	12	
02	09				29.990	77			73	85	69	87	66	1.59	25	17	
03	09				29.995	76			77	83	68	81	66	6.90	41	20	
04	09				29.955	80			69	87	69	91	67	1.45	41	13	
05	09				29.945	82			71	86	72	90	69	4.27	92	21	
06	09				29.965	83			70	88	72	89	71	5.04	29	19	
07	09				29.955	82			75	88	72	90	71	13.47	14	24	
08	09				29.945	82			79	87	72	90	68	8.87	10	24	
09	09				29.915	83			77	88	67	89	65	12.93	16	26	
10	09				29.895	83			76	88	67	89	65	5.43	10	18	
11	09				29.875	82			80	87	67	90	64	3.23	88	13	
12	09				29.950	79			78	85	65	88	62	6.24	30	25	
YEAR					29.949	81			75	86		91	62	71.95	36	232	

STATION	YEAR	MONTH	HOUR	MEAN				TEMPERATURE AND HUMIDITY								RAINFALL (INCH)		TOTAL SUNSHINE DURATION hrs.
				WIND SPEED M.P.H.	CLOUD AMT. (eighths)	PRESSURE REDUCED TO M.S.L. INCHES	DRY BULB PRESS. °F	WET BULB PRESS. °F	MEAN		REL. HUM. %	MAX. °F		MIN. °F		TOTAL	MOST IN A DAY	
									REL. HUM. %	MAX. °F		MIN. °F	MAX. °F	MIN. °F				

**BOTANIC GARDENS**

1935	01	15	81	62	60	62	74	83	83	85	80	85	80	3.46	1.11	19
	02	15	82	60	59	69	84	84	86	51	86	51	2.50	1.64	14	
	03	15	82	59	73	73	86	84	83	51	82	51	1.82	1.21	10	
	04	15	85	62	69	69	86	86	82	63	82	63	3.04	1.51	17	
	05	15	85	65	71	69	89	89	82	63	82	63	2.24	1.49	18	
	06	15	85	63	73	73	85	85	92	69	92	69	6.17	1.06	24	
	07	15	86	67	76	76	87	87	90	66	90	66	18.48	1.30	24	
	08	15	86	71	75	75	87	87	90	67	90	67	10.38	1.58	23	
	09	15	86	68	77	75	89	89	91	63	91	63	11.14	2.12	25	
	10	15	86	77	79	79	87	87	90	66	90	66	7.65	1.45	26	
	11	15	86	75	80	80	87	87	89	67	89	67	12.14	2.25	25	
	12	15	83	72	78	78	85	85	87	63	87	63	10.24	3.27	19	
YEAR			84	67	67	74	87	87	92	60	92	60	89.26	5.27	244	
1936	01	15	81	64	61	64	84	84	86	61	86	61	1.84	1.11	19	
	02	15	81	61	61	69	84	84	86	61	86	61	1.84	1.11	19	
	03	15	84	63	63	69	84	84	86	61	86	61	1.84	1.11	19	
	04	15	84	63	63	69	84	84	86	61	86	61	1.84	1.11	19	
	05	15	86	69	69	73	85	85	92	69	92	69	6.17	1.06	24	
	06	15	87	64	64	76	87	87	90	66	90	66	18.48	1.30	24	
	07	15	85	67	67	76	87	87	90	66	90	66	18.48	1.30	24	
	08	15	85	73	73	75	87	87	90	67	90	67	10.38	1.58	23	
	09	15	86	68	68	75	89	89	91	63	91	63	11.14	2.12	25	
	10	15	86	79	79	79	87	87	90	66	90	66	7.65	1.45	26	
	11	15	85	80	80	80	87	87	89	67	89	67	12.14	2.25	25	
	12	15	83	83	83	78	85	85	87	63	87	63	10.24	3.27	19	
YEAR			80	67	67	74	87	87	92	60	92	60	89.26	5.27	244	

YEAR

STATION	YEAR	MONTH	HOUR	MEAN				TEMPERATURE AND HUMIDITY							RAINFALL (RS)		TOTAL SUNSHINE DURATION (RS)
				WIND SPEED (M.P.H.)	CLOUD AMT. (P.C.TS)	PRESSURE REDUCED TO M.S.L. (RS)	MEAN			EXTREME		TOTAL	MOST IN A DAY	NO. OF DAYS WITH			
							DRY BULB (°F)	WET BULB (°F)	VAP. PRESS. (RS)	REL. HUM. (%)	MAX. (°F)				MIN. (°F)		

1937

BOTANIC GARDENS

01	09	29.960	75	71	81	82	66	84	64	13.24	1.48	29
02	09	29.970	76	72	79	83	65	86	62	3.40	1.03	16
03	09	29.980	79	72	67	86	67	89	63	1.34	.39	11
04	09	29.960	81	74	74	86	68	89	65	2.61	.63	13
05	09	29.970	83	75	67	89	71	92	67	1.48	.51	10
06	09	29.975	83	77	73	89	73	91	69	6.57	1.52	20
07	09	29.965	83	77	72	89	72	91	69	5.60	.66	24
08	09	29.935	83	78	76	89	73	91	70	6.20	1.32	23
09	09	29.980	84	79	78	90	75	93	72	4.40	1.27	21
10	09	29.975	84	78	72	89	74	91	72	3.74	.86	16
11	09	29.955	83	77	76	88	73	91	70	2.85	.27	18
12	09	29.895	78	74	77	86	70	90	67	3.33	1.23	19
YEAR		29.935	81	75	74	87	71	93	62	74.86	6.27	219

01	15	30	73	69	69	83	58	86	65	6.73	1.24	24
02	15	22	76	64	64	83	67	86	62	1.43	.50	10
03	15	30	76	67	67	85	68	88	65	2.69	.77	20
04	15	33	76	67	67	86	69	89	65	1.72	.60	6
05	15	37	77	68	68	88	73	91	69	1.41	.40	15
06	15	37	79	68	68	89	72	90	71	13.56	3.35	23
07	15	37	80	69	69	89	72	89	70	13.44	3.70	28
08	15	38	80	69	69	89	73	91	71	27.92	6.32	28
09	15	38	80	69	69	89	73	91	71	10.77	3.50	18
10	15	38	79	69	69	89	73	91	71	4.48	1.47	12
11	15	38	78	68	68	88	71	89	68	12.34	2.70	19
12	15	34	76	63	63	86	71	88	60	6.14	1.08	22
YEAR		85	77	77	85	71	93	93	62	107.63	8.55	224

1938

01	09	29.960	76	71	77	83	58	86	65	6.73	1.24	24
02	09	29.985	76	71	71	83	67	86	62	1.43	.50	10
03	09	29.970	78	72	71	85	68	88	65	2.69	.77	20
04	09	29.940	81	73	64	86	69	89	65	1.72	.60	6
05	09	29.940	79	75	64	88	73	91	69	1.41	.40	15
06	09	29.935	81	76	74	89	72	89	70	13.56	3.35	23
07	09	29.970	81	76	73	89	72	89	70	13.44	3.70	28
08	09	29.955	83	78	74	88	73	91	71	27.92	6.32	28
09	09	29.910	83	77	74	89	73	91	71	10.77	3.50	18
10	09	29.870	83	78	75	89	73	92	70	4.48	1.47	12
11	09	29.860	80	76	81	86	71	89	68	12.34	2.70	19
12	09	29.875	78	74	78	85	71	88	60	6.14	1.08	22
YEAR		29.931	80	75	77	85	71	93	62	107.63	8.55	224





STATION	YEAR	MONTH	HOUR	MEAN		TEMPERATURE AND HUMIDITY							RAINFALL (INS)		TOTAL SUNSHINE DURATION HRS
				WIND SPEED KTS.	CLOUD AMT. (EIGHTHS)	PRESSURE REDUCED TO M.S.L. INS.	MEAN			EXTREME		TOTAL	NO. OF DAYS WITH		
							DRY BULB °F	WET BULB °F	VAP. PRESS. °F	REL. HUM. %	MAX. °F			MIN. °F	

**BOTANIC GARDENS**

1945

01	09			30.020	76	72	80	83	62	88	59	1.76	
02	09			30.020	75	72	83	83	62	86	61	9.14	
03	09			30.030	76	71	75	84	62	87	59	1.29	
04	09			29.990	80	73	67	67	64	90	62	1.11	
05	09			29.950	82	75	69	88	65	91	62	1.95	
06	09			29.950	82	76	68	89	67	92	67	6.21	
07	09			29.990	81	76	76	87	65	91	62	11.17	
08	09			29.940	82	77	78	88	57	90	66	9.05	
09	09			29.980	81	77	78	88	70	91	67	15.83	
10	09			29.910	81	76	74	88	72	90	70	10.90	
11	09			29.900	81	74	67	85	72	89	64	2.59	
12	09			29.920	81	73	64	85	71	88	68	4.53	
	YEAR			29.967	80	74	73	86	67	92	59	75.32	

1946

01	15			29.940	82	75	67						
02	15			29.950	81	74	67						
03	15			29.950	82	73	66						
04	15			29.920	84	74	69						
05	15			29.950	84	77	67						
06	15			29.910	85	77	67						
07	15			29.930	85	78	60						
08	15			29.900	84	78	70						
09	15			29.940	84	78	72						
10	15			29.930	84	77	64						
11	15			29.960	83	75	64						
12	15			29.900	85	74	60						
	YEAR			29.910	84	76	67						

1946

01	09			29.980	76	72	76	83	69	67	64	6.12	
02	09			30.020	85	70	75	81	67	85	65	5.80	
03	09			30.010	79	73	75	84	67	88	65	1.47	
04	09			30.000	80	75	76	87	69	90	67	3.03	
05	09			30.000	81	78	85	90	72	95	69	3.19	
06	09			30.050	81	75	89	90	72	94	70	7.04	
07	09			30.010	81	76	73	87	73	90	69	6.15	
08	09			29.950	81	77	73	89	72	90	72	9.44	
09	09			29.960	81	77	73	87	72	90	70	8.34	
10	09			29.930	83	76	71	88	72	91	70	4.40	
11	09			29.910	80	75	77	85	72	90	70	12.91	
12	09			29.920	76	74	63	85	72	89	68	4.54	
	YEAR			29.983	80	75	79	86	71	95	64	75.07	



STATION	YEAR	MONTH	HOUR	MEAN			TEMPERATURE AND HUMIDITY							WIND		MOIST.		TOT. SUNSHINE DURATION HRS.
				WIND SPEED M.P.H.	CLOUD AMT. (eighths)	PRESSURE REDUCED TO M.S.L. IN.	DRY BULB °F	WET BULB °F	VAR. PRESS.	MEAN		MAX. °F	MIN. °F	EXTREME MAX. °F	EXTREME MIN. °F	TOTAL IN DAY	NO. OF DAYS WITH	
										REL. HUM. %	HUM. °F							

**BOTANIC GARDENS**

1948	01	09		29.990	76	73					85	69			87	66	5.93	
	02	09		30.010	75	71			81		84	68			87	64	4.54	
	03	09		30.010	77	70			70		84	68			89	65	1.48	
	04	09		29.980	79	72			70		85	70			91	67	2.11	
	05	09		29.960	82	75			72		87	73			89	71	4.60	
	06	09		30.000	83	77			73		89	74			91	72	6.12	
	07	09		29.970	81	76			80		87	74			89	73	12.84	
	08	09		29.950	81	77			85		86	74			91	72	6.61	
	09	09		29.930	82	77			78		88	73			91	71	8.67	
	10	09		29.970	81	76			77		87	73			90	71	8.40	
	11	09		29.930	79	76			81		86	72			89	70	9.37	
	12	09		29.990	76	73			84		85	69			86	67	6.97	
YEAR				29.974	79	74					85	71			91	64	77.45	

	01	15		29.900	83	76			69									
	02	15		29.940	82	73			61									
	03	15		29.950	82	73			60									
	04	15		29.910	83	74			61									
	05	15		29.920	84	76			63									
	06	15		29.940	87	77			68									
	07	15		29.940	84	77			69									
	08	15		29.900	85	79			67									
	09	15		29.860	86	78			64									
	10	15		29.860	85	78			67									
	11	15		29.860	84	75			67									
	12	15		29.920	82	74			64									
YEAR				29.908	84	76			64									

1949

01	09			29.996	74	70			80								2.05	1.55	16
02	09			30.039	76	71			76		82	68					6.44	1.53	19
03	09			29.999	77	72			79		84	69					2.73	1.78	15
04	09			29.028	80	73			70			70					1.53	1.36	15
05	09			29.983	82	74			66			72					2.59	1.43	13
06	09			29.968	82	76			74			73					13.02	2.77	21
07	09			29.992	80	75			77			73					11.41	3.22	20
08	09			29.937	82	77			75		88	73					9.69	1.75	20
09	09			29.929	82	79			86		89	73					12.75	2.80	19
10	09			29.915	82	77			77			74					9.39	1.35	22
11	09			29.919	81	76			78			71					2.63	1.08	16
12	09			29.905	78	73			76			70					5.91	1.30	18
YEAR				29.967	80	74			76			71					79.95	4.60	214



STATION	YEAR	MONTH	HOUR	MEAN			TEMPERATURE AND HUMIDITY							RAINFALL (INS)			TOTAL SUNSHINE DURATION HRS
				WIND SPEED M.P.H.	CLOUD AMT. (heights)	PRESSURE REDUCED TO M.S.L. ins	MEAN			EXTREME		TOTAL	IN A DAY	NO. OF DAYS WITH			
							DRY BULB °F	WET BULB °F	VAP. PRESS. °F	REL. HUM. %	MAX. °F				MIN. °F		

**BOTANIC GARDENS**

1951	01	09	09	29.969	76	71	75	83	68	5.96	1.00	19
	02	09	09	29.966	78	72	72		69	2.92	1.00	12
	03	09	09	29.960	78	71	67		69	1.88	.72	8
	04	09	09	29.976	82	75	69		73	3.84	.95	16
	05	09	09	29.961	81	77	76		74	13.20	4.10	26
	06	09	09	29.905	82	76	73		77	5.94	1.58	23
	07	09	09	29.983	82	78	79		74	6.32	1.20	26
	08	09	09	29.944	83	78	76		74	10.56	2.05	25
	09	09	09	29.923	82	77	79		73	9.69	2.33	21
	10	09	09	29.931	82	77	78		73	4.70	1.91	21
	11	09	09	29.928	81	77	79		72	7.82	1.77	22
	12	09	09	29.978	79	75	78		72	6.14	1.10	20
YEAR				29.953	81	75	75		72	64.77	4.10	239

1951	01	15	15	29.985	80	73	69		69
	02	15	15	29.902	81	74	59		59
	03	15	15						
	04	15	15	29.879	85	76	64		64
	05	15	15						
	06	15	15	29.873					
	07	15	15	29.936	86	79	69		69
	08	15	15	29.883	87	80	60		60
	09	15	15	29.265	87	80	70		70
	10	15	15	29.867	86	79	71		71
	11	15	15	29.854	86	75	66		66
	12	15	15						

**1952**

1952	01	09	09	20.007	76	73	82		69	1.86	.49	17
	02	09	09	29.988	77	72	76		68	1.59	.83	14
	03	09	09	29.972	80	73	68		69	1.29	.50	8
	04	09	09	29.965	81	74	69		71	4.25	2.09	15
	05	09	09	29.967	83	77	72		73	4.31	.52	17
	06	09	09	20.000	84	77	71		72	5.66	2.69	20
	07	09	09	29.990	81	76	80		73	13.10	2.27	30
	08	09	09	29.965	83	78	79		75	19.83	1.85	27
	09	09	09	29.931	82	77	78		78	15.60	4.27	22
	10	09	09	29.839	83	78	76		76	8.13	1.40	22
	11	09	09	29.894	81	76	77		76	9.60	2.97	17
	12	05	05	20.956			85		71	1.91	.58	10
YEAR				29.965			75		73	81.22	4.27	219

STATION	YEAR	MONTH	HOUR	MEAN				TEMPERATURE AND HUMIDITY						RAINFALL (IN)			TOTAL SUNSHINE DURATION hrs	
				WIND SPEED (kts)	CLOUD AMT (eighths)	PRESSURE REDUCED TO M.S.L. (INS)	DRY BULB (°F)	WET BULB (°F)	VAR. PRESS.		MEAN		EXTREME		TOTAL	IN A DAY		NO. OF DAYS WITH
									REL. HUM. (%)	MAX. (°F)	MIN. (°F)	MAX. (°F)	MIN. (°F)	MAX. (°F)				

**BOTANIC GARDENS**

1952	01	15				29.929	82	75				71					
	02	15				29.927	83	75				60					
	03	15				29.925	85	75				65					
	04	15				29.914	86	77				70					
	05	15				29.912	87	78				68					
	06	15										71					
	07	15				29.955	85	79				64					
	08	15				29.924	87	79				72					
	09	15				29.884	86	79				72					
	10	15				29.889	86	78				64					
	11	15				29.857	84	78				66					
	12	15				29.882						64					

1953	01	09				30.026	77	72				77	84	73	96	71	3.97	1.30	17
	02	09				30.029	76	72				79	84	73	86	70	4.89	1.16	15
	03	09				30.005	77	73				80	84	74	86	72	4.11	1.00	13
	04	09				29.986	81	75				77	87	73	99	67	4.55	2.00	10
	05	09				29.979	82	76				71	87	71	69	69	7.29	2.32	17
	06	09				29.990	83	77				75	88	71	90	70	6.83	1.99	15
	07	09				29.992	81	77				83	87	73	70	70	16.32	4.70	25
	08	09				29.977	82	77				79	89	73	90	70	8.99	1.45	20
	09	09				29.935	82	78				81	89	74	91	71	14.37	3.00	30
	10	09				29.949	82	77				82	89	73	91	71	4.56	.67	18
	11	09				29.940	82	77				79	88	72	91	70	6.20	1.55	14
	12	09				29.966	78	73				80	85	69	66	66	7.23	1.10	24
	YEAR					29.961	80	75				79	87	72	66	66	89.87	4.70	208

1954	01	15				29.963	82	74				64							
	02	15				29.976	81	73				65							
	03	15				29.967	83	75				66							
	04	15				29.949	85	77				66							
	05	15				29.935	85	77				66							
	06	15				29.952	86	77				65							
	07	15				29.953	88	78				69							
	08	15				29.952	87	78				66							
	09	15				29.933	83	77				77							
	10	15				29.997	86	78				70							
	11	15				29.886	86	77				67							
	12	15				29.920	91	75				74							
	YEAR					29.937	84	76				69							

STATION	YEAR	MONTH	HOUR	MEAN				TEMPERATURE AND HUMIDITY								RAIN FALL (INS)			TOTAL SUNSHINE DURATION hrs
				WIND SPEED M.P.H.	CLOUD AMT. (EIGHTS)	PRESSURE REDUCED TO M.S.L. INS	MEAN				EXTREME				TOTAL	MOST IN A DAY	NO. OF DAYS WITH		
							DRY BULB °F	WET BULB °F	VAR. PRESS.	REL. HUM. %	MAX. °F	MIN. °F	MAX. °F	MIN. °F					

1954												
01	09	30.005	76	70	75	84	66	85	63	5.36	.90	16
02	09	29.996	77	71	74	84	66	85	63	2.57	.30	14
03	09	30.001	78	72	71	86	67	89	63	3.04	.80	9
04	09	29.992	80	72	68	88	68	91	67	4.49	1.25	12
05	09	29.971	82	74	69	91	70	94	68	2.64	.62	16
06	09	30.001	82	74	69	91	70	92	68	7.54	3.59	18
07	09	29.977	81	75	77	91	70	94	69	11.97	2.59	23
08	09	29.977	81	76	81	93	69	93	69	11.55	1.83	27
09	09	29.957	80	76	81	89	71	89	71	18.08	4.02	26
10	09	29.955	80	74	76	86	70	86	70	8.15	1.72	22
11	09	29.955	80	74	76	86	69	86	69	8.34	1.49	18
12	09	29.959	77	71	74	83	66	83	66	2.38	.80	11
YEAR		29.979	80	73	74	88	69	86.11	4.02	212		

1955												
01	15	29.971	81	74	69	84	68	86	69	1.84	.85	4
02	15	29.954	80	72	66	85	73	86	69	1.13	.38	7
03	15	29.963	82	73	64	87	75	89	70	1.86	.48	11
04	15	29.951	82	74	66	92	76	93	74	.87	.25	5
05	15	29.928	85	76	63	92	79	93	74	3.19	1.26	13
06	15	29.970	85	75	63	89	74	90	71	6.80	2.58	17
07	15	29.952	85	77	68	89	74	90	71	7.59	1.49	21
08	15	29.945	84	77	71	91	74	94	71	7.94	1.79	17
09	15	29.923	84	76	71	91	73	94	71	5.96	1.34	18
10	15	29.902	84	75	65	90	74	92	72	5.43	1.26	14
11	15	29.898	84	74	64	88	72	90	65	10.72	1.30	23
12	15	29.907	81	72	64	86	70	87	67	2.61	.41	16
YEAR		29.939	83	75	66	89	74	53.94	2.56	157		

1956												
01	09	29.989	77	70	70	84	68	84	68	1.84	.85	4
02	09	30.003	76	69	69	85	73	85	73	1.13	.38	7
03	09	29.977	78	69	61	87	75	89	70	1.86	.48	11
04	09	29.977	80	71	60	92	76	93	74	.87	.25	5
05	09	29.978	82	73	65	92	79	93	74	3.19	1.26	13
06	09		82	74	67	89	74	90	71	6.80	2.58	17
07	09		82	74	68	89	74	90	71	7.59	1.49	21
08	09		83	76	73	91	74	94	71	7.94	1.79	17
09	09		83	76	71	91	73	94	71	5.96	1.34	18
10	09		83	76	73	90	74	92	72	5.43	1.26	14
11	09		81	74	74	88	72	90	65	10.72	1.30	23
12	09		78	74	79	86	70	87	67	2.61	.41	16
YEAR			80	73	69	89	74	53.94	2.56	157		



STATION	YEAR	MONTH	HOUR	MEAN			TEMPERATURE AND HUMIDITY						RAINFALL (INS)			TOTAL SUNSHINE DURATION (INS)
				WIND SPEED (M.P.H.)	CLOUD AMT. (HEIGHT)	PRESSURE REDUCED TO M.S.L. (INS)	MEAN			EXTREME			TOTAL	MOST IN A DAY	NO. OF DAYS WITH	
							REL. HUM. (%)	DRY BULB (%)	WET BULB (%)	VAR. PRESS.	MAX. (%)	MIN. (%)				

**BOTANIC GARDENS**

1955	01	15		83	74	65	29.950	87	70	94	67	5.49	2.28	0
	02	15		81	71	60		84	69	88	66	6.24	1.40	16
	03	15		82	70	54		86	69	89	67	5.21	.86	18
	04	15		83	72	57		87	69	89	67	3.66	.69	20
	05	15		86	74	58		87	71	94	67	3.60	.65	15
	06	15		86	75	60		87	71	89	62	11.00	2.34	24
	07	15		86	75	61		88	72	92	59	8.01	1.62	26
	08	15		86	77	65		88	71	89	70	11.97	2.32	20
	09	15		86	77	67		89	71	89	70	4.44	1.04	20
	10	15		86	77	68		89	72	89	70	10.31	2.00	25
	11	15		85	76	65		87	69	88	67	9.42	1.90	21
	12	15		83	75	68		87	63	88	58	6.83	1.31	22
			YEAR	84	74	62		87	70	87	70	86.18	2.34	237

1956	01	09		77	71	77		87	70	94	67	5.49	2.28	0
	02	09		76	70	77		84	69	88	66	6.24	1.40	16
	03	09		77	71	73		86	69	89	67	5.21	.86	18
	04	09		79	74	79		87	69	89	67	3.66	.69	20
	05	09		80	74	74		87	71	94	67	3.60	.65	15
	06	09		80	74	73		87	71	89	62	11.00	2.34	24
	07	09		81	75	74		88	72	92	59	8.01	1.62	26
	08	09		81	75	75		88	71	89	70	11.97	2.32	20
	09	09		82	74	71		89	71	89	70	4.44	1.04	20
	10	09		81	75	72		89	72	89	70	10.31	2.00	25
	11	09		80	74	75		87	69	88	67	9.42	1.90	21
	12	09		77	73	82		87	63	88	58	6.83	1.31	22
			YEAR	79	73	75		87	70	87	70	86.18	2.34	237

01	15	82	74	66
02	15	82	74	70
03	15	83	73	63
04	15	81	73	71
05	15	82	75	73
06	15	84	75	66
07	15	84	76	65
08	15	84	76	66
09	15	84	76	67
10	15	85	76	64
11	15	82	75	69
12	15	83		
				YEAR

STATION	YEAR	MONTH	HOUR	TEMPERATURE AND HUMIDITY										RAINFALL (INS)		TOTAL SUNSHINE DURATION hrs
				MEAN				EXTREME				TOTAL	MOST IN A DAY	NO. OF DAYS WITH		
				WIND SPEED (kts)	CLOUD AMT. (heights)	PRESSURE REDUCED TO M.S.L.	DRY BULB °F	WET BULB °F	VAR. PRESS.	MEAN HUM. %	MAX. °F				MIN. °F	

STATION	YEAR	MONTH	HOUR	TEMPERATURE AND HUMIDITY										RAINFALL (INS)		TOTAL SUNSHINE DURATION hrs
				MEAN				EXTREME				TOTAL	MOST IN A DAY	NO. OF DAYS WITH		
				WIND SPEED (kts)	CLOUD AMT. (heights)	PRESSURE REDUCED TO M.S.L.	DRY BULB °F	WET BULB °F	VAR. PRESS.	MEAN HUM. %	MAX. °F				MIN. °F	
BOTANIC GARDENS	1957	01	09	76	71	78	84	65	61	5.97	1.15	23				
		02	09	76	70	71	83	67	64	2.74	.75	14				
		03	09	78	72	73	86	66	63	.40	.08	11				
		04	09	80	74	75	87	68	88	61	2.27	.61	10			
		05	09	82	73	65	89	71	91	67	1.05	.42	10			
		06	09	83	75	69	90	72	91	65	3.37	.55	23			
		07	09	81	75	75	88	73	90	66	16.15	3.14	20			
		08	09	81	76	77	90	73	91	71	8.38	2.10	17			
		09	09	83	76	74	91	73	93	70	5.44	1.65	13			
		10	09	82	76	74	90	73	93	71	13.04	4.00	10			
		11	09	80	75	78	88	71	88	68	18.18	4.70	18			
		12	09	79	75	78	86	68	86	67	7.62	3.62	16			
	YEAR			80	74	88	70	61	84.61	4.70	195					

01	15	82	74	65							
02	15	82	75	72							
03	15	83	75	69							
04	15	84	78	75							
05	15	85	77	67							
06	15	85	75	62							
07	15	84	76	69							
08	15	86	77	65							
09	15	86	77	64							
10	15	85	77	69							
11	15	84	77	71							
12	15	83	76								
	YEAR	84	76								

STATION	YEAR	MONTH	HOUR	TEMPERATURE AND HUMIDITY										RAINFALL (INS)		TOTAL SUNSHINE DURATION hrs
				MEAN				EXTREME				TOTAL	MOST IN A DAY	NO. OF DAYS WITH		
				WIND SPEED (kts)	CLOUD AMT. (heights)	PRESSURE REDUCED TO M.S.L.	DRY BULB °F	WET BULB °F	VAR. PRESS.	MEAN HUM. %	MAX. °F				MIN. °F	
BOTANIC GARDENS	1958	01	09	78	73	76	87	67	88	64	1.79	1.20	10			
		02	09	80	73	69	88	68	89	67	.13	.06	3			
		03	09	82	73	65	90	69	92	67	1.83	1.03	5			
		04	09	82	74	68	91	70	93	68	1.94	.62	10			
		05	09	82	76	73	91	72	92	69	6.01	1.02	18			
		06	09	83	77	74	91	72	92	69	13.23	2.21	26			
		07	09	82	76	76	92	71	94	69	14.79	1.62	28			
		08	09	81	77	81	90	72	92	69	10.18	3.00	28			
		09	09	83	78	79	90	71	91	69	12.27	3.20	22			
		10	09	81	75	76	89	70	91	69	12.20	6.04	27			
		11	09	80	75	77	87	70	88	68	5.50	1.02	23			
		12	09	78	74	76	85	68	85	68	5.51	1.15	25			
	YEAR	81	75	75	85	66	85	66	64	65.36	5.04	225				







STATION	YEAR	MONTH	HOUR	MEAN							TEMPERATURE AND HUMIDITY							RAINFALL (INS)			TOTAL SUNSHINE DURATION (HRS)
				WIND SPEED (MPH)	CLOUD AMT. (%)(1919)	PRESSURE REDUCED TO M.S.L.	DRY BULB (°F)	WET BULB (°F)	VAR. PRESS. (IN)	REL. HUM. (%)	MEAN			EXTREME			TOTAL	MOST IN A DAY	NO. OF DAYS WITH		
											MAX. (°F)	MIN. (°F)	REL. HUM. (%)	MAX. (°F)	MIN. (°F)	REL. HUM. (%)					
																				MAX. (°F)	

1963

BOTANIC GARDENS

01	09	83	77	28.4	91	66	92	65	2.26	.50	15				
02	09	85	77	27.6	90	68	91	65	2.31	.47	10				
03	09	85	76	26.8	91	72	91	70	3.27	.30	16				
04	09	83	77	28.9	75	90	72	92	.82	.23	13				
05	09	83	75	25.3	65	90	73	91	2.20	1.50	10				
06	09	82	76	27.1	72	89	72	91	8.66	2.50	16				
07	09	80	74	25.2	71	87	72	88	12.06	1.70	17				
08	09								3.43	1.00	13				
09	09								15.57	7.45	17				
10	09								5.04	3.88	6				
11	09								5.57	2.75	8				
12	09								3.76	1.06	11				
YEAR													65.95	7.45	152

01	15	82	78	30.7							
02	15	84	78	20.3							
03	15	86	77	27.4							
04	15										
05	15										
06	15										
07	15										
08	15										
09	15	86	79	30.5	73						
10	15	86	77	28.0	67						
11	15	85	77	28.6	70						
12	15	83	76	27.4	71						

1964

01	09	79	74	26.4	77	87	69	90	65	2.54	.75	9			
02	09	79	73	24.9	75	88	69	90	66	2.28	.67	11			
03	09	80	72	22.9	65	89	70	90	65	7.19	1.48	18			
04	09	80	73	24.1	70	88	70	89	68	8.96	1.86	21			
05	09	83	74	24.5	64	89	72	91	69	.97	.16	14			
06	09	81	74	26.0	72	88	73	90	70	11.11	1.74	21			
07	09	82	74	25.7	69	88	74	89	72	13.81	2.05	27			
08	09	80	74	25.2	71	88	74	90	71	10.09	1.68	28			
09	09	80	73	24.7	71	89	73	91	72	12.40	2.24	22			
10	09	81	73	24.7	70	88	74	90	71	10.58	4.90	21			
11	09	81	74	24.7	68	88	74	90	72	4.94	1.55	10			
12	09	80	73	24.9	71	87	73	88	69	5.53	2.96	15			
YEAR													90.40	4.90	217

STATION	YEAR	MONTH	HOUR	MEAN				TEMPERATURE AND HUMIDITY								RAINFALL (INS)			TOTAL SUNSHINE DURATION Hrs
				WIND SPEED Mph	CLOUD AMT. (height)	PRESSURE REDUCED TO M.S.L.	MEAN				EXTREME				TOTAL	MOST IN A DAY	NO. OF DAYS WITH		
							DRY BULB OF	WET BULB OF	VAP. PRESS. MP	REL. HUM. %	MAX. OF	MIN. OF	MAX. OF	MIN. OF					

**BOTANIC GARDENS**

1964	01 15	02 15	03 15	04 15	05 15	06 15	07 15	08 15	09 15	10 15	11 15	12 15	YEAR																																							
	82	76	27.4	74	83	75	26.4	69	83	74	25.0	65	82	74	24.8	67	85	76	26.4	64	84	76	27.1	68	84	76	27.1	68	82	75	26.9	71	82	75	25.8	68	83	75	26.1	68	83	75	26.4	67	82	75	26.4	70	83	75	26.3	68

1965	01 09	02 09	03 09	04 09	05 09	06 09	07 09	08 09	09 09	10 09	11 09	12 09	YEAR																																																																																																																																					
	79	73	24.7	73	88	73	88	73	90	70	90	70	6.46	1.75	14	79	72	23.5	70	87	71	91	67	1.21	.46	11	80	73	24.4	69	88	72	91	67	3.44	.77	15	81	73	23.9	66	88	72	91	59	1.19	.31	14	83	75	26.6	68	91	73	93	72	1.85	.60	12	83	75	26.0	67	91	74	92	72	2.96	.53	19	81	74	25.9	72	90	73	91	72	12.18	1.76	23	82	74	25.3	67	90	73	91	71	6.50	1.43	16	83	77	28.4	74	89	75	91	72	7.74	1.69	20	84	75	27.0	68	89	75	91	72	5.74	1.39	17	82	75	25.9	70	89	74	91	72	3.02	1.11	15	81	74	25.1	70	88	73	89	70	3.03	1.00	9	82	74	25.6	70	89	73	67	55.32	1.76	185

1966	01 15	02 15	03 15	04 15	05 15	06 15	07 15	08 15	09 15	10 15	11 15	12 15	YEAR																																							
	81	74	26.0	71	81	73	24.6	68	83	75	26.0	68	83	75	25.4	65	86	78	28.7	68	85	77	27.6	66	83	76	27.0	69	85	76	27.2	66	86	78	29.8	70	86	78	28.9	67	84	77	28.1	70	83	75	26.6	69	84	76	27.2	68

COUNTRY

MONTSELIAT

LOCAL STANDARD TIME

GREENWICH MEAN TIME MINUS 4 HOURS

STATION

GROVE BOTANIC STATION

LATITUDE

16° 42' NORTH

LONGITUDE

62° 12' WEST

ALTITUDE

130 FEET

PERIOD OF RECORD

1917; 1921 - 1927; 1929 -  
1939; 1952 - 1953; 1955 -  
NOVEMBER 1966



STATION	YEAR	MONTH	HOUR	MEAN				TEMPERATURE AND HUMIDITY								RAINFALL (INS)			TOTAL SUNSHINE DURATION hrs
				WIND SPEED M.P.H.	CLOUD AMT. (EIGHTS)	PRESSURE REDUCED TO M.S.L. ins	MEAN				EXTREME				TOTAL	MOST IN A DAY	NO. OF DAYS WITH		
							DRY BULB °F	WET BULB °F	VAR. PRESS.	REL. HUM. %	MAX. °F	MIN. °F	MAX. °F	MIN. °F					

GROVE BOTANIC STATION

1917	01	09		30.122	75	69		73	81	68		85	68		3.93		
	02	09		30.147	77	70		69	83	69		86	64		2.93		
	03	09		30.141	76	70		69	84	69		88	64		4.14		
	04	09		30.050	80	68		66	87	71		89	63		2.58		
	05	09		30.067	82	74		66	89	73		93	68		3.12		
	06	09		30.069	82	76		72	88	74		90	71		8.56		
	07	09		30.069	82	80		74	86	75		89	70		8.33		
	08	09		30.063	82	76		74	88	75		91	70		7.12		
	09	09		30.027	81	76		75	87	73		89	70		13.14		
	10	09		30.026	82	76		72	88	72		93	67		6.90		
	11	09		30.009	81	75		74	87	71		91	67		4.75		
	12	09		30.019	78	72		72	84	70		89	64		2.62		
			YEAR	30.067	80	74			86	72		93	63		68.12		

	01	15		30.047	78	71		66									
	02	15		30.075	80	71		63									
	03	15		30.069	81	72		60									
	04	15		29.986	84	74		59									
	05	15		30.019	85	76		60									
	06	15		30.025	84	77		69									
	07	15		30.024	83	77		72									
	08	15		30.019	84	77		69									
	09	15		29.948	84	78		69									
	10	15		29.965	84	77		67									
	11	15		29.929	83	76		66									
	12	15		29.941	82	74		64									
			YEAR	30.004	83	75		65									

1921

	01	09		4.0	30.109	77	83	70	87	68		87	68		5.16	.95	18
	02	09		5.0	30.100	71	86	71	90	67		90	67		2.43	.65	21
	03	09		5.0	30.085	73	83	70	88	66		88	66		6.99	1.05	27
	04	09		6.0	30.082	65	85	71	91	69		91	69		2.47	.51	15
	05	09		5.0	30.052	69	88	73	96	69		96	69		4.23	1.20	15
	06	09		4.0	30.063	63	90	75	92	70		92	70		.94	.30	7
	07	09		5.0	30.092	71	87	75	94	71		94	71		7.55	1.20	27
	08	09		4.0	30.059	69	88	75	92	71		92	71		4.59	.54	27
	09	09		5.0	30.023	65	91	76	95	71		95	71		3.44	1.40	15
	10	09		5.0	30.000	74	87	74	93	71		93	71		8.59	1.07	29
	11	09		3.0	30.044	70	86	73	96	69		96	69		5.78	1.21	23
	12	09		4.0	30.042	73	84	71	89	67		89	67		4.59	1.24	23
			YEAR	4.6	30.063	70	87	73	96	66		96	66		56.76	1.50	248

STATION	YEAR	MONTH	HOUR	MEAN			TEMPERATURE AND HUMIDITY							RAINFALL (ins)			TOTAL SUNSHINE DURATION ins
				WIND SPEED (M.P.H.)	CLOUD AMT. (weights)	PRESSURE REDUCED TO M.S.L. (ins)	MEAN			EXTREME		TOTAL	MOST IN A DAY	NO. OF DAYS WITH			
							DRY BULB	WET BULB	VAR PRESS	REL. HUM. %	MAX. °F				MIN. °F	MAX. °F	

GROVE BOTANIC STATION

1921	01	15	4.0	30.0	37	68											
	02	15	4.0	30.0	29	60											
	03	15	5.0	30.0	25	66											
	04	15	6.0	30.0	23	58											
	05	15	5.0	29.9	76	58											
	06	15	4.0	30.0	26	58											
	07	15	5.0	30.0	63	67											
	08	15	4.0	30.0	18	62											
	09	15	6.0	29.9	73	62											
	10	15	5.0	29.9	41	66											
	11	15	3.0	29.9	80	67											
	12	15	3.0	29.9	64	67											
	YEAR		4.5	30.0	005	63											

1922	01	09	4.0	30.0	73	70	82	70	85	65	2.59	.43	24
	02	09	5.0	30.1	10	70	85	71	88	68	6.21	2.69	20
	03	09	5.0	30.1	05	74	70	70	67	67	10.97	4.24	27
	04	09	5.0	30.1	19	74	71	71	68	68	5.41	1.01	23
	05	09	5.0	30.0	80	72	90	73	95	69	4.25	.95	15
	06	09	5.0	30.0	75	72	89	74	98	70	5.12	2.26	24
	07	09	5.0	30.1	22	75	87	75	98	72	5.43	1.32	28
	08	09	4.0	30.0	44	78	90	74	97	69	8.70	3.87	26
	09	09	5.0	30.0	11	82	88	73	92	70	9.36	1.71	26
	10	09	3.0	29.9	57	71	88	73	94	69	3.18	.86	18
	11	09	3.0	29.9	31	68	86	73	90	67	3.55	.84	17
	12	09	4.0	30.0	29	76	82	71	85	67	5.61	.66	27
	YEAR		4.4	30.0	55	74	72	72	65	65	70.38	4.24	275

	01	15	3.0	30.0	00	65							
	02	15	4.0	30.0	10	63							
	03	15	5.0	30.0	48	67							
	04	15	4.0	30.0	62	64							
	05	15	4.0	30.0	28	62							
	06	15	5.0	30.0	38	64							
	07	15	3.0	30.0	79	64							
	08	15	5.0	30.0	33	71							
	09	15	5.0	29.9	57	74							
	10	15	4.0	29.8	94	66							
	11	15	3.0	29.7	98	63							
	12	15	3.0	29.9	57	68							
	YEAR		4.0	29.9	92	66							

STATION	YEAR	MONTH	HOUR	WIND				TEMPERATURE AND HUMIDITY				RAINFALL (IN)			TOTAL SUNSHINE DURATION hrs
				SPEED	DIR.	CLOUD AMT. TO M.S.L. (PERCENT)	PRESSURE REDUCED TO M.S.L. (INS.)	MEAN		EXTREME		TOTAL	MOST IN A DAY	NO. OF DAYS WITH	
								DRY BULB	WET BULB	VAP. PRESS.	REL. HUM. %				

GROVE BOTANIC STATION	1923	01	09	5.0	30.0	29	73	81	69	84	65	5.55	.81	28
		02	09	4.0	30.0	28.3	72	82	71	87	68	1.84	.30	16
		03	09	5.0	30.0	28.9	72	83	69	89	62	4.33	.58	24
		04	09	5.0	30.0	28.3	66	86	71	90	68	3.19	.50	18
		05	09	3.0	30.0	28.6	61	90	73	95	69	.43	.28	6
		06	09	5.0	30.0	28.4	69	86	74	92	66	6.71	1.67	19
		07	09	5.0	30.0	28.9	67	89	75	92	71	2.35	.39	21
		08	09	5.0	30.0	28.1	71	88	75	92	70	6.37	1.79	23
		09	09	4.0	29.9	28.6	67	91	75	93	70	2.14	.67	16
		10	09	4.0	29.9	28.2	69	86	73	91	68	9.67	3.47	19
		11	09	3.0	29.9	28.5	74	85	71	89	68	1.68	.48	14
		12	09	4.0	29.9	28.9	71	82	72	85	67	2.59	.53	17
	YEAR			4.3	30.0	28.1	69	86	72	95	62	45.85	3.47	221

		01	15	4.0	29.9	28.9	68							
		02	15	3.0	30.0	28.6	64							
		03	15	4.0	29.9	28.4	61							
		04	15	4.0	29.9	28.5	61							
		05	15	3.0	29.9	28.3	52							
		06	15	4.0	30.0	28.2	62							
		07	15	6.0	29.9	28.0	59							
		08	15	5.0	29.9	28.2	63							
		09	15	5.0	29.9	28.4	58							
		10	15	5.0	29.8	28.6	65							
		11	15	4.0	29.8	28.7	64							
		12	15	5.0	29.9	28.2	67							
	YEAR			4.3	29.9	28.1	62							

	1924	01	09	4.0	30.0	28.4	71	81	72	87	69	4.65	1.08	21
		02	09	4.0	30.0	28.3	66	83	70	87	64	1.88	.50	16
		03	09	4.0	29.9	28.2	61	87	71	90	65	.41	.12	6
		04	09	3.0	29.9	28.9	61	86	73	91	70	3.05	.91	13
		05	09	4.0	29.9	28.8	65	86	74	90	70	5.80	1.18	23
		06	09	5.0	30.0	28.1	70	86	75	89	71	5.05	.64	19
		07	09	5.0	30.0	28.1	70	85	76	86	73	10.77	1.83	22
		08	09	6.0	29.9	28.2	70	85	75	90	72	12.70	2.20	20
		09	09	4.0	29.9	28.5	69	87	75	90	69	4.78	1.48	17
		10	09	4.0	29.9	28.8	72	87	75	91	70	8.15	2.62	16
		11	09	4.0	29.9	28.6	70	85	74	90	71	5.94	1.02	17
		12	09	4.0	30.0	28.4	69	81	73	84	70	5.65	1.33	21
	YEAR			4.3	29.9	28.1	68	85	74	91	64	68.83	7.20	211

STATION	YEAR	MONTH	HOUR	MEAN				TEMPERATURE						WIND		SUNSHINE DURATION HRS.
				WIND SPEED M.P.H.	CLOUD AMT. (eighths)	PRESSURE REDUCED TO M.S.L. INS.	MEAN		EXTREME		TOTAL	MOST IN A DAY	NO. OF DAYS WITH			
							DRY BULB	WET BULB	VAR. PRESS.	REL. HUM.				MAX. °F	MIN. °F	

GROVE  
BOTANIC  
STATION

1924

01	15	5.0	29.989	66
02	15	4.0	29.988	59
03	15	2.0	29.923	53
04	15	4.0		56
05	15	3.0	29.934	59
06	15	5.0	29.965	64
07	15	4.0	29.973	68
08	15	5.0	29.906	71
09	15	5.0	29.906	67
10	15	4.0	29.863	66
11	15	4.0	29.860	65
12	15	4.0	29.954	67
YEAR		4.1		64

1925

01	09	5.0	30.079	68	80	71	82	68	4.86	1.05	22
02	09	3.0	30.018	71	83	68	86	63	1.66	.22	12
03	09	5.0	29.978	61	84	69	88	65	2.26	.72	13
04	09	3.0	29.973	61	88	73	90	69	1.14	.55	8
05	09	4.0	30.006	61	87	74	90	71	1.82	.52	8
06	09	5.0	30.020	65	83	75	90	71	4.17	.77	15
07	09	4.0	30.012	68	86	76	89	56	5.54	1.76	18
08	09	5.0	29.986	71	86	76	89	72	6.62	.98	21
09	09	4.0	29.945	68	87	76	92	71	6.44	2.00	17
10	09	4.0	29.962	72	85	74	89	71	9.23	1.95	23
11	09	4.0	29.960	73	84	74	87	70	6.02	.94	18
12	09	3.0		65	83	72	86	68	2.13	.82	8
YEAR		4.1		67	85	73	92	56	51.89	2.00	183

01	15	4.0	30.008	66
02	15	4.0	29.934	60
03	15	3.0	29.906	57
04	15	3.0	29.908	55
05	15	3.0	29.946	57
06	15	4.0	29.978	55
07	15	4.0	29.974	62
08	15	5.0	29.935	65
09	15	4.0	29.894	65
10	15	5.0	29.895	69
11	15	4.0	29.885	69
12	15	3.0	29.939	63
YEAR		3.8	29.934	62

STATION	YEAR	MONTH	HC JR.	MEAN				TEMPERATURE AND HUMIDITY							WATER RECEIVED		TOTAL
				WIND SPEED M.P.H.	CLOUD AMT. PERCENT	PRESSURE REDUCED TO M.S.L. INCHES	DRY BULB OF	MEAN			EXTREME		TOTAL	MO. OF DAYS WITH			
								WET BULB	VAP. PRESS.	REL. HUM.	MAX.	MIN.			IN A DAY		

STATION	YEAR	MONTH	HC JR.	MEAN				TEMPERATURE AND HUMIDITY							WATER RECEIVED		TOTAL
				WIND SPEED M.P.H.	CLOUD AMT. PERCENT	PRESSURE REDUCED TO M.S.L. INCHES	DRY BULB OF	MEAN			EXTREME		TOTAL	MO. OF DAYS WITH			
								WET BULB	VAP. PRESS.	REL. HUM.	MAX.	MIN.			IN A DAY		
GROVE BOTANIC STATION	1926	01	09	4.0	30.0	012	77	72	81	72	85	68	5.42	.72	17		
		02	09	4.0	30.0	005	78	68	83	71	87	66	3.00	.55	10		
		03	09	2.0	29.9	996	81	59	87	72	91	66	1.09	.45	4		
		04	09	3.0	30.0	013	80	63	86	74	89	71	5.01	1.27	15		
		05	09	4.0	29.9	948	82	63	87	74	90	70	4.06	1.90	9		
		06	09	5.0	29.9	981	83	63	87	76	91	74	3.16	.35	10		
		07	09	4.0	29.9	962	83	67	87	76	89	73	5.72	.88	13		
		08	09	5.0	29.9	962	83	71	86	76	91	72	7.35	1.28	22		
		09	09	4.0	29.9	887	83	71	88	76	91	72	4.55	1.38	12		
		10	09	4.0	29.9	874	82	73	87	75	90	71	7.24	1.10	18		
		11	09	4.0	29.9	883	80	76	84	74	90	70	9.95	4.50	19		
		12	09	3.0	29.9	912	78	73	82	72	85	70	4.54	.50	22		
	YEAR			3.8	29.9	953	81	68	85	74	91	66	61.09	4.50	171		

STATION	YEAR	MONTH	HC JR.	MEAN				TEMPERATURE AND HUMIDITY							WATER RECEIVED		TOTAL
				WIND SPEED M.P.H.	CLOUD AMT. PERCENT	PRESSURE REDUCED TO M.S.L. INCHES	DRY BULB OF	MEAN			EXTREME		TOTAL	MO. OF DAYS WITH			
								WET BULB	VAP. PRESS.	REL. HUM.	MAX.	MIN.			IN A DAY		
GROVE BOTANIC STATION	1927	01	15	4.0	29.9	980	76	71	81	71	84	68	6.70	.87	20		
		02	15	4.0	30.0	010	76	69	81	71	82	67	7.26	3.08	19		
		03	15	2.0	29.9	979	79	71	83	71	86	67	6.33	1.40	13		
		04	15	5.0	29.9	938	79	70	84	72	90	69	5.22	1.50	12		
		05	15	4.0	29.9	977	82	69	83	75	89	72	3.17	.70	13		
		06	15	6.0	29.9	981	81	76	85	76	89	72	5.70	1.02	14		
		07	15	6.0	30.0	003	82	74	87	76	92	73	8.10	1.00	21		
		08	15	5.0	29.9	953	83	70	88	76	94	71	4.59	.90	19		
		09	15	5.0	29.9	884	83	65	89	76	93	72	7.18	1.10	22		
		10	15	5.0	29.9	866	83	66	87	76	92	72	8.51	1.29	15		
		11	15	6.0	29.9	866	80	70	84	74	98	69	13.87	3.00	20		
		12	15	5.0	29.9	919	80	66	83	73	92	67	3.71	1.58	8		
	YEAR			4.8	29.9	946	80	70	85	74	98	67	80.34	3.08	196		



STATION	YEAR	MONTH	HOUR	MEAN			TEMPERATURE AND HUMIDITY						RAINFALL (IN)		NO. OF DAYS WITH	SUNSHINE DURATION (HRS)
				WIND SPEED (M.P.H.)	CLOUD AMT. (PERCENT)	PRESSURE REDUCED TO M.S.L. (INS)	DRY BULB (°F)	WET BULB (°F)	VAR. PRESS. (INS)	MEAN		EXTREME		TOTAL		
										REL. HUM. (%)	REL. HUM. (%)	MAX. (%)	MIN. (%)			

STATION	YEAR	MONTH	HOUR	MEAN			TEMPERATURE AND HUMIDITY						RAINFALL (IN)		NO. OF DAYS WITH	SUNSHINE DURATION (HRS)	
				WIND SPEED (M.P.H.)	CLOUD AMT. (PERCENT)	PRESSURE REDUCED TO M.S.L. (INS)	DRY BULB (°F)	WET BULB (°F)	VAR. PRESS. (INS)	MEAN		EXTREME		TOTAL			
										REL. HUM. (%)	REL. HUM. (%)	MAX. (%)	MIN. (%)				
GROVE BOTANIC STATION	1930		09	5.0	30.0	015	76	87	70	81	71	87	66	8.22	1.00	25	
				5.0	29.9	990	76	70	61	83	67	1.71	.33	11			
				4.0	29.9	966	79	61	84	72	87	67	.62	.27	4		
				5.0	29.9	996	80	57	84	74	88	69	2.86	1.38	11		
				6.0	29.9	996	82	55	88	76	93	71	1.06	.32	7		
				6.0	29.9	981	81	63	85	76	89	71	4.60	.95	14		
				6.0	29.9	994	82	64	85	76	89	72	3.38	.63	15		
				5.0	29.9	951	84	61	88	77	94	72	4.21	2.16	11		
				6.0	29.9	937	81	62	88	75	97	71	4.35	1.02	15		
				5.0	29.9	903	83	61	89	76	94	71	3.45	.86	17		
				5.0	29.9	913	82	64	87	74	89	70	6.15	1.75	14		
				5.0	29.9	950	80	67	85	74	92	70	5.04	.74	18		
	YEAR			5.3	29.9	966	81	64	74	97	66	45.65	2.16	162			

STATION	YEAR	MONTH	HOUR	MEAN			TEMPERATURE AND HUMIDITY						RAINFALL (IN)		NO. OF DAYS WITH	SUNSHINE DURATION (HRS)
				WIND SPEED (M.P.H.)	CLOUD AMT. (PERCENT)	PRESSURE REDUCED TO M.S.L. (INS)	DRY BULB (°F)	WET BULB (°F)	VAR. PRESS. (INS)	MEAN		EXTREME		TOTAL		
										REL. HUM. (%)	REL. HUM. (%)	MAX. (%)	MIN. (%)			
GROVE BOTANIC STATION	1931		09	5.0	29.9	963	78	67	83	72	86	66	.86	.30	5	
				4.0	29.9	926	78	63	85	71	90	67	2.47	.79	10	
				4.0	29.9	954	81	55	73	93	69	1.05	.63	3		
				4.0	29.9	920	83	58	88	74	93	70	4.79	2.50	10	
				4.0	29.9	926	84	61	88	73	92	72	5.57	1.32	18	
				5.0	29.9	988	83	64	88	77	92	73	6.88	1.31	16	
				5.0	29.9	954	82	65	86	76	89	73	6.59	.94	20	
				5.0	29.9	991	82	65	86	77	87	72	7.91	2.26	21	
				5.0	29.9	928	83	65	87	75	89	72	4.07	1.02	16	
				4.0	29.9	933	83	63	87	76	90	72	5.91	1.98	14	
				4.0	29.9	877	82	62	86	74	89	70	4.18	.71	15	
				5.0	29.9	991	77	67	82	73	85	70	8.28	.85	22	
	YEAR			4.5	29.9	946	81	63	74	93	66	58.50	2.50	170		





STATION	YEAR	MONTH	HOUR	MEAN				TEMPERATURE AND HUMIDITY							RAINFALL (ins)		TOTAL SUNSHINE DURATION (hrs)
				WIND SPEED (M.P.H.)	CLOUD AMT. (eighths)	PRESSURE REDUCED TO M.S.L. (ins)	MEAN			EXTREME		TOTAL	MOST IN A DAY	NO. OF DAYS WITH			
							DRY BULB (°F)	WET BULB (°F)	VAP. PRESS. (ins)	REL. HUM. (%)	MAX. (°F)				MIN. (°F)		

GROVE BOTANIC STATION

YEAR	MONTH	HOUR	WIND SPEED (M.P.H.)	CLOUD AMT. (eighths)	PRESSURE REDUCED TO M.S.L. (ins)	DRY BULB (°F)	WET BULB (°F)	VAP. PRESS. (ins)	REL. HUM. (%)	MAX. (°F)	MIN. (°F)	EXTREME MAX. (°F)	EXTREME MIN. (°F)	TOTAL RAINFALL (ins)	MOST IN A DAY	NO. OF DAYS WITH	TOTAL SUNSHINE DURATION (hrs)
1933		01	09	4.0	29.957	76	80	71	63	80	71	84	66	3.39	.80	10	
		02	09	4.0	30.028	76	80	70	58	80	70	84	63	1.34	.55	6	
		03	09	4.0	29.994	78	83	71	63	83	71	88	54	4.46	1.50	8	
		04	09	3.0	29.965	80	86	70	60	86	70	90	65	1.70	.52	4	
		05	09	3.0	29.974	79	81	73	61	88	73	91	67	2.31	.67	6	
		06	09	4.0	29.974	82	88	69	64	88	73	91	67	5.01	1.50	12	
		07	09	4.0	29.951	83	86	69	61	86	69	88	65	4.18	1.07	11	
		08	09	3.0	29.940	82	89	71	61	89	71	92	65	5.19	1.26	10	
		09	09	4.0	29.889	82	87	69	66	87	69	89	63	17.97	6.17	12	
		10	09	4.0	29.861	82	86	67	61	86	67	90	63	4.82	1.08	14	
		11	09	4.0	29.887	80	84	67	74	84	67	87	59	6.88	.87	17	
		12	09	2.0	29.966	79	82	69	72	82	69	85	61	4.54	.76	9	
YEAR			3.6	29.950	80	64	70	92	59	61.79	6.17	119					

YEAR	MONTH	HOUR	WIND SPEED (M.P.H.)	CLOUD AMT. (eighths)	PRESSURE REDUCED TO M.S.L. (ins)	DRY BULB (°F)	WET BULB (°F)	VAP. PRESS. (ins)	REL. HUM. (%)	MAX. (°F)	MIN. (°F)	EXTREME MAX. (°F)	EXTREME MIN. (°F)	TOTAL RAINFALL (ins)	MOST IN A DAY	NO. OF DAYS WITH	TOTAL SUNSHINE DURATION (hrs)
1934		01	15	4.0	29.979	78	82	70	64	82	70	90	67	3.95	.60	12	
		02	15	4.0	30.014	76	82	70	61	82	70	84	67	1.86	.80	4	
		03	15	2.0	29.996	77	83	70	62	83	70	85	65	3.47	.40	14	
		04	15	3.0	29.993	79	84	71	60	84	71	87	68	.66	.29	4	
		05	15	2.0	29.979	80	84	73	62	84	73	90	65	3.47	.95	14	
		06	15	4.0	29.983	82	85	73	62	85	73	88	66	3.65	.60	12	
		07	15	4.0	29.988	83	85	74	64	85	74	90	67	4.65	.90	12	
		08	15	2.0	29.920	82	86	76	68	86	76	91	73	7.28	1.67	17	
		09	15	2.0	29.926	83	86	75	66	86	75	89	71	4.21	1.13	12	
		10	15	2.0	29.917	82	87	76	64	87	76	91	72	2.96	1.03	7	
		11	15	3.0	29.884	79	85	74	67	85	74	91	70	8.51	1.45	18	
		12	15	3.0	29.972	80	85	74	64	85	74	90	70	6.74	1.48	10	
YEAR			3.2	29.963	80	64	73	91	65	51.41	1.67	136					

STATION	YEAR	MONTH	HOUR	MEAN			TEMPERATURE AND HUMIDITY							RAINFALL (INS)		TOTAL SUNSHINE DURATION (INS)
				WIND SPEED (M.P.H.)	CLOUD AMT. (EIGHTHS)	PRESSURE REDUCED TO M.S.L. (INS)	DRY BULB (°F)	WET BULB (°F)	MEAN		EXTREME		TOTAL	IN A DAY	NO. OF DAYS WITH	
									REL. HUM. (%)	MAX. (°F)	MIN. (°F)	MAX. (°F)				

GROVE BOTANIC STATION

1934	01	15	2.0	29.972	78	61	87	67	1.24	.40	6
	02	15	2.0	30.019	79	57	86	69	2.17	.44	11
	03	15	2.0	30.041	79	57	87	69	2.86	.94	8
	04	15	2.0	29.958	81	55	84	72	1.82	.70	5
	05	15	2.0	29.966	82	57	90	69	4.46	1.36	8
	06	15	3.0	29.992	83	61	86	74	6.39	1.00	16
	07	15	4.0	29.992	83	60	87	75	5.22	1.54	17
	08	15	3.0	29.936	83	63	89	75	4.10	.72	11
	09	15	2.0	29.958	84	61	89	75	4.78	1.40	11
	10	15	2.0	29.896	85	58	87	73	6.98	1.74	11
	11	15	3.0	29.899	82	64	87	73	8.31	2.84	17
	12	15	3.0	29.967	80	65	86	72	3.96	1.04	11
YEAR			2.6	29.966	82	60	86	73	52.29	2.84	132

1935

01	09	2.0	29.972	77	64	82	71	87	67	1.24	.40	6
02	09	3.0	30.019	76	64	83	72	86	69	2.17	.44	11
03	09	4.0	30.041	77	64	84	72	87	69	2.86	.94	8
04	09	2.0	29.958	80	59	86	72	91	69	1.82	.70	5
05	09	3.0	29.966	81	61	86	71	90	69	4.46	1.36	8
06	09	3.0	29.992	81	64	86	74	89	70	6.39	1.00	16
07	09	3.0	29.992	82	65	87	75	90	73	5.22	1.54	17
08	09	3.0	29.936	83	68	89	75	92	72	4.10	.72	11
09	09	3.0	29.958	82	69	89	75	93	72	4.78	1.40	11
10	09	3.0	29.896	83	66	87	73	91	70	6.98	1.74	11
11	09	3.0	29.899	81	71	87	73	91	65	8.31	2.84	17
12	09	3.0	29.967	79	67	86	72	91	67	3.96	1.04	11
YEAR		2.9	29.966	80	65	86	73	93	65	52.29	2.84	132

1936

01	15	2.0	29.972	79	61	87	67	1.24	.40	6		
02	15	2.0	30.019	80	55	86	69	2.17	.44	11		
03	15	3.0	30.041	80	57	87	69	2.86	.94	8		
04	15	2.0	29.958	83	54	84	72	1.82	.70	5		
05	15	4.0	29.966	84	57	86	71	90	69	4.46	1.36	8
06	15	3.0	29.992	85	60	86	74	89	70	6.39	1.00	16
07	15	2.0	29.992	84	61	87	75	90	73	5.22	1.54	17
08	15	2.0	29.936	86	64	89	75	92	72	4.10	.72	11
09	15	3.0	29.958	85	69	89	75	93	72	4.78	1.40	11
10	15	4.0	29.896	84	64	87	73	91	70	6.98	1.74	11
11	15	4.0	29.899	83	67	87	73	91	65	8.31	2.84	17
12	15	3.0	29.967	83	62	86	72	91	67	3.96	1.04	11
YEAR		2.8	29.966	83	61	86	73	93	65	52.29	2.84	132

STATION	YEAR	MONTH	HOUR	MOAT		PRESSURE REDUCED TO M.S.L. INS.	TEMPERATURE AND HUMIDITY					RAINFALL (INS.)		TOTAL SUNSHINE DURATION HRS.
				WIND SPEED M.P.H.	CLOUD AMT. (EIGHTHS)		MEAN		EXTREME		TOTAL	IN A DAY		
							DRY BULB °	WET BULB °	REL. HUM. %	MAX. °			MIN. °	

GROVE  
BOTANIC  
STATION

YEAR	MONTH	HOUR	WIND SPEED M.P.H.	CLOUD AMT. (EIGHTHS)	PRESSURE REDUCED TO M.S.L. INS.	DRY BULB °	WET BULB °	REL. HUM. %	MAX. °	MIN. °	EXTREME MAX. %	EXTREME MIN. %	TOTAL	IN A DAY	NO. OF DAYS WITH	TOTAL SUNSHINE DURATION HRS.	
1936		01 09		3.0	29.995			77	84	71	88	69	3.24	.50	15		
		02 09		3.0	30.001	77			85	70	89	66	1.99	.42	9		
		03 09		3.0	29.970	78			86	71	90	66	.65	.21	4		
		04 09		3.0	29.997	80			87	73	91	70	1.06	.30	6		
		05 09		2.0	29.909	82			82	88	77	92	69	7.12	2.97	11	
		06 09		4.0	29.956	83			83	88	75	91	71	6.92	2.00	11	
		07 09		3.0	29.992	82			82	86	74	88	70	6.37	1.21	12	
		08 09		2.0	29.930	82			82	87	74	91	70	9.35	2.31	18	
		09 09		2.0	29.930	82			82	87	74	90	70	7.32	1.34	15	
		10 09		3.0	29.924	80			80	85	74	89	70	11.26	1.48	22	
		11 09		5.0	29.941	83			82	86	73	89	70	5.50	.95	13	
		12 09		3.0	29.937	79			79	84	72	88	68	4.08	.88	19	
YEAR				3.0	29.957			80	86	73	92	66	64.88	2.97	158		

01 15		3.0		81												
02 15		2.0		81												
03 15		4.0		83												
04 15		3.0		84												
05 15		2.0		85												
06 15		2.0		85												
07 15		3.0		85												
08 15		3.0		84												
09 15		3.0		83												
10 15		2.0		82												
11 15		3.0		82												
12 15		4.0		81												
YEAR				2.0				83								

1937

01 09		4.0	30.019	75				74	82	70	86	68	8.97	1.90	26	
02 09		3.0	30.002	75				71	82	69	85	62	3.85	.74	11	
03 09		4.0	29.806					67	84	72	95	67	1.29	.33	10	
04 09		5.0	30.008	79				64	85	73	92	69	2.61	1.12	12	
05 09		2.0	29.955	80				66	87	73	90	69	2.26	1.11	8	
06 09		3.0	30.009	82				65	88	75	93	72	1.63	.85	6	
07 09		3.0	30.011	84				63	90	76	94	72	2.69	.70	11	
08 09		2.0	29.945	83				65	88	75	91	73	5.59	1.22	11	
09 09		2.0	29.899	83				66	90	76	93	73	4.89	1.02	11	
10 09		4.0	29.666	84				71	88	75	92	71	5.64	1.15	17	
11 09		4.0	29.867	83				70	89	75	91	72	1.13	1.14	20	
12 09		3.0	29.930	78				73	84	72	89	69	1.86	.95	20	
YEAR				3.4	30.007			69	86	73	94	62	41.41	1.90	163	

STATION	YEAR	MONTH	HOUR	MEAN				TEMPERATURE AND HUMIDITY						RAINFALL (IPS)		TOTAL SUNSHINE DURATION (HRS)	
				WIND SPEED (MPH)	CLOUD AMT. (EIGHTHS)	PRESSURE REDUCED TO M.S.L. (INS)	DRY BULB (°F)	WET BULB (°F)	VAR. PRESS. (°F)	BEAN		EXTREME		TOTAL	MOST IN A DAY		NO. OF DAYS WITH
										REL. HUM. (%)	MAX. (°F)	MIN. (°F)	MAX. (°F)				

1937

GROVE BOTANIC STATION

01	15	3.0	77	70	68	70	65	65	65	65	65	65	65	65	65	65	65	
02	15	3.0	77	68	59	61	63	62	61	65	66	68	66	68	66	68	66	
03	15	3.0	82	61	63	62	61	65	66	68	66	68	66	68	66	68	66	
04	15	4.0	82	61	63	62	61	65	66	68	66	68	66	68	66	68	66	
05	15	2.0	82	63	62	61	65	66	68	66	68	66	68	66	68	66	68	
06	15	3.0	85	62	61	65	66	68	66	68	66	68	66	68	66	68	66	
07	15	3.0	86	61	65	66	68	66	68	66	68	66	68	66	68	66	68	
08	15	2.0	84	65	66	68	66	68	66	68	66	68	66	68	66	68	66	
09	15	2.0	85	66	68	66	68	66	68	66	68	66	68	66	68	66	68	
10	15	3.0	86	68	66	68	66	68	66	68	66	68	66	68	66	68	66	
11	15	4.0	84	64	67	67	65	65	65	65	65	65	65	65	65	65	65	
12	15	4.0	82	67	67	67	65	65	65	65	65	65	65	65	65	65	65	
YEAR				2.9	83	65	65	65	65	65	65	65	65	65	65	65	65	65

1938

01	09	4.0	30.002	77	65	62	70	82	69	85	68	4.02	.91	14
02	09	3.0	30.042	76	62	70	82	69	85	68	4.02	.91	14	
03	09	4.0	30.004	78	70	84	71	88	68	2.29	.41	15		
04	09	5.0	29.982	78	65	84	71	87	67	1.41	.30	13		
05	09	5.0	29.948	83	62	89	75	94	71	1.29	.40	14		
06	09	5.0	30.024	83	66	86	76	90	71	5.29	2.15	17		
07	09	5.0	29.961	83	66	86	75	90	71	3.97	.49	17		
08	09	6.0	29.932	83	76	88	77	91	72	9.26	2.54	20		
09	09	6.0	29.962	83	80	89	75	91	71	4.25	.64	18		
10	09	5.0	29.920	83	89	89	75	91	71	2.84	.40	18		
11	09	6.0	29.903	80	79	85	75	90	70	10.77	2.12	25		
12	09	6.0	29.930	79	77	85	74	88	71	3.71	1.13	15		
YEAR				5.0	29.968	81	71	86	74	94	65	51.85	2.54	199

01 15

4.0

79

64

57

63

59

55

02 15

3.0

78

57

63

59

55

59

03 15

4.0

80

63

59

55

59

55

04 15

5.0

80

59

55

59

55

59

05 15

4.0

86

59

59

59

59

59

06 15

5.0

85

63

78

78

75

78

07 15

4.0

85

78

78

75

78

74

08 15

5.0

84

78

78

75

78

74

09 15

6.0

86

83

83

83

83

83

10 15

6.0

86

83

83

83

83

83

11 15

6.0

83

83

83

83

83

83

12 15

5.0

83

83

83

83

83

83

YEAR

4.6

83

67

67

67

67

67





STATION	YEAR	MONTH	HOUR	TEMPERATURE AND HUMIDITY										RAINFALL (INS)			TOTAL SUNSHINE DURATION INS
				MEAN					MEAN					TOTAL	MOST IN A DAY	NO. OF DAYS WITH	
				WIND SPEED DIR.	CLOUD AMT. (EIGHTHS)	PRESSURE REDUCED TO M.S.L. (INS)	DRY BULB %	WET BULB %	VAR PRESS.	REL HUM. %	MAX. %	MIN. %	EXTREME MAX.				

1955

GROVE BOTANIC STATION

01	09	2.3	3.8	30.118	78	69	63	82	67	3.70	1.80	6	230.1		
02	09	2.1	3.7	30.045	77	71	71	82	72	2.10	.49	17	191.9		
03	09	2.0	3.6	30.087	77	71	70	82	72	2.84	.87	15	217.4		
04	09	2.1	4.1	30.015	80	73	64	84	75	1.09	.37	6			
05	09	2.2	4.9	30.033	83	74	70	86	76	3.10	1.05	13	218.6		
06	09	1.3	5.0	30.040	82	75	73	87	76	4.11	.83	13	192.7		
07	09	1.8	4.7	30.027	82	76	76	87	76	4.52	.82	17	235.3		
08	09	1.6	4.6	29.967	83	77	76	87	76	9.63	1.77	20	203.5		
09	09	1.8	5.6	29.957	83	77	76	87	76	7.42	1.36	22	190.6		
10	09	2.5	5.1	29.944	84	77	76	87	76	11.62	2.37	18			
11	09	3.4	4.8	29.957	81	76	76	85	76	4.95	.74	17	212.3		
12	09	3.4	5.3	30.015	79	74	77	83	73	4.55	1.00	20	194.4		
YEAR				2.2	4.6	30.017	81	74	72				59.63	2.37	184

01	15	1.9	3.1	30.060	80	71	61						
02	15	2.2	2.9	29.973	80	72	65						
03	15	2.1	2.5	30.007	80	72	65						
04	15												
05	15	1.6	4.0	29.998	85	76	65						
06	15												
07	15												
08	15	1.4	4.7	29.938	85	78	72						
09	15												
10	15	3.1	5.0	29.876	86	79	72						
11	15												
12	15	3.3	5.2	29.885	84	77	73						

1956

01	09	3.5	5.2	29.999	77	72	78	82	70	4.12	1.07	13	187.4			
02	09	4.0	4.5	30.051	77	71	73	81	72	4.49	1.21	13	207.8			
03	09	3.4	4.5	30.061	78	71	73	83	72	5.65	1.44	16	226.0			
04	09	3.3	5.2	30.018	80	74	73	85	73	6.62	2.72	16	238.8			
05	09	2.8	5.2	30.033	81	74	74	85	74	5.55	1.32	11	243.2			
06	09	3.5	5.2	30.050	81	75	75	85	75	7.59	1.74	20	221.8			
07	09	4.4	5.7	30.067	81	75	77	85	76	5.00	1.63	24	269.1			
08	09	3.2	5.0	30.028	81	76	78	86	75	12.98	6.86	20	234.0			
09	09	2.4	5.4	30.002	82	76	76	88	76	5.47	1.83	18	224.4			
10	09	2.2	6.1	30.000	82	76	76	87	75	4.79	1.47	19	257.9			
11	09	1.8	5.7	30.001	80	75	77	85	75	7.77	2.53	17	224.6			
12	09	2.6	6.0	30.052	77	72	77	81	73	6.58	.92	22	234.0			
YEAR				3.1	5.3	30.030	80	74	76				76.71	6.86	209	230.8

STATION	YEAR	MONTH	HOUR	MEAN			TEMPERATURE AND HUMIDITY.						RAINFALL (INS)			TOTAL SUNSHINE DURATION hrs
				WIND SPEED MPH.	CLOUD AMT. (height)	PRESSURE REDUCED TO M.S.L. IN.	MEAN			EXTREME			TOTAL	MOST IN A DAY	NO. OF DAYS WITH	
							DRY BULB %	WET BULB %	VAP. PRESS.	REL. HUM. %	MAX. %	MIN. %				

GROVE BOTANIC STATION

1956

01 15  
02 15  
03 15  
04 15  
05 15  
06 15  
07 15  
08 15  
09 15  
10 15  
11 15  
12 15

4.6 4.7 29.980 79 72 69  
3.8 4.0 29.982 81 73 68  
3.5 5.0 29.958 83 75 67  
2.8 4.9 29.978 84 76 68  
3.9 4.5 29.969 84 77 73  
2.7 5.7 29.945 86 77 66  
2.0 5.5 29.924 86 78 69  
2.0 5.4 29.932 83 76 72

1957

01 09  
02 09  
03 09  
04 09  
05 09  
06 09  
07 09  
08 09  
09 09  
10 09  
11 09  
12 09

3.1 5.3 30.138 76 70 75 80 72  
2.5 5.6 30.114 76 70 75 81 71  
1.6 4.5 30.086 78 71 71 85 71  
2.7 4.7 30.100 80 72 69 85 73  
2.8 4.7 82 73 65 87 74  
3.2 5.1 30.051 83 75 71 88 77  
2.7 6.3 30.070 83 76 71 87 77  
2.0 5.6 30.040 83 77 75 89 78  
2.4 6.2 30.014 84 77 75 88 77  
1.9 5.8 30.001 82 76 77 87 75  
2.5 5.7 30.015 81 75 78 84 75  
4.9 30.051 79 74 80 83 73

6.19 .82 26 243.7  
3.41 1.08 15 236.5  
1.31 .94 7 268.6  
2.47 .64 13 245.1  
1.15 .50 8 262.7  
3.58 .86 14 264.8  
3.16 .53 19 246.7  
4.66 1.41 20 256.0  
7.13 1.19 24 231.1  
7.92 1.42 18 227.1  
12.80 3.49 21 201.7  
8.10 2.03 20 217.5

YEAR

5.4 73 85 74

61.88 3.49 205 241.8

01 15  
02 15  
03 15  
04 15

2.9 5.0 30.067 79 73 73  
2.8 4.9 30.022 80 73 68  
1.9 4.5 30.005 83 72  
2.8 5.0 30.022 83 73



STATION	YEAR	MONTH	HOUR	MEAN				TEMPERATURE AND HUMIDITY							RAINFALL (INS)		TOTAL SUNSHINE DURATION hrs
				WIND SPEED M.P.H.	CLOUD AMT. (eighths)	PRESSURE REDUCED TO M.S.L.	DRY BULB OF	WET BULB OF	VAP. PRESS. MB.	MEAN			EXTREME		TOTAL	MOST IN A DAY	
										REL. HUM. %	MAX. %	MIN. %	MAX.	MIN.			

1958				TEMPERATURE AND HUMIDITY													RAINFALL (INS)		TOTAL SUNSHINE DURATION hrs
MONTH	HOUR	WIND SPEED M.P.H.	CLOUD AMT. (eighths)	PRESSURE REDUCED TO M.S.L.	DRY BULB OF	WET BULB OF	VAP. PRESS. MB.	MEAN			EXTREME		TOTAL	MOST IN A DAY					
								REL. HUM. %	MAX. %	MIN. %	MAX.	MIN.							
01	09		5.7	30.038	77	72		77	83	72				1.33	.46	12	241.2		
02	09													.40	.21	2	278.6		
03	09	2.1	2.7		81	73		66	88	73				1.27	.42	7	251.1		
04	09	2.2	3.8		84	75		64	89	75				9.91	3.13	16	240.2		
05	09	1.9	4.5	30.006	83	77		77	87	77				13.18	2.86	19	220.5		
06	09	2.1	4.6	30.049	83	78		77	88	77				9.06	2.38	19	251.5		
07	09	2.0	4.7		82	77		79	86	76				3.53	1.17	17	236.9		
08	09		5.6	30.019	83	78		77	89	77				10.27	2.00	21	219.6		
09	09	1.3	5.3	30.008	83	78		77	88	76				9.20	2.57	15	244.5		
10	09		5.3	29.993	82	77		77	87	75				6.57	1.54	17	240.6		
11	09		5.1	29.990	81	75		75	87	75				5.93	1.74	16	233.1		
12	09		5.1	30.016	79	74													

09 15 5.6 29.941 87 79 69  
 10 15 5.2 29.946 85 78 73

1959				TEMPERATURE AND HUMIDITY													RAINFALL (INS)		TOTAL SUNSHINE DURATION hrs
MONTH	HOUR	WIND SPEED M.P.H.	CLOUD AMT. (eighths)	PRESSURE REDUCED TO M.S.L.	DRY BULB OF	WET BULB OF	VAP. PRESS. MB.	MEAN			EXTREME		TOTAL	MOST IN A DAY					
								REL. HUM. %	MAX. %	MIN. %	MAX.	MIN.							
01	09		5.2	1018.3	76	72		79	83	72				4.23	.66	17	247.8		
02	09	1.7	5.2	1018.5	77	71		72	82	71				4.27	1.48	15	212.3		
03	09		4.3	1018.5	79	72		73	84	74				2.08	.68	7	221.1		
04	09	1.4	4.5	1016.6	60	74		72	85	74				9.06	3.94	14	231.2		
05	09		5.2	1019.2	80	74	26.1	75		74				4.10	1.64	19			
06	09		4.2	1019.4	83	76	27.2	72	87	77				1.13	.26	8			
07	09		3.9	1019.0	82	76	27.8	74	88	76				6.71	1.93	15			
08	09		4.1	1018.2	83	77	28.9	75	88	76				6.36	1.85	14			
09	09		4.0	1017.9	84	77	29.0	74	89	77				4.88	1.30	15			
10	09		4.9	1018.8	82	76	28.5	76	87	76				4.80	1.12	18			
11	09		4.5	1017.9	82	76	27.5	74	86	74				4.06	.51	19			
12	09		4.8	1018.5	80	74	26.1	75	85	74				3.75	.55	13			

09 15 5.6 29.941 87 79 69  
 10 15 5.2 29.946 85 78 73  
 09 15 5.6 29.941 87 79 69  
 10 15 5.2 29.946 85 78 73  
 01 09 5.2 1018.3 76 72 79  
 02 09 1.7 5.2 1018.5 77 71 72  
 03 09 4.3 1018.5 79 72 73  
 04 09 1.4 4.5 1016.6 60 74 72  
 05 09 5.2 1019.2 80 74 75  
 06 09 4.2 1019.4 83 76 77  
 07 09 3.9 1019.0 82 76 74  
 08 09 4.1 1018.2 83 77 75  
 09 09 4.0 1017.9 84 77 74  
 10 09 4.9 1018.8 82 76 76  
 11 09 4.5 1017.9 82 76 74  
 12 09 4.8 1018.5 80 74 75  
 YEAR 4.6 1018.4 81 75 74 55.43 3.94 174 75



STATION	YEAR	MONTH	HOUR	MEAN PRESSURE				TEMPERATURE AND HUMIDITY					WIND		TOTAL	IN A DAY	DAYS WITH	DURATION OF
				WIND SPEED	DIR.	CLOUD AMT.	H. ABOVE TO M.S.L.	DRY BULB	WET BULB	VAR. PRESS.	REL. HUM.	EXTREME						
												MAX.	MIN.	%				

**GROVE BOTANIC STATION**

1961	
YEAR	MONTH
01	09
02	09
03	09
04	09
05	09
06	09
07	09
08	09
09	09
10	09
11	09
12	09
YEAR	

4.1	1019.3	78	72	24.1	75	83	74	4.29	.74	18
4.1	1020.7	77	71	23.7	74	83	72	2.96	1.32	9
4.7	1019.3	78	71	23.0	70	84	72	1.85	.71	7
4.0	1019.2	80	73	24.3	69	87	74	2.34	.78	10
4.5	1020.4	81	74	25.3	69	87	75	2.89	.54	10
5.2	1020.1	82	75	26.2	70	87	77	5.97	1.09	13
5.4	1019.3	82	76	27.8	75	86	76	7.34	2.61	15
3.9	1018.7	83	76	27.7	72	87	77	4.00	1.00	16
4.9	1017.4	84	76	27.6	72	88	76	7.29	1.40	16
6.4	1017.1	81	75	27.4	75	86	76	8.27	4.07	15
6.2	1017.2	80	75	27.6	80	84	73	4.62	.80	17
5.5	1019.6	78	73	25.8	79	83	73	54.73	4.07	164
YEAR		4.9	1019.0	80	74	25.9	73	85	75	

**1962**

3.0	1018.2	81	73	24.5	64					
3.4	1019.0	82	73	23.6	64					
5.4	1019.3	85	75	26.0	64					
4.9	1018.4	83	76	27.7						
3.9	1017.9	86	77	28.1	68					
5.0	1016.6	86	76	26.8	64					
5.9	1016.6	84	76	27.6	70					
5.2	1021.5	76	71	24.2	80	81	72	9.87	1.62	25
4.4	1020.9	76	70	23.1	76	82	71	2.04	.60	10
4.4	1018.7	78	72	23.9	73	85	71	1.42	1.00	5
5.5	1019.5	78	72	24.5	76	84	73	7.38	1.30	17
5.0	1018.0	81	75	27.2	75	89	72	3.77	1.48	11
5.9	1019.4	81	75	27.8	78	87	76	6.80	1.15	16
4.2	1020.3	82	77	29.2	78	89	77	8.64	1.41	17
4.2	1019.3	82	77	29.1	79	87	76	5.69	1.25	18
5.0	1018.9	82	77	30.1	81	89	77	6.47	1.26	13
4.3	1018.9	83	77		77	88	75	2.30	.66	6
5.2	1019.3	81	75		77	87	74	1.60	.42	10
3.3	1019.0	79	75		83	86	74			
YEAR		4.7	1019.5	80	74	86	74			

STATION	YEAR	MONTH	HOUR	MEAN				TEMPERATURE AND HUMIDITY						RAINFALL (ins)			TOTAL SUNSHINE DURATION hrs
				WIND SPEED mph	CLOUD AMT. (eighths)	PRESSURE REDUCED TO M.S.L. mb	DRY BULB °F	WET BULB °F	MEAN		EXTREME		TOTAL	MOST IN A DAY	NO. OF DAYS WITH		
									REL. HUM. %	MAX. %	MIN. %	MAX. MIN.					

1963

GROVE BOTANIC STATION

01	09	01	09	4.0	1020.0	77	72	77	83	73	77	83	73	4.65	1.64	12
02	09	02	09	4.4	1020.6	77	72	79	83	73	79	83	73	2.49	.41	14
03	09	03	09	3.7	1021.2	78	71	73	84	72	73	84	72	2.52	.59	16
04	09	04	09	4.4	1019.1	80	74	72	85	72	72	85	72	5.55	1.22	14
05	09	05	09	4.9	1019.4	80	74	75	85	73	75	85	73	6.53	1.44	17
06	09	06	09	5.0	1020.7	82	76	78	86	76	78	86	76	5.95	.98	13
07	09	07	09	5.0	1020.7	82	76	78	86	76	78	86	76	5.94	.83	18
08	09	08	09	5.7	1019.4	84	77	74	88	76	74	88	76	3.82	.81	14
09	09	09	09	6.0	1017.7	84	78	76	89	77	76	89	77	9.17	4.21	19
10	09	10	09	5.2	1017.6	84	78	77	88	76	77	88	76	9.02	4.74	14
11	09	11	09	5.9	1018.2	81	76	82	86	75	82	86	75	8.09	1.75	19
12	09	12	09	4.6	1017.9	80	75	77	86	74	77	86	74	3.40	.98	17
YEAR				4.9	1019.4	81	75	77	85	74	77	85	74	67.13	4.74	187

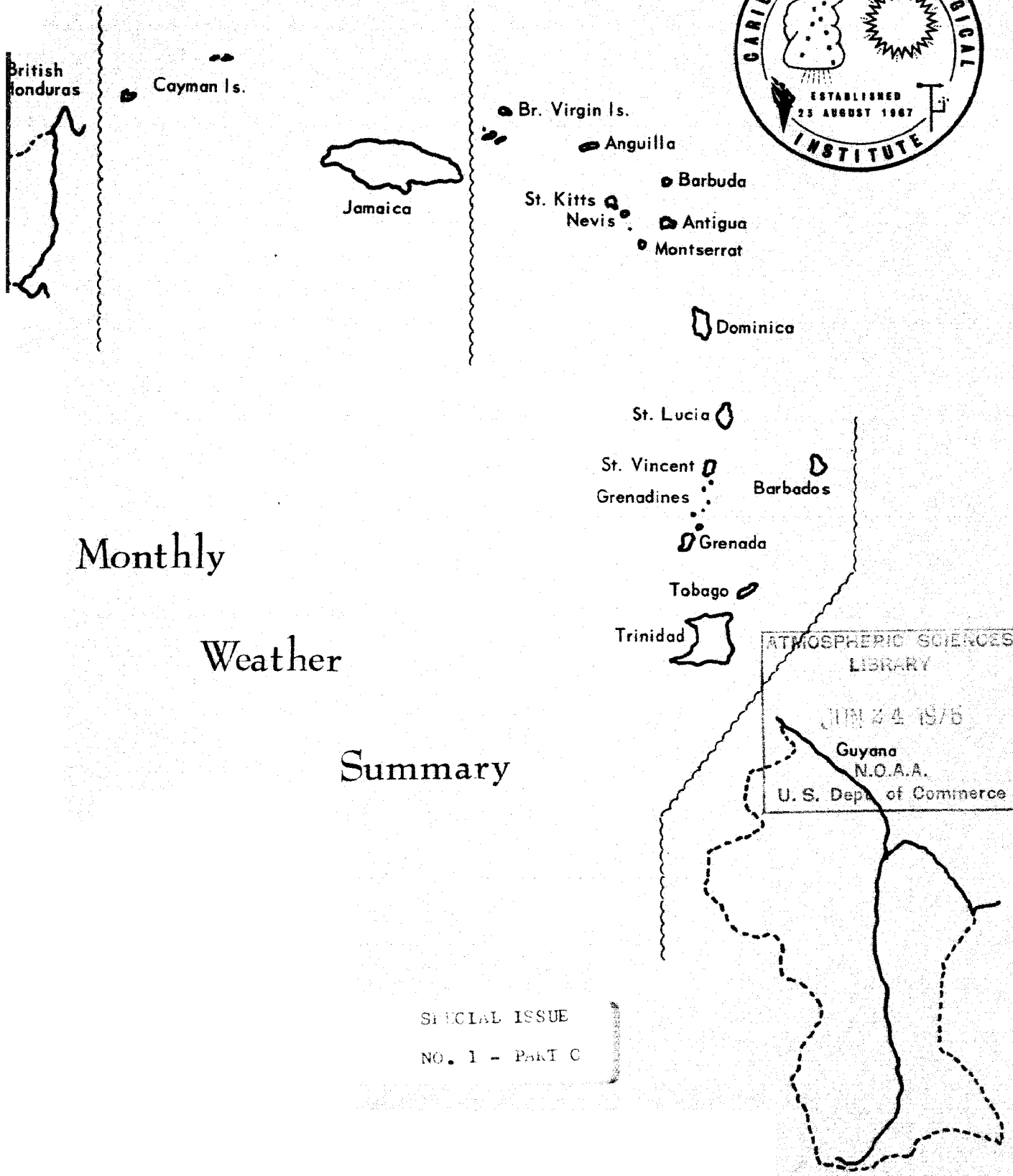
01	15	01	15	3.3	1019.2	82	74	65								
02	15	02	15		1019.3	83	72									
03	15	03	15													
04	15	04	15													
05	15	05	15	4.8	1018.2	84	76									
06	15	06	15													
07	15	07	15	4.3		84	77	73								
08	15	08	15													
09	15	09	15	5.7	1017.9	87	80	72								
10	15	10	15	5.4	1017.6	85	78	74								
11	15	11	15													
12	15	12	15													

1964

01	09	01	09	5.2	1020.4	77	72	78	83	72	78	83	72	3.66	.92	15
02	09	02	09	4.6	1020.1	78	73	75	85	73	75	85	73	1.48	.56	9
03	09	03	09	4.8	1019.7	78	73	77	84	72	77	84	72	7.78	2.22	12
04	09	04	09	5.2	1019.9	79	73	77	83	74	77	83	74	7.92	3.56	21
05	09	05	09	4.8	1020.3	82	75	69	86	75	69	86	75	1.38	.41	8
06	09	06	09	5.6	1019.9	82	76	73	87	77	73	87	77	3.14	.49	19
07	09	07	09	5.0	1019.9	82	76	75	86	77	75	86	77	7.05	2.47	21
08	09	08	09	5.4	1020.5	83	77	75	85	77	75	85	77	6.07	1.81	19
09	09	09	09	5.2	1019.8	84	77	73	87	77	73	87	77	5.52	1.68	21
10	09	10	09	4.6	1019.9	83	76	73	86	75	73	86	75	4.17	1.13	16
11	09	11	09	4.5	1019.3	81	74	73	84	74	73	84	74	3.50	.80	13
12	09	12	09	4.9	1019.5	77	71	73	82	72	73	82	72	3.70	.67	15
YEAR				5.0	1019.9	81	74	74	85	75	74	85	75	55.17	3.56	189







Monthly

Weather

Summary

SPECIAL ISSUE  
NO. 1 - PART C

MONTHLY WEATHER SUMMARY

Prepared and published by the  
Caribbean Meteorological Institute  
Husbands, St. James, Barbados, W.I.

SPECIAL ISSUE

NO. 1 - PART C



MONTHLY WEATHER SUMMARY

SPECIAL ISSUE NO. 1 PARTS A-C

PART C

SAINT KITTS/NEVIS/ANGUILLA

ANTIGUA

BRITISH VIRGIN ISLANDS

CAYMAN ISLANDS

## PREFACE

This publication, which is divided into three parts, is a Special issue of the C.M.I. Monthly Weather Summary, and contains data, for years prior to those years already published in the Monthly Weather Summaries, for selected stations in the region covered by the Caribbean Meteorological Organisation. At least one station has been selected from each of the Lesser Developed Countries of the C.M.O., and all the data from that station/s held at the Institute and not yet published have been included in this issue.

Part A of this publication contains data from Grenada, Saint Vincent and Saint Lucia; Part B contains data from Dominica and Montserrat and Part C contains data from Antigua, Saint Kitts-Nevis-Anguilla, British Virgin Islands and the Cayman Islands.

The work in carrying out the collection, quality checking, reduction to punch cards, analysis and publication of these data has been made possible through a grant of funds by the Organisation of American States to the Caribbean Meteorological Institute for this purpose. This work was carried out under the direction of the Climatologist by personnel of the Caribbean Meteorological Institute and two persons specially recruited for this purpose and paid from the funds supplied by the OAS.

The grant of these funds by the Organisation of American States through its Regional Scientific and Technological Development Program is sincerely appreciated and gratefully acknowledged.

COUNTRY

SAINT KITTS

LOCAL STANDARD TIME

GREENWICH MEAN TIME MINUS 4 HOURS

STATION

LA GUERITE

LATITUDE

17° 20' NORTH

LONGITUDE

62° 45' WEST

ALTITUDE

158 FEET

PERIOD OF RECORD

1917; 1921 - 1927; 1929 -  
1939; 1955 - SEPTEMBER 1962

STATION	YEAR	MONTH	HOUR	TEMPERATURE AND HUMIDITY										RAINFALL (INS)		TOTAL SUNSHINE DURATION (HRS)
				MEAN					EXTREME					TOTAL	NO. OF DAYS WITH	
				WIND SPEED (M.P.H.)	CLOUD AMT. (PERCENT)	PRESSURE REDUCED TO M.S.L. (INS)	DRY BULB (°F)	WET BULB (°F)	VAR. PRESS. (INS)	REL. HUM. (%)	MAX. (°F)	MIN. (°F)	MAX. (°F)			

LA GUERITE 1917

01	09	30.094	76	71	79	72	81	66	1.73		
02	09	30.105	76	71	76	72	83	67	2.82		
03	09	30.104	77	71	73	80	72	84	67	1.61	
04	09	30.014	79	74	75	82	75	87	68	2.39	
05	09	30.039	80	76	81	86	77	87	71	2.11	
06	09	30.063	83	78	75	85	81	88	70	6.13	
07	09	30.056	82	77	76	85	78	87	72	2.99	
08	09	30.064	83	79	77	86	78	88	72	3.08	
09	09	30.042	82	79	83	84	77	87	72	7.81	
10	09	30.028	82	76	72	84	77	87	71	2.91	
11	09	30.004	81	73	64	84	76	88	71	2.31	
12	09	30.012	78	72	69	82	74	86	67	3.92	
YEAR		30.052	80	75	75	83	76	85	66	39.81	

01	15	30.017	78	72	72					
02	15	30.030	78	73	73					
03	15	30.030	79	73	72					
04	15	29.951	81	75	72					
05	15	29.981	83	77	72					
06	15	30.023	83	78	76					
07	15	30.020	83	78	73					
08	15	30.010	84	79	76					
09	15	29.967	83	79	80					
10	15	29.952	83	76	67					
11	15	29.918	82	74	65					
12	15	29.932	80	72	64					
YEAR		29.986	81	76	72					

1921

01	09	30.076	78		.713	73	82	72	84	69	6.65	3.10	11
02	09	30.055	80		.675	67	81	72	84	69	3.89	1.80	7
03	09	30.053	79		.652	66	81	71	87	69	3.28	.55	12
04	09	30.054	80		.633	62	81	72	83	73	2.16	.66	6
05	09	30.010	84		.704	61	85	75	88	73	1.06	.32	4
06	09	30.046	86		.746	61	87	76	90	70	1.21	.36	5
07	09	30.091	84		.801	70	85	75	88	68	1.15	.74	13
08	09	30.030	85		.790	66	87	76	89	73	3.72	1.00	9
09	09	30.003	85		.826	68	87	76	89	73	2.85	.74	12
10	09	29.970	84		.837	73	85	74	87	70	6.66	1.50	18
11	09	30.007	81		.751	71	83	74	86	71	2.86	.91	12
12	09	30.006	81		.721	69	81	72	84	69	3.52	.56	11
YEAR		30.033	82		.737	67	84	74	86	69	42.03	3.10	121



STATION	YEAR	MONTH	HOUR	MEAN				TEMPERATURE AND HUMIDITY										RAINFALL (INS)		TOTAL SUNSHINE DURATION IN HRS
				WIND SPEED (M.P.H.)	CLOUD AMT. (EIGHTHS)	PRESSURE REDUCED TO M.S.L. (INS)	MEAN			EXTREME			TOTAL	MOST IN A DAY	NO. OF DAYS WITH					
							DRY BULB (°F)	WET BULB (°F)	VAR. PRESS. (°F)	REL. HUM. (%)	MAX. (°F)	MIN. (°F)				MAX. (°F)	MIN. (°F)			

LA GUERITE 1923

01	09	29.987	79	63	80	70	83	68	1.58	.25	13
02	09	30.040	80	62	81	71	83	68	1.08	.25	11
03	09	30.023	79	64	82	69	85	65	3.94	.93	11
04	09	29.991	82	57	84	71	87	67	1.66	.50	9
05	09	29.964	85	57	88	74	91	72	.07	.07	1
06	09	30.016	83	65	85	74	90	68	5.97	1.50	13
07	09	29.998	84	65	84	75	89	72	1.91	1.20	7
08	09	29.980	84	67	87	75	89	73	2.93	.72	11
09	09	29.924	86	62	87	75	89	72	3.61	1.00	9
10	09	29.878	84	71	86	73	89	67	7.77	2.49	15
11	09	29.907	84	62	85	72	88	70	.32	.14	3
12	09	29.956	80	62	82	71	85	68	2.88	1.10	11
YEAR		29.972	83	63	84	73	91	65	33.72	2.49	114

01	15	78	64
02	15	79	63
03	15	79	64
04	15	80	62
05	15	85	55
06	15	82	68
07	15	83	65
08	15	84	64
09	15	85	62
10	15	84	69
11	15	83	64
12	15	79	63
YEAR		82	64

1924

01	09	30.020	77	73	82	71	84	68	3.12	.81	14
02	09	30.020	77	74	82	70	84	67	3.17	.44	17
03	09	29.948	81	60	85	70	89	65	.29	.29	1
04	09	29.942	83	63	85	73	89	69	2.30	.57	9
05	09	29.966	83	67	85	73	88	70	4.85	1.45	20
06	09	29.983	83	65	85	74	88	69	7.62	4.60	14
07	09	29.996	82	70	84	75	86	69	4.72	1.07	14
08	09	29.926	83	71	85	75	87	70	20.71	8.80	14
09	09	29.932	83	73	85	73	89	70	6.57	3.05	10
10	09	29.898	83	71	86	74	89	71	3.34	.86	10
11	09	29.882	83	70	85	74	88	70	.99	.27	6
12	09	29.971	80	69	82	72	85	68	5.93	1.03	24
YEAR		29.957	82	69	84	73	90	65	65.61	8.80	153

STATION	YEAR	MONTH	HOUR	MEAN			TEMPERATURE AND HUMIDITY							RAINFALL (INS)			TOTAL SUNSHINE DURATION HRS
				WIND SPEED Kts.	CLOUD AMT. (eighths)	PRESSURE REDUCED TO M.S.L. ins.	MEAN			EXTREME				TOTAL	MOST IN A DAY	NO. OF DAYS WITH	
							DRY BULB °F	WET BULB °F	VAP. PRESS. °F	REL. HUM. %	MAX. °F	MIN. °F	MAX. °F				

LA GUERITE 1924

01	15	79	64	67	81	69	83	67	3.69	1.00	16	
02	15	79	66	74	80	68	83	64	3.29	1.56	10	
03	15	82	59	61	82	69	87	65	1.15	.28	9	
04	15	82	62	65	86	72	89	66	2.27	.72	6	
05	15	83	68	65	84	73	87	69	1.73	.40	3	
06	15	83	65	65	86	71	89	68	2.50	.50	11	
07	15	84	67	68	85	74	88	69	5.45	1.32	12	
08	15	84	67	72	85	74	87	70	5.29	.62	19	
09	15	84	67	72	86	73	90	67	5.05	1.35	11	
10	15	84	68	74	85	73	88	69	6.54	1.92	16	
11	15	82	65	70	83	72	87	69	4.10	1.00	13	
12	15	80	67	65	83	70	85	68	1.10	.50	8	
YEAR				82	68	84	72	90	64	42.16	1.92	140

1925

01	15	79	66	67	81	69	83	67	3.69	1.00	16	
02	15	79	65	74	80	68	83	64	3.29	1.56	10	
03	15	79	62	61	82	69	87	65	1.15	.28	9	
04	15	83	65	65	86	72	89	66	2.27	.72	6	
05	15	82	64	65	84	73	87	69	1.73	.40	3	
06	15	83	65	65	86	71	89	68	2.50	.50	11	
07	15	83	65	68	85	74	88	69	5.45	1.32	12	
08	15	84	69	72	85	74	87	70	5.29	.62	19	
09	15	84	68	72	86	73	90	67	5.05	1.35	11	
10	15	83	74	74	85	73	88	69	6.54	1.92	16	
11	15	82	70	70	83	72	87	69	4.10	1.00	13	
12	15	81	65	65	83	70	85	68	1.10	.50	8	
YEAR				82	68	84	72	90	64	42.16	1.92	140

STATION	YEAR	MONTH	HOUR	MEAN				TEMPERATURE AND HUMIDITY							RAINFALL (INCHES)		TOTAL SUNSHINE DURATION (HRS)
				WIND SPEED (M.P.H.)	CLOUD AMT. (EIGHTHS)	PRESSURE REDUCED TO M.S.L. (INS.)	MEAN			EXTREME		TOTAL	MOST IN A DAY	NO. OF DAYS WITH			
							DRY BULB (°F)	WET BULB (INS.)	VAP. PRESS. (INS.)	REL. HUM. (%)	MAX. (°F)				MIN. (°F)		

LA GUERITE 1926

01	09	30.007	79	.724	72	82	71	86	69	1.90	.58	9		
02	09	30.002	80	.722	70	83	71	86	67	2.42	.78	8		
03	09	29.991	81	.660	62	84	70	88	65	1.13	.86	4		
04	09	30.009	82	.740	67	84	72	87	68	3.96	.36	12		
05	09	29.954	83	.816	73	85	73	88	68	7.69	1.75	10		
06	09	29.986	83	.834	74	85	72	88	67	4.22	1.55	10		
07	09	29.965	83	.875	77	85	77	87	73	6.21	1.71	12		
08	09	29.979	83	.899	79	85	77	89	73	7.03	2.25	11		
09	09	29.908	84	.884	75	86	77	89	70	7.14	2.35	12		
10	09	29.908	84	.872	75	86	76	88	71	6.20	1.87	11		
11	09	29.910	82	.864	79	83	75	87	73	4.83	.96	13		
12	09	29.942	80	.725	70	81	74	85	70	6.68	2.22	17		
YEAR				29.963	82	.801	73	84	74	89	65	59.41	2.35	129

01	15		81	.724	68								
02	15		81	.710	67								
03	15		82	.663	61								
04	15		82	.750	69								
05	15		84	.810	70								
06	15		82	.822	75								
07	15		83	.846	75								
08	15		84	.941	80								
09	15		85	.890	73								
10	15		83	.831	74								
11	15		82	.804	73								
12	15		79	.737	74								
YEAR				.794	72								

1927

01	09	30.011	77	74	81	71	85	69	3.13	.70	15
02	09	30.046	78	70	81	72	82	69	1.39	.23	8
03	09	30.018	79	72	81	72	84	68	7.84	2.54	14
04	09	29.959	79	73	81	73	86	70	6.30	1.54	15
05	09	30.013	83	69	85	76	86	73	4.63	1.80	13
06	09	30.020	83	70	85	76	87	73	3.52	.70	13
07	09	30.022	83	74	86	77	87	73	8.15	2.48	16
08	09	29.954	83	74	86	76	88	73	3.69	.71	14
09	09	29.893	85	70	87	75	88	73	3.73	1.06	13
10	09	29.891	84	73	86	76	88	71	9.29	1.56	19
11	09	29.880	81	79	83	75	86	70	7.28	1.54	16
12	09	29.926	80	69	82	73	84	70	1.63	.30	9
YEAR				72	84	74	88	68	60.58	2.54	165



STATION	YEAR	MONTH	HOUR	MEAN			TEMPERATURE AND HUMIDITY							RAINFALL (INS)			TOTAL SUNSHINE DURATION HRS	
				WIND SPEED MPH	CLOUD AMT. (EIGHTS)	PRESSURE REDUCED TO M.S.L. INS	DRY BULB TEMP. °F	WET BULB TEMP. °F	VAR. PRESS. °F	MEAN		EXTREME			TOTAL	MOST IN A DAY		NO. OF DAYS WITH
										REL. HUM. %	MAX. °F	MIN. °F	MAX. °F	MIN. °F				

LA GUERITE 1927

01	15	3.0															80	66
02	15	3.0															79	64
03	15	4.0															80	70
04	15	6.0															80	75
05	15	5.0															83	69
06	15	5.0															83	72
07	15	5.0															83	75
08	15	4.0															84	72
09	15	4.0															86	69
10	15	4.0															84	70
11	15	6.0															80	79
12	15	3.0															80	70
YEAR		4.3															82	71

1929

01	09	3.0	20.0	017													78	69	80	72	82	66	2.54	.49	19
02	09	3.0	29.9	999													78	68	81	71	83	68	1.24	.28	13
03	09	5.0	30.0	020													77	82	81	70	83	66	5.20	1.00	17
04	09	3.0	30.0	010													79	64	82		85	69	1.23	.59	6
05	09	6.0	30.0	024													80	73	83	73	85	69	2.57	.62	17
06	09	4.0	30.0	013													81	77	84	76	87	73	4.02	.93	17
07	09	4.0	30.0	012													82	74	85	76	87	73	3.14	1.05	18
08	09	4.0	29.9	989													82	77	84	76	87	73	6.15	1.56	21
09	09	4.0	29.9	934													85	70	86	77	88	74	2.60	.55	12
10	09	3.0	29.9	911													84	70	86	76	88	73	3.13	.40	15
11	09	4.0	25.9	926													81	74	83	74	85	72	7.21	1.76	12
12	09	3.0	30.0	014													78	73	81	71	83	67	4.39	.72	20
YEAR		3.8	29.9	989													80	73	83		88	66	43.42	1.76	187

01	15	2.0															79	54							
02	15	2.0															80	65							
03	15	4.0															79	67							
04	15	3.0															81	59							
05	15	4.0															82	67							
06	15	4.0															82	78							
07	15	3.0															83	71							
08	15	4.0															83	73							
09	15	4.0															84	73							
10	15	4.0															84	70							
11	15	5.0															81	70							
12	15	3.0															79	71							
YEAR		3.5															81	69							

STATION	YEAR	MONTH	HOUR	MEAN				TEMPERATURE AND HUMIDITY							RAIN FALL (INS)		TOTAL SUNSHINE DURATION HRS	
				WIND SPEED KTS.	CLOUD AMT. (HEIGHTS)	PRESSURE REDUCED TO M.S.L. INS.	DRY BULB °F.	WET BULB °F.	VAR. PRESS.	MEAN			EXTREME			TOTAL		MOST IN A DAY
										REL. HUM. %	MAX. °F.	MIN. °F.	MAX. °F.	MIN. °F.	NO. OF DAYS WITH			

LA GUERITE 1930

01	09	5.0	30.052	77	76	79	69	82	65	6.59	2.07	20		
02	09	3.0	30.026	78	67	80	70	82	68	.53	.13	9		
03	09	3.0	29.981	79	66	82	71	86	68	1.66	.78	5		
04	09	5.0	30.002	79	68	83	76	86	71	1.70	.40	8		
05	09	3.0	30.032	82	67	84	78	87	74	1.33	.51	6		
06	09	5.0	29.997	83	70	85	79	88	76	2.52	1.26	8		
07	09	5.0	30.036	83	71	86	77	87	73	1.92	.37	16		
08	09	4.0	29.994	83	79	86	76	88	71	4.39	.92	18		
09	09	5.0	29.985	83	76	86	76	87	72	4.09	1.38	12		
10	09	4.0	29.936	84	84	86	76	88	74	2.20	.69	13		
11	09	4.0	29.942	82	79	84	74	87	70	12.66	4.62	19		
12	09	4.0	29.963	80	73	83	74	86	71	3.71	.88	23		
YEAR				4.2	29.996	81	73	84	75	88	65	43.30	4.62	157

1931

01	15	5.0		78	70												
02	15	3.0		79	63												
03	15	3.0		80	67												
04	15	5.0		81	66												
05	15	3.0		82	70												
06	15	5.0		84	72												
07	15	5.0		84	68												
08	15	3.0		85	73												
09	15	5.0		84	79												
10	15	3.0		85	82												
11	15	3.0		82	75												
12	15	3.0		83	76												
YEAR				3.8	72												

1931

01	09	4.0	29.996	79	73	82	70	86	66	.66	.19	10
02	09	5.0	29.956	79	74	82	71	85	62	1.32	.25	10
03	09	4.0	29.981	80	74	84	73	86	70	.37	.17	5
04	09	5.0	29.952	81	76	84	75	86	67	5.99	1.39	11
05	09	5.0	29.941	83	79	86	76	88	71	5.80	1.74	13
06	09	5.0	30.005	84	76	87	77	89	73	3.47	1.01	13
07	09	5.0	29.967	84	75	86	76	87	71	4.11	.73	20
08	09	6.0	30.008	83	75	85	77	88	71	6.25	1.37	14
09	09	4.0	29.944	83	78	85	76	87	72	4.25	1.40	17
10	09	4.0	29.925	83	79	86	76	88	73	2.71	.53	15
11	09	4.0	29.882	83	77	84	74	87	68	10.05	1.78	18
12	19	4.0	29.997	81	71	73	74	83	69	5.32	1.35	17
YEAR				4.6	29.93	76	75	83	62	60.30	1.78	163

STATION	YEAR	MONTH	HOUR	MEAN			TEMPERATURE AND HUMIDITY							RAINFALL (INS)		TOTAL SUNSHINE DURATION (HRS)	
				WIND SPEED (MPS)	CLOUD AMT. (HEIGHT)	PRESSURE REDUCED TO M.S.L. (INS)	DRY BULB (°F)	WET BULB (°F)	VAR. PRESS. (°F)	MEAN		EXTREME		TOTAL	MOST IN A DAY		NO. OF DAYS WITH
										REL. HUM. (%)	MAX. (°F)	MIN. (°F)	MAX. (°F)				

LA GUERITE 1931

01	15	81	70	77	80	70	82	68	8.63	3.50	16
02	15	81	73	68	80	70	84	67	2.52	1.15	8
03	15	82	76	72	83	71	85	66	2.53	1.05	9
04	15	82	79	74	83	73	85	69	4.58	2.27	16
05	15	84	74	77	85	75	87	70	7.09	2.40	13
06	15	86	76	77	86	75	88	69	6.45	1.47	18
07	15	84	75	75	86	75	88	70	4.78	2.30	16
08	15	85	75	76	86	76	89	71	4.85	1.07	22
09	15	85	72	76	87	76	91	73	6.72	2.16	21
10	15	85	77	78	86	76	88	71	8.64	2.40	22
11	15	82	80	78	83	75	86	70	11.33	3.89	20
12	15	80	74	75	81	73	83	68	4.87	2.04	25
YEAR			83	75	84	74	91	66	73.01	3.89	206

1932

01	09	77	77	77	80	70	82	68	8.63	3.50	16
02	09	78	68	68	80	70	84	67	2.52	1.15	8
03	09	79	72	72	83	71	85	66	2.53	1.05	9
04	09	80	74	74	83	73	85	69	4.58	2.27	16
05	09	82	77	77	85	75	87	70	7.09	2.40	13
06	09	83	77	77	86	75	88	69	6.45	1.47	18
07	09	83	75	75	86	75	88	70	4.78	2.30	16
08	09	84	76	76	86	76	89	71	4.85	1.07	22
09	09	84	76	76	87	76	91	73	6.72	2.16	21
10	09	83	78	78	86	76	88	71	8.64	2.40	22
11	09	81	78	78	83	75	86	70	11.33	3.89	20
12	09	78	75	75	81	73	83	68	4.87	2.04	25
YEAR			81	75	84	74	91	66	73.01	3.89	206

1933

01	15	78	74	74	80	70	82	68	8.63	3.50	16
02	15	79	67	67	80	70	84	67	2.52	1.15	8
03	15	81	67	67	83	71	85	66	2.53	1.05	9
04	15	81	72	72	83	73	85	69	4.58	2.27	16
05	15	82	80	80	85	75	87	70	7.09	2.40	13
06	15	84	76	76	86	75	88	69	6.45	1.47	18
07	15	84	73	73	86	75	88	70	4.78	2.30	16
08	15	85	77	77	86	76	89	71	4.85	1.07	22
09	15	85	73	73	87	76	91	73	6.72	2.16	21
10	15	84	73	73	86	76	88	71	8.64	2.40	22
11	15	82	75	75	83	75	86	70	11.33	3.89	20
12	15	80	70	70	81	73	83	68	4.87	2.04	25
YEAR			82	73	84	74	91	66	73.01	3.89	206

STATION	YEAR	MONTH	HOUR	MEAN						TEMPERATURE AND HUMIDITY						RAIN FALL (ins)			TOTAL SUNSHINE DURATION hrs
				WIND SPEED M.P.H.	CLOUD AMT. (height)	PRESSURE REDUCED TO M.S.L. ins.	DRY BULB °F	WET BULB °F	VAR. PRESS.	MEAN			EXTREME			TOTAL	IN A DAY	NO. OF DAYS WITH	
										REL. HUM. %	MAX. °F	MIN. °F	MAX. °F	MIN. °F	MIN. °F				
<b>LA GUERITE 1933</b>																			
		01	09	4.0	29.988	77	74	80	71	83	67	2.49	.39	17					
		02	09	4.0	30.043	77	66	81	70	83	65	1.21	.30	11					
		03	09	5.0	30.010	79	71	83	72	85	69	1.42	.62	12					
		04	09	5.0	29.907	79	71	83	72	86	68	2.81	.87	13					
		05	09	5.0	29.987	82	70	85	75	87	69	2.18	.50	18					
		06	09	6.0	29.969	83	77	86	75	88	73	2.68	.56	16					
		07	09	6.0	29.980	82	77	86	77	88	73	7.84	3.20	19					
		08	09	6.0	29.945	83	75	85	78	88	72	2.60	.56	14					
		09	09	6.0	29.915	82	77	85	75	88	72	14.03	6.93	22					
		10	09	5.0	29.940	82	86	85	75	88	73	3.54	1.15	14					
		11	09	6.0	29.890	81	81	83	74	87	72	11.02	2.20	23					
		12	09	6.0	29.984	78	75	81	72	82	69	7.50	1.88	24					
		YEAR		5.3	29.963	80	75	74	88	65	59.32	6.93	203						
		01	15	5.0		79	70	80	71	81	68	5.53	2.11	21					
		02	15	4.0		79	62	81	70	82	67	1.21	.53	13					
		03	15	5.0		81	62	81	70	83	68	4.93	1.25	25					
		04	15	5.0		81	69	83	72	84	69	.38	.16	7					
		05	15	5.0		84	70	84	74	86	71	1.68	.65	10					
		07	15	5.0		84	75	85	75	87	72	2.32	.60	13					
		08	15	5.0		83	74	85	76	86	70	9.35	3.12	20					
		09	15	5.0		81	78	85	76	87	71	3.87	.52	24					
		10	15	5.0		83	74	85	75	87	71	6.16	2.70	18					
		11	15	5.0		81	77	87	75	89	73	1.78	.33	11					
		12	15	5.0		79	76	82	73	86	70	8.74	1.95	21					
		YEAR		5.1		82	71	80	71	81	68	52.20	3.12	204					
		01	09	5.0	30.010	77	74	80	71	81	68	5.53	2.11	21					
		02	09	5.0	30.038	77	69	81	70	82	67	1.21	.53	13					
		03	09	5.0	30.000	77	70	81	70	83	68	4.93	1.25	25					
		04	09	4.0	29.988	80	66	83	72	84	69	.38	.16	7					
		05	09	4.0	30.002	81	69	84	74	86	71	1.68	.65	10					
		06	09	5.0	30.008	82	72	85	75	87	72	2.32	.60	13					
		07	09	5.0	30.012	82	74	85	76	86	70	9.35	3.12	20					
		08	09	4.0	29.995	83	74	85	76	87	71	3.87	.52	24					
		09	09	4.0	29.936	82	76	85	75	87	71	6.16	2.70	18					
		10	09	3.0	29.929	84	70	87	75	89	73	1.78	.33	11					
		11	09	4.0	29.887	80	77	83	73	86	70	8.74	1.95	21					
		12	09	5.0	30.000	78	76	82	72	85	69	6.25	2.70	21					
		YEAR		4.4	29.984	80	72	83	73	89	67	52.20	3.12	204					



STATION	YEAR	MONTH	HOUR	MEAN				TEMPERATURE AND HUMIDITY						RAINFALL (IN)			TOTAL SURSHINE DURATION DAYS
				WIND SPEED M.P.H.	CLOUD AMT. (EIGHTHS)	PRESSURE REDUCED TO M.S.L. INS.	DRY BULB TEMP. F.	WET BULB TEMP. F.	MEAN		EXTREME		TOTAL	MOST IN A DAY	NO. OF DAYS WITH		
									REL. HUM. %	MAX. % F.	MAX. % F.	MIN. % F.					

LA GUERITE 1936

01	09	5.0	30.007	78	68	81	72	83	70	3.08	.67	20
02	09	5.0	30.016	77	67	81	70	83	66	3.88	1.15	13
03	09	5.0	29.979	78	66	81	71	83	67	.98	.37	7
04	09	6.0	30.002	81	66	84	74	86	69	.69	.38	9
05	09	6.0	29.980	82	74	85	75	87	70	8.02	1.91	17
06	09	5.0	29.983	84	71	86	77	88	73	2.35	.40	16
07	09	6.0	30.000	83	73	86	77	88	72	4.05	.73	17
08	09	5.0	29.955	83	76	85	76	87	72	7.29	2.00	21
09	09	6.0	29.927	82	77	85	75	88	71	8.39	2.15	21
10	09	6.0	29.933	81	80	84	75	86	72	8.36	2.16	24
11	09	6.0	29.937	80	79	84	74	86	71	5.03	1.29	19
12	09	4.0	29.939	79	71	82	72	83	68	6.55	2.05	19
YEAR		5.4	29.972	81	72	84	74	88	66	58.67	2.16	203

01	15	4.0		79	68							
02	15	4.0		79	61							
03	15	4.0		80	62							
04	15	4.0		82	65							
05	15	6.0		82	70							
06	15	4.0		85	70							
07	15	5.0		84	72							
08	15	6.0		83	76							
09	15	6.0		83	76							
10	15	6.0		82	77							
11	15	5.0		82	74							
12	15	5.0		78	73							
YEAR		4.9		82	70							

1937

01	09	6.0	30.011	76	71	80	71	81	68	8.01	3.14	19
02	09	4.0	30.024	76	74	79	70	82	65	2.61	.39	15
03	09	5.0	29.943	78	73	82	72	84	69	2.00	.53	15
04	09	6.0	29.939	79	71	83	73	85	69	2.16	.73	17
05	09	6.0	29.968	82	72	85	75	87	72	1.25	.47	6
06	09	6.0	30.016	83	70	87	77	87	73	2.41	.77	11
07	09	6.0	30.003	84	69	87	77	89	75	2.10	.38	15
08	09	6.0	29.959	84	72	87	77	89	74	5.59	2.13	18
09	09	4.0	29.903	84	73	87	77	90	74	5.46	1.20	19
10	09	6.0	29.901	82	77	86	76	88	73	6.22	2.75	18
11	09	5.0	29.872	82	75	86	76	87	73	3.57	1.14	16
12	09	5.0	29.932	79	70	82	73	84	70	1.75	.41	18
YEAR		5.4	29.956	81	72	84	75	90	65	43.13	3.14	187

STATION	YEAR	MONTH	HOUR	MEAN			TEMPERATURE AND HUMIDITY						RAINFALL (INS)			TOTAL SUNSHINE DURATION HRS
				WIND SPEED MPH	CLOUD AMT. (EIGHTS)	PRESSURE REDUCED TO M.S.L. INS	MEAN			EXTREME			TOTAL	MOST IN A DAY	NO. OF DAYS WITH	
							DRY BULB °F	WET BULB °F	VAP. PRESS. %	REL. HUM. %	MAX. °F	MIN. °F				

LA GUERITE 1937

01	15	77	6.0	30.010	77	73	80	71	82	68	2.80	.53	16
02	15	78	4.0	30.035	78	69	80	70	84	67	1.25	.57	12
03	15	80	3.0	30.016	80	68	81	71	84	68	1.92	.57	14
04	15	81	5.0	29.989	81	66	82	72	83	69	1.29	.64	11
05	15	84	6.0	29.981	84	67	85	75	86	72	1.35	.79	8
06	15	84	5.0	30.034	84	69	84	74	87	70	10.54	5.57	15
07	15	86	5.0	30.023	86	68	85	75	87	72	6.70	1.38	17
08	15	86	5.0	29.940	86	69	85	76	87	71	7.55	1.27	19
09	15	85	5.0	29.948	85	71	86	75	88	71	2.69	.59	14
10	15	83	5.0	29.924	83	75	85	75	87	72	8.94	3.05	16
11	15	83	5.0	29.911	83	76	82	85	85	72	6.62	.96	22
12	15	80	4.0	29.920	80	77	81	83	83	72	6.09	2.58	15
YEAR		82	4.8		82	69	83	88	88		57.84	5.57	179

1938

01	09	77	4.0	30.010	77	67	80	71	82	68	2.80	.53	16
02	09	77	4.0	30.035	77	62	80	70	84	67	1.25	.57	12
03	09	77	4.0	30.016	77	66	81	71	84	68	1.92	.57	14
04	09	78	6.0	29.989	78	66	82	72	83	69	1.29	.64	11
05	09	82	5.0	29.981	82	67	85	75	86	72	1.35	.79	8
06	09	81	6.0	30.034	81	75	84	74	87	70	10.54	5.57	15
07	09	82	6.0	30.023	82	73	85	75	87	72	6.70	1.38	17
08	09	83	6.0	29.940	83	75	85	76	87	71	7.55	1.27	19
09	09	83	5.0	29.948	83	72	86	75	88	71	2.69	.59	14
10	09	83	5.0	29.924	83	74	85	75	87	72	8.94	3.05	16
11	09	80	7.0	29.911	80	76	82	85	85	72	6.62	.96	22
12	09	79	5.0	29.920	79	77	81	83	83	72	6.09	2.58	15
YEAR		80	5.3	29.978	80	71	83	88	88		57.84	5.57	179

01	15	79	4.0		79	65							
02	15	78	4.0		78	61							
03	15	79	4.0		79	63							
04	15	79	5.0		79	64							
05	15	82	5.0		82	67							
06	15	82	6.0		82	69							
07	15	83	5.0		83	71							
08	15	82	5.0		82	76							
09	15	83	5.0		83	71							
10	15	83	5.0		83	72							
11	15	80	6.0		80	76							
12	15	80	5.0		80	76							
YEAR		81	4.9		81	69							

STATION	YEAR	MONTH	HOUR	MEAN				TEMPERATURE AND HUMIDITY						RAINFALL (INS)		TOTAL			
				WIND SPEED	CLOUD AMT. (eighths)	PRESSURE REDUCED TO M.S.L.	DRY BULB	WET BULB	VAR. PRESS.	MEAN			EXTREME			TOTAL	MOST IN A DAY	NO. OF DAYS WITH	SUNSHINE DURATION (HRS)
										REL. HUM. %	MAX. ° F	MIN. ° F	MAX. ° F	MIN. ° F					

LA GUERITE 1939

01	09	5.0	30.0	42	78	73	80	73	82	67	4.29	1.26	18
02	09	4.0	30.0	48	77	67	80	70	81	67	2.49	.54	14
03	09	6.0	30.0	36	77	65	81	70	82	68	1.11	.35	16
04	09	5.0	30.0	48	80	65	83	72	85	70	.85	.48	6
05	09	5.0	30.0	18	80	66	84	74	85	70	1.68	.57	10
06	09	6.0	30.0	31	81	72	85	76	87	71	1.45	.50	9
07	09	6.0	30.0	29	82	71	86	76	87	70	3.34	.70	14
08	09	5.0	29.9	81	83	72	86	76	88	73	4.69	.77	17
09	09	4.0	29.9	56	84	70	88	76	89	75	3.54	1.02	13
10	09	5.0	29.9	13	83	77	86	75	88	70	10.71	2.70	19
11	09	5.0	29.9	23	81	77	83	75	85	72	9.27	3.50	14
12	09	4.0	30.0	03	79	73	82	74	85	71	3.21	1.29	10
YEAR		5.0	30.0	02	80	71	84	74	89	67	46.63	3.50	160

1955

01	15	5.0	1015.8	77	70	71	80	69	80	69	8.33	6.05	10
02	15	4.0	1016.3	77	69	68	80	71	80	71	1.52	.48	9
03	15	5.0	1017.2	77	70	67	80	70	80	70	1.79	.29	11
04	15	4.0	1015.3	80	72	69	82	71	82	71	1.29	.72	6
05	15	5.0	1016.2	82	75	69	82	75	85	75	2.76	1.96	8
06	15	6.0	1016.1	83	76	73	85	76	85	76	1.85	.55	15
07	15	4.0	1015.7	83	76	71	87	76	87	76	1.29	.34	10
08	15	5.0	1013.4	83	77	76	86	76	86	76	7.32	3.85	15
09	15	1.4	1013.3	83	77	77	86	76	86	76	4.47	1.30	20
10	15	1.4	1013.0	84	77	75	85	76	85	76	4.72	1.54	18
11	15	1.7	1013.8	8	75	74	84	75	84	75	4.43	1.12	17
12	15	1.8	1015.3	8	74	75	82	73	82	73	3.73	1.12	18
YEAR		1.8	1015.1	8	74	72	84	74	89	67	43.50	6.05	157





STATION	YEAR	MONTH	HOUR	MEAN				TEMPERATURE AND HUMIDITY				RAINFALL (INS)			TOT. L. SUNSHINE DURATION h.s.
				WIND SPEED M.P.H.	CLOUD AMT. (10/10ths)	PRESSURE REDUCED TO M.S.L. mb	DRY BULB PRESS. °F	WET BULB PRESS. °F	VAR. REL. HUM. %	MEAN		TOTAL	MOST IN A DAY	NO. OF DAYS WITH	
										MAX. °F	MIN. °F				

LA GUERITE 1957

01	09	09	2.3	6.6	1019.0	78	71	73	81	71	2.71	.50	18
02	09	09	1.9	5.3	1017.4	78	71	70	81	72	1.30	.50	7
03	09	09	1.7	5.8	1016.4	80	73	71	83	70	.52	.20	5
04	09	09	2.2	5.8	1017.1	81	74	71	84	73	1.14	.23	10
05	09	09	2.2	5.6	1016.1	81	74	71	85	74	1.66	.33	11
06	09	09	2.1	6.1	1016.7	83	77	74	86	76	1.23	.47	10
07	09	09	2.1	6.6	1016.6	83	77	75	86	77	4.13	1.27	12
08	09	09	2.0	5.8	1015.6	84	78	74	87	76	3.11	.73	11
09	09	09	2.0	5.8	1014.5	84	78	76	88	74	11.25	5.00	14
10	09	09	1.8	5.3	1013.1	83	77	74	86	74	4.42	2.13	11
11	09	09	2.5	4.5	1014.6	81	75	76	85	74	4.83	2.17	16
12	09	09	2.0	4.5	1016.0	79	75	82	82	71	7.68	1.48	15
YEAR					1016.1	81	75			74	43.98	5.00	140

1958

01	09	09	2.1	6.5	1016.7	79	72	68	83	69	.61	.31	5
02	09	09	2.1	5.9	1015.5	80	72	68	83	69	2.71	2.21	4
03	09	09	2.2	5.4	1014.8	82	73	69	85	72	.10	.05	2
04	09	09	2.2	6.0	1015.5	82	74	69	86	75	2.24	.53	13
05	09	09	2.1	5.9	1014.8	82	74	72	79	76	8.13	3.00	12
06	09	09							75	78	6.89	.84	17
07	09	09	2.2	6.3	1015.5	84	77	72	85	76	4.15	.96	19
08	09	09	2.2	6.0	1014.4	85	78	74	85	78	3.66	1.60	12
09	09	09	2.0	5.9	1010.9	83	76	74	87	77	6.83	2.19	18
10	09	09	2.5	4.7		81			85	76	5.31	2.84	12
11	09	09							78	86	7.02	1.74	18
12	09	09							75	82	3.95	1.08	19
YEAR					1015.3	82	76		73	85	51.60	3.00	151



STATION	YEAR	MONTH	HOUR	MEAN				TEMPERATURE AND HUMIDITY						RAINFALL (INS)			TOTAL SUNSHINE DURATION IN HRS		
				WIND SPEED M.P.H.	CLOUD AMT. (EIGHTHS)	PRESSURE REDUCED TO M.S.L. IN MB.	DRY BULB °F	WET BULB °F	VAP. PRESS. IN MB.	MEAN			EXTREME			TOTAL		MOST IN A DAY	NO. OF DAYS WITH
										REL. HUM. %	MAX. °F	MIN. °F	MAX. °F	MIN. °F					

LA GUERITE 1960

01	09	01	09	2.7	1016.9	79	72	69	82	72	1.89	.62	8	
02	09	02	09	4.3	1016.4	79	72	23.3	82	72	2.56	1.15	9	
03	09	03	09	4.3	1016.8	79	72	23.6	83	73	1.95	.76	12	
04	09	04	09	4.0	1016.6	81	73	24.5	84	74	1.61	.35	9	
05	09	05	09	3.2	1015.4	83	75	25.8	86	76	1.73	.68	10	
06	09	06	09	4.0	1016.6	83	75	26.7	87	76	3.65	.80	14	
07	09	07	09	4.1	1016.3	82	76	27.8	85	76	4.42	.96	13	
08	09	08	09	4.5	1016.1	82	76	28.6	85	76	10.32	5.12	18	
09	09	09	09	4.5	1014.6	82	76	28.6	85	75	5.57	3.43	10	
10	09	10	09	3.0	1015.2	83	76	27.9	85	76	3.10	2.18	8	
11	09	11	09	2.8	1015.0	81	76	27.9	84	74	6.21	1.81	14	
12	09	12	09	2.9	1015.3	81	76	27.9	82	72	4.25	2.61	18	
YEAR				3.7	1015.9	84 74						47.26	5.12	133

01	15	81	72	23.4	62
02	15	81	72	22.2	62
03	15	81	72	22.2	62
04	15	81	72	22.2	62
05	15	81	72	22.2	62
06	15	81	72	22.2	62
07	15	81	72	22.2	62
08	15	81	72	22.2	62
09	15	81	72	22.2	62
10	15	81	72	22.2	62
11	15	81	72	22.2	62
12	15	81	72	22.2	62

1961

01	09	2.5	1017.3	78	72	23.9	72	82	72	3.50	.96	12		
02	09	3.2	1018.4	78	71	22.5	69	82	71	2.54	1.06	10		
03	09	3.2	1016.7	78	71	22.3	68	82	72	1.59	.47	8		
04	09	3.3	1016.2	80	73	24.4	69	83	73	2.16	.45	8		
05	09	3.9	1017.6	82	75	26.3	71	85	73	1.64	.34	10		
06	09	3.6	1017.1	83	75	26.4	69	85	75	1.49	.41	12		
07	09	3.9	1017.0	83	75	26.9	72	85	75	3.72	.77	19		
08	09	3.7	1016.0	83	76	28.5	75	85	75	7.32	1.00	19		
09	09	3.2	1014.7	83	76	27.9	73	86	75	4.07	1.28	12		
10	09	3.2	1014.3	83	75	26.6	70	85	85	5.90	3.33	14		
11	09	4.5	1013.5	79	75	27.4	80	83	82	10.82	3.10	20		
12	09	4.1	1017.7	79	73	25.3	82	82	82	2.62	.90	14		
YEAR				3.6	1016.4	81	74	25.7	47.37 3.33 158					

STATION	YEAR	MONTH	HOUR	MEAN				TEMPERATURE AND HUMIDITY						RAINFALL (IN)		TOTAL SUNSHINE DURATION IN HRS
				WIND SPEED M.P.H.	CLOUD AMT. (eighths)	PRESSURE REDUCED TO M.S.L. mb	MEAN			EXTREME			TOTAL	MOST IN A DAY		
							DRY BULB °F	WET BULB °F	VAR. PRESS. mb	REL. HUM. %	MAX. °F	MIN. °F			MAX. %	

LA GUERITE 1961

01 15  
 02 15  
 03 15  
 04 15  
 05 15  
 06 15  
 07 15  
 08 15  
 09 15  
 10 15  
 11 15  
 12 15

2.9            80 71 22.0 64  
 2.5 1015.8  
 3.9 1016.3    84 76 26.5 66  
 3.5 1012.7 82  
 4.6 1012.1 79 74 26.7

1962

01 09  
 02 09  
 03 09  
 04 09  
 05 09  
 06 09  
 07 09  
 08 09  
 09 09

3.6 1018.4 77 72 24.8 79 80 72  
 3.5 1017.5 76 69 21.5 69 81 70  
 1016.6 78 71 22.7 68  
 3.3 1015.7  
 5.4 1016.5 81 76 28.5 78 85  
 3.0  
 4.0 1015.9 83 77 28.5 86 75

6.16    1.30 20  
 .97    .22 8  
 2.94   1.47 6  
 2.11   .57 9  
 4.00   1.25 13  
 5.13   1.30 13  
 4.81   1.44 13  
 3.08   1.66 11  
 4.04   1.30 12

COUNTRY

ANTIGUA

LOCAL STANDARD TIME

GREENWICH MEAN TIME MINUS 4 HOURS

(1) STATION

BOTANIC GARDENS

LATITUDE 17° NORTH

LONGITUDE 61° WEST

ALTITUDE 120 FEET

PERIOD OF RECORD 1918; 1921 - 1927; 1929 - 1939

(2) STATION

CENTRAL COTTON STATION

LATITUDE 17° 09' NORTH

LONGITUDE 61° 50' WEST

ALTITUDE 190 FEET

PERIOD OF RECORD NOVEMBER 1946 - NOVEMBER 1962

STATION	YEAR	MONTH	HOUR	MEAN			TEMPERATURE AND HUMIDITY										RAINFALL (INCH)			TOTAL SUNSHINE DURATION HRS
				WIND SPEED M.P.H.	CLOUD AMT. (eighths)	PRESSURE REDUCED TO M.S.L. INCHES	DRY BULB °F	WET BULB °F	VAR. PRESS.	MEAN		EXTREME		TOTAL	MOST IN A DAY	NO. OF DAYS WITH				
										REL. HUM. %	REL. HUM. %	MAX. °F	MIN. °F							

**BOTANIC STATION**

1918	01	09	30.106	79	71	67	83	68	86	64	.97	1.96	12
	02	09	30.147	79	72	69	82	68	86	65	1.60	.33	7
	03	09	30.119	78	71	68	84	68	85	65	2.05	.88	14
	04	09	30.054	79	78	74	84	70	87	67	3.64	.46	9
	05	09	30.051	80	74	74	83	71	88	65	6.57	.28	10
	06	09	30.053	82	76	74	85	73	88	70	2.83	.96	5
	07	09	30.085	83	77	70	87	74	87	66	2.12	1.43	14
	08	09	30.064	84	78	71	88	74	91	71	2.02	.61	9
	09	09	30.038	84	77	73	88	73	92	68	5.23	1.18	15
	10	09	30.008	82	77	79	86	71	90	68	4.28	.95	21
	11	09	30.012	81	76	79	84	72	88	69	7.17	1.23	12
	12	09	30.064	79	74	73	83	69	85	65	1.41	.56	11
YEAR			30.067	81	75		85	71	92	64	39.89	1.96	139

01	15	30.033	79	72	66								
02	15	30.062	79	74									
03	15	30.035	80	72	63								
04	15	29.986	80	74	72								
05	15	30.005	81	75	74								
06	15	30.006	83	77	73								
07	15	30.041	85	78	68								
08	15	30.010	86	78	66								
09	15	29.978	84	78	70								
10	15	29.882	82	77	76								
11	15	29.923	82	76	76								
12	15	29.984	80	74	77								
YEAR		29.995	82	75									

**1921**

01	09	30.090	80		67	69					3.79	1.96	12
02	09	30.068	80		65	70					.75	.33	7
03	09	30.064	80		66	70					2.41	.88	14
04	09	30.061	80		74	70					1.58	.46	9
05	09	30.016	83		63	70					1.76	.28	10
06	09	30.040	85		63	71					1.48	.96	5
07	09	30.093	84		55	87	70	89	64	6.27	1.43	14	
08	09	30.029	85		64	88	70	90	65	1.73	.61	9	
09	09	29.969	86		64	89	62	93	56	4.39	1.18	15	
10	09	29.915	84		67	87	59	88	54	6.51	.95	21	
11	09	29.985	83		75	85	70	87	59	3.57	1.23	12	
12	09	29.948	81		76	84	71	86	70	2.64	.56	11	
YEAR		30.023	83		67					54	36.88	1.96	139

STATION	YEAR	MONTH	HOUR	MEAN			TEMPERATURE AND HUMIDITY											RAINFALL (IN)			TOTAL SUNSHINE DURATION Hrs.
				WIND SPEED M.P.H.	CLOUD AMT. (EIGHTH)	PRESSURE REDUCED TO M.S.L. INS.	MEAN			EXTREME				TOTAL	MOST IN A DAY	NO. OF DAYS WITH					
							REL. HUM. %	MAX. °C	MIN. °C	MAX. °C	MIN. °C	MIN. °F	MAX. °F								
DRY BULB °F	WET BULB °F	VAR. PRESS.	REL. HUM. %	MAX. °C	MIN. °C	MAX. °C	MIN. °C	MAX. °F	MIN. °F	MAX. °F	MIN. °F	MAX. °F									

**BOTANIC STATION**

1921	01	15	81	62	83	70	87	68	1.21	0.29	13
	02	15	81	61	84	71	85	67	1.94	0.55	12
	03	15	81	61	83	70	87	66	3.01	0.90	13
	04	15	81	68	84	72	86	68	4.29	1.56	11
	05	15	84	52	85	73	87	70	2.69	0.65	11
	06	15	86	58	87	75	88	71	0.93	0.47	8
	07	15	85	59	83	75	88	71	4.06	1.10	16
	08	15	86	59	87	74	89	70	4.39	1.80	17
	09	15	86	60	86	74	88	71	6.55	2.15	17
	10	15	85	60	84	74	88	69	3.71	1.20	14
	11	15	83	70	85	73	88	70	2.83	1.41	10
	12	15	82	71	83	71	85	67	5.92	1.18	25
YEAR			83	63	83	85	83	66	41.53	2.15	167

**1922**

01	09	29.988	79	78	83	70	87	68	1.21	0.29	13
02	09	30.030	79	75	84	71	85	67	1.94	0.55	12
03	09	30.019	79	77	83	70	87	66	3.01	0.90	13
04	09	30.037	81	73	84	72	86	68	4.29	1.56	11
05	09	30.000	82	70	85	73	87	70	2.69	0.65	11
06	09	30.010	83	73	87	75	88	71	0.93	0.47	8
07	09	30.056	83	71	86	75	88	71	4.06	1.10	16
08	09	29.956	83	71	87	74	89	70	4.39	1.80	17
09	09	29.938	82	75	86	74	88	71	6.55	2.15	17
10	09	29.920	83	74	86	74	88	69	3.71	1.20	14
11	09	29.915	83	71	85	73	88	70	2.83	1.41	10
12	09	30.019	80	77	83	71	85	67	5.92	1.18	25
YEAR		29.990	81	74	85	83	85	66	41.53	2.15	167

01	15	75
02	15	66
03	15	72
04	15	71
05	15	68
06	15	67
07	15	69
08	15	71
09	15	73
10	15	71
11	15	71
12	15	77
YEAR		71



STATION	YEAR	MONTH	HOUR	MEAN				TEMPERATURE AND HUMIDITY						RAINFALL (INS)			TOTAL SUNSHINE DURATION HRS
				WIND SPEED M.P.H.	CLOUD AMT. (EIGHTHS)	PRESSURE REDUCED TO M.S.L. INS.	DRY BULB °F	WET BULB °F	MEAN		EXTREME		TOTAL	MOST IN A DAY	NO. OF DAYS WITH		
									REL. HUM. %	MAX. °F	MIN. °F	MAX. °F				MIN. °F	

**BOTANIC STATION**

1923	01	09				30.009	78		75	81	70	84	66	2.53	.57	20
	02	09			30.070	78		81	82	70	83	68	2.61	.60	14	
	03	09			30.051	77		84	82	70	83	67	4.32	.48	22	
	04	09			29.999	80		78	83	71	85	68	3.40	1.32	11	
	05	09			29.982	81		76	86	74	89	70	.98	.41	4	
	06	09			30.033	82		84	86	74	88	69	5.12	1.49	18	
	07	09			30.021	83		79	86	75	89	72	2.60	.49	14	
	08	09			29.994	84		76	87	75	90	72	4.28	.93	16	
	09	09			29.912	84		77	88	76	93	72	5.03	2.54	13	
	10	09			29.900	84		71	88	74	91	70	9.62	2.99	16	
	11	09			29.928	82		73	85	73	90	71	1.50	.23	12	
	12	09			29.967	80		71	83	73	86	70	3.25	.56	17	
			YEAR			29.989	81		77	85	73	93	66	46.04	2.99	177

	01	15				79		75								
	02	15				80		78								
	03	15				80		78								
	04	15				81		74								
	05	15				83		76								
	06	15				83		82								
	07	15				84		75								
	08	15				85		72								
	09	15				85		75								
	10	15				84		71								
	11	15				84		70								
	12	15				81		71								
			YEAR			82		75								

**1924**

01	09				30.044	79		72	82	73	85	70	2.28	.56	23
02	09				30.035	80		73	84	87	90	70	1.78	.22	13
03	09				29.980	82		68	87	90	90	70	.46	.50	4
04	09				29.974	82		75	88	91	90	70	2.09	.59	11
05	09				29.978	82		82	97	90	90	70	4.46	.92	23
06	09				29.995	82		80	87	89	89	70	3.16	.98	16
07	09				29.989	84		81	87	88	88	70	4.09	1.46	18
08	09				29.938	83		83	87	90	90	70	9.64	3.03	15
09	09				29.902	83		78	87	90	90	70	5.26	1.16	17
10	09				29.964	83		77	87	74	90	70	6.62	1.40	16
11	09				29.906	82		79	85	73	90	68	4.70	1.80	19
12	09				30.005	80		73	83	70	86	65	5.79	.78	25
			YEAR		29.976	82		77	85	91	91	70	50.43	3.03	200



STATION	YEAR	MONTH	HOUR	MEAN			TEMPERATURE AND HUMIDITY						RAINFALL (INS)		TOTAL SUNSHINE DURATION (HRS)
				WIND SPEED (MIS)	CLOUD AMT (EIGHTHS)	PRESSURE REDUCED TO M.S.L. (INS)	DRY BULB (°F)	WET BULB (°F)	VAR PRESS. (°F)	MEAN HUM. (%)	REL. HUM. (%)	MAX. (°F)	MIN. (°F)	EXTREME MAX. (°F)	

BOTANIC STATION		1926								
01	09	80	70	83	71	86	68	2.09	.47	15
02	09	80	70	84	71	88	65	3.23	.20	13
03	09	80	69	85	71	89	67	.56	.20	7
04	09	82	70	86	73	89	69	2.73	1.55	12
05	09	83	73	87	74	91	69	4.46	2.50	14
06	09	83	70	87	74	89	71	2.57	.84	12
07	09	84	75	87	76	89	71	5.77	2.10	15
08	09	84	74	87	75	92	72	10.65	2.38	20
09	09	85	72	88	75	92	70	11.02	4.89	15
10	09	83	76	85	74	89	70	7.20	1.35	22
11	09	82	74	85	74	88	71	5.36	1.11	20
12	09	80	74	83	71	85	70	2.59	.46	20
YEAR		82	72	86	73	92	65	59.23	4.89	185

01	15	81	68	83	69	85	65	3.62	.50	21
02	15	81	64	83	69	85	66	1.42	.21	15
03	15	83	62	83	70	86	67	5.50	1.21	19
04	15	83	69	83	71	89	69	5.81	1.52	12
05	15	85	74	85	74	88	70	4.85	1.26	13
06	15	84	65	84	74	88	68	4.06	1.00	15
07	15	86	70	86	73	89	58	6.98	1.42	21
08	15	85	70	87	74	91	70	2.06	.83	11
09	15	85	73	88	74	91	71	4.92	1.69	17
10	15	84	73	88	73	90	70	6.89	1.94	21
11	15	85	77	85	72	88	68	8.69	1.27	22
12	15	81	67	83	73	87	65	1.24	.26	11
YEAR		82	72	86	73	91	65	56.04	1.94	208

BOTANIC STATION		1927								
01	09	79	72	83	69	85	65	3.62	.50	21
02	09	79	70	83	69	85	66	1.42	.21	15
03	09	79	74	83	70	86	67	5.50	1.21	19
04	09	80	73	83	71	89	69	5.81	1.52	12
05	09	82	70	85	74	88	70	4.85	1.26	13
06	09	82	72	84	74	88	68	4.06	1.00	15
07	09	83	74	87	73	89	58	6.98	1.42	21
08	09	85	71	88	74	91	70	2.06	.83	11
09	09	86	69	89	74	91	71	4.92	1.69	17
10	09	84	73	88	73	90	70	6.89	1.94	21
11	09	81	77	85	72	88	68	8.69	1.27	22
12	09	81	67	83	73	87	65	1.24	.26	11
YEAR		82	72	86	73	91	65	56.04	1.94	208



STATION	YEAR	MONTH	HOUR	MEAN			TEMPERATURE AND HUMIDITY						RAINFALL			TOTAL SUNSHINE DURATION hrs
				WIND SPEED m.p.h.	CLOUD AMT. (eighths)	PRESSURE REDUCED TO M.S.L. ins.	DRY BULB °F	WET BULB °F	MEAN		EXTREME		TOTAL	IN A DAY	NO. OF DAYS WITH	
									REL. HUM. %	MAX. °F	MIN. °F	MAX. °F				

**BOTANIC STATION**

YEAR	MONTH	HOUR	WIND SPEED m.p.h.	CLOUD AMT. (eighths)	PRESSURE REDUCED TO M.S.L. ins.	DRY BULB °F	WET BULB °F	MEAN REL. HUM. %	MAX. °F	MIN. °F	EXTREME MAX. °F	EXTREME MIN. °F	TOTAL	IN A DAY	NO. OF DAYS WITH
1930	01	09		3.0	50.065	77		78	81	69	85	67	3.53	.58	19
	02	09		3.0	30.043	78		77	82	68	83	67	1.30	.58	6
	03	09		3.0	30.017	79		78	85	70	89	68	.47	.18	4
	04	09		4.0	30.026	79		100	86	72	90	66	1.97	.55	11
	05	09		4.0	30.085	83		78	87	74	91	71	1.73	1.19	5
	06	09		7.0	30.054	83		77	86	78	90	71	1.53	.52	8
	07	09		4.0	30.032	84		82	86	75	91	72	2.68	.80	18
	08	09		4.0	29.992	84		80	88	76	93	70	4.16	1.03	13
	09	09		6.0	30.000	84		78	89	75	91	71	2.10	.92	9
	10	09		3.0	29.957	84		76	89	75	93	71	3.05	.92	12
	11	09		4.0	29.953	83		83	87	73	90	72	6.65	1.82	13
	12	09		3.0	29.972	81		84	86	73	89	72	1.07	.23	3
YEAR				4.0	30.016	82		81	86	73	93	67	30.35	1.92	128

01	15			3.0		79		79							
02	15			3.0		79		73							
03	15			3.0		81		75							
04	15			4.0		83		73							
05	15			4.0		83		75							
06	15			6.0		85		75							
07	15			4.0		86		81							
08	15			4.0		81		75							
09	15			6.0		85		74							
10	15			4.0		85		76							
11	15			5.0		83		84							
12	15			4.0		82		86							
YEAR				4.0		83		77							

**1931**

01	09			3.0	30.013	80		80	85	72	87	68	.56	.17	7
02	09			4.0	29.983	80		77	82	71	91	68	.50	.27	6
03	09			3.0	30.006	82		77	87	72	92	69	1.14	.86	7
04	09			3.0	29.984	83		79	88	74	92	69	2.97	.95	13
05	09			4.0	29.970	83		82	88	75	91	72	5.77	1.76	17
06	09			3.0	30.025	84		85	88	76	91	72	10.73	2.28	17
07	09			4.0	29.992	84		86	88	76	90	74	2.96	.50	16
08	09			4.0	30.022	84		88	88	77	89	72	7.90	2.19	18
09	09			4.0	29.963	84		82	89	76	91	73	2.36	.67	16
10	09			5.0	29.964	83		85	87	75	90	72	7.16	1.39	18
11	09			5.0	29.906	82		86	86	73	89	70	9.29	3.25	17
12	09			5.0	30.040	79		86	83	73	84	70	4.83	2.96	15
YEAR				4.3	29.999	82		83	87	73	92	68	56.19	3.25	167



STATION	YEAR	MONTH	HOUR	MEAN				TEMPERATURE AND HUMIDITY							RAINFALL (INCH)		TOTAL SUNSHINE DURATION (HRS)
				WIND SPEED (M.P.H.)	CLOUD AMT. (HEIGHT)	PRESSURE REDUCED TO M.S.L.	DRY BULB (°F)	WET BULB (°F)	VAR. PRESS.	MEAN			EXTREME		TOTAL	MOST IN A DAY	
										REL. HUM. (%)	MAX. (°F)	MIN. (°F)	MAX. (%)	MIN. (%)			

**BOTANIC STATION**

1933	01	09		3.0	30.020	79	77	82	71	87	69	1.69	.50	12
	02	09		3.0	30.071	79	68	82	69	88	66	.90	.27	8
	03	09		6.0	30.043	80	71	85	72	89	67	1.53	.91	12
	04	09		5.0	29.996	82	69	87	72	90	69	2.90	.61	12
	05	09		5.0	30.008	83	71	88	74	92	71	5.79	2.29	13
	06	09		6.0	29.993	83	77	87	75	89	72	2.75	.47	13
	07	09		5.0	30.010	83	78	87	75	89	72	5.47	1.33	15
	08	09		5.0	29.978	85	74	89	73	92	72	2.83	1.40	10
	09	09		6.0	29.947	82	62	86	75	91	70	9.13	3.16	14
	10	09		4.0	29.906	84	77	87	74	91	72	1.68	.59	8
	11	09		5.0	29.921	81	83	84	74	88	71	5.31	1.10	20
	12	09		4.0	30.016	79	80	83	71	84	69	4.28	1.86	21
YEAR				4.8	29.992	82	76	85	73	92	66	44.30	3.16	158

01	15			4.0		79	77							
02	15			4.0		79	66							
03	15			5.0		81	69							
04	15			5.0		81	74							
05	15			5.0		84	69							
06	15			5.0		84	75							
07	15			5.0		85	76							
08	15			4.0		85	72							
09	15			6.0		83	80							
10	15			5.0		84	77							
11	15			5.0		81	82							
12	15			5.0		80	76							
YEAR				4.9		82	74							

**1934**

01	09			5.0	30.037	77	77	82	70	85	68	1.63	.55	12
02	09			5.0	30.074	78	73	83	69	87	62	.85	.24	9
03	09			4.0	30.041	78	74	83	70	86	67	3.57	1.47	15
04	09			5.0	30.044	80	74	85	72	89	69	1.02	.25	19
05	09			5.0	30.037	81	74	86	74	90	69	1.89	.50	11
06	09			5.0	30.043	82	75	86	74	89	70	4.36	1.22	15
07	09			5.0	30.047	82	75	87	76	89	71	3.76	1.13	17
08	09			4.0	30.050	83	79	87	75	89	70	10.24	3.61	21
09	09			5.0	29.978	82	83	96	75	89	73	4.14	.58	15
10	09			5.0	29.963	84	78	88	75	92	72	3.16	.63	14
11	09			6.0	29.918	80	87	85	73	90	71	10.63	2.68	22
12	09			4.0	30.035	78	81	82	72	86	70	7.53	2.50	19
YEAR				4.8	30.021	80	78	85	73	92	62	52.78	3.61	179





STATION	YEAR	MONTH	HOUR	MEAN				TEMPERATURE AND HUMIDITY								RAINFALL (INS)			TOTAL SUNSHINE DURATION INS.
				WIND SPEED MS.	CLOUD AMT. (HEIGHT)	PRESSURE REDUCED TO M.S.L. INS.	DRY BULB °F	WET BULB °F	VAP. PRESS. °F	MEAN		EXTREME		TOTAL	MOST IN A DAY	NO. OF DAYS WITH			
										REL. HUM. %	MAX. °F	MIN. °F	MAX. °F				MIN. °F		

**BOTANIC STATION**

1936	01	09		4.0	30.045	78	72	83	71	85	70	1.96	1.51	16
	02	09		5.0	30.049	77	71	84	70	87	65	1.36	1.25	11
	03	09		5.0	30.016	79	70	84	70	87	67	1.58	1.05	8
	04	09		5.0	30.027	81	74	85	73	87	69	4.66	1.53	14
	05	09		6.0	29.951	81	81	86	73	89	72	0.76	2.32	16
	06	09		6.0	30.016	83	78	87	76	89	75	3.31	1.49	8
	07	09		6.0	30.042	82	83	86	76	87	72	0.51	1.53	15
	08	09		5.0	29.979	83	81	87	75	91	73	5.78	1.16	16
	09	09		5.0	29.351	83	82	87	74	92	68	11.86	2.07	19
	10	09		6.0	29.954	82	84	85	73	90	72	12.57	2.05	23
	11	09		5.0	29.969	80	85	84	74	89	71	5.51	3.35	16
	12	09		5.0	29.975	79	81	85	72	86	68	8.55	4.31	15
YEAR				5.1	29.999	81	79	85	73	92	65	74.31	4.31	177

	01	15		5.0		79	71	80	70	82	67	9.40	3.82	22
	02	15		5.0		81	61	81	69	84	56	4.33	1.77	9
	03	15		4.0		80	68	84	71	87	67	1.95	1.31	12
	04	15		5.0		82	72	85	72	89	69	6.72	1.96	16
	05	15		6.0		83	70	88	75	91	71	1.70	1.39	12
	06	15		5.0		84	76	88	76	90	71	1.18	1.72	5
	07	15		6.0		83	93	88	76	91	73	6.01	3.05	14
	08	15		4.0		84	80	88	76	89	71	6.60	3.93	14
	09	15		5.0		84	82	85	76	93	72	5.25	1.75	15
	10	15		6.0		82	82	87	74	90	70	6.89	2.66	17
	11	15		5.0		81	85	86	74	89	71	9.58	3.08	15
	12	15		5.0		79	83	83	72	87	69	3.19	1.44	19
YEAR				5.3		82	77	86	73	93	66	61.80	3.93	170

**1937**

01	09			5.0	30.045	76	86	80	70	82	67	9.40	3.82	22
02	09			4.0	30.040	77	83	81	69	84	56	4.33	1.77	9
03	09			4.0	30.032	78	79	84	71	87	67	1.95	1.31	12
04	09			5.0	30.031	79	85	84	72	89	69	6.72	1.96	16
05	09			6.0	29.988	82	80	88	75	91	71	1.70	1.39	12
06	09			5.0	30.054	84	80	88	76	90	71	1.18	1.72	5
07	09			4.0	30.043	84	70	88	76	91	73	6.01	3.05	14
08	09			6.0	29.993	83	80	88	76	89	71	6.60	3.93	14
09	09			4.0	29.933	85	85	90	76	93	72	5.25	1.75	15
10	09			6.0	29.928	83	87	87	74	90	70	6.89	2.66	17
11	09			5.0	29.912	81	90	86	74	89	71	9.58	3.08	15
12	09			5.0	29.970	79	82	83	72	87	69	3.19	1.44	19
YEAR				4.9	29.997	81	82	86	73	93	66	61.80	3.93	170



STATION	YEAR	MONTH	HOUR	MEAN				TEMPERATURE AND HUMIDITY							RAIN FALL (INS)		TOTAL SUNSHINE DURATION (HRS)
				WIND SPEED (M.P.H.)	CLOUD AMT (100 PCTS)	PRESSURE REDUCED TO M.S.L. (INS)	DRY BULB (°F)	WET BULB (°F)	VAR. PRESS.	MEAN		EXTREME		TOTAL	MOST IN A DAY	NO. OF DAYS WITH	
										REL. HUM. (%)	MAX. (°F)	MIN. (°F)	MAX. (°F)				

**BOTANIC STATION**

1939	01	09		2.0	30.068		78					75	81	71	83	69	1.86	.29	15
	02	09		3.0	30.080		78					69	81	71	85	68	1.44	.43	18
	03	09		4.0	30.053		78					70	81	71	84	68	1.33	.28	18
	04	09		4.0	30.073		80					70	67	73	88	70	.57	.17	10
	05	09		4.0	30.038		81					71	84	74	85	70	1.34	.46	13
	06	09		5.0	30.052		82					75	85	75	90	70	1.51	.56	13
	07	09		4.0	30.060		84					76	87	75	92	72	3.92	1.25	15
	08	09		5.0	30.031		85					77	88	78	92	76	1.30	.31	13
	09	09		5.0	30.034		86					80	88	78	92	74	3.68	1.72	12
	10	09		6.0	29.925		83					85	86	75	92	72	7.05	1.00	23
	11	09		4.0	29.961		81					85	83	75	86	72	5.00	2.19	15
	12	09		4.0	30.025		80					80	82	73	88	70	2.72	.52	11
	YEAR			4.3	30.035		81					75	84	74	92	68	33.08	2.19	175

	01	15		3.0			78					70							
	02	15		3.0			72					71							
	03	15		4.0			79					69							
	04	15		3.0			81					69							
	05	15		3.0			83					69							
	06	15		5.0			83					70							
	07	15		5.0			85					75							
	08	15		5.0			87					73							
	09	15		7.0			87					75							
	10	15		6.0			93					93							
	11	15		4.0			81					84							
	12	15		3.0			80					81							
	YEAR			4.5			82					75							

STATION	YEAR	MONTH	HOUR	MEAN			TEMPERATURE AND HUMIDITY						RAINFALL (In.)			TOTAL SUNSHINE DURATION hrs
				WIND SPEED mph	CLOUD AMT. (eighths)	PRESSURE REDUCED TO M.S.L.	DRY BULB PRESS. °F	WET BULB PRESS. °F	MEAN		EXTREME		TOTAL	MOST IN A DAY	NO. OF DAYS WITH	
									REL. HUM. %	MAX. °F	MIN. °F	MAX. %				

CENTRAL COTTON STATION

1946	11	08		82	76		78	86	75					5.57	1.90	10
	12	08		78	75		81	84	73					4.23	1.60	14
1947	01	08		76	72		80	82	72					4.01	.95	21
	02	08		77	72		77	86	71					.54	.26	6
	03	08		78	73		78	88	72					.82	.17	13
	04	08		80	73		80	73	72					.96	.23	10
	05	08		81	75		76	88	73					3.68	1.35	14
	06	08		82	76		78	87	76		71			1.92	.30	16
	07	08		82	76		75	87	77		70			3.14	1.38	13
	08	08		83	77		77	89	76					2.63	.61	15
	09	08		82	77		80	87	76					8.31	1.34	19
	10	08		81	77		81	86	76		88			3.68	.85	20
	11	08		79	74		78	84	75					.74	.30	8
	12	08		78	73		76	83	74		87	72		.42	.13	11
			YEAR	80	75				74					30.85	1.38	166

01	16			79	73		75									
02	16			83	74		64									
03	16			84	77											
04	16															
05	16			84	76											
06	16			85	78		72									
07	16			85	77		69									
08	16			86	78		71									
09	16			83	78		77									
10	16			83	77		77									
11	16			81	75		75									
12	16			80	74		73									

1948

01	08			76	71		80	82	72		69			2.95	1.56	22
02	08			75	69		76	82	71		85	68		1.11	.45	12
03	08			75	70		75	81	71		84			2.32	.58	11
04	08			78	71		69	83	72		68			.42	.12	7
05	08			80	75		79	86	75		91	71		3.02	1.02	13
06	08			82	76		78	87	77		72			3.50	.73	13
07	08			82	76		78	87	77					1.33	.44	13
08	08			82	77		79	88	77		74			2.79	.61	14
09	08			81	76		79	87	77					3.58	1.31	7
10	08			80	75		83	85	75		88			7.22	2.50	14
11	08			79	75		85	84	75		87	70		4.29	.57	21
12	08			77	74		84	82	73		83			2.96	.55	13
			YEAR	79	74		79	85	74					35.49	2.50	160



STATION	YEAR	MONTH	HOUR	MEAN				TEMPERATURE AND HUMIDITY							RAINFALL (INS)		TOTAL	
				WIND SPEED (M.P.H.)	CLOUD AMT. (EIGHTHS)	PRESSURE REDUCED TO M.S.L.	MEAN			EXTREME		TOTAL	MOST IN A DAY	NO. OF DAYS WITH	SUNSHINE DURATION (HRS)			
							DRY BULB (°F)	WET BULB (°F)	VAP. PRESS. (°F)	REL. HUM. (%)	MAX. (°F)					MIN. (°F)		

				TEMPERATURE AND HUMIDITY							RAINFALL (INS)		TOTAL	
				MEAN			EXTREME		TOTAL	MOST IN A DAY	NO. OF DAYS WITH	SUNSHINE DURATION (HRS)		
				DRY BULB (°F)	WET BULB (°F)	VAP. PRESS. (°F)	REL. HUM. (%)	MAX. (°F)					MIN. (°F)	
CENTRAL COTTON STATION	1950	01	08	73	68	74	79	69	80	66	5.05	2.30	22	251.7
		02	08	74	70	83	80	70	82	67	2.45	.94	13	235.9
		03	08	74	69	77	81	70	85	69	1.57	.54	14	271.9
		04	08	76	71	78	81	71	85	69	4.26	3.20	10	252.6
		05	08	78	73	77	83	74	86	71	1.95	1.66	7	297.6
		06	08	80	75	79	85	76	88	71	1.55	.78	13	250.8
		07	08	80	75	79	86	76	87	74	1.99	.32	13	311.9
		08	08	80	76	82	86	76			11.79	3.30	21	300.4
		09	08	80	76	83	86	76			5.53	2.51	16	257.4
		10	08	80	76	84	84	75	86	71	4.12	.62	22	235.0
		11	08	79	75	82	83	75			4.12	.97	13	235.9
		12	08	76	72	80	81	72	82	68	2.53	1.08	14	258.1
	YEAR			78	73	80	83	73			46.91	3.30	176	263.3

01	16	76	69	73
02	16	77	71	76
03	16	78	71	70
04	16	78	72	73
05	16	80	74	73
06	16	82	76	74
07	16	84	77	72
08	16	84	77	74
09	16	83	77	75
10	15	81	76	82
11	15	80	76	80
12	16	78	73	79
YEAR		80	74	75

01	08	74	70	83	80	70	81	67	3.04	.65	18	261.4
02	08	74	69	79	79	70	81	67	1.59	.61	7	221.2
03	08	74	69	76	80	70	86	71	.99	.61	6	249.7
04	08	78	73	78	84	74	86	71	2.50	1.39	9	240.1
05	08	79	76	85	84	75	86		10.09	4.43	18	250.6
06	08	81	76	79	85				1.90	.76	10	261.7
07	08	82	77	80	85				3.19	.50	16	272.1
08	08	82	77	83	85	77			8.88	5.10	19	293.2
09	08	81	77	85	85	75	87	69	10.42	4.11	19	233.7
10	08	80	77	85	85	75	88	70	3.63	1.69	17	245.3
11	08	80	76	82	84	75			2.61	.67	16	253.2
12	08	77	73	82	81	73	83		8.39	2.23	17	247.3
YEAR		79	74	81	83				57.33	5.10	172	252.5

STATION	YEAR	MONTH	HOUR	MEAN				TEMPERATURE AND HUMIDITY								RAINFALL (INCH)		TOTAL SUNSHINE DURATION (HRS)
				WIND SPEED (M.P.H.)	CLOUD AMT. (EIGHTS)	PRESSURE REDUCED TO M.S.L.	MEAN			EXTREME		TOTAL	IN A DAY	% OF DAYS WITH				
							DRY BULB °F	WET BULB °F	VAR. PRESS.	REL. HUM. %	MAX. °F				MIN. °F	MAX. °F	MIN. °F	

1951

CENTRAL COTTON STATION

01	16	77	72	76													
02	16	77	71	74													
03	16	77	70	73													
04	16	80	74	75													
05	16	81	77	82													
06	16	83	77	77													
07	15	83	78	79													
08	16	84	78	76													
09	16	83	78	82													
10	16	82	77	79													
11	16	81	76	80													
12	16	79	74	81													
YEAR		81	75	78													

1952

01	08	75	71	82	81	71								1.99	.41	17	244.8
02	08	75	71	83	81	70								1.43	.41	12	247.0
03	08	77	72	80	83	72								1.35	.55	9	250.2
04	08	79	74	81	84	73								2.86	.92	14	273.9
05	08	80	76	83	85	75								3.46	1.65	15	249.7
06	08	82	77	81	85	76								5.56	1.48	18	273.9
07	08	81	77	85	85	75	87							6.89	2.76	13	290.5
08	08	82	78	86	86	76								8.14	2.55	20	282.2
09	08	81	77	85	85	76								5.31	1.41	20	235.8
10	08	81	77	86	85	76								5.14	1.63	22	238.7
11	08	79	76	84	83	75								5.17	1.54	17	232.9
12	08	75	71	81	81	72								1.89	.59	13	241.0
YEAR		79	75	83	84	74								49.19	2.76	195	255.7

01 16

01	16	78	73	79													
02	16	79	73	76													
03	16	80	73	73													
04	16	81	76	79													
05	16	83	77	77													
06	16	83	78	78													
07	16	82	79	84													
08	16	83	79	82													
09	16	82	78	81													
10	16	83	78	81													
11	16	81	77	83													
12	16	78	73	80													
YEAR		81	76	77													

Y R

STATION	YEAR	MONTH	HOUR	MEAN				TEMPERATURE AND HUMIDITY						RAINFALL (INS)			TOTAL SUNSHINE DURATION (HRS)
				WIND SPEED (MPH)	CLOUD AMT. (EIGHTHS)	PRESSURE REDUCED TO M.S.L.	MEAN			EXTREME			TOTAL	MOST IN A DAY	NO. OF DAYS WITH		
							REL. HUM. (%)	WET BULB PRESS. (°F)	VAR. (°F)	MAX. (°F)	MIN. (°F)	MAX. (°F)				MIN. (°F)	

CENTRAL COTTON STATION	1953	01	08				74	71	64	80	71	82	1.40	.37	13	247.7
		02	08										1.30	.53	10	243.2
		03	08								81	71	5.22	1.92	13	250.2
		04	08										1.41	1.30	2	287.3
		05	08										.83	.52	4	277.8
		06	08				80				86	76	.96	.31	12	273.2
		07	08				80				86	77	2.08	.62	15	258.6
		08	08				81				87	77	2.61	.86	16	300.6
		09	08				80				86	77	2.69	.86	16	242.3
		10	08								88	75	.89	.20	12	278.5
		11	08								86	72	5.50	1.96	17	228.4
		12	08								83	71	3.34	.63	21	263.3
	YEAR											28.23	1.96	151	262.0	

CENTRAL COTTON STATION	1954	01	08				78	72	76	81	69	64	3.15	.91	17	256.6
		02	08										2.47	1.28	14	260.0
		03	08								83	70	1.97	.65	8	283.8
		04	08										.36	.15	4	262.9
		05	08								85	72	.87	.69	14	311.6
		06	08								85	75	3.04	.98	13	274.3
		07	08				82	76	76	86	75	72	3.19	.71	11	229.7
		08	03										6.56	1.95	16	267.0
		09	08				81	78	84	76	76	76	9.35	2.84	12	209.4
		10	08				81	76	80	84	73	73	4.61	1.65	7	235.7
		11	08				80	75	77	83	74	74	1.84	.33	13	273.1
		12	08				77	73	82	82	71	71	2.79	.59	12	252.6
	YEAR											42.83	2.84	141	265.6	

07	16						82	76	75							
08	16															
09	16															
10	16						80	76	80							
11	16															
12	16						71	73	79							



STATION	YEAR	MONTH	HOUR	MEAN				TEMPERATURE AND HUMIDITY							RAINFALL (INS)			TOTAL SURSHIP DURATION IN
				WIND SPEED M.P.H.	CLOUD AMT. (eighths)	PRESSURE REDUCED TO M.S.L.	DRY BULB TEMP. °F	WET BULB TEMP. °F	VAPOR PRESS. °F	MEAN			EXTREME			TOTAL IN A DAY	NO. OF DAYS WITH	
										REL. HUM. %	MAX. °F	MIN. °F	MAX. °F	MIN. °F	OF			

CENTRAL COTTON STATION		1955																	
01	08	76	72	84	81	68							2.22	.96	8	267.7			
02	08	76	73		83	72							1.02	.39	7	230.7			
03	08	76	74		84	74							.48	.14	5	289.9			
04	08	81	76		85	73							1.63	.66	7	263.8			
05	08	83	78										2.55	.62	11	255.2			
06	08	83	76		87	76					72		1.07	.33	5	293.9			
07	08	82	77		86								3.65	1.77	9	301.7			
08	08												7.52	2.79	15				
09	08												4.16	1.08	11				
10	08	82	77		86	75							4.66	1.93	12				
11	08	81	76		85	74							2.29	.49	10				
12	08	77	73		83								5.35	3.07	14				
				YEAR								36.60			3.07			114	

01	16	77	74		84												
02	16																
03	16	80	75														
04	16																
05	16	82	76														
06	16																
07	16	83	77														
08	16	84	77														
09	16																
10	16																
11	16																
12	16	81	76														

CENTRAL COTTON STATION		1956																	
01	08	76	72		82	70							2.27	1.36	13	237.6			
02	08	76	71		82	70							1.20	.26	7				
03	08	78	74		83	72							1.32	.43	9				
04	08	79	72		85	72							3.07	1.29	5				
05	08	80	76		85	74							2.33	1.01	9				
06	08	80	76		85	74							5.64	1.04	15				
07	08	81	79		86	75							4.38	3.25	10				
08	08	81	78		86	74							5.22	1.40	12				
09	08	82	77		82	75							1.56	.54	12	241.7			
10	08	82	78		86	75							6.62	3.90	11	256.9			
11	08	80	75		80								3.81	1.12	12				
12	08	78	75		90								2.38	.31	12				
				YEAR								40.10			3.90			126	

STATION	YEAR	MONTH	HOUR	MEAN			TEMPERATURE AND HUMIDITY							RAINFALL (INCHES)		TOTAL SUNSHINE DURATION (HRS)		
				WIND SPEED (M.P.H.)	CLOUD AMT. (HEIGHT)	PRESSURE REDUCED TO M.S.L.	DRY BULB °F	WET BULB °F	VAR. PRESS. °F	MEAN		EXTREME			TOTAL		MOST IN A DAY	NO. OF DAYS WITH
										REL. HUM. %	MAX. °F	MIN. °F	MAX. °F	MIN. °F				

1956

CENTRAL COTTON STATION

01 16  
02 16  
03 16  
04 16  
05 16  
06 16  
07 16  
08 16  
09 16  
10 16  
11 16  
12 16

78 72  
81 77  
82 78  
83 78  
83 78

83  
82

1957

01 08  
02 08  
03 08  
04 08  
05 08  
06 08  
07 08  
08 08  
09 08  
10 08  
11 08  
12 08

76 74  
75 73  
77 74  
80 76  
81 77  
82 76  
83 78  
81 77  
80 75  
78 76

91 81  
89 81 70  
86 82 70  
84 85 74  
82  
76 87 76  
81 87 76  
81 85 75  
82 84 75  
90 82 75

3.01  
2.56  
.36  
2.11 1.00 6

223.9

01 16  
02 16  
03 16  
04 16  
05 16  
06 16  
07 16  
08 16  
09 16  
10 16  
11 16  
12 16

77 76  
78 77  
80 76  
81 78  
84 77  
80 76

94  
94  
83  
82  
72  
81









COUNTRY

BRITISH VIRGIN ISLANDS

LOCAL STANDARD TIME

GREENWICH MEAN TIME MINUS 4 HOURS

STATION

EXPERIMENTAL STATION, TORTOLA

LATITUDE

18° 25' NORTH

LONGITUDE

64° 36' WEST

ALTITUDE

20 FEET

PERIOD OF RECORD

1921 - 1927; 1929 - 1939

STATION	YEAR	MONTH	HOUR	MEAN				TEMPERATURE AND HUMIDITY					RAINFALL (INS)		TOTAL SUNSHINE DURATION Hrs.
				WIND SPEED M.P.H.	CLOUD AMT. HEIGHTS	PRESSURE REDUCED TO M.S.L. INS.	DRY BULB			MEAN		EXTREME	TOTAL	MOST IN A DAY	
							WET BULB	VAR PRESS.	REL. HUM. %	MAX. %	MIN. %				

**TORTOLA  
EXPERIMENT  
STATION**

1921	01	02	03	04	05	06	07	08	09	10	11	12	YEAR
	5.54	4.26	4.37	1.31	3.05	2.21	8.06	2.04	4.96	4.06	3.40	2.69	45.95
	13	9	16	4	10	6	19	10	14	16	14	9	140
	.97	1.58	.59	.46	.71	.62	1.46	.40	1.78	.84	.50	.50	1.78

**1922**

1922	01	02	03	04	05	06	07	08	09	10	11	12	YEAR
	4.02	3.48	1.61	2.69	1.93	6.46	2.98	5.33	3.77	10.68	2.58	5.19	50.72
	17	15	8	7	12	12	11	13	12	10	7	16	140
	1.10	.81	.41	.64	.35	3.20	.60	.92	.58	2.70	1.40	.70	3.20

**1923**

1923	01	02	03	04	05	06	07	09	09	10	11	12	YEAR
	2.42	1.47	1.79	1.02	1.09	2.68	1.83	3.59	6.35	12.23	3.85	1.65	39.97
	8	4	5	3	1	6	10	18	11	13	14	6	99
	.59	.47	.57	.50	1.09	1.34	.32	.72	2.04	4.56	.98	.47	4.56
	29.982	89	76	90	74	88	73	88	70	78	70		





STATION	YEAR	MONTH	HOUR	MEAN				TEMPERATURE AND HUMIDITY						RAINFALL (INS)			TOTAL SURSHING DURATION (INS)
				WIND SPEED (KTS)	CLOUD AMT. (HEIGHT)	PRESSURE REDUCED TO M.S.L. (INS)	MEAN			EXTREME			TOTAL	MOST IN A DAY	NO. OF DAYS WITH		
							DRY BULB	WET BULB	VAR. PRESS.	REL. HUM. (%)	MAX. (%)	MIN. (%)				MAX. (%)	
<b>TORTOLA EXPERIMENT STATION</b>																	
	1927	01				29.970	82	70				89	68	3.07	.71	17	
		02				30.010	82	70				85	68	2.31	.77	18	
		03				30.000	83	70				86	67	6.64	4.00	14	
		04				29.920	83	71				87	67	8.96	3.72	14	
		05				29.950	85	74				89	70	4.24	1.00	13	
		06				30.010	86	74				91	71	2.67	.60	16	
		07				30.000	87	74				90	71	4.23	.64	19	
		08				29.950	88	73				94	70	2.96	.36	14	
		09				29.800	90	73				94	70	5.88	1.40	19	
		10				29.870	85	69				92	64	9.94	4.00	15	
		11				29.890	84	71				89	69	10.54	1.92	23	
		12				29.920	84	68				88	65	2.19	.38	10	
		YEAR				29.941	85	71				94	64	63.63	4.00	192	
	1929	01				30.040	79	70				82	64	4.80	.79	18	
		02				30.030	77	70				85	66	1.88	.53	13	
		03				30.020	77	70				82	65	2.73	.80	20	
		04				30.040	83	72				67	67	1.25	.35	8	
		05				30.040	81	73				84	67	5.10	3.13	20	
		06				30.020	81	74				84	71	7.27	3.73	17	
		07				30.050	83	75				90	71	2.31	.65	11	
		08				29.990	83	74				87	70	4.69	.76	18	
		09				29.940	83	74				86	70	4.76	1.48	17	
		10				29.920	84	73				87	68	2.68	.80	17	
		11				29.940	81	71				84	65	1.96	.40	19	
		12				30.020	78	70				83	64	3.80	.33	25	
		YEAR				30.004	81	72				84	64	43.25	3.73	203	
	1930	01				30.050	77	68				83	62	5.82	.92	25	
		02				30.030	76	68				82	63	3.54	1.00	12	
		03				30.040	77	68				82	62	.87	.39	8	
		04				30.040	81	70				83	64	1.02	.33	9	
		05				30.030	83	73				87	70	2.57	.96	10	
		06				30.020	82	72				88	67	6.28	1.99	13	
		07				30.040	85	73				89	70	3.16	.92	16	
		08				30.040	84	73				88	70	4.38	1.00	14	
		09				29.970	83	73				87	67	3.07	1.19	15	
		10				29.920	83	71				88	66	2.90	.76	14	
		11				29.930	81	69				88	64	11.16	2.44	23	
		12				29.970	80	68				84	65	4.75	1.02	22	
		YEAR					81	71				89	62	49.52	3.44	182	

STATION	YEAR	MONTH	HOUR	MEAN				TEMPERATURE AND HUMIDITY						RAIN FALL (INS)		TOTAL SUNSHINE DURATION PER
				WIND SPEED M.P.H.	CLOUD AMT. (eighths)	PRESSURE REDUCED TO M.S.L. INS	MEAN			EXTREME			TOTAL	MOST IN A DAY		
							DRY BULB	WET BULB	VAR. PRESS.	REL. HUM. %	MAX. %	MIN. %				
TORTOLA EXPERIMENT STATION	1931	01				30.000	78	66	87	63	2.33	1.00	17			
		02			29.930	77	65	84	58	3.50	.77	12				
		03			29.980	79	67	85	62	5.04	2.77	8				
		04			29.960	81	69	87	62	8.33	2.21	17				
		05			29.940	83	70	88	66	6.68	1.43	16				
		06			30.000	83	70	87	65	6.30	.90	18				
		07			29.950	84	71	86	64	4.54	2.32	13				
		08			30.010	83	70	85	55	5.37	1.49	16				
		09			29.930	82	68	87	63	6.54	1.45	19				
		10			29.920	82	66	86	62	9.65	3.34	14				
		11			29.880	80	65	85	61	13.73	3.12	19				
		12			30.010	82	64	85	51	3.00	.58	17				
	YEAR					29.961	81	68	88	58	75.03	3.34	136			
1932		01				30.260	79	63	58	5.51	1.32	26				
		02			30.040	77	59	84	53	1.00	.23	9				
		03			29.950	79	62	82	56	2.00	.81	5				
		04			29.960	80	64	84	57	4.57	1.55	9				
		05			29.940	81	64	85	60	11.70	2.39	15				
		06			30.000	86	67	90	62	5.37	1.15	21				
		07			30.000	86	66	90	63	3.18	1.14	16				
		08			29.980	84	66	94	62	22.13	10.20	21				
		09			29.940	86	72	95	60	10.55	6.25	12				
		10								10.22	3.13	16				
		11								6.53	1.20	20				
		12								5.76	1.05	21				
	YEAR							88.52	10.20	191						
1933		01								3.72	.45	21				
		02								.77	.29	8				
		03								2.82	.37	18				
		04								5.95	2.75	6				
		05								23.29	5.60	17				
		06								6.04	2.17	25				
		07								10.19	5.75	21				
		08								3.36	.58	17				
		09								15.15	4.20	22				
		10								7.62	4.63	13				
		11								11.25	3.26	28				
		12								4.10	.80	19				
	YEAR							94.26	5.75	215						

STATION	YEAR	MONTH	HOUR	MEAN			TEMPERATURE AND HUMIDITY						RAINFALL (INS)			TOTAL SUNSHINE DURATION INS
				WIND SPEED M.P.H.	CLOUD AMT. (EIGHTS)	PRESSURE REDUCED TO M.S.L.	MEAN			EXTREME			TOTAL	MOST IN A DAY	NO. OF DAYS WITH	
							DRY BULB	WET BULB	VAR PRESS.	REL HUM. %	MAX.	MIN.				

TORTOLA  
EXPERIMENT  
STATION

1934	01													6.24	2.25	23
	02													1.29	.52	9
	03													4.13	.85	17
	04													1.04	.66	6
	05													1.30	.24	11
	06													3.34	1.48	14
	07													4.61	2.06	18
	08													5.77	2.69	16
	09													5.18	1.63	17
	10													5.66	1.95	16
	11													3.23	2.62	13
	12													4.94	.95	17
	YEAR													52.81	2.69	177

1935

1935	01													2.96	1.68	10
	02													3.26	1.23	11
	03													.91	.33	6
	04													1.06	.60	5
	05													8.88	4.75	10
	06													3.15	1.15	14
	07													2.27	.40	13
	08													2.65	.91	12
	09													6.86	1.85	22
	10													7.22	1.70	23
	11													6.07	1.27	18
	12													2.47	.60	11
	YEAR													47.86	4.75	155

1936

1936	01													2.81	1.30	12
	02													1.75	1.03	7
	03													1.99	1.30	3
	04													.40	.13	4
	05													11.52	2.50	13
	06													3.01	1.05	12
	07													6.40	1.93	13
	08													7.43	1.95	15
	09													9.57	2.68	15
	10													4.97	.82	18
	11													6.24	1.72	13
	12													9.56	2.36	16
	YEAR													65.65	2.68	141

STATION	YEAR	MONTH	HOUR	MEAN							TEMPERATURE AND HUMIDITY						RAINFALL (INS)		TOTAL SUNSHINE DURATION INS
				WIND SPEED KIS.	CLOUD AMT. (EIGHTS)	PRESSURE REDUCED TO M.S.L.		DRY BULB	WET BULB	VAR. PRESS.	MEAN			EXTREME MAX.	EXTREME MIN.	TOTAL	MOST IN A DAY	NO. OF DAYS WITH	
						REL. HUM. %	MAX.				MIN.								

1937

TORTOLA EXPERIMENT STATION

01	01	11.44	2.86	25
02	02	1.49	.42	9
03	03	.61	.25	4
04	04	2.73	2.05	4
05	05	6.05	4.65	4
06	06	2.26	.66	8
07	07	2.08	.37	14
08	08	7.75	1.25	17
09	09	9.14	3.91	18
10	10	4.61	1.51	12
11	11	4.53	.68	18
12	12	3.56	.59	18
YEAR		56.25	4.55	151

1938

01	01	3.45	.84	16
02	02	1.21	.70	8
03	03	1.93	.43	14
04	04	1.62	.75	9
05	05	.85	.45	9
06	06	6.84	1.93	13
07	07	2.77	1.14	15
08	08	6.39	2.03	21
09	09	6.65	1.70	21
10	10	5.39	1.68	14
11	11	14.29	4.19	25
12	12	4.89	1.97	16
YEAR		56.28	4.18	178

1939

01	01	1.91	.42	16
02	02	2.21	.42	13
03	03	2.64	.58	13
04	04	1.32	.19	15
05	05	1.27	.52	12
06	06	1.30	.63	8
07	07	1.67	.35	14
08	08	5.22	1.39	19
09	09	3.16	1.06	7
10	10	7.04	1.57	17
11	11	11.51	2.89	18
12	12	7.65	2.33	15
YEAR		46.50	3.89	167

COUNTRY

CAYMAN ISLANDS

LOCAL STANDARD TIME

GREENWICH MEAN TIME MINUS 5 HOURS

STATION

GRAND CAYMAN METEOROLOGICAL STATION

LATITUDE

19° 18' NORTH

LONGITUDE

81° 22' WEST

ALTITUDE

20 FEET

PERIOD OF RECORD

1960 - 1964

STATION	YEAR	MONTH	HOUR	MEAN				TEMPERATURE AND HUMIDITY						RAINFALL (INS)			TOTAL SUNSHINE DURATION DAYS
				WIND SPEED KTS.	CLOUD AMT. (eighths)	PRESSURE REDUCED TO M.S.L.	MEAN			EXTREME			TOTAL	MOST IN A DAY	NO. OF DAYS WITH		
							DRY BULB	WET BULB	VAR. PRESS.	REL. HUM.	MAX.	MIN.				MAX.	

**GRAND CAYMAN MET STATION**

1960	01	07	6.1	3.7		22	20		28	21	30	16	.19	.10	3
	02	07	6.4	3.1		22	20		29	21	31	15	2.20	1.20	2
	03	07	6.5	3.4		22	20		29	21	31	15	.13	.08	2
	04	07	5.4	4.5		24	23		30	23	31	20	6.29	1.77	9
	05	07	5.0	4.8		25	24		30	24	31	22	7.97	1.91	12
	06	07	4.6	4.8		26	25		31	25	32	22	4.84	1.65	11
	07	07	3.8	4.7		26	25		31	24	32	22	4.21	1.25	11
	08	07	2.6	3.9		26	25		32	24	33	23	3.04	.82	9
	09	07	3.4	4.9		26	25		32	24	33	17	5.11	1.65	14
	10	07	2.4	4.1		25	24		31	24	32	22	4.65	1.48	11
	11	07	7.7	4.6		25	24		30	24	31	19	4.70	2.02	8
	12	07	10.1	5.0		23	21		28	22			3.50	1.53	9
YEAR			5.3	4.3		24	23		30	23			46.83	2.02	101

**1961**

01	07	7.9	3.8		22	21		28	21	30			.25	.20	2
02	07	4.7	3.6		23	22		29	20				.50	.35	3
03	07	4.7	4.2		24	22		29	22				1.54	.96	7
04	07	5.6	2.8		25	23		30	22	31			.00	.00	0
05	07	4.9	4.9		26	24		30	23	32	20		7.00	3.22	9
06	07	3.8	5.4		26	24		31	24	32	22		7.94	2.32	10
07	07	4.5	4.7		26	25		31	24	33	22		2.56	.78	15
08	07	3.1	4.4		26	24		31	24	33	22		5.65	2.40	13
09	07	4.3	4.9		25	24		30	23				17.07	3.96	15
10	07	3.8	5.3		25	24		30	23	31	20		18.15	8.60	15
11	07	5.2	2.4		23	22		29	21	30	18		4.94	3.75	10
12	07	7.8	4.5		24	22		29	22	31	20		2.59	1.28	10
YEAR			5.0	4.2		25	23		30	22			68.19	8.60	109

**1962**

01	07	6.7	3.5		23	22		28	22	30	18		1.24	.54	8
02	07	3.2	2.3		21	20		28	20	30	16		.00	.	0
03	07	5.4	3.4		22	21		29	21	30	13		.63	.32	4
04	07	7.6	5.0		24	23		29	22	30	19		2.01	1.30	5
05	07	7.1	3.9		25	24		30	22	32	19		.39	.19	3
06	07	4.5	5.5		26	25		31	24	33	22		3.01	.70	12
07	07	3.4	4.3		26	25		31	24	33	21		5.76	4.23	13
08	07	1.7	5.3		25	24		31	24	32			8.02	1.63	16
09	07														
10	07	2.6	5.2		24	24		30	23	31	20		10.46	2.23	16
11	07	6.9	5.3		23	22		28	22	31	15		4.14	1.29	8
12	07	5.3	4.3		21	20		28	20	31	16		2.35	.71	6

STATION	YEAR	MONTH	HOUR	MEAN				TEMPERATURE AND HUMIDITY								RAINFALL (INS)			TOTAL SUNSHINE DURATION HRS
				WIND SPEED MPH	CLOUD AMT. (EIGHTHS)	PRESSURE REDUCED TO M.S.L.	MEAN				EXTREME				TOTAL	IN A DAY	% OF DAYS WITH		
							DRY BULB °C	WET BULB °C	VAR PRESS °C	REL. HUM. %	MAX. °C	MIN. °C	MAX. °C	MIN. °C					

**GRAND CAYMAN MET STATION**

1963	01	07	5.4	3.0	21	20	28	20	30	14	.27	.13	3
	02	07	7.1	4.5	22	21	28	21	31	13	1.31	.90	6
	03	07	7.3	3.9	23	22	29	21	31	19	1.16	.64	4
	04	07	5.0	3.9	23	22	29	21	31	18	1.35	1.18	3
	05	07	6.2	3.6	25	23	30	22	31	16	5.84	2.53	7
	06	07	3.9	4.2	26	25	31	24	32	21	4.41	1.69	6
	07	07	3.5	4.9	26	25	31	24	32	21	8.45	2.03	14
	08	07	1.5	3.7	26	25	32	24	33	22	9.25	4.15	8
	09	07	3.3	5.4	26	25	31	25	33	23	12.01	1.63	17
	10	07	5.6	4.3	25	24	31	24	32	20	2.20	.74	9
	11	07	6.5	4.5	24	22	29	23	32	19	4.21	2.44	6
	12	07	6.7	4.9	23	21	27	22	31	18	7.11	2.36	5
YEAR			5.2	4.2	24	23	30	23	33	13	57.57	4.15	88

**1964**

01	07	5.9	3.4	22	20	28	21	30	18	3.92	1.03	9
02	07	5.4	3.2	23	21	29	21	30	19	1.26	.66	4
03	07	5.9	3.9	24	22	30	23	31	19	.47	.20	3
04	07	6.2	3.9	25	23	30	23	31	20	.58	.33	2
05	07	3.7	4.3	25	23	30	23	31	20	9.90	2.89	11
06	07	4.1	5.1	26	24	31	24	32	22	5.57	1.83	11
07	07	2.5	4.9	26	24	31	24	32	22	4.52	1.50	10
08	07	2.9	4.2	26	24	31	24	33	22	5.89	1.63	9
09	07	2.9	5.3	25	24	31	24	32	22	8.40	1.69	14
10	07	5.3	6.1	25	23	29	23	31	21	16.31	3.38	21
11	07	5.1	5.4	24	23	29	23	30	20	7.64	3.56	12
12	07	6.1	3.8	23	21	28	22	30	19	6.31	2.32	14
YEAR		4.7	4.4	25	23	30	23	33	18	70.77	3.56	120